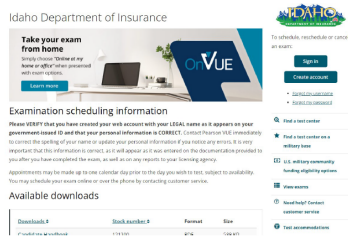


How to Register for Electronic Fingerprinting

Step 1: Go to the Idaho Department of Insurance's Pearson Vue page to register for the exam.
<https://home.pearsonvue.com/id/insurance>



Step 2: Click "Sign in".

Note: If you do not have a Pearson Vue account you will need to select "Create account" and set one up.



Step 3. Enter your log in information and click "Sign In".

Sign in

Our secure website encrypts your personal information so that it cannot be read by unauthorized Internet users. For your security, please remember to sign out of your account and close your browser when you finish your session.

Please do not use the back button to navigate the site.

Required information is marked with an asterisk (*).

Returning users, please sign in:

* Username:

* Password:

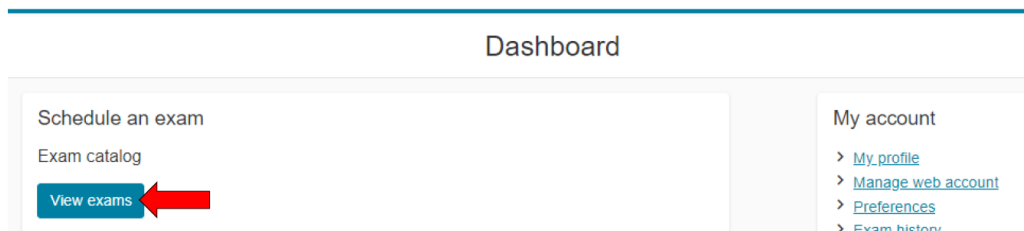
☐ Show password

New users, please sign up:

[Create a web account.](#)

Sign In

Step 4. In the "Schedule an Exam" box click, "View exams".



Step 5. Click on ID Electronic Fingerprint.

Find an exam

Find an Exam:

Go

Exam Code	Exam Name
InsID-AH0002	Idaho Disability/Health Producer
InsID-BB0006	Idaho Bail Bonds
InsID-Cas0004	Idaho Casualty Producer
InsID-FPELC	ID Electronic Fingerprint

Step 6. Click “Next”.

Confirm exam selection

InsID-AH0002: Idaho Disability/Health Producer
Language: English

Consecutive Appointments

You may add one or more exams to take on the same day. [Tell me more.](#)

[Add another exam to take on the same day](#)

[Previous](#) [Next](#)

Step 7. Review the information and click “Agree”.

Agree to Idaho Department of Insurance policies

InsID-AH0002: Idaho Disability/Health Producer

Idaho Department of Insurance policies

Admission Policy

We ask that you arrive at the test center 15 minutes before your scheduled appointment time. This will give you adequate time to complete the necessary sign-in procedures. If you arrive more than 15 minutes late for your appointment, you may be refused admission and the exam fees will be forfeited.

You will be required to present one form of original (no photocopies), valid (unexpired) government issued ID that includes your name, photograph, and signature. The first and last name that you used to register must match exactly the first and last name on the ID that is presented on test day. All IDs required must be issued by the country in which you are testing. If you do not have the qualifying ID issued from the country you are testing in, an International Travel Passport from your country of citizenship is required. If you have any questions or concerns about the ID you are required to bring with you to the testing center for admittance for your exam please contact Pearson VUE customer service at <https://home.pearsonvue.com/Test-takers/Customer-service.aspx>. To view the full ID policy, including any additional allowances to this policy, please visit <http://www.pearsonvue.com/policies/1.pdf>.

Reschedule Policy

You must contact Pearson VUE or access your online Pearson VUE account to reschedule your exam at least a minimum of 48 hours prior to your appointment. Exams cannot be rescheduled less than 48 hours prior to your appointment. Failure to reschedule in time or failure to appear for your appointment will result in the forfeiture of your exam fee.

Cancellation Policy

You must contact Pearson VUE or access your online Pearson VUE account to cancel your exam at least a minimum of 48 hours prior to your appointment. Exams cannot be cancelled less than 48 hours prior to your appointment. Failure to cancel in time or failure to appear for your appointment will result in the forfeiture of your exam fee.

[Previous](#) [Agree](#)

Step 8. Select your testing center and click “Next”.

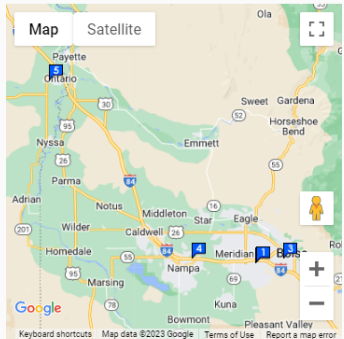
You can select up to three test centers to compare availability.

Helpful hints:

- The test center information link may provide directions, parking, wheelchair support or other physical access considerations.
- Distance (mi/km) is a straight line calculated from the center point of your search criteria and does not reflect driving distance.

Test Center	Distance
<input type="checkbox"/> Pearson Professional Centers-Boise ID 9183 W Black Eagle Dr Boise, Idaho 83709 United States Test Center Information	0.7 mi
<input type="checkbox"/> Pearson VUE Test Center-Pocatello ID 812 East Clarke Street Suite E Re/Max Building Pocatello, Idaho 83201 United States Test Center Information	200.4 mi
<input type="checkbox"/> Pearson Professional Centers-Spokane WA 1410 N Mullan Rd Suite 203 Mullan Centre Spokane Valley, Washington 99206 United States Test Center Information	4.5 mi

[Map](#) [Satellite](#)



[Keyboard shortcuts](#) [Map data ©2023 Google](#) [Terms of Use](#) [Report a map error](#)

[Next](#)

Step 9. Click on the day and time you want, and click “Book this appointment”.

The page BEFORE you have selected a date

The page AFTER you have selected a date

9a. Select a day.

ZFP, ID RE, and APP Hardcard
1125B Avenida High View Rd
Driftwood, Texas 78619
United States

[Find another test center](#)

Select a date from the calendar. Only dates with appointment availability can be selected.

September 2023

Su	Mo	Tu	We	Th	Fr	Sa
					1	2
3	4	5	6	7	8	9
10	11	12	13	14	15	16
17	18	19	20	21	22	23
24	25	26	27	28	29	30

[Why can't I find an available appointment?](#)

[Previous](#)

ZFP, ID RE, and APP Hardcard
1125B Avenida High View Rd
Driftwood, Texas 78619
United States

[Find another test center](#)

Select a date from the calendar. Only dates with appointment availability can be selected.

September 2023

Su	Mo	Tu	We	Th	Fr	Sa
					1	2
3	4	5	6	7	8	9
10	11	12	13	14	15	16
17	18	19	20	21	22	23
24	25	26	27	28	29	30

[Why can't I find an available appointment?](#)

2. Select your appointment start time

How would you like times displayed?

☒ 12 hr (e.g., 2:00 PM) ☐ 24 hr (e.g., 14:00)

Our next available appointment is:

Thursday, September 14, 2023

2:30 PM - 3:30 PM America/Chicago - CDT

[Explore more times](#) [Book this appointment](#)

9b. Select a time.

Step 10. Review the information; if it is correct, click “Proceed to Checkout”.

Cart

[Review and confirm](#) contact information to avoid issues on test day.

Description	Details	Price	Actions
Exam InsID-FPELC: ID Electronic Fingerprint Language: English Length: 30 minutes ⓘ	Appointment Monday, October 9, 2023 Start time: 9:00 AM America/Boise - MDT Change Appointment Location Boise State Proctoring and Certification Services Chrisway Annex II 1406 Chrisway Dr. Boise, Idaho 83706 United States Change Test Center	61.25	Remove

[Add Another Exam](#)

Confirm contact information

⚠ IMPORTANT: Your first/given and last/surname/family name must match exactly as it appears on the identification (ID) that is presented at the time of testing. If there is not an exact match, you will not be able to take your test and you will not be reimbursed for any fees paid.

Name:
Stacy Gobie

[Edit](#)

Telephone:
+1 208-334-4250

Total Due

Subtotal:	65.00
Estimated Tax:	0.00
ESTIMATED TOTAL DUE:	USD 65.00

You can enter voucher/promotion codes on the billing screen.

ESTIMATED TOTAL DUE: USD 65.00 [Proceed to Checkout](#)

Step 11. Complete the payment process.

Note: If the site is not accepting your payment, please contact Pearson Vue at 800-274-2721