



# 2024 ANNUAL REPORT



DEAN L. CAMERON  
Director

Dedicated to serving and protecting Idahoans



BRAD LITTLE  
Governor

*State of Idaho*  
**DEPARTMENT OF INSURANCE**

700 West State Street, 3rd Floor  
P.O. Box 83720  
Boise, Idaho 83720-0043  
Phone 208-334-4250  
Fax 208-334-4398  
doi.idaho.gov

**BRAD LITTLE**  
Governor

**DEAN L. CAMERON**  
Director

November 1, 2025

Dear Governor Little:

As Director of the Idaho Department of Insurance, I am pleased to present the 2024 Annual Report, prepared in accordance with Section 41-216 of the Idaho Code. The data contained in this report is based on the annual statements submitted as of December 31, 2024, by insurance companies licensed to operate in Idaho.


The Department of Insurance has a long-standing commitment to the fair, consistent, and transparent enforcement of Idaho's insurance laws. We carry out our responsibilities through two key divisions: the Insurance Division and the State Fire Marshal's Office. Together, these divisions play a vital role in supporting Idaho's economy and, more importantly, in protecting consumers by fostering trust in the insurance products and providers serving our state.

Our mission is to safeguard the interests of Idaho's citizens by upholding the Idaho Insurance Code and the International Fire Code. This includes monitoring insurers for financial soundness and compliance, reviewing policy language for clarity and fairness, ensuring agents adhere to legal standards, and overseeing a coordinated, statewide fire safety system. Through prevention, investigation, and public education, we work to protect lives and property from fire-related hazards.


I would like to express my sincere appreciation to the Department's dedicated and knowledgeable staff. Their professionalism and commitment are reflected in the high level of service we provide to the people of Idaho every day.

Thank you for your continued trust and support.

Respectfully submitted,



Dean L. Cameron  
Director



**Director William  
W. "Bill" Deal**

1936-2024

The Idaho Department of Insurance mourns the passing of former DOI Director William W. "Bill" Deal.

Director Deal was first appointed to the DOI by Gov. Butch Otter on January 2, 2007. He was reappointed in 2011 and retired from the position December 31, 2014.

Before becoming director, he served eight terms in the Idaho House of Representatives from 1991 to 2007, where he worked closely with current DOI Director Dean Cameron. They co-sponsored many of the successful insurance approaches used today.

Director Deal served as the chairman of the board for the Idaho State Insurance Fund and a member of the Idaho Endowment Investment Board. He had many years of experience in the insurance industry; for much of that time, he was owner and managing partner of the W.W. Deal Insurance Agency in Nampa, ID.

Idaho will miss a statesman like Director Deal. He was a wonderful man and leader. Idahoans, as insurance consumers, were benefited by his leadership.



# DEAN L. CAMERON

Director, Idaho Department of Insurance

The Department of Insurance is a regulatory agency created to regulate the business of insurance in Idaho.

State regulation of Idaho's insurance business began in 1901 and in 1961 the present Department of Insurance was created. When the Executive branch of state government was reorganized in 1974, the Department of Insurance became one of twenty major departments of the Executive Branch. The director of the department is appointed by the Governor and is subject to confirmation by the state senate.

## TABLE OF CONTENTS

Administration	4
Department Contact Information	4
Department of Insurance Directors	6
Organizational Chart	7
Legislative Changes Enacted in 2024	8
Summary of Administrative Orders	9
Litigation Pending During 2024	9
Rulemaking Adopted	10
DOI 2024 Highlights	11
Bulletins Issued	12
Idaho Immunization Assessment Board	13
Department Fund Sources	14
Department Fund Applications	15
Schedule of Receipts and Disbursements	16
Premium Tax	22
Consumer Services	26
SHIBA	26
Fraud Investigations	27
Consumer Affairs	28
State Fire Marshal	29
Company Activities	30
Examinations & Analysis	30
Continuing Education	36
Producer Licensing	37
Market Oversight	38
Market Conduct	38
Title Insurance	38
Rates & Forms	39
Summary of Annual Statements	40
Health Companies	41
Life & Annuity Companies	43
Property and Casualty Companies	52
Title Companies	75



## Main office

700 W. State Street, 3rd Floor  
PO Box 83720  
Boise, ID 83720-0043  
Fax numbers  
Main: 208-334-4250  
SHIBA: 208-334-4398  
State Fire Marshal: 208-334-4375

---

## Regional offices

Fire Marshal Regional Office  
1820 East 17th Street, Suite 220  
Idaho Falls, ID 83404  
Fire prevention: 208-525-7022  
Fire investigation: 208-525-7209  
Fax: 208-525-7066

---



## Regional offices

SHIBA / Fire Marshal Regional Office  
2005 Ironwood Parkway, Suite 143  
Coeur d'Alene, ID 83814  
Fire investigation: 208-769-1447  
SHIBA: 1-800-247-4422  
Fax: 208-666-6767

SHIBA Regional Office  
353 North 4th, Suite 200  
Pocatello, ID 83201  
Phone: 1-800-247-4422  
Fax: 208-236-6351

---

## TOLL FREE NUMBERS

General  
1-800-721-3272

Senior Health Insurance (SHIBA) Hotline  
1-800-247-4422

Arson Reporting Hotline  
1-877-752-7766

Fraud Reporting Hotline  
1-866-939-7226

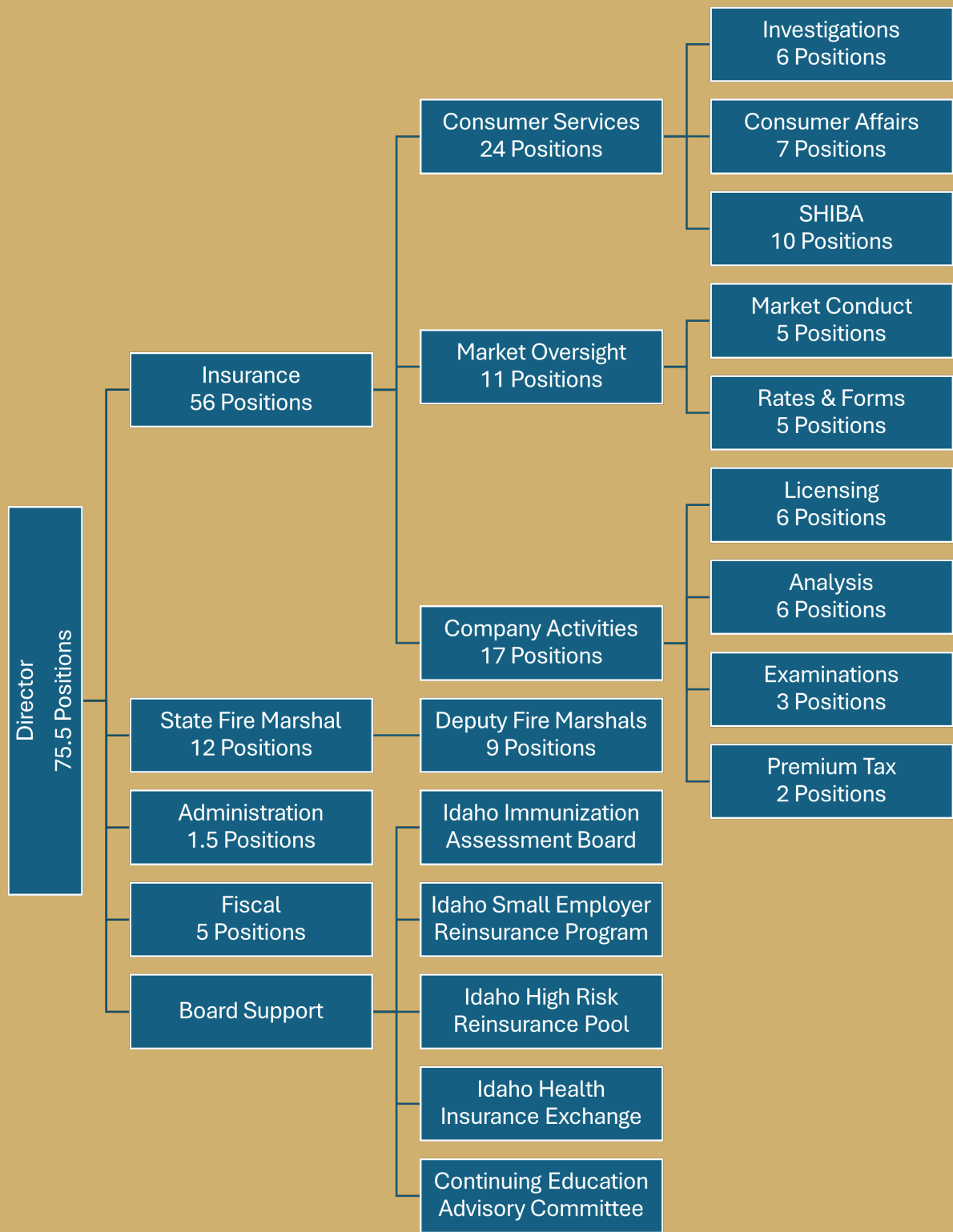
## WEBSITE

[doi.idaho.gov](https://doi.idaho.gov)

# DEPARTMENT OF INSURANCE DIRECTORS

Lucius C. Rice.....	1900
P.M. Davis.....	1901-1902
John H. Myer.....	1903-1904
Edward L. Liggett.....	1904-1905
C.D. Goaslind.....	1906-1909
I.C. Hattabaugh.....	1910-1911
E.F. Van Valkenburg.....	1912-1913
George F. Steele.....	1914-1916
W.R. Hyatt.....	1917-1918
Howard J. Brace.....	1919-1922
D.C. Neifert.....	1923-1929
W.H. Bakes.....	1930-1937
T.M. Walrath.....	1938-1940
Joel Jenifer.....	1941-1942
Howard Cullimore.....	1943-1944
Edward B. McMonigle.....	1945-1947
James Hubbard.....	1948-1950
Leo O'Connell.....	1951-1967
John R. Blaine.....	1967-1972
Robert Hay.....	1972-1973
Monroe C. Gollaher.....	1974-1980
Trent M. Woods.....	1980-1984
Wayne L. Soward.....	1984-1987
Anthony J. Fagiano.....	1987-1991
George J. Neumayer.....	1991
Harry C. Walrath.....	1991-1994
James M. Alcorn.....	1994-1995
John Michael Brassey.....	1995
James M. Alcorn.....	1995-1998
Mary L. Hartung.....	1998-2004
Gary L. Smith.....	2004-2006
Shad Priest.....	2006
William W. Deal.....	2007-2014
Tom Donovan.....	2015
Dean L. Cameron.....	2015-Present

# ORGANIZATIONAL CHART



# SUMMARY OF LEGISLATIVE CHANGES ENACTED IN 2024

All legislation takes effect July 1, 2024 unless otherwise noted.

## DEPARTMENT OF INSURANCE LEGISLATION

The Department of Insurance brought forth no legislation during the 2024 Legislative Session.

## ENACTED INSURANCE-RELATED LEGISLATION

**House Bill 439** – This legislation resets the sunset date of the Immunization Assessment Board and Program from July 1, 2024 to July 1, 2029.

Reported signed by Governor Little on March 18, 2024.

**House Bill 596** – This legislation establishes parameters and standards for how Pharmacy Benefit Managers operate in Idaho, requiring fairness, transparency and free market operations. This legislation adds new definitions; lays out requirements that make contracts with pharmacies transparent and fair; requires PBMs to provide transparent pricing on drugs; and requires PBMs to report to the Department of Insurance in a transparent way.

Reported signed by Governor Little on April 1, 2024. Effective date January 1, 2025.

**House Bill 668** – This legislation ensures taxpayer dollars are not used to provide medical treatment or surgeries for the purpose of changing the appearance of a person's sex in a way that is not consistent with their biological sex. This legislation also provides for exemptions for the funding of medically necessary uses of these drugs and procedures.

Reported signed by Governor Little on March 27, 2024.

**House Bill 670** – This legislation prohibits health insurers from providing reimbursements for organ transplant in China and other countries known to have participated in forced organ harvesting from prisoners of conscience and other persecuted people. It also prohibits hospitals and medical research facilities from using genetic sequencing machines or software that come from foreign adversaries.

Reported signed by Governor Little on April 8, 2024.

**House Concurrent Resolution 27** – This House Concurrent Resolution directs the Department of Insurance to collect data related to market coverage of Pediatric Autoimmune Neuropsychiatric Disorders Associated with Streptococcal infections and Pediatric Acute-onset Neuropsychiatric Syndrome (PANDAS/PANS), and recognizes October 9, 2024 as PANDAS/PANS Awareness.

Delivered to Secretary of State on March 21, 2024.

**House Concurrent Resolution 48** – This Concurrent Resolution shows the findings of the legislature and approving pending rules of the Department of Insurance rules with the exception of changes to 18.04.04, Section 011, Subsection 03.

Delivered to Secretary of State on March 29, 2024.

**Senate Bill 1234** – This legislation allows enrollees to receive up to a six (6) month supply of prescribed contraceptives if they so choose or if they are on an established prescription already.

Reported signed by Governor Little on March 18, 2024.

# SUMMARY OF ADMINISTRATIVE ORDERS

## PRODUCERS

License Suspended.....	0
License Revoked .....	52
License Denied.....	29
License Surrendered .....	5
Penalty Only.....	1
Other Orders .....	0

## INSURERS AND SELF-FUNDED PLANS

Certificate of Authority Suspended.....	11
Certificate of Authority Revoked .....	0
Certificate of Authority Reinstated .....	0
Penalty Only.....	0
Block Non-Renewal and/or Withdrawal .....	2
Workers' Compensation Rate Deviation.....	59
Market Conduct Enforcement Orders.....	3
Orders Adopting Report of Examination .....	4
Other Orders .....	0

## OTHER

(E.G. TITLE INSURANCE AGENCIES, TPAs, RRGs)

License Suspended, Revoked or Denied.....	1
Penalty Only.....	0
Orders Adopting Report of Examination .....	38
Other Orders .....	0

### LITIGATION PENDING DURING 2024

**Brian Hirschi v. Idaho Department of Insurance, et al.**

Case No. CV04-24-112

**William Roselle v. Idaho State Fire Marshal's Office, et al.**

Case No. 4:24-cv-00238

### ANCILLARY RECEIVERSHIPS

**State of Idaho, Department of Insurance v. Mission Insurance Company Trust**

Case No. 88616



# RULEMAKING ADOPTED

The following describes 2024 rulemaking activity for submission before the 2025 legislative session.

RULE NO.	DOCKET NO.	NAME
----------	------------	------

18.03.02	18-0302-2401	LIFE SETTLEMENTS
----------	--------------	------------------

The purpose of this rule sets requirements for the sale and settlement of life insurance contracts where the owner is an Idaho resident.

18.05.01	18-0501-2401	RULES FOR TITLE INSURANCE REGULATION
----------	--------------	--------------------------------------

The purpose of this rule defines certain fair-trade practice standards for title insurance, defines and clarify Section 41-2702, Idaho Code, provides procedural rules for title insurers, agents; and escrow officers in order to protect consumers and preserve the financial stability of title insurers and agents.

18.06.06	18-0606-2401	SURPLUS LINE RULES
----------	--------------	--------------------

This rule provides procedures for the placement of surplus line insurance.

18.08.01	18-0801-2401	ADOPTION OF THE INTERNATIONAL FIRE CODE
----------	--------------	---

This rule adopts the International Fire Code and edits by the State Fire Marshal, as the minimum standard for the protection of life and property from fire and explosion in the State of Idaho. The primary purpose of the negotiated rulemaking is to receive input regarding section 017, Violation Penalties, IFC Section 110.4.



# 2024 DOI HIGHLIGHTS



01

## DOI hosts first-ever Western Zone Wildfire Risk Forum

The Idaho Department of Insurance (DOI), together with the National Association of Insurance Commissioners (NAIC) Western Zone and the Insurance Institute for Business & Home Safety (IBHS), hosted the first-ever Western Zone Wildfire Risk Forum on April 29-30, 2024, in Boise, Idaho. The forum was intended to educate and inform western policymakers on the impact of wildfire on the homeowner and commercial insurance markets. Approximately 80 insurance regulators and policymakers participated in the event – the first of its kind for the NAIC.

02

## Senior Health Insurance Benefits Advisors (SHIBA) offers “Welcome to Medicare” informational video series

Senior Health Insurance Benefits Advisors (SHIBA) produced a six-part, 50-minute video series for Idahoans turning 65 who are new to Medicare, or those interested in reviewing the basics. These videos allow any Idahoan with internet access to learn about Medicare, their choices, and where they can get assistance.

03

## Western Governors Association panel: Insuring homes against the wildfire crisis

At the Western Governors Association winter meeting on December 10, 2025, Director Cameron spoke about Idaho’s efforts to reduce homeowners’ insurance costs during a panel discussion with policy experts and governors. Idaho had a particularly difficult fire season in 2024, with nearly a million acres of land burned. While the state doesn’t normally lose any structures to wildfires, 200 buildings were destroyed; about a quarter of which were homes. The department is committed to ensuring that Idaho homeowners have access to affordable property insurance coverage.

# BULLETINS ISSUED

*State of Idaho*  
**DEPARTMENT OF INSURANCE**

**BRAD LITTLE**  
Governor

700 West State Street, 3rd Floor  
P.O. Box 83720  
Boise, Idaho 83720-0043  
Phone 208-334-4250  
Fax 208-334-4398  
Website: <https://doi.idaho.gov>

**DEAN L. CAMERON**  
Director

## **BULLETIN NO. 24-01**

A bulletin is not new law but is an agency interpretation of existing law, except as authorized by law or as incorporated into a contract. A comprehensive list of department bulletins can be found at [doi.idaho.gov](https://doi.idaho.gov).

### **Bulletin No. 24-01**

Change Healthcare  
Cybersecurity Attack

### **Bulletin No. 24-02**

Use of Revised Accounting  
Practices and Procedures  
Manual and Valuation Manual  
of the NAIC

### **Bulletin No. 24-03**

Rate of Interest on Deferred  
Payment of Cash Surrendered  
Benefits, Effective July 1,  
2023

### **Bulletin No. 24-04**

Rate of Interest on Deferred  
Payment of Cash Surrendered  
Benefits, Effective July 1,  
2024

### **Bulletin No. 24-05**

HB 596 (2024) – Relating to  
Pharmacy Benefit Managers

# IDAHO IMMUNIZATION ASSESSMENT BOARD

The Idaho Immunization Assessment funds the Idaho Immunization Program, which reduces the cost of health insurance through bulk purchasing agreements for childhood vaccines and improves the availability of the vaccines for children in Idaho. The program was extended by the Idaho Legislature in 2024 and is scheduled to sunset on July 1, 2029.

Under this program, the Idaho Department of Health and Welfare is able to purchase vaccines for insured children at significant discounts. In addition, the program facilitates immunization of children by enabling physicians and other health care professionals in Idaho to obtain most or all of their childhood vaccine supply from the Idaho Department of Health and Welfare as a single source.

The legislation also created the independent Idaho Immunization Assessment Board to assess mandatory fees from all carriers covering children in Idaho to fund this program. Under the Board's Plan of Operation, carriers report to the Idaho Department of Insurance the numbers of program-eligible children covered as of January 31 of each year, on or before March 15 of that year. The annual assessment fee notice is sent to all carriers no later than April 15 with a due date of June 15. If the billing is greater than \$50,000, the carrier may request a quarterly installment plan.

The 2024 assessment per program-eligible child was \$70.00.



155

Total Carriers  
and Entities  
Assessed in 2024



295,107

Total Lives  
Assessed in 2024

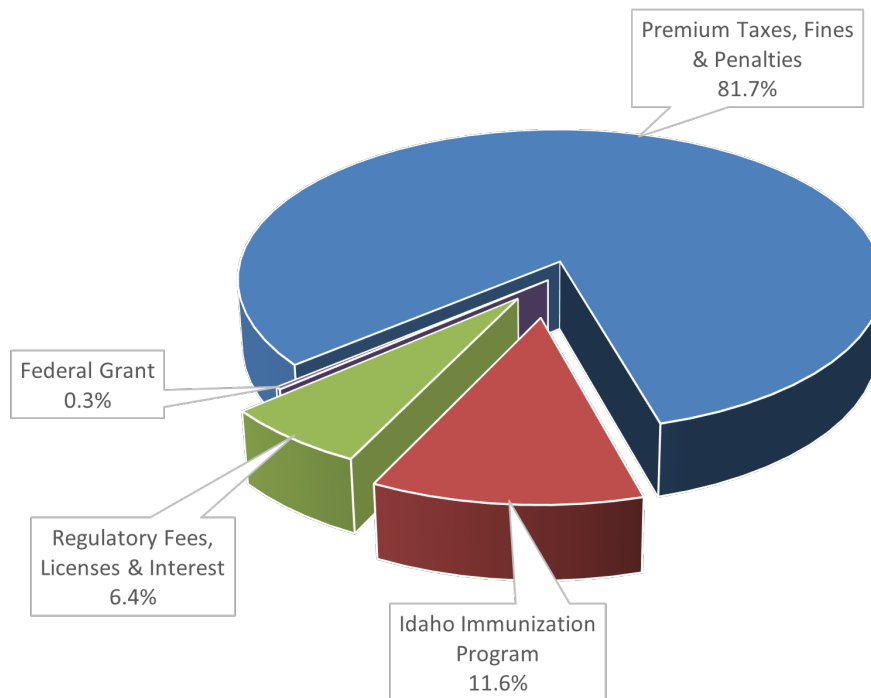


\$20,657,490

Total Funds  
Assessed in 2024

# DEPARTMENT FUND SOURCES\*

For the fiscal year ended June 30, 2025



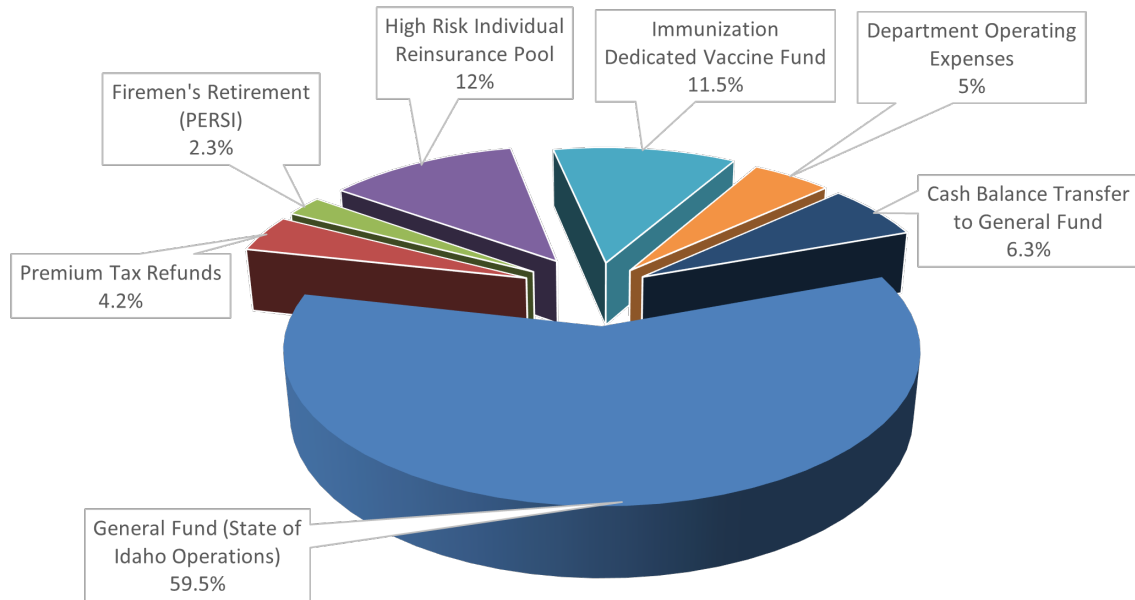
Premium Taxes, Fines & Penalties	\$ 158,500,000
Idaho Immunization Program	22,400,000
Regulatory Fees, Licenses & Interest	12,500,000
Federal Grant	500,000
<b>Total</b>	<b><u>\$193,900,000</u></b>

Department receipts totaled \$193.9 million in FY 25. Taxes on insurance premiums constituted the largest portion (81.7%) of these receipts, amounting to \$158.5 million. Regulatory fees and licenses of \$12.5 million and federal grant funds of \$0.5 million, and a \$22.4 million passthrough for the immunization program accounted for the remainder of the FY 25 receipts. Although premium taxes represent the department's largest single source of receipts, these dollars are not utilized to finance department operations. The majority of premium tax proceeds are distributed to the General Fund to finance other state programs. The balance of the premium tax proceeds are distributed to the Premium Tax Refund Fund, the Firemen's Retirement Program, and the High Risk Individual Reinsurance Pool.

\* Includes the following funds: Insurance Administrative Account; Arson, Fire and Fraud Prevention Account; Idaho Immunization Dedicated Vaccine Fund; Insurance Insolvency Account; Cigarette Propensity Enforcement Fund; and Federal Grant Fund.

# DEPARTMENT FUND APPLICATIONS\*

For the fiscal year ended June 30, 2025



General Fund (State of Idaho Operations)	\$115,500,000
Premium Tax Refunds	8,100,000
Firemen's Retirement (PERSI)	4,500,000
High Risk Individual Reinsurance Pool	23,200,000
Immunization Dedicated Vaccine Fund	22,400,000
Department Operating Expenses	9,700,000
Decrease in Cash Balance to General Fund	<u>12,200,000</u>
<b>Total</b>	<b><u>\$195,600,000</u></b>

In FY 25, distributions to the General Fund totaled \$115.5 million, while distributions to the Premium Tax Refund Fund, Firemen's Retirement Program, the High Risk Individual Reinsurance Pool, and the Idaho Immunization Dedicated Vaccine Fund were \$8.1 million, \$4.5 million, \$23.2 million, \$22.4 million, respectively. The department's operations are funded by regulatory fees, licenses, and other miscellaneous revenue sources. In FY 25, the department expended \$9.7 million, or 5% of its total receipts, to fund department operations.

\* Includes the following funds: Insurance Administrative Account; Arson, Fire and Fraud Prevention Account; Idaho Immunization Dedicated Vaccine Fund; and the Federal Grant Fund.

# SCHEDULE OF RECEIPTS AND DISBURSEMENTS

For the fiscal year ended June 30, 2025

## INSURANCE ADMINISTRATIVE FUND

Free Fund Balance, July 1, 2024	\$ 16,978,300	
Encumbrances as of July 1, 2024	30,300	
Total Free Fund Balance, July 1, 2024		\$ 17,008,600

### Receipts:

Premium Taxes	\$ 158,541,100	
Licenses, Permits and Fees	10,299,000	
Fines & Penalties	238,300	
Interest Revenue	-	
Other Revenue	34,700	
Total Receipts		<u>169,113,100</u>

Total Cash Available		<u>186,121,700</u>
----------------------	--	--------------------

### Disbursements:

Personnel Costs	\$ 5,010,200	
Communication Services	32,500	
Employee Development	46,300	
Other Services (Clerical)	18,600	
Professional Services	988,600	
Repairs & Maintenance	165,500	
Administrative Services	8,800	
Computer Services	144,600	
Employee Travel Costs	38,900	
Supplies	74,300	
Insurance	18,100	
Rental & Operating Leases	313,000	
Misc. Expend (Investigative, Governmental Overhead)	582,300	
Capital Outlay	30,000	
Total Disbursements		<u>(7,472,700)</u>

Prior Period Expenditures as of June 30, 2025		(30,000)
---	--	----------

Encumbrances as of June 30, 2025		-
----------------------------------	--	---

### Transfers Out:

General Fund	\$ 115,467,200	
Insurance Refund Fund	15,605,500	
Firemen's Retirement (PERSI)	4,544,100	
Insurance Insolvency Fund	-	
High Risk Reinsurance Pool	23,185,700	
Excess Cash on July 1st to General Fund	4,711,500	
Total Transfers Out		<u>(163,514,000)</u>

<b>Free Fund Balance, June 30, 2025</b>		<b><u>\$ 15,105,600</u></b>
---	--	-----------------------------

# SCHEDULE OF RECEIPTS AND DISBURSEMENTS

For the fiscal year ended June 30, 2025

## ARSON, FIRE AND FRAUD PREVENTION FRAUD

Free Fund Balance, July 1, 2024	\$ 2,421,100	
Encumbrances as of July 1, 2024	63,700	
Total Free Fund Balance, July 1, 2024		\$ 2,484,800
Receipts:		
Licenses, Permits and Fees	\$ 1,849,600	
Interest Income	91,100	
Other Revenue	200	
Total Receipts		1,940,900
Total Cash Available		4,425,700
Disbursements:		
Personnel Costs	\$ 1,034,400	
Communication Services	10,100	
Employee Development	10,600	
Technical Services	1,200	
Repairs & Maintenance	9,600	
Administrative Services	500	
Computer Services	5,500	
Employee Travel Costs	70,500	
Supplies	27,200	
Insurance	600	
Rental & Operating Leases	61,000	
Misc. Expenditures	(3,600)	
Capital Outlay	345,700	
Total Disbursements		(1,573,300)
Prior Period Expenditures as of June 30, 2025		(63,600)
Encumbrances as of June 30, 2025		-
Free Fund Balance, June 30, 2025		\$ 2,788,800

# SCHEDULE OF RECEIPTS AND DISBURSEMENTS

For the fiscal year ended June 30, 2025

## INSURANCE REFUND FUND

Free Fund Balance, July 1, 2024	\$ 40,100	
Transfers in from Insurance Administrative Fund	<u>15,605,500</u>	
Total Cash Available		\$ 15,645,600
Disbursements:		
Refunds of Premium Tax Overpayments	<u>8,132,300</u>	
Total Disbursements		(8,132,300)
Transfers Out:		
General Fund	<u>7,473,200</u>	
Total Transfers Out		(7,473,200)
<b>Free Fund Balance, June 30, 2025</b>		<b><u>\$ 40,100</u></b>

## FEDERAL GRANT FUND

Free Fund Balance, July 1, 2024	\$ 100	
Encumbrances as of July 1, 2024	<u>-</u>	
Total Free Fund Balance		\$ 100
Receipts		
Federal Grants	<u>517,400</u>	
Total Receipts		517,400
Advances Received		<u>-</u>
Total Cash Available		517,500
Disbursements:		
Personnel Costs	337,000	
Operating Expenses	145,200	
Sub-Grantee Payments	-	
Capital Outlay	<u>35,200</u>	
Total Disbursements		(517,400)
Prior Period Expenditures as of June 30, 2025		-
Encumbrances as of June 30, 2025		<u>-</u>
<b>Free Fund Balance, June 30, 2025</b>		<b><u>\$ 100</u></b>

# SCHEDULE OF RECEIPTS AND DISBURSEMENTS

For the fiscal year ended June 30, 2025

## INSURANCE INSOLVENCY FUND

Free Fund Balance, July 1, 2024		\$ 100,000
Receipts		-
Transfers In (Reduction in General Fund Transfer)		-
Total Cash Available		<u>100,000</u>
Disbursements:		
Personnel Costs	-	
Supplies	-	
Communication Services	-	
Miscellaneous Expenditures	-	
Professional Services	-	
Employee Travel Costs	-	
Total Disbursements	<u>-</u>	<u>-</u>
Transfers Out		
General Fund	-	
Total Transfers Out	<u>-</u>	<u>-</u>
Free Fund Balance, June 30, 2025		<u>\$ 100,000</u>

## LIQUIDATION TRUST FUND

Free Fund Balance, July 1, 2024		\$ 426,800
Receipts		
Interest & Other Investment Income	\$18,500	
Sales of Services, Goods & Property	-	
Receipts to Trust	-	
Transfers In from Diversified Bond Fund	<u>-</u>	
Total Receipts and Transfers In		<u>18,500</u>
Total Cash Available		445,300
Disbursements:		
Operating Expense	-	
Liquidation Payment	-	
Transfers Out		
Account Liquidation - Transfer to Unclaimed Properties	<u>-</u>	
Total Disbursements and Transfers Out		<u>-</u>
Free Fund Balance, June 30, 2025		<u>\$ 445,300</u>

# SCHEDULE OF RECEIPTS AND DISBURSEMENTS

For the fiscal year ended June 30, 2025

## CIGARETTE PROPENSITY ENFORCEMENT FUND

Free Fund Balance, July 1, 2024		\$ 654,000
Receipts		
Regulatory Fees	\$ 14,000	
Total Receipts		14,000
Total Cash Available		668,000
Disbursements:		
Expenditures	-	
Total Disbursements		-
<b>Free Fund Balance, June 30, 2025</b>		<b>\$ 668,000</b>

## IDAHO IMMUNIZATION DEDICATED VACCINE FUND

Free Fund Balance, July 1, 2024		\$ -
Receipts		
Regulatory Fees	\$22,391,700	
Total Receipts		22,391,700
Total Cash Available		22,391,700
Disbursements	-	
Total Disbursements		-
Transfers Out		
Health & Welfare	22,391,700	
Total Transfers Out		(22,391,700)
<b>Free Fund Balance, June 30, 2025</b>		<b>\$ -</b>

# SCHEDULE OF RECEIPTS AND DISBURSEMENTS

For the fiscal year ended June 30, 2025

## IDAHO HIGH RISK INDIVIDUAL REINSURANCE POOL

Free Fund Balance, July 1, 2024	\$ -
Transfers In from Insurance Administrative Fund	<u>23,185,700</u>
Total Cash Available	23,185,700
Disbursements:	
Payment to High Risk Pool	<u>23,185,700</u>
Total Disbursements	(23,185,700)
Tranfers Out	
Total Transfers Out	<u>-</u>
Free Fund Balance, June 30, 2025	<u>-</u>

# PREMIUM TAX

---

Premium taxes collected by the Department of Insurance are deposited in the Insurance Administrative Fund to be distributed as follows:

- An amount as needed up to 20% for the refund account (Section Idaho Code Section 41-406(1)(a));
- Fifty percent of gross fire insurance premiums to the PERSI Firemen's Retirement Account (Idaho Code Sections 59-1394 & 41-406(1) (b));
- An amount (not to exceed \$200,000 in any one year) necessary to cover administrative costs incurred by the department in placing insurance companies into receivership or supervision to the extent that such costs cannot be satisfied from the assets of the companies (Idaho Code Section 41- 406(1)(c));
- After the preceding statutory deductions from insurance premium tax revenues have been made, if the revenues remaining exceed \$45 million, one-fourth of such excess is appropriated and paid to the Idaho Individual High Risk Reinsurance Pool fund (Idaho Code Section 41-406(1)(d)). The funds are used to pay the costs associated with providing health insurance coverage to high risk individuals regardless of health status or claims experience;
- Any remaining balance following the preceding items deposits to the General Fund (Idaho Code Section 41-406(1)(e)).

Premium taxes collected from authorized insurers are in lieu of all other state and local taxes payable in the state of Idaho with the exception of real property tax (Idaho Code Section 41-405).

The annual premium tax liability is based on calendar year premiums written minus dental premiums, which are taxed at \$0.04 per subscriber per month. Premium taxes are prepaid in quarterly installments based on the prior year's premiums and the current year's tax rates. The installments are as follows: 60% due June 15, 20% due September 15, and 15% due December 15.

The reconciliation payment is made on March 1 of the next year (Idaho Code Section 41-402(3)).

The following premium tax offsets are allowed up to 100% of the premium tax liability, unless otherwise indicated:

**Workers' Compensation Offset** – All workers' compensation insurers must pay a 2.00% premium tax on Idaho premiums written to the Idaho Industrial Commission. Insurers are allowed to offset the lesser of 50% of the Industrial Commission workers' compensation tax payment and the 1.5% charged by the Department of Insurance against the workers' compensation premium tax liability with the Department of Insurance. The premium taxes paid to the Industrial Commission at the 2.00% rate should not be confused with the additional Department of Insurance 1.50% premium tax rate. The tax credit can only offset the workers' compensation premium tax liability and cannot be allowed against any other lines of insurance (Idaho Code Section 72-523(4)).

**Insurance Guaranty Association Offset** – A premium tax offset is allowed for all Class B assessments. Property and casualty insurers may offset their premium tax liability to the extent of 20% of the assessment for each of the five years beginning the year the assessment is paid. An allowable offset, or portion thereof, not used in any calendar year cannot be carried over or back to any other year. The total offsets cannot exceed the tax liability or total assessment paid. (Idaho Code Section 41-3616(1)).

**Idaho Life & Health Guaranty Association Offset** – A premium tax offset is allowed for all Class B assessments. Life and health insurers may offset their premium tax liability to the extent of 20% of the assessment for each of the five years beginning the year the assessment is paid. An allowable offset, or portion thereof, not used in any calendar year cannot be carried over or back to any other year. The total offsets cannot exceed the tax liability or total assessment paid (Idaho Code Section 41-4313(1)).

# PREMIUM TAX

CALENDAR YEAR	STOCK AND MUTUAL INSURERS	HOSPITALS & PROFESSIONAL SERVICE CORPORATIONS	MANAGED CARE ORGANIZATIONS	SELF-FUNDED HEALTH CARE PLANS	SURPLUS LINES BROKERS	TITLE INSURERS	RISK RETENTION GROUPS
2020	1.50% 4 cents per dental subscriber certificate per month	4 cents per subscriber certificate per month	1.50%	4 cents per beneficiary per month	1.50%	1.50%	1.50%
2021	1.50% 4 cents per dental subscriber certificate per month	4 cents per subscriber certificate per month	1.50%	4 cents per beneficiary per month	1.50%	1.50%	1.50%
2022	1.50% 4 cents per dental subscriber certificate per month	4 cents per subscriber certificate per month	1.50%	4 cents per beneficiary per month	1.50%	1.50%	1.50%
2023	1.50% 4 cents per dental subscriber certificate per month	4 cents per subscriber certificate per month	1.50%	4 cents per beneficiary per month	1.50%	1.50%	1.50%
2024	1.50% 4 cents per dental subscriber certificate per month	4 cents per subscriber certificate per month	1.50%	4 cents per beneficiary per month	1.50%	1.50%	1.50%

# SUMMARY OF PREMIUM TAX COLLECTION

## CALENDAR YEAR 2020-2024

Figures are rounded to the nearest thousand and represent Idaho's base premium tax rates, excluding retaliatory taxes. Idaho's base premium tax rates are listed on page 25.

### STOCK & MUTUAL INSURERS:

Idaho Code Sections 41-402 through 41-405

Calendar Year	Taxable Premiums	Percentage Increase of Premiums	Premium Tax
2020	5,793,526,000	4.24%	86,903,000
2021	6,320,569,000	9.10%	96,194,000
2022	7,026,953,000	11.18%	105,404,000
2023	7,289,057,000	3.73%	115,703,000
2024	7,905,459,000	8.46%	118,675,000
5 year average	6,867,113,000		104,576,000*

### HOSPITAL & PROFESSIONAL SERVICE CORPORATIONS:

Idaho Code Section 41-3427

Calendar Year	Taxable Premiums	Percentage Increase of Premiums	Premium Tax
2020	67,242,000	4.98%	42,000
2021	69,431,000	3.26%	45,000
2022	73,136,000	5.34%	47,000
2023	77,463,000	5.92%	48,000
2024	80,626,000	4.08%	49,000
5 year average	73,580,000		46,000**

### MANAGED CARE ORGANIZATIONS:

Idaho Code Section 41-3922

Calendar Year	Taxable Premiums	Percentage Increase of Premiums	Premium Tax
2020	791,713,000	24.70%	12,047,000
2021	1,080,847,000	36.52%	14,907,000
2022	1,197,133,200	10.76%	16,589,700
2023	1,182,284,000	-1.24%	16,576,000
2024	1,174,849,000	-0.63%	17,786,000
5 year average	1,085,365,000		15,581,000*

\* Includes dental

\*\* Dental only

# SUMMARY OF PREMIUM TAX COLLECTION

## CALENDAR YEAR 2020-2024

Figures are rounded to the nearest thousand and represent Idaho's base premium tax rates, excluding retaliatory taxes. Idaho's base premium tax rates are listed on page 25.

### SURPLUS LINES BROKERS:

Idaho Code Section 41-1229

Calendar Year	Taxable Premiums	Percentage Increase of Premiums	Premium Tax
2020	211,420,000	35.83%	3,171,000
2021	259,543,000	22.76%	3,894,000
2022	275,339,000	6.09%	4,130,000
2023	335,229,000	21.75%	5,029,000
2024	436,088,000	30.09%	6,542,000
5 year average	303,524,000		4,553,000

### TITLE INSURERS:

Idaho Code Sections 41-402 through 41-405

Calendar Year	Taxable Premiums	Percentage Increase of Premiums	Premium Tax
2020	127,230,000	53.41%	1,908,000
2021	172,736,000	35.77%	2,591,000
2022	39,292,000	-77.25%	589,000
2023	22,052,000	-43.88%	331,000
2024	25,429,000	15.31%	381,000
5 year average	77,348,000		1,160,000

### RISK RETENTION GROUPS:

Idaho Code Sections 41-4805 and 41-402 through 41-405

Calendar Year	Taxable Premiums	Percentage Increase of Premiums	Premium Tax
2020	6,187,000	-1.53%	93,000
2021	7,061,000	14.12%	106,000
2022	8,038,000	13.83%	121,000
2023	13,551,000	68.59%	204,000
2024	12,656,000	-6.60%	190,000
5 year average	9,499,000		143,000

Note: Taxes are calculated on Idaho base rate of 1.5% and \$0.04 per dental contract. Does not include retaliatory premium tax rates.

# CONSUMER SERVICES BUREAU



## SHIBA

**S**enior Health Insurance Benefits Advisors (SHIBA) is a free resource empowering Idahoans, through community volunteers and partners, to make informed decisions about their Medicare choices.

Each year, SHIBA individually counsels thousands of Medicare beneficiaries, by phone or in person, in communities throughout Idaho. SHIBA conducts workshops and provides information to beneficiaries and those who help them. SHIBA has offices in Boise, Coeur d'Alene, and Pocatello. A network of certified volunteers and partners assist people in communities throughout the state.




SHIBA and the Idaho Department of Insurance investigate complaints and issues regarding claims/billing, appeals/grievances, fraud and abuse, marketing/ sales, quality of care, and non-renewal issues.

SHIBA services the general Medicare population and conducts targeted outreach for populations at risk or underserved due to race, cultural background, ethnicity, limited English proficiency, Medicare Medicaid dual eligibility, beneficiaries under 65 with disabilities, and individuals eligible for low income subsidy prescription drug coverage.

SHIBA promotes awareness of provisions of federal legislation, such as the Patient Protection and Affordable Care Act (ACA); the Medicare Improvement for Patients and Providers Act (MIPPA); and the Medicare Modernization Act of 2003, as they affect Medicare issues. Such issues include prevention and wellness benefits; changes to the Annual Open Enrollment Period (OEP); fraud prevention and awareness initiatives; and Durable, Medical Equipment, Prosthetics, Orthotics and Supplies (DMEPOS) competitive bidding.



## Key Statistics for 2024

	<b>10,399</b> Total client contacts
	<b>14,385</b> People reached through presentations and events
	<b>384</b> Total presentations and events
	<b>5,565</b> Medicare counseling hours

The Consumer Services Bureau consists of three sections: Senior Health Insurance Benefits Advisors (SHIBA), Fraud Investigations and Consumer Affairs. The sections work together to protect the public's interest and ensure all participants (companies, producers, and consumers) are in compliance with the laws and rules that regulate the business of insurance in Idaho.

## FRAUD INVESTIGATIONS



The Investigations Section actively investigates, refers for prosecution, and seeks restitution from those who commit insurance fraud, a felony that can result in a sentence of up to 15 years in prison and a \$15,000 fine. Whatever its form, insurance fraud is a crime that impacts everyone by increasing the cost of insurance premiums and related goods and services. When allowed to go unchecked,

insurance fraud has a severe negative effect on the economy as a whole.

The section's mission is two-fold: first, to protect Idaho insurance consumers from dishonest individuals transacting insurance; second, to pursue allegations of individuals filing fraudulent claims against insurance companies. The section fulfills its mission through criminal and administrative investigations to determine whether a person has violated any provision of Title 41, Idaho Code.

Two special prosecutors from the Office of the Attorney General reviews and prosecutes criminal insurance cases referred by the section. Additionally, two Deputy Attorneys General pursue administrative enforcement actions against licensees.

The Investigations Section aims to be recognized as a leader in the fight against insurance fraud by creating partnerships with other criminal justice and law enforcement entities, educating the insurance industry, conducting community presentations and distributing written materials. These activities have significantly increased public awareness.

### Key Statistics for 2024



811

Reports of fraud received



180

Opened cases



22

Cases referred to state prosecutors



9

Cases referred to in-house attorneys



14

Criminal convictions



3

Administrative actions



65

Cases pending at the Office of the Attorney General (as of December 31, 2024)



## CONSUMER AFFAIRS



**T**he Consumer Affairs Section is a primary contact for members of the public who have questions about insurance matters or who want to file a complaint regarding an insurance matter. The section assists Idahoans and the general public regarding any Idaho insurance matter, including:

- Analyzing consumer, company, and producer complaints and problems relating to all facets of the insurance industry to determine if a violation of Idaho Code or contract provisions has occurred;
- Providing assistance to consumers, companies, producers, and legal representatives in the form of technical assistance on claims procedures, underwriting, insurance laws and rules;
- Reviewing insurance contracts, policies, and related documents to assure compliance with Idaho insurance laws and rules;
- Conducting investigations concerning alleged violations of insurance laws, evaluating the merit of the complaint or inquiry, and recommending a course of action to Department staff; and
- Providing technical expertise for market conduct examinations of domestic and foreign insurers.

The Consumer Affairs Section also provides information and services to consumers via the department website, including:

- Answers to common insurance questions;
- Basic information regarding insurance products;
- Online complaint filing;
- Summaries of complaint data; and
- Updates regarding national health care reform.

Consumers can contact a consumer affairs officer through the toll-free consumer assistance helpline, by mail, fax or the internet, or by calling or visiting the department's Boise office.

### Key Statistics for 2024



**1,064**

New consumer complaints



**1,086**

Closed consumer complaints



**5,780**

Consumer contacts



**230**

Health claim external reviews



**\$1,238,766**

Consumer complaint recoveries



**39\***

(2,284 Participants)

Outreach efforts

\*16 of the efforts included classes and presentations for 1,283 of the total participants

# STATE FIRE MARSHAL

## MISSION

The State Fire Marshal's Office participates in and coordinates an integrated statewide system designed to protect human life from fire and explosions through fire prevention, investigation and public education activities. The program involves fire prevention activities, fire/arson investigation, code enforcement and the operation of the National Fire Incident Reporting System. The State Fire Marshal's Office provides assistance to local fire agencies throughout the state.

## Key Statistics for 2024

180	Fire investigations
476	Inspections completed
17	Civilian fatalities investigated
1,097	Plan reviews completed
5,420	Fires reported to National Fire Reporting System (NFIRS)
\$156,193,992	Total estimated dollar loss reported



The State Fire Marshal's Office works with fire departments across Idaho, providing assistance with fire code interpretation, application and enforcement. Staff conducts training sessions on the adopted fire code, incident reporting procedures and fire investigations. The State Fire Marshal's Office is also responsible for reviewing plans for all state-owned or state-maintained buildings for compliance with fire and life safety codes. If requested by local fire departments, the State Fire Marshal can assist with local building plan reviews and inspections.

The State Fire Marshal has the statutory responsibility of being the chief arson investigation officer for the state of Idaho. When requested, he and his eight deputies work with local authorities on the investigation of fires and explosions in Idaho.

Additionally, the State Fire Marshal's Office licenses the fire sprinkler contractors who work in Idaho, licenses persons and businesses that import or wholesale fireworks in the state, and certify for compliance to cigarette manufacturers under Idaho Reduced Cigarette Ignition Propensity statute.

The office also maintains a record-keeping system including data submitted from fire agencies that cover approximately 95% of the population of Idaho. They are committed to "fighting fires with facts."

Idaho Code Section 41-254 requires that the State Fire Marshal make an annual report to the governor and the legislature by the 15th of July each year. Visit the State Fire Marshal's website at [doi.idaho.gov/sfm](http://doi.idaho.gov/sfm) for the detailed annual report.



# COMPANY ACTIVITIES BUREAU

## EXAMINATIONS & ANALYSIS

**T**he Examinations and Analysis Sections monitor the financial condition of insurance entities conducting business in the state of Idaho. This helps ensure that each entity complies with Idaho law and that the financial obligations to policyholders are met. Regulated entities include domestic and foreign stock and mutual insurers, fraternal benefit societies, managed care organizations, reciprocal insurers, self-funded health care plans, risk retention and purchasing groups, reinsurers, county mutual insurers, hospital and professional service corporations, surplus lines insurers, title insurers, and rating organizations.

Functions of the Examinations & Analysis Sections include:

- Examination of the financial conditions of Idaho domestic insurers to ensure that they are operating in accordance with Idaho insurance laws and rules and the National Association of Insurance Commissioners (NAIC) Accounting Practices and Procedures Manual. Examinations are prescribed by law to be conducted at least once every five years but may be undertaken more frequently if the director deems necessary. Examinations of self-funded health benefit plans and other regulated entities are also performed.
- Receiving and recording corporate changes for insurers and other regulated entities (e.g., name changes, mergers, and redomestications).
- Leading Idaho's participation in interstate collaborative actions, providing technical expertise, and conducting or participating in supervisory examinations of domestic and foreign insurers.
- Financial analysis and review of Idaho domestic company financial reports to determine compliance, financial solvency, and ability to meet contractual obligations to policyholders. This includes review of foreign companies licensed in Idaho.
- Financial analysis and review of self-funded health plans regulated under Title 41, Chapters 40 and 41, Idaho Code, to determine compliance with Idaho Code requirements, financial solvency, and ability to meet obligations to beneficiaries.
- Initial licensing or authorization of regulated entities to transact business in the state. The admission process is completed in an efficient and timely manner to admit financially sound insurers and related entities that will offer quality insurance products or related services to Idaho residents. The section also maintains reinsurance only and surplus line (whitelist) listings.
- Monitoring and regulation of Idaho holding company systems, in accordance with Title 41, Chapter 38, Idaho Code, to promote public interest and the interests of Idaho policyholders and shareholders.
- Initial licensing for third party administrators (TPAs) to operate in Idaho. Determination that TPAs continue to meet licensing requirements based on annual filings.



The Company Activities Bureau consists of three sections: Examinations, Analysis and Licensing. Although each section has separate functions, all work in close association on regulatory efforts.

## COMPANY EXAMINATIONS AND ADMISSIONS

### COMPANIES ADMITTED / LISTED / REGISTERED IN 2024

#### Advisory Organizations

None

#### Certified Reinsurers

None

#### Charitable Gift Annuities

4750	The President & Fellows of Middlebury College	VT
4792	Lehigh University	PA
4745	University at Buffalo Foundation, Inc.	NY
4766	United States Fund for UNICEF	NY
4774	University of Oklahoma Foundation, Inc	OK
4767	Jacksonville State University Foundation, Inc	AL

#### Fraternal Benefit Society

4789	First Catholic Slovak Union of the United States of America & Canada	OH
4747	Trusted Fraternal Life	WI

#### Life/Health

4784	Omaha Supplemental Insurance Company	NE
4783	Pekin Life Insurance Company	IL

#### Managed Care Organizations

None

## COMPANIES ADMITTED / LISTED / REGISTERED IN 2024

### Property/Casualty

12150	First Founders Assurance Company	NJ
16219	Omaha National Insurance Company	NE
16651	Pekin Select Insurance Company	IL
16379	Jet Insurance Company	NC
12773	Prescient National Insurance Company	NC
16138	HiRoad Assurance Company	IL
11110	Allstate North American Insurance Company	IL
16694	Lone Peak Insurance Company	UT
17136	Fidelity Security Assurance Company	MO
11089	Rock Ridge Insurance Company	TX
11981	WestGUARD Insurance Company	NE
17630	Generali USA Insurance Company	NY
13900	ARI Insurance Company	PA

### Purchasing Group

4732	The Contingent Workforce Risk Purchasing Group, Inc	DE
4734	Alliance of Real Estate Professional Services Purchasing Group	UT
4775	AVMA Administrative Services, LLC	DE
4751	Recreation & Leisure Providers RPG, Inc	CO
4760	Buttine Underwriters Purchasing Group, LLC	MD
4754	Knot One Purchasing Group, LLC	NV
4782	Willis Towers Watson Risk Purchasing Group, Inc	DE
4735	Western Sports & Recreation RPG	IL
4738	Public and Non-Profit Excess Risk RPG (PANPER), LLC	CA

### Rating Organization

4746	Anywhere Insurance Services, LLC	DE
------	----------------------------------	----

### Reciprocal Jurisdiction Reinsurer

4657	DaVinci Reinsurance Ltd	Bermuda
4689	Fortitude Reinsurance Company Ltd	Bermuda
4676	Hannover Ruck SE	Germany
4688	Fidelis Insurance Bermuda Limited	Bermuda
4743	DEVK RE	Germany
4687	Validus Reinsurance, Ltd	Bermuda
4660	RenaissanceRe Europe AG	Switzerland
4662	Lancashire Insurance Company Limited	Bermuda
4682	Arch Reinsurance Ltd.	Bermuda
4677	Partner Reinsurance Company Ltd.	Bermuda
4778	TransRe Europe S.A.	Luxembourg
4689	Fortitude International Reinsurance Ltd.	Bermuda

## COMPANIES ADMITTED / LISTED / REGISTERED IN 2024

4706	Mapfre Re, Compania de Reaseguros, S.A.	Spain
4656	Underwriters at Lloyd's	United Kingdom
4651	Aspen Bermuda Limited	Bermuda
4776	TransRe London Limited	United Kingdom
4675	Hannover Re (Ireland), DAC	Ireland
4755	Endurance Specialty Insurance Ltd.	Bermuda
4691	Hannover Life Reassurance Company of America (Bermuda) Ltd.	Bermuda
4744	MS Amlin AG	Switzerland
4671	Vermeer Reinsurance Ltd	Bermuda
4674	Fidelis Underwriting Limited	United Kingdom
4609	Convex Insurance UK Limited	United Kingdom
4610	Convex Re Limited	Bermuda
4659	RenaissanceRe Specialty U.S. Ltd	Bermuda
4683	Somers Re Ltd.	Bermuda
4673	Group Ark Insurance Limited	Bermuda
4791	Hannover Re (Bermuda) Ltd	Bermuda
4658	Renaissance Reinsurance Ltd	Bermuda
4685	Chubb European Group SE	France
4771	VIG RE zajistovna a.s.	Czech Republic

### Risk Retention Group

4781	Evolum Risk Retention Group, Inc.	AL
4770	STAR Mutual Risk Retention Group	TN
4757	Indigo Risk Retention Group Inc	SC
4769	Sunland Risk Retention Group	TN
4780	Risk Underwriting Group, LLC a Risk Retention Group	VT
4763	Midwest Insurance Group, Inc. a Risk Retention Group	VT

### Surplus Lines

4768	Lio Specialty Insurance Company	AZ
4759	Incline Americas Insurance Company	TX
4741	Federated Specialty Insurance Company	DE
4777	Orion180 Insurance Company	IN
4815	Amherst Specialty Insurance Company	TX
4739	Petroleum Marketers Management Insurance Company	IA
4753	Beazley Excess and Surplus Insurance, Inc	CT
4787	First Mile Insurance Company	FL
4795	AzGUARD Insurance Company	NE
4733	Bowhead Insurance Company, Inc.	WI
4786	State Farm Specialty Insurance Company	IL
4748	Hadron Specialty Insurance Company	AR

## COMPANIES ADMITTED / LISTED / REGISTERED IN 2024

### Title

4761	First National Title Insurance Company	TX
4794	Connecticut Attorney Title Insurance Company	VT

## CLASSIFICATION OF ACTIVE AND SUSPENDED ENTITIES IN 2024

### Licensed

County Mutual Fire	1
Fraternal Benefit Societies	17
Hospital and Professional Service Corporation	1
Hospital Liabilities Trusts	0
Life & Disability	424
Managed Care Organizations	25
Petroleum Clean Water Trusts	1
Property & Casualty	875
Title	19

### Listed

Accredited Reinsurers	29
Advisory Organization	13
Certified Reinsurer	6
Charitable Gift Annuities	348
Reciprocal Jurisdiction Reinsurers	30
Surplus Lines	207
Trusted Reinsurers	13

### Registered

Purchasing Group	245
Rating Organizations	9
Risk Retention Groups	101
Self-Funded Employee Health Care Plan	16

### Other Regulated Entities

Guaranty Associations	3
Surplus Lines Associations	1

<b>Total Companies Regulated Entities</b>	<b>2,384</b>
---	--------------

## COMPANIES EXPIRED, DELISTED, REVOKED OR WITHDRAWN IN 2024

### Life/Health Companies

Elixir Insurance Company	Withdrawn	12/31/2024
--------------------------	-----------	------------

### Property/Casualty Companies

National American Insurance Company of California	Withdrawn	8/31/2024
Previsor Insurance Company	Withdrawn	5/15/2024
Professionals Advocate Insurance Company	Withdrawn	11/7/2024

### Purchasing Group

National Legal Aid and Defender Association	Withdrawn	2/29/2024
North American Kiosk RPG, Inc.	Withdrawn	3/5/2024
Rebound Risk Purchasing Group, Inc	Expired	4/19/2024
School Leaders Risk Management Association		
Risk Purchasing Group	Withdrawn	3/13/2024
USI Risk Purchasing Group	Withdrawn	8/13/2024

### Rating Organization

On the Money Analytics LLC	Withdrawn	10/23/2024
----------------------------	-----------	------------

### Reciprocal Jurisdiction Reinsurer

Validus Reinsurance (Switzerland) Ltd.	Withdrawn	6/21/2024
--	-----------	-----------

### Trusted Reinsurer

Validus Reinsurance (Switzerland) Ltd.	Withdrawn	8/27/2024
--	-----------	-----------

## COMPANIES MERGED IN 2024

34916 Swiss RE Corporate Solutions Capacity Insurance Company (surviving company), 25038 North American Capacity Insurance Company (non-Surviving company), effective January 1, 2024.

67539 Pan-American Life Insurance Company (surviving company), 66311 Encova Life Insurance Company (non-surviving company), effective January 1, 2024.

30180 Assured Guaranty Inc. (surviving company), 18287 Assured Guaranty Municipal Corp. (non-surviving company), effective August 1, 2024.

56030 Trusted Fraternal Life (surviving company), 56170 Women's Life Insurance Society (non-surviving), effective September 1, 2024.

61689 Athene Annuity and Life Company (surviving company), 61492 Athene Annuity & Life Assurance Company (non-surviving company), effective October 11, 2024.



## CONTINUING EDUCATION

**T**he Continuing Education (CE) Rule, IDAPA 18.06.04, requires resident insurance licensees to complete 24 credit hours of continuing education within each two-year licensing period, which expires at the end of the individual's birth month. At least three of the 24 hours must be obtained in insurance ethics courses. Mandated training has been adopted by the department for annuity suitability, flood, and long-term care policy sales. Non-resident and limited lines producers are exempt from CE requirements for Idaho.

Appointed members of the CE Advisory Committee meet quarterly to review provider course applications to ensure quality courses are available to Idaho producers. CE rules are also in place to maintain high standards for CE courses. Presentation methods are available to licensees in a variety of formats including correspondence, internet, seminar, teleconference, traditional classroom, and webcast/webinar.

### Key Statistics for 2024



**6,715**

Total active continuing education courses





## PRODUCER LICENSING



The Producer Licensing Section reviews and processes license applications and issues and maintains 114,549 licenses, including resident and non-resident business entities and individuals. The section oversees 13 license types and their related procedures, statutes, and rules. Section goals are efficiency, security, and service.

Producer Licensing continues to seek out administrative efficiencies by utilizing online services through approved vendors. Services include license application renewals, appointments, address changes, license copies, continuing education courses, and CE credit downloads. Applicants and licensees utilize online services for 90-95% of all licensing transactions. This factor allows the turnaround time for nonresident licensing to

remain 1-2 days. The FBI fingerprinting process provides greater security and quicker response times for resident applicants.

Producer Licensing website information is regularly updated to provide the most current information and services available. The section maintains an efficient and secure licensing environment by utilizing document imaging for license records and email correspondence for DOI communications to licensees.

### Individual - New Licenses 2024

Line of Authority	Resident	Nonresident
Accident & Health or Sickness	794	11,666
Casualty	540	8,394
Life	1,068	11,034
Property	541	8,843
Personal Lines	84	7,951
Other	299	3,189

### Business - New Licenses 2024

Line of Authority	Resident	Nonresident
Accident & Health or Sickness	84	675
Casualty	55	613
Life	88	696
Property	55	606
Personal Lines	4	27
Other	4	24



The Market Oversight Bureau consists of the Rates and Forms Section and Market Conduct Team, focused on companies’ conduct in the insurance markets.

## MARKET CONDUCT

Through comprehensive market analysis techniques, the department monitors Idaho’s key market data elements to identify issues or concerns of regulated entities and proactively perform the most effective remedial action. This includes conducting and issuing routine Market Conduct Examinations of insurers. When appropriate, the department takes collaborative action with other jurisdictions and participates in the multi-state examinations of insurers or entities which may affect Idahoans.

The Market Conduct Annual Statement (MCAS) was developed with the input of state regulators and representatives from the insurance industry. It provides an analysis tool for certain key market data elements that help regulators allocate market analysis resources where they can be most effective.

### Key Statistics for 2024

59

Market analysis reviews completed

## TITLE INSURANCE

Title agents are examined by the department not more than every fifth year. This regular examination of the title agent’s transactions, assets, tract indexes, abstract records, and other records ascertains compliance with the law. Exceptions, if any, are issued in a Report of Exception Examination.

### Key Statistics for 2024

32

Title examinations completed



# RATES AND FORMS

The rates and forms section accepts property, casualty, health and life policy contracts and related forms with the company certification stating they comply with Idaho Code and are not ambiguous, misleading or deceptive. The section accepts advertising filings for life and health and reviews rate filings for various lines of insurance including individual and small group health rate manuals, Medicare supplement, long-term care, private passenger automobile, homeowners and credit. The objective is to ensure that rates are not inadequate, excessive or unfairly discriminatory.

This section is primarily responsible for administering form filing laws and rule laws on a file-and-use basis. Idaho Code Section 41-1812 states: "No basic insurance policy or annuity contract form, or application form where written application is required and is to be made a part of the policy or contract, or printed rider or endorsement form or form of renewal certificate, shall be delivered, or issued for delivery in this

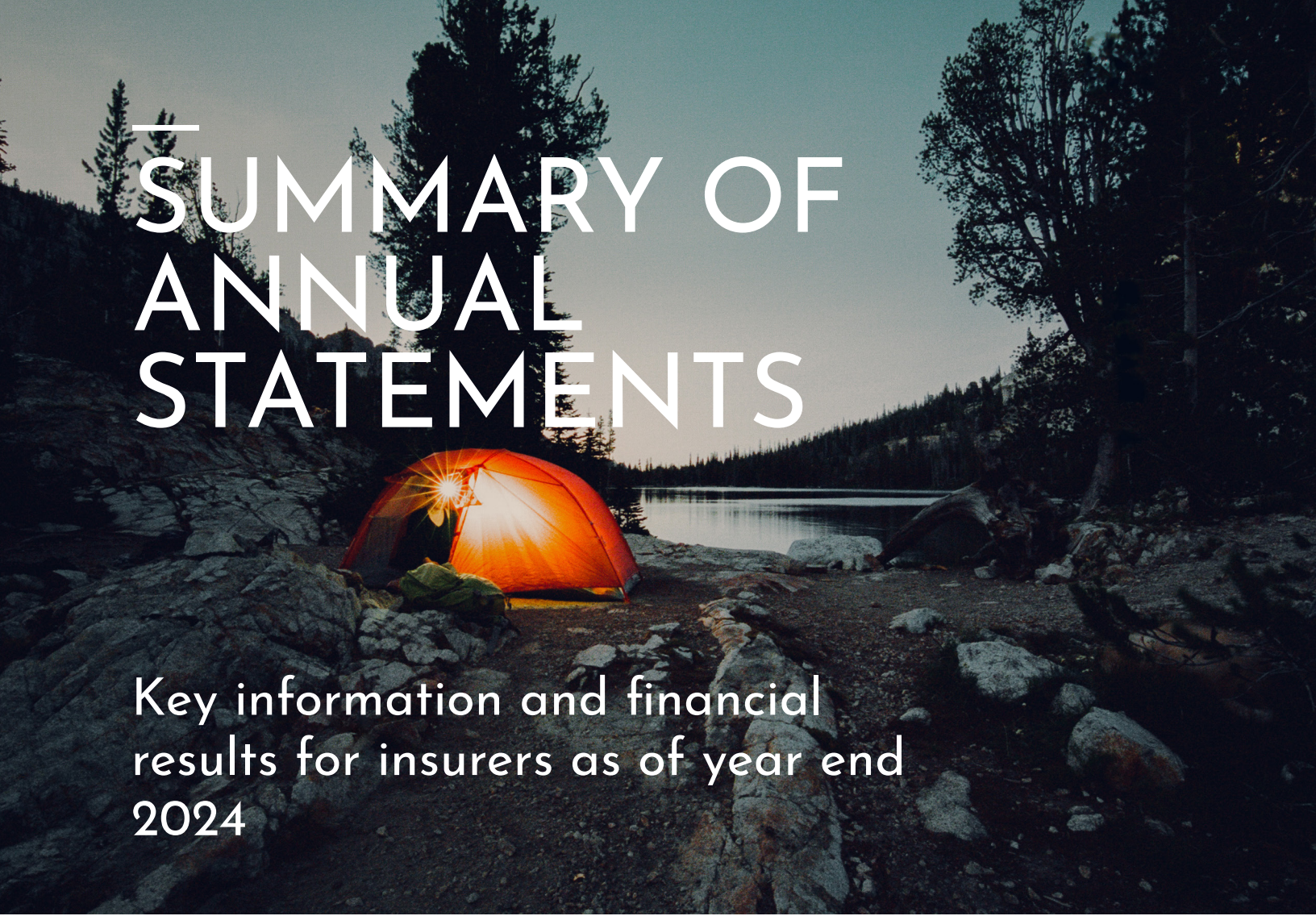
state, unless the form has been filed with the director."

Although all major lines of insurance are monitored, the section is alert to filings involving private passenger automobile rate changes, bail bonds, certificates of assumption, company mergers, credit life and disability, life settlement, consumer credit reporting, health products, long-term care, managed care organizations, Medicare supplements, title and workers' compensation. Unless the forms are submitted and filed with the Rates and Forms Section, they may not be issued to residents of Idaho.

The department receives policy and rate filings from 2,384 companies licensed or registered to sell products in Idaho. The Department received 6,003 separate filings in 2024 via SERFF (System for Electronic Rate and Form Filing), consisting of 30,281 documents and 1,520 rates. Below is a listing of the number of forms and rates for all filings submitted in 2024.

## Rates and forms highlights for year 2024

Business Line	Forms	Business Line	Rates
Aircraft	690	Aircraft	10
Annuities	2,016	Annuities	0
Boiler & Machinery	14	Boiler & Machinery	4
Commercial Auto	655	Commercial Auto	173
Commercial Package	2,934	Commercial Package	111
Credit Life	4	Credit Life	0
Farmowners	155	Farmowners	4
Fidelity/Surety	369	Fidelity/Surety	37
General Liability	9,795	General Liability	311
Group Health	2,937	Group Health	74
Group Life	96	Group Life	0
HMO	893	HMO	6
Homeowners	544	Homeowners	84
Individual Health	1,526	Individual Health	70
Individual Life	152	Individual Life	3
Inland Marine	2,877	Inland Marine	141
Life Settlements	10	Life Settlement	0
Long-Term Care	24	Long-Term Care	11
Medical Malpractice	454	Medical Malpractice	24
Medicare Supplement	414	Medicare Supplement	116
Personal Auto	317	Personal Auto	107
Property	1,325	Property	127
Title	383	Title	9
Workers Compensation	259	Workers Compensation	55
All Other Lines	1,438	All Other Lines	43
<b>Total</b>	<b>30,281</b>	<b>Total</b>	<b>1,520</b>



# SUMMARY OF ANNUAL STATEMENTS

Key information and financial  
results for insurers as of year end  
2024

---

41

HEALTH COMPANIES

43

LIFE AND ANNUITY COMPANIES

52

PROPERTY CASUALTY COMPANIES

75

TITLE COMPANIES

# HEALTH COMPANIES



COCODE	COMPANY NAME	STATE OF DOMICILE	INCORPORATED DATE	IDAHO LICENSE DATE	TOTAL ASSETS	CAPITAL AND SURPLUS	NET INCOME	LINE(S) OF BUSINESS
12193	AETNA BETTER HEALTH OF MICHIGAN INC.	MI	4/22/2004	2/12/2019	\$268,456,733	\$96,648,007	(\$16,936,646)	Disability, Including Managed Care
95407	AETNA HEALTH OF UTAH INC.	UT	7/1/1987	12/16/2004	\$217,934,729	\$51,092,600	(\$46,978,082)	Disability - Managed Care Only
95163	ALPHA DENTAL PROGRAMS, INC	TX	12/31/1985	6/4/2008	\$86,733,555	\$79,256,174	\$11,672,523	Disability - Managed Care Only
16741	AMERICAN HEALTH PLAN OF UTAH INC	UT	11/4/2019	3/30/2021	\$6,797,954	\$4,934,057	\$1,894,007	Disability - Managed Care Only
12151	ARCADIAN HEALTH PLAN, INC.	WA	4/6/2004	4/26/2017	\$2,398,022,611	\$1,076,148,896	(\$18,547,272)	Disability - Managed Care Only
15022	BLUE CROSS OF IDAHO CARE PLUS, INC.	ID	2/19/2013	4/12/2018	\$581,682,740	\$37,394,348	(\$386,745,595)	Disability, Including Managed Care
95303	BRIDGESPAN HEALTH COMPANY	UT	8/10/1982	1/18/2013	\$45,108,000	\$41,958,104	\$362,427	Disability, Including Managed Care
11229	HARMONY HEALTH PLAN, INC.	IL	8/18/1995	2/4/2016	\$403,890,679	\$108,301,161	(\$8,329,343)	Disability, Including Managed Care
60052	HUMANA BENEFIT PLAN OF ILLINOIS, INC.	IL	6/20/1994	4/12/2012	\$1,374,217,128	\$746,368,953	(\$21,100,349)	Disability - Managed Care Only
95885	HUMANA HEALTH PLAN, INC	KY	8/23/1982	3/1/2008	\$735,423,445	\$234,445,295	\$1,024,088	Disability - Managed Care Only
12908	HUMANA MEDICAL PLAN OF UTAH, INC.	UT	2/7/2007	4/8/2020	\$66,340,992	\$25,948,798	\$8,338,492	Disability - Managed Care Only
14063	MCNA INSURANCE COMPANY	TX	5/4/2011	2/24/2016	\$262,548,369	\$112,513,271	(\$29,729,463)	Disability, Including Managed Care
47098	MODA HEALTH PLAN, INC.	OR	11/3/1988	1/24/2007	\$550,832,680	\$75,316,951	(\$28,118,748)	Disability, Including Managed Care
95502	MOLINA HEALTHCARE OF UTAH, INC.	UT	5/27/1994	3/31/2017	\$399,446,382	\$93,757,881	\$14,270,448	Disability - Managed Care Only
14933	MONTANA HEALTH COOPERATIVE	MT	12/15/2010	6/13/2014	\$193,745,662	\$74,698,753	(\$7,792,371)	Disability, Including Managed Care
16456	MOUNT CARMEL HEALTH PLAN OF IDAHO, INC.	ID	8/29/2018	11/5/2021	\$12,470,566	\$8,978,333	(\$6,242,267)	Disability, Including Managed Care
12595	PACIFICSOURCE COMMUNITY HEALTH PLANS	OR	8/20/2014	12/29/2014	\$357,017,924	\$187,041,144	(\$48,156,588)	Disability, Including Managed Care
54976	PACIFICSOURCE HEALTH PLANS	OR	3/31/1933	5/19/2006	\$505,628,145	\$347,667,919	\$13,955,980	Disability, Including Managed Care
95153	SELECTHEALTH, INC	UT	12/27/1983	10/26/2012	\$2,600,984,600	\$1,418,506,579	\$188,596,036	Disability, Including Managed Care
17255	ST LUKE'S HEALTH PLAN, INC	ID	2/1/2022	3/25/2022	\$63,451,637	\$32,350,059	(\$15,233,393)	Disability, Including Managed Care
95501	UNITEDHEALTHCARE OF UTAH, INC.	UT	3/16/1984	3/29/2017	\$58,813,528	\$52,750,027	\$3,519,280	Disability - Managed Care Only
53031	VSP VISION CARE, INC.	VA	4/26/1960	6/26/2014	\$84,439,203	\$54,698,283	\$33,795,985	Disability - Managed Care Only
95819	WILLAMETTE DENTAL OF IDAHO, INC.	ID	7/22/1998	9/11/1998	\$55,153,947	\$54,741,308	\$467,606	Disability - Managed Care Only

# LIFE & ANNUITY COMPANIES



COCODE	COMPANY NAME	STATE OF DOMICILE	INCORPORATED DATE	IDAHO LICENSE DATE	TOTAL ASSETS	CAPITAL AND SURPLUS	NET INCOME	LINE(S) OF BUSINESS
	<b>Life Companies</b>							
80985	4 EVER LIFE INSURANCE COMPANY	IL	9/22/1949	12/19/1952	\$202,835,071	\$88,004,692	\$5,955,384	Disability, Excluding Managed Care; Life
77879	5 STAR LIFE INSURANCE COMPANY	NE	5/24/1943	12/1/1987	\$320,427,848	\$45,252,741	\$8,121,021	Disability, Excluding Managed Care; Life
71854	AAA LIFE INSURANCE COMPANY	MI	6/5/1969	8/26/1970	\$826,888,132	\$213,846,683	\$15,838,364	Disability, Excluding Managed Care; Life
71471	ABILITY INSURANCE COMPANY	NE	10/6/1967	4/22/1970	\$1,223,007,960	\$28,784,655	\$2,800,795	Disability, Excluding Managed Care; Life
63444	ACCENDO INSURANCE COMPANY	UT	12/8/1955	6/17/1974	\$485,433,727	\$136,552,774	(\$102,092,310)	Disability, Excluding Managed Care; Variable Contracts; Life
62200	ACCORDIA LIFE AND ANNUITY COMPANY	IA	8/10/1967	8/25/1969	\$12,454,588,356	\$711,921,852	\$442,304	Disability, Excluding Managed Care; Life
60348	ACE LIFE INSURANCE COMPANY	CT	7/9/1965	5/4/1966	\$32,958,987	\$16,931,390	\$6,000,298	Life; Disability, Excluding Managed Care
78700	AETNA HEALTH AND LIFE INSURANCE COMPANY	CT	8/19/1971	8/14/1981	\$500,984,515	\$205,172,914	(\$10,310,019)	Disability, Excluding Managed Care; Life
72052	AETNA HEALTH INSURANCE COMPANY	PA	7/8/1938	8/29/1968	\$235,581,599	\$96,851,196	(\$125,074,212)	Disability, Excluding Managed Care; Life
60054	AETNA LIFE INSURANCE COMPANY	CT	05/01/1853	05/18/1897	\$31,168,372,940	\$8,728,945,286	\$46,540,961	Life; Variable Contracts; Disability, Excluding Managed Care
82406	ALL SAVERS INSURANCE COMPANY	IN	2/12/1986	7/31/1996	\$1,254,639,551	\$1,169,346,326	\$100,306,025	Life; Disability, Excluding Managed Care
90611	ALLIANZ LIFE INSURANCE COMPANY OF NORTH AMERICA	MN	8/10/1979	10/2/1980	\$185,466,752,560	\$7,165,000,183	\$734,358,471	Life; Disability, Excluding Managed Care; Variable Contracts
60216	AMALGAMATED LIFE INSURANCE COMPANY	NY	9/29/1943	12/12/2008	\$143,902,234	\$74,879,585	\$5,321,997	Life; Disability, Excluding Managed Care
60275	AMERICAN BANKERS LIFE ASSURANCE COMPANY OF FLORIDA	FL	2/6/1952	8/12/1952	\$210,631,305	\$66,627,630	\$20,089,322	Life; Disability, Excluding Managed Care
66001	AMERICAN BENEFIT LIFE INSURANCE COMPANY	OK	5/12/1909	4/13/2021	\$281,390,292	\$36,049,804	\$7,622,865	Disability, Excluding Managed Care; Life
99600	AMERICAN CENTURY LIFE INSURANCE COMPANY	OH	7/16/1980	2/22/2023	\$227,421,107	\$20,538,673	\$7,706,479	Life
92738	AMERICAN EQUITY INVESTMENT LIFE INSURANCE COMPANY	IA	12/19/1980	1/22/1982	\$61,162,140,173	\$3,213,511,366	(\$656,903,404)	Life; Variable Contracts
60380	AMERICAN FAMILY LIFE ASSURANCE COMPANY OF COLUMBUS	NE	11/10/2016	5/12/2017	\$17,240,251,952	\$2,681,584,850	\$929,779,386	Life; Disability, Excluding Managed Care
60399	AMERICAN FAMILY LIFE INSURANCE COMPANY	WI	11/21/1957	3/28/2001	\$5,172,227,728	\$448,800,624	\$100,714,993	Disability, Excluding Managed Care; Life; Variable Contracts
60004	AMERICAN FARMERS & RANCHERS LIFE INSURANCE COMPANY	OK	12/30/1999	9/16/2005	\$33,389,448	\$3,716,171	(\$739,492)	Life
60410	AMERICAN FIDELITY ASSURANCE COMPANY	OK	11/30/1960	11/15/1968	\$8,282,039,330	\$708,777,122	\$228,485,900	Disability, Excluding Managed Care; Variable Contracts; Life
60429	AMERICAN FIDELITY LIFE INSURANCE COMPANY	FL	8/15/1956	10/21/1965	\$365,827,522	\$68,037,196	\$1,507,104	Life
60488	AMERICAN GENERAL LIFE INSURANCE COMPANY	TX	1/10/1917	6/21/1961	\$246,499,507,181	\$10,033,344,657	\$1,585,581,000	Variable Contracts; Life; Disability, Excluding Managed Care
60518	AMERICAN HEALTH AND LIFE INSURANCE COMPANY	TX	6/16/1954	9/13/1954	\$1,080,770,089	\$256,867,516	\$96,703,348	Disability, Excluding Managed Care; Life
60534	AMERICAN HERITAGE LIFE INSURANCE COMPANY	FL	9/11/1956	6/18/1962	\$2,292,563,867	\$280,934,761	\$37,735,007	Disability, Excluding Managed Care; Life
60542	AMERICAN HOME LIFE INSURANCE COMPANY (THE)	KS	5/3/1909	11/30/1970	\$275,443,286	\$18,270,436	(\$2,493,232)	Life
60577	AMERICAN INCOME LIFE INSURANCE COMPANY	IN	7/16/1954	8/9/1967	\$5,323,620,198	\$414,980,679	\$198,464,279	Disability, Excluding Managed Care; Life
67253	AMERICAN LIFE & SECURITY CORP.	NE	9/15/1960	6/23/1987	\$3,855,394,885	\$127,026,543	(\$50,912,571)	Life; Disability, Excluding Managed Care
81213	AMERICAN MATURITY LIFE INSURANCE COMPANY	CT	10/24/1972	6/3/1983	\$31,031,127	\$16,272,593	(\$77,779)	Variable Contracts; Life; Disability, Excluding Managed Care
67989	AMERICAN MEMORIAL LIFE INSURANCE COMPANY	IA	3/18/1959	6/28/1968	\$4,974,722,013	\$367,563,587	\$157,696,918	Life; Disability, Excluding Managed Care
60739	AMERICAN NATIONAL INSURANCE COMPANY	TX	3/19/1905	4/23/1934	\$35,771,441,046	\$2,263,993,638	(\$383,720,805)	Variable Contracts; Disability, Excluding Managed Care; Life
71773	AMERICAN NATIONAL LIFE INSURANCE COMPANY OF TEXAS	TX	12/2/1954	4/1/1973	\$29,455,786	\$17,037,109	\$22,483,360	Life; Disability, Excluding Managed Care
60801	AMERICAN PUBLIC LIFE INSURANCE COMPANY	OK	11/28/1945	10/24/2005	\$85,271,655	\$31,034,704	\$2,507,992	Life; Disability, Excluding Managed Care
60836	AMERICAN REPUBLIC INSURANCE COMPANY	IA	4/4/1929	8/12/1952	\$2,093,941,381	\$515,164,259	(\$53,662,014)	Life; Variable Contracts; Disability, Excluding Managed Care
84697	AMERICAN SPECIALTY HEALTH INSURANCE COMPANY	FL	12/27/1972	11/1/1989	\$10,542,129	\$10,370,635	\$551,773	Life; Disability, Excluding Managed Care
60895	AMERICAN UNITED LIFE INSURANCE COMPANY	IN	11/07/1877	7/8/1949	\$39,737,594,500	\$1,108,450,496	(\$34,514,360)	Disability, Excluding Managed Care; Variable Contracts; Life
68594	AMERICAN-AMICABLE LIFE INSURANCE COMPANY OF TEXAS	TX	9/22/1981	7/7/1987	\$578,437,961	\$188,539,390	(\$34,812,598)	Disability, Excluding Managed Care; Life
61999	AMERICO FINANCIAL LIFE AND ANNUITY INSURANCE COMPANY	TX	7/1/1946	2/1/1957	\$7,683,670,571	\$855,606,544	\$15,391,818	Life; Disability, Excluding Managed Care
61301	AMERITAS LIFE INSURANCE CORP.	NE	04/06/1887	11/13/1952	\$28,799,284,319	\$1,881,446,239	(\$78,196,358)	Life; Disability, Excluding Managed Care; Variable Contracts
60250	AMFIRST INSURANCE COMPANY	OK	12/15/1998	1/3/2022	\$552,732,522	\$89,474,100	\$6,422,971	Life; Disability, Excluding Managed Care
72222	AMICA LIFE INSURANCE COMPANY	RI	6/13/1968	3/1/1989	\$1,498,079,682	\$397,856,512	\$16,320,788	Life
93661	ANNUITY INVESTORS LIFE INSURANCE COMPANY	OH	11/13/1981	1/20/1984	\$2,618,624,390	\$464,499,731	\$37,283,551	Disability, Excluding Managed Care; Life; Variable Contracts
61069	ANTHEM LIFE INSURANCE COMPANY	IN	6/10/1953	10/18/1982	\$791,441,840	\$250,393,666	\$38,965,865	Disability, Excluding Managed Care; Life
71455	ARCH LIFE INSURANCE COMPANY OF AMERICA	KS	6/1/1964	8/31/2004	\$8,668,455	\$8,519,591	\$121,895	Disability, Excluding Managed Care; Life
67423	ASPIDA LIFE INSURANCE COMPANY	MI	8/14/1956	11/18/1959	\$7,905,081,374	\$417,767,955	(\$77,855,470)	Disability, Excluding Managed Care; Life; Variable Contracts
71439	ASSURTY LIFE INSURANCE COMPANY	NE	3/24/1964	11/24/1969	\$2,478,157,240	\$436,934,016	\$8,582,807	Disability, Excluding Managed Care; Life
68039	ATHENE ANNUITY & LIFE ASSURANCE COMPANY OF NEW YORK	NY	5/17/1965	7/28/1981	\$5,278,632,739	\$318,318,181	\$48,146,929	Variable Contracts; Life; Disability, Excluding Managed Care
61689	ATHENE ANNUITY AND LIFE COMPANY	IA	02/15/1896	4/2/1914	\$277,845,220,401	\$3,899,057,142	\$1,235,242,006	Disability, Excluding Managed Care; Life; Variable Contracts
89206	AUGUSTAR LIFE ASSURANCE CORPORATION	OH	6/19/1979	6/12/1980	\$3,302,303,033	\$261,759,769	\$27,502,191	Variable Contracts; Disability, Excluding Managed Care; Life
67172	AUGUSTAR LIFE INSURANCE COMPANY	OH	9/9/1909	5/11/1933	\$25,919,647,004	\$2,025,701,927	\$53,984,848	Disability, Excluding Managed Care; Life; Variable Contracts
61182	AURORA NATIONAL LIFE ASSURANCE COMPANY	MO	4/27/1961	6/23/1963	\$2,612,259,931	\$217,718,929	(\$101,340,867)	Life; Disability, Excluding Managed Care
61190	AUTO-OWNERS LIFE INSURANCE COMPANY	MI	9/28/1965	9/6/2005	\$4,674,208,474	\$620,683,390	\$26,000,453	Life; Disability, Excluding Managed Care
60232	AXCELUS FINANCIAL LIFE INSURANCE COMPANY	PA	1/29/1960	4/30/1996	\$11,620,528,699	\$25,007,589	\$582,893	Variable Contracts; Disability, Excluding Managed Care; Life
61212	BALTIMORE LIFE INSURANCE COMPANY (THE)	MD	03/27/1882	8/23/1991	\$1,290,192,668	\$76,152,281	\$741,347	Disability, Excluding Managed Care; Life
61239	BANKERS FIDELITY LIFE INSURANCE COMPANY	GA	6/13/1955	5/2/1997	\$168,165,447	\$32,443,313	\$1,059,508	Disability, Excluding Managed Care; Life
61263	BANKERS LIFE AND CASUALTY COMPANY	IL	04/06/1880	8/20/1952	\$23,572,131,141	\$951,463,304	\$110,629,107	Disability, Excluding Managed Care; Life
71013	BANKERS RESERVE LIFE INSURANCE COMPANY OF WISCONSIN	WI	1/5/1961	4/25/2006	\$775,837,396	\$382,095,353	\$44,111,220	Life; Disability, Excluding Managed Care
94250	BANNER LIFE INSURANCE COMPANY	MD	9/21/1981	5/27/1982	\$12,241,958,736	\$601,529,368	\$63,668,000	Disability, Excluding Managed Care; Variable Contracts; Life
61395	BENEFICIAL LIFE INSURANCE COMPANY	UT	5/10/1905	6/7/1905	\$1,753,829,363	\$216,762,396	\$7,537,490	Disability, Excluding Managed Care; Life

COCODE	COMPANY NAME	STATE OF DOMICILE	INCORPORATED DATE	IDAHO LICENSE DATE	TOTAL ASSETS	CAPITAL AND SURPLUS	NET INCOME	LINE(S) OF BUSINESS
64890	BERKLEY LIFE AND HEALTH INSURANCE COMPANY	IA	11/19/1962	12/8/1964	\$700,079,732	\$449,252,734	\$79,203,212	Life; Disability, Excluding Managed Care
62345	BERKSHIRE HATHAWAY LIFE INSURANCE COMPANY OF NEBRASKA	NE	5/14/1993	1/26/1999	\$23,783,720,702	\$12,726,610,273	\$434,290,728	Life
71714	BERKSHIRE LIFE INSURANCE COMPANY OF AMERICA	MA	1/2/1968	8/25/1976	\$5,470,576,089	\$209,237,195	\$11,483,575	Disability, Excluding Managed Care; Life
90638	BEST LIFE AND HEALTH INSURANCE COMPANY	TX	11/28/1962	7/20/1981	\$29,845,484	\$20,686,444	\$42,984	Life; Disability, Excluding Managed Care
60095	BLUE CROSS OF IDAHO HEALTH SERVICE, INC.	ID	12/31/1977	12/31/1977	\$1,076,860,512	\$574,628,846	(\$78,546,529)	Disability, Including Managed Care
61476	BOSTON MUTUAL LIFE INSURANCE COMPANY	MA	08/18/1891	10/2/1980	\$1,700,718,138	\$257,628,164	\$4,057,169	Life; Disability, Excluding Managed Care
93432	C.M. LIFE INSURANCE COMPANY	CT	5/19/1981	3/31/1982	\$7,193,522,738	\$1,700,602,618	\$3,408,557	Life; Disability, Excluding Managed Care; Variable Contracts
80659	CANADA LIFE ASSURANCE COMPANY (THE)		04/25/1849	12/9/1955	\$5,369,742,737	\$258,755,544	\$24,005,387	Life; Disability, Excluding Managed Care
76694	CANADA LIFE REINSURANCE COMPANY	PA	3/26/1969	7/18/1978	\$51,155,936	\$35,098,128	\$2,811,918	Life; Disability, Excluding Managed Care
61581	CAPITOL LIFE INSURANCE COMPANY	TX	7/1/1905	6/13/1913	\$852,959,617	\$60,329,482	(\$2,467,030)	Life; Variable Contracts; Disability, Excluding Managed Care
12567	CARE IMPROVEMENT PLUS SOUTH CENTRAL INSURANCE COMPANY	NE	1/13/2006	11/16/2017	\$9,325,214,212	\$4,324,489,973	\$1,672,130,425	Disability, Excluding Managed Care
94072	CARESCOUT INSURANCE COMPANY	NC	9/14/1981	7/13/1982	\$12,370,054	\$11,292,466	(\$6,086,120)	Disability, Excluding Managed Care; Life
80799	CELTIC INSURANCE COMPANY	IL	5/3/1949	7/10/1957	\$4,902,514,510	\$1,940,030,514	\$705,290,568	Life; Disability, Excluding Managed Care
61735	CENTRAL SECURITY LIFE INSURANCE COMPANY	TX	2/21/1955	11/8/1983	\$73,241,862	\$6,196,761	\$2,900	Life; Disability, Excluding Managed Care
61751	CENTRAL STATES HEALTH AND LIFE CO. OF OMAHA	NE	6/2/1932	4/1/1951	\$400,330,354	\$205,273,792	\$7,321,351	Disability, Excluding Managed Care; Life
80896	CENTRE LIFE INSURANCE COMPANY	MA	10/6/1926	8/16/1977	\$1,208,912,395	\$65,762,070	(\$4,135,935)	Life; Disability, Excluding Managed Care
61832	CHESAPEAKE LIFE INSURANCE COMPANY (THE)	OK	4/20/1956	12/29/1967	\$317,578,881	\$104,140,308	\$31,824,496	Disability, Excluding Managed Care; Life
61859	CHRISTIAN FIDELITY LIFE INSURANCE COMPANY	TX	4/25/1935	8/1/1988	\$47,599,481	\$23,974,698	\$3,853,836	Life; Disability, Excluding Managed Care
61875	CHURCH LIFE INSURANCE CORPORATION	NY	6/24/1922	2/8/2005	\$204,478,305	\$90,381,442	\$10,226,458	Disability, Excluding Managed Care; Life
71463	CICA LIFE INSURANCE COMPANY OF AMERICA	CO	2/14/1968	8/1/1997	\$152,651,486	\$28,814,095	(\$10,249,273)	Life; Disability, Excluding Managed Care
67369	CIGNA HEALTH AND LIFE INSURANCE COMPANY	CT	5/2/1963	6/24/1975	\$15,251,750,261	\$6,283,446,267	\$3,018,785,645	Variable Contracts; Life; Disability, Excluding Managed Care
65269	CIGNA INSURANCE COMPANY	OH	6/26/1957	6/14/1984	\$14,248,494	\$9,212,583	(\$4,942,267)	Disability, Excluding Managed Care; Life
76236	CINCINNATI LIFE INSURANCE COMPANY (THE)	OH	7/2/1987	9/14/1988	\$5,281,771,613	\$508,134,072	\$105,179,114	Life; Disability, Excluding Managed Care
61921	CITIZENS SECURITY LIFE INSURANCE COMPANY	KY	1/28/1965	3/25/2022	\$47,122,448	\$28,829,242	\$10,259,802	Disability, Excluding Managed Care; Life
78301	CLEAR SPRING HEALTH INSURANCE COMPANY	AZ	9/25/1965	10/18/1994	\$423,832,756	\$30,237,996	(\$101,331,558)	Life; Disability, Excluding Managed Care
83607	CLEAR SPRING LIFE AND ANNUITY COMPANY	DE	8/25/1985	10/30/1990	\$15,360,734,264	\$1,195,624,049	\$179,605,029	Disability, Excluding Managed Care; Life
86371	CLOVER INSURANCE COMPANY	NJ	10/25/1947	1/7/1981	\$337,385,096	\$147,282,359	\$11,556,735	Life; Disability, Excluding Managed Care
62626	CMFG LIFE INSURANCE COMPANY	IA	5/20/1935	7/3/1956	\$30,189,732,089	\$3,596,537,722	\$461,024,826	Disability, Excluding Managed Care; Variable Contracts; Life
62049	COLONIAL LIFE & ACCIDENT INSURANCE COMPANY	SC	4/13/1939	2/21/1963	\$3,990,315,970	\$504,636,402	\$282,589,778	Disability, Excluding Managed Care; Life
62065	COLONIAL PENN LIFE INSURANCE COMPANY	PA	12/3/1957	10/19/1967	\$983,931,965	\$103,263,070	(\$30,722,605)	Disability, Excluding Managed Care; Life; Variable Contracts
76023	COLUMBIAN LIFE INSURANCE COMPANY	IL	3/18/1988	9/3/1999	\$321,035,730	\$14,715,011	(\$2,019,139)	Disability, Excluding Managed Care; Life
99937	COLUMBUS LIFE INSURANCE COMPANY	OH	9/8/1986	9/12/1995	\$4,625,885,782	\$424,913,423	(\$38,636,257)	Variable Contracts; Disability, Excluding Managed Care; Life
62146	COMBINED INSURANCE COMPANY OF AMERICA	IL	10/2/1919	3/1/1948	\$2,542,072,965	\$226,137,798	(\$6,931,645)	Disability, Excluding Managed Care; Life
81426	COMMERCIAL TRAVELERS LIFE INSURANCE COMPANY	NY	03/20/1883	8/13/1981	\$7,768,935	\$7,119,248	(\$1,438,430)	Disability, Excluding Managed Care; Life
84824	COMMONWEALTH ANNUITY AND LIFE INSURANCE COMPANY	MA	7/26/1974	1/1/1975	\$102,043,400,385	\$6,155,150,078	(\$301,693,437)	Variable Contracts; Life; Disability, Excluding Managed Care
77828	COMPANION LIFE INSURANCE COMPANY	SC	6/21/1970	9/16/1981	\$775,867,885	\$490,025,777	\$24,964,879	Life; Disability, Excluding Managed Care
60984	COMPENEFITS INSURANCE COMPANY	TX	5/13/1959	9/8/1986	\$110,622,181	\$10,970,938	(\$22,281,310)	Life
62308	CONNECTICUT GENERAL LIFE INSURANCE COMPANY	CT	06/22/1865	1/18/1946	\$20,741,817,639	\$7,337,305,520	\$3,326,709,108	Variable Contracts; Life; Disability, Excluding Managed Care
71730	CONTINENTAL AMERICAN INSURANCE COMPANY	NE	11/25/1968	12/4/2002	\$961,300,664	\$367,560,346	(\$89,707,607)	Life; Disability, Excluding Managed Care
71404	CONTINENTAL GENERAL INSURANCE COMPANY	TX	5/21/1961	7/25/1974	\$4,615,309,667	\$562,369,777	(\$318,416)	Life; Disability, Excluding Managed Care
68500	CONTINENTAL LIFE INSURANCE COMPANY OF BRENTWOOD, TENNESSEE	TN	12/5/1983	10/26/1988	\$767,434,791	\$463,881,013	\$8,344,605	Life; Disability, Excluding Managed Care
68365	CORPORATE SOLUTIONS LIFE REINSURANCE COMPANY	DE	5/20/1981	12/16/1981	\$17,896,145,922	\$1,415,143,156	(\$127,967,827)	Life
94218	COUNTRY INVESTORS LIFE ASSURANCE COMPANY	IL	10/13/1981	2/4/1999	\$340,666,042	\$235,279,078	\$5,914,537	Life; Disability, Excluding Managed Care; Variable Contracts
62553	COUNTRY LIFE INSURANCE COMPANY	IL	11/24/1928	11/8/1962	\$10,516,178,450	\$1,754,671,019	\$132,144,908	Disability, Excluding Managed Care; Life
81973	COVENTRY HEALTH AND LIFE INSURANCE COMPANY	MO	4/24/1968	9/2/2011	\$1,094,798,245	\$607,376,450	(\$60,714,678)	Disability, Excluding Managed Care
82880	CSI LIFE INSURANCE COMPANY	NE	11/21/1973	9/10/2004	\$24,057,442	\$19,582,669	\$1,011,609	Life; Disability, Excluding Managed Care
71129	DEARBORN LIFE INSURANCE COMPANY	IL	8/23/1966	8/28/1975	\$1,199,056,352	\$441,961,597	\$72,032,998	Disability, Including Managed Care; Life
62634	DELAWARE AMERICAN LIFE INSURANCE COMPANY	DE	11/4/1964	1/23/1978	\$124,516,900	\$70,281,807	\$17,819,616	Life; Disability, Excluding Managed Care
79065	DELAWARE LIFE INSURANCE COMPANY	DE	1/12/1970	4/17/1973	\$51,426,073,455	\$2,865,985,632	\$262,803,813	Disability, Excluding Managed Care; Variable Contracts; Life
67636	DENTAQUEST NATIONAL INSURANCE COMPANY INC.	TX	1/19/1910	9/20/1971	\$157,795,851	\$100,010,690	\$39,580,523	Disability, Excluding Managed Care; Life
73474	DENTEGRA INSURANCE COMPANY	DE	7/27/1966	12/17/1980	\$169,952,271	\$88,042,117	\$10,158,852	Disability, Excluding Managed Care; Life
81019	DESERT MUTUAL INSURANCE COMPANY	UT	12/31/1968	8/9/2004	#N/A	#N/A	#N/A	Disability, Excluding Managed Care
97705	DIRECT GENERAL LIFE INSURANCE COMPANY	SC	11/17/1982	6/22/1983	\$22,078,686	\$12,382,462	\$4,154,392	Disability, Excluding Managed Care; Life
13183	EAGLE LIFE INSURANCE COMPANY	IA	8/28/2008	1/31/2022	\$4,100,739,938	\$285,462,456	(\$31,013,702)	Life; Variable Contracts
81701	EDUCATORS MUTUAL INSURANCE ASSOCIATION	TX	6/26/1935	10/24/2005	\$239,538,875	\$200,940,869	\$16,501,810	Disability, Excluding Managed Care
84174	ELCO MUTUAL LIFE AND ANNUITY	IL	3/14/1946	7/13/1982	\$1,134,031,028	\$83,014,150	\$4,304,974	Life
85561	ELIPS LIFE INSURANCE COMPANY	MO	6/24/1975	12/30/1977	\$66,817,330	\$49,089,163	(\$5,217,210)	Life; Disability, Excluding Managed Care
62928	EMC NATIONAL LIFE COMPANY	IA	8/1/1962	10/18/1974	\$722,573,855	\$105,190,600	\$925,387	Life; Disability, Excluding Managed Care
88595	EMPHEYS INSURANCE COMPANY	TX	3/12/1978	10/29/1996	\$58,902,384	\$37,003,258	\$5,454,699	Life; Disability, Excluding Managed Care
68276	EMPLOYERS REASSURANCE CORPORATION	KS	8/20/1986	7/13/1987	\$30,856,176,473	\$4,140,260,280	\$796,491,800	Disability, Excluding Managed Care; Life
93629	EMPOWER ANNUITY INSURANCE COMPANY	CT	1/14/1981	12/16/1987	\$107,433,069,168	\$1,018,399,778	\$140,491,798	Disability, Excluding Managed Care; Variable Contracts; Life
68322	EMPOWER ANNUITY INSURANCE COMPANY OF AMERICA	CO	3/29/1907	10/6/1976	\$70,131,541,846	\$4,735,378,481	\$522,343,352	Disability, Excluding Managed Care; Variable Contracts; Life
71323	ENTRADA LIFE INSURANCE COMPANY	AZ	5/4/1964	2/1/2006	\$8,576,484	\$8,055,326	(\$154,083)	Disability, Excluding Managed Care; Life

COCODE	COMPANY NAME	STATE OF DOMICILE	INCORPORATED DATE	IDAHO LICENSE DATE	TOTAL ASSETS	CAPITAL AND SURPLUS	NET INCOME	LINE(S) OF BUSINESS
62880	EQUITABLE FINANCIAL LIFE AND ANNUITY COMPANY	CO	1/18/1984	11/26/1985	\$547,969,142	\$154,342,688	\$7,694,218	Disability, Excluding Managed Care; Variable Contracts; Life
62944	EQUITABLE FINANCIAL LIFE INSURANCE COMPANY	NY	07/26/1859	05/15/1896	\$234,370,293,394	\$898,494,343	(\$45,451,455)	Disability, Excluding Managed Care; Life; Variable Contracts
70877	EQUITABLE FINANCIAL LIFE INSURANCE COMPANY OF AMERICA	AZ	3/6/1969	4/15/1976	\$49,934,995,200	\$4,063,599,045	\$346,989,273	Disability, Excluding Managed Care; Life; Variable Contracts
62510	EQUITRUST LIFE INSURANCE COMPANY	AZ	6/3/1966	8/11/1971	\$33,576,722,643	\$2,756,373,398	\$236,551,015	Variable Contracts; Life
74209	EVERENCE INSURANCE COMPANY	IN	2/4/1987	8/12/1988	\$20,897,810	\$15,695,109	\$476,546	Life; Disability, Excluding Managed Care
70866	EVERLAKE ASSURANCE COMPANY	IL	6/28/1967	12/19/1967	\$138,936,749	\$52,375,962	\$1,524,791	Variable Contracts; Life
60186	EVERLAKE LIFE INSURANCE COMPANY	IL	3/6/1957	10/23/1957	\$25,826,535,195	\$1,683,609,043	\$252,861,976	Variable Contracts; Disability, Excluding Managed Care; Life
97241	EVERLY LIFE INSURANCE COMPANY	WI	5/25/1982	7/27/1983	\$458,516,650	\$81,168,370	\$13,735,321	Life; Disability, Excluding Managed Care
77968	FAMILY HERITAGE LIFE INSURANCE COMPANY OF AMERICA	OH	8/22/1989	2/14/2000	\$2,122,339,160	\$163,380,580	\$53,257,091	Life; Disability, Excluding Managed Care
63053	FAMILY LIFE INSURANCE COMPANY	TX	6/1/1949	7/9/1953	\$37,041,590	\$28,643,460	\$1,400,709	Disability, Excluding Managed Care; Life; Variable Contracts
74004	FAMILY SERVICE LIFE INSURANCE COMPANY	TX	5/5/1955	7/7/1988	\$219,460,020	\$46,528,281	\$9,455,751	Life
63088	FARM BUREAU LIFE INSURANCE COMPANY	IA	10/30/1944	7/3/1995	\$9,965,423,953	\$787,235,819	\$90,320,315	Life; Disability, Excluding Managed Care; Variable Contracts
63177	FARMERS NEW WORLD LIFE INSURANCE COMPANY	WA	2/21/1910	12/3/1912	\$2,418,285,111	\$506,598,024	(\$40,990,779)	Life; Variable Contracts; Disability, Excluding Managed Care
63223	FEDERAL LIFE INSURANCE COMPANY	IL	09/08/1899	12/20/1971	\$849,602,187	\$74,467,351	\$13,073,500	Life; Disability, Excluding Managed Care
63258	FEDERATED LIFE INSURANCE COMPANY	MN	12/9/1958	8/5/1983	\$2,874,842,467	\$725,763,265	\$83,555,227	Disability, Excluding Managed Care; Variable Contracts; Life
63274	FIDELITY & GUARANTY LIFE INSURANCE COMPANY	IA	12/16/1959	6/15/1960	\$65,696,446,751	\$1,654,432,786	(\$66,362,159)	Disability, Excluding Managed Care; Life; Variable Contracts
93696	FIDELITY INVESTMENTS LIFE INSURANCE COMPANY	UT	5/13/1981	3/1/1984	\$46,956,540,394	\$1,061,834,107	\$149,202,013	Disability, Excluding Managed Care; Life; Variable Contracts
63290	FIDELITY LIFE ASSOCIATION, A LEGAL RESERVE LIFE INSURANCE COMPANY	IL	02/24/1896	3/18/1975	\$574,846,590	\$63,827,569	(\$164,455,484)	Life; Disability, Excluding Managed Care
71870	FIDELITY SECURITY LIFE INSURANCE COMPANY	MO	1/17/1969	4/1/1977	\$1,091,767,588	\$365,214,059	\$18,542,282	Life; Disability, Excluding Managed Care; Variable Contracts
69140	FIRST ALLMERICA FINANCIAL LIFE INSURANCE COMPANY	MA	03/16/1844	8/3/1948	\$15,161,690,469	\$136,894,566	\$31,105,170	Disability, Excluding Managed Care; Variable Contracts; Life
60113	FIRST CARE, INC.	MD	2/27/1996	3/1/2018	\$82,752,841	\$63,303,627	\$8,999,058	Life; Disability, Excluding Managed Care
90328	FIRST HEALTH LIFE & HEALTH INSURANCE COMPANY	TX	12/29/1978	9/30/1980	\$156,256,285	\$42,172,365	\$10,493,312	Disability, Excluding Managed Care; Life
67652	FIRST PENN-PACIFIC LIFE INSURANCE COMPANY	IN	6/19/1963	7/11/1980	\$1,012,077,138	\$100,888,013	\$14,975,573	Variable Contracts; Disability, Excluding Managed Care; Life
91642	FORETHOUGHT LIFE INSURANCE COMPANY	IN	2/14/1980	8/6/1982	\$60,160,298,146	\$4,022,282,257	\$125,761,077	Variable Contracts; Life; Disability, Excluding Managed Care
86630	FORTITUDE LIFE INSURANCE & ANNUITY COMPANY	AZ	5/21/1969	4/5/1977	\$31,158,153,792	\$454,153,991	\$567,449,584	Disability, Excluding Managed Care; Variable Contracts; Life
90247	FORTITUDE U.S. REINSURANCE COMPANY	AZ	5/21/1979	12/17/2001	\$9,043,714	\$8,788,977	(\$1,047,688)	Life; Disability, Excluding Managed Care
85286	FRESENIUS HEALTH PLANS INSURANCE COMPANY	IN	11/18/1974	9/2/1981	\$7,651,284	\$7,482,376	(\$113,595)	Life; Disability, Excluding Managed Care
99775	FUNERAL DIRECTORS LIFE INSURANCE COMPANY	TX	2/27/1981	2/19/1997	\$2,351,442,874	\$183,748,567	\$12,066,158	Life; Disability, Excluding Managed Care
15691	GAINBRIDGE LIFE INSURANCE COMPANY	DE	1/30/2015	5/17/2018	\$472,743,530	\$63,039,581	(\$14,329,621)	Variable Contracts; Life
63657	GARDEN STATE LIFE INSURANCE COMPANY	TX	6/22/1956	6/25/1965	\$16,126,067	\$8,214,718	\$2,750,553	Life; Disability, Excluding Managed Care
86258	GENERAL RE LIFE CORPORATION	CT	6/21/1967	12/8/1987	\$4,178,798,014	\$1,346,086,574	\$190,270,984	Life; Disability, Excluding Managed Care
65536	GENWORTH LIFE AND ANNUITY INSURANCE COMPANY	VA	03/21/1871	9/8/1982	\$16,448,366,013	\$834,367,721	\$142,945,598	Disability, Excluding Managed Care; Variable Contracts; Life
70025	GENWORTH LIFE INSURANCE COMPANY	DE	9/28/1956	11/15/1956	\$40,673,274,150	\$3,515,515,929	\$151,287,687	Life; Disability, Excluding Managed Care
70939	GERBER LIFE INSURANCE COMPANY	NY	12/22/1967	4/18/1969	\$6,334,287,241	\$687,203,034	\$79,891,819	Life; Disability, Excluding Managed Care
91472	GLOBE LIFE AND ACCIDENT INSURANCE COMPANY	NE	11/29/1979	12/31/1980	\$5,554,368,602	\$432,108,510	\$185,628,321	Disability, Excluding Managed Care; Life
62286	GOLDEN RULE INSURANCE COMPANY	IN	6/17/1959	7/16/1982	\$507,424,954	\$263,416,793	\$155,759,591	Disability, Excluding Managed Care; Life
63967	GOVERNMENT PERSONNEL MUTUAL LIFE INSURANCE COMPANY	TX	5/15/1934	10/29/2002	\$763,610,184	\$78,291,701	(\$1,388,752)	Disability, Excluding Managed Care; Life
67059	GPM HEALTH AND LIFE INSURANCE COMPANY	TX	2/5/1965	4/26/1966	\$127,468,296	\$22,880,875	\$1,091,346	Life; Disability, Excluding Managed Care
93521	GRANULAR INSURANCE COMPANY	SC	8/11/1980	12/31/1981	\$492,358,871	\$254,383,912	(\$468,205)	Life; Disability, Excluding Managed Care
90212	GREAT SOUTHERN LIFE INSURANCE COMPANY	TX	3/1/1909	12/31/1979	\$159,325,353	\$27,992,177	\$1,253,259	Disability, Excluding Managed Care; Life
71480	GREAT WESTERN LIFE INSURANCE COMPANY	IA	3/1/1983	4/29/1987	\$863,480,512	\$48,543,026	\$220,894	Life
64211	GUARANTEE TRUST LIFE INSURANCE COMPANY	NE	5/19/1936	8/1/1961	\$923,955,257	\$205,685,934	\$30,914,911	Disability, Excluding Managed Care; Life
64238	GUARANTY INCOME LIFE INSURANCE COMPANY	IA	1/19/1926	1/3/2020	\$9,719,650,618	\$571,287,849	\$126,995,739	Disability, Excluding Managed Care; Life
78778	GUARDIAN INSURANCE & ANNUITY COMPANY, INC. (THE)	DE	3/2/1970	12/8/1987	\$10,603,254,619	\$600,578,151	\$3,701,731	Life; Variable Contracts
64246	GUARDIAN LIFE INSURANCE COMPANY OF AMERICA	NY	04/10/1860	5/20/1947	\$86,825,018,598	\$9,288,062,925	\$538,123,219	Life; Variable Contracts; Disability, Excluding Managed Care; Small Group Risk Assuming Carrier
70815	HARTFORD LIFE & ACCIDENT INSURANCE COMPANY	CT	2/14/1967	5/2/1968	\$12,942,016,158	\$2,707,990,766	\$591,816,232	Life; Disability, Excluding Managed Care; Variable Contracts
92711	HCC LIFE INSURANCE COMPANY	IL	12/3/1980	5/7/1982	\$1,692,057,640	\$788,684,077	\$189,817,156	Life; Disability, Excluding Managed Care
78611	HCSC INSURANCE SERVICES COMPANY	IL	2/6/1958	6/20/1984	\$1,137,654,684	\$160,725,700	(\$77,016,692)	Disability, Excluding Managed Care; Life
70670	HEALTH CARE SERVICE CORPORATION, A MUTUAL LEGAL RESERVE COMPANY	IL	10/1/1936	9/29/2005	\$42,154,685,025	\$24,883,865,819	\$659,011,220	Disability, Excluding Managed Care
66141	HEALTH NET LIFE INSURANCE COMPANY	CA	11/19/1956	7/25/1974	\$492,030,854	\$307,144,685	(\$3,908,052)	Life; Disability, Excluding Managed Care
12902	HEALTHSPRING LIFE & HEALTH INSURANCE COMPANY, INC.	IL	2/27/2007	6/1/2010	\$1,629,857,245	\$693,952,252	(\$163,815,152)	Disability, Excluding Managed Care
64394	HERITAGE LIFE INSURANCE COMPANY	AZ	7/26/1957	7/19/1965	\$11,542,846,822	\$1,179,099,675	(\$136,489,768)	Life; Disability, Excluding Managed Care
71768	HM HEALTH INSURANCE COMPANY	PA	12/8/1954	7/31/1967	\$29,693,458	\$24,646,009	\$576,055	Disability, Excluding Managed Care; Life
93440	HM LIFE INSURANCE COMPANY	PA	4/24/1981	3/30/1982	\$1,007,649,345	\$515,506,125	\$20,483,559	Disability, Excluding Managed Care; Life
64505	HOMESTEADERS LIFE COMPANY	IA	1/5/1906	11/24/1986	\$4,202,864,853	\$324,673,743	\$13,000,849	Life; Variable Contracts
64513	HORACE MANN LIFE INSURANCE COMPANY	IL	8/9/1949	5/9/1960	\$9,422,007,131	\$418,107,060	\$58,092,511	Variable Contracts; Disability, Excluding Managed Care; Life
73288	HUMANA INSURANCE COMPANY	WI	12/12/1968	8/6/1984	\$12,164,591,839	\$6,382,657,853	(\$67,854,093)	Life; Disability, Excluding Managed Care; Small Group Risk Assuming Carrier
70580	HUMANADENTAL INSURANCE COMPANY	WI	9/26/1908	4/1/1977	\$233,493,589	\$128,851,335	(\$10,962,830)	Life; Disability, Excluding Managed Care
91693	IA AMERICAN LIFE INSURANCE COMPANY	TX	5/30/1980	6/30/1981	\$387,504,156	\$209,083,492	\$6,743,784	Disability, Excluding Managed Care; Life
69272	IBEXIS LIFE & ANNUITY INSURANCE COMPANY	MO	5/12/1937	12/27/1938	\$1,812,557,930	\$128,128,467	\$3,948,543	Life; Disability, Excluding Managed Care
97764	IDEALIFE INSURANCE COMPANY	CT	6/15/1981	12/12/1986	\$21,642,582	\$19,595,867	\$256,548	Disability, Excluding Managed Care; Life

COCODE	COMPANY NAME	STATE OF DOMICILE	INCORPORATED DATE	IDAHO LICENSE DATE	TOTAL ASSETS	CAPITAL AND SURPLUS	NET INCOME	LINE(S) OF BUSINESS
64580	ILLINOIS MUTUAL LIFE INSURANCE COMPANY	IL	7/9/1912	5/28/1991	\$1,554,477,579	\$310,293,120	\$6,487,725	Disability, Excluding Managed Care; Life
64602	INDEPENDENCE LIFE AND ANNUITY COMPANY	DE	10/11/1945	7/13/1956	\$3,235,221,234	\$214,698,567	\$2,972,625	Life; Disability, Excluding Managed Care; Variable Contracts
91785	INDEPENDENT LIFE INSURANCE COMPANY	TX	6/24/1991	4/3/1997	\$1,390,307,660	\$104,083,057	\$7,414,152	Disability, Excluding Managed Care; Life
81779	INDIVIDUAL ASSURANCE COMPANY, LIFE, HEALTH & ACCIDENT	OK	10/18/1973	9/2/1981	\$17,852,752	\$8,281,882	(\$619,855)	Disability, Excluding Managed Care; Life
14406	INDUSTRIAL ALLIANCE INSURANCE AND FINANCIAL SERVICES INC.	TX	8/10/2012	3/11/2013	\$387,749,498	\$34,871,341	\$13,433,560	Life
74780	INTEGRITY LIFE INSURANCE COMPANY	OH	5/3/1966	7/23/1982	\$8,623,981,294	\$1,274,172,486	\$94,754,163	Disability, Excluding Managed Care; Life; Variable Contracts
64904	INVESTORS HERITAGE LIFE INSURANCE COMPANY	KY	8/31/1960	10/29/2019	\$3,447,814,805	\$280,890,346	(\$26,465,946)	Life; Disability, Excluding Managed Care
63487	INVESTORS LIFE INSURANCE COMPANY OF NORTH AMERICA	TX	6/19/1963	9/24/1968	\$462,570,218	\$39,171,541	\$1,263,640	Life; Variable Contracts; Disability, Excluding Managed Care
65056	JACKSON NATIONAL LIFE INSURANCE COMPANY	MI	6/19/1961	6/12/1981	\$281,278,730,259	\$4,404,030,969	\$1,361,702,087	Variable Contracts; Disability, Excluding Managed Care; Life
64017	JEFFERSON NATIONAL LIFE INSURANCE COMPANY	TX	2/8/1937	9/20/1966	\$12,657,743,481	\$173,720,591	\$31,529,702	Life; Variable Contracts; Disability, Excluding Managed Care
65080	JOHN ALDEN LIFE INSURANCE COMPANY	AZ	5/19/1973	8/6/1973	\$303,987,062	\$99,798,427	\$36,312,448	Life; Disability, Excluding Managed Care
93610	JOHN HANCOCK LIFE & HEALTH INSURANCE COMPANY	MA	5/27/1981	7/13/1982	\$17,488,517,014	\$1,515,781,168	\$37,181,121	Life; Disability, Excluding Managed Care; Variable Contracts
65838	JOHN HANCOCK LIFE INSURANCE COMPANY (U.S.A.)	MI	8/20/1955	6/20/1956	\$262,144,931,246	\$10,989,035,774	\$1,078,730,199	Variable Contracts; Life; Disability, Excluding Managed Care
47055	KAISER FOUNDATION HEALTH PLAN OF WASHINGTON OPTIONS, INC.	WA	1/30/1990	8/17/1995	\$288,454,948	\$142,154,428	(\$5,230,242)	Disability, Including Managed Care
65129	KANSAS CITY LIFE INSURANCE COMPANY	MO	05/05/1895	6/24/1913	\$3,262,327,724	\$261,606,863	(\$13,492,489)	Variable Contracts; Life; Disability, Excluding Managed Care
65242	LAFAYETTE LIFE INSURANCE COMPANY (THE)	OH	12/6/1905	9/25/1973	\$7,233,871,524	\$468,948,090	\$27,147,883	Life; Disability, Excluding Managed Care
62383	LANTERN INSURANCE COMPANY	IA	5/10/1956	8/25/1978	\$92,138,009	\$19,540,072	\$6,779,757	Disability, Excluding Managed Care; Life
68543	LIBERTY BANKERS LIFE INSURANCE COMPANY	OK	11/14/1957	7/23/1987	\$2,764,676,824	\$348,536,685	\$18,161,536	Disability, Excluding Managed Care; Life
65331	LIBERTY NATIONAL LIFE INSURANCE COMPANY	NE	7/1/1929	1/15/1980	\$9,253,584,119	\$697,827,419	\$305,657,211	Life; Variable Contracts; Disability, Excluding Managed Care
65498	LIFE INSURANCE COMPANY OF NORTH AMERICA	PA	9/21/1956	7/10/1957	\$9,520,595,372	\$2,175,512,363	\$455,535,956	Life; Disability, Excluding Managed Care
65528	LIFE INSURANCE COMPANY OF THE SOUTHWEST	TX	3/8/1955	4/27/1982	\$36,940,418,585	\$2,556,855,909	\$177,846,589	Life; Disability, Excluding Managed Care; Variable Contracts
97691	LIFE OF THE SOUTH INSURANCE COMPANY	GA	9/22/1981	9/14/2006	\$162,019,901	\$53,177,379	\$5,467,105	Disability, Excluding Managed Care; Life
91898	LIFECARE ASSURANCE COMPANY	AZ	1/30/1980	5/9/2016	\$111,438,579	\$39,201,612	\$15,413,732	Life; Disability, Excluding Managed Care
97985	LIFEMAP ASSURANCE COMPANY	OR	3/9/1964	12/17/1987	\$90,998,556	\$63,655,767	\$975,825	Life; Disability, Excluding Managed Care
77720	LIFESECURE INSURANCE COMPANY	MI	6/11/1954	3/1/1983	\$754,757,629	\$56,437,798	(\$4,083,357)	Disability, Excluding Managed Care; Life
99724	LIFESHIELD NATIONAL INSURANCE CO.	OK	4/28/1982	3/3/1986	\$66,529,556	\$17,755,996	\$578,838	Life; Disability, Excluding Managed Care
94188	LIFEWISSE ASSURANCE COMPANY	WA	9/11/1981	5/9/1991	\$239,233,380	\$153,383,382	\$25,028,856	Disability, Excluding Managed Care; Life
65595	LINCOLN BENEFIT LIFE COMPANY	NE	10/18/1938	4/1/1973	\$11,195,938,122	\$232,652,874	\$40,241,275	Variable Contracts; Life; Disability, Excluding Managed Care
65927	LINCOLN HERITAGE LIFE INSURANCE COMPANY	IL	8/15/1963	5/19/1975	\$1,324,252,403	\$126,935,554	\$41,646,418	Disability, Excluding Managed Care; Life
62057	LINCOLN LIFE & ANNUITY COMPANY OF NEW YORK	NY	10/27/1897	11/3/1977	\$16,594,981,688	\$985,379,924	\$141,449,114	Life; Disability, Excluding Managed Care
65676	LINCOLN NATIONAL LIFE INSURANCE COMPANY	IN	6/12/1905	9/1/1937	\$296,410,503,922	\$7,147,607,173	(\$3,411,518,074)	Variable Contracts; Life; Small Group Risk Assuming Carrier; Disability, Excluding Managed Care
65722	LOYAL AMERICAN LIFE INSURANCE COMPANY	OH	5/18/1955	7/3/1972	\$472,710,047	\$186,723,980	\$47,017,617	Life; Disability, Excluding Managed Care
73504	LUMICO LIFE INSURANCE COMPANY	MO	11/2/1965	12/27/1971	\$141,100,293	\$73,964,369	(\$5,897,215)	Life; Disability, Excluding Managed Care
65781	MADISON NATIONAL LIFE INSURANCE COMPANY, INC.	WI	10/17/1961	12/23/1987	\$244,201,023	\$95,364,410	\$23,236,546	Disability, Excluding Managed Care; Life
65870	MANHATTAN LIFE INSURANCE COMPANY (THE)	NY	05/29/1850	8/24/1959	\$526,025,219	\$82,002,348	\$15,168,552	Disability, Excluding Managed Care; Life
67083	MANHATTAN NATIONAL LIFE INSURANCE COMPANY	OH	12/20/1956	8/21/1963	\$126,605,517	\$16,546,125	(\$70,051)	Life; Disability, Excluding Managed Care
61883	MANHATTANLIFE INSURANCE AND ANNUITY COMPANY	TX	9/4/1962	9/7/1966	\$977,191,862	\$270,426,715	(\$1,618,432)	Life; Disability, Excluding Managed Care
65935	MASSACHUSETTS MUTUAL LIFE INSURANCE COMPANY	MA	05/15/1851	9/15/1949	\$345,185,544,379	\$27,882,431,568	\$750,521,698	Variable Contracts; Life; Disability, Excluding Managed Care
63312	MASSMUTUAL ASCEND LIFE INSURANCE COMPANY	OH	12/15/1959	3/31/1982	\$53,380,247,018	\$4,226,276,293	(\$179,048,466)	Disability, Excluding Managed Care; Variable Contracts; Life
69515	MEDAMERICA INSURANCE COMPANY	PA	4/5/1966	8/19/1987	\$1,273,948,212	\$34,564,213	(\$20,408,789)	Disability, Excluding Managed Care; Life
63762	MEDCO CONTAINMENT LIFE INSURANCE COMPANY	PA	8/30/1954	9/29/1981	\$2,204,206,727	\$1,228,099,098	(\$17,897,648)	Disability, Excluding Managed Care; Life
79987	MEDICO CORP LIFE INSURANCE COMPANY	IA	3/16/1960	7/19/2006	\$47,918,025	\$29,051,065	\$451,524	Disability, Excluding Managed Care; Life
31119	MEDICO INSURANCE COMPANY	IA	4/26/1930	9/5/1962	\$65,968,837	\$32,982,108	\$1,290,683	Life; Disability, Excluding Managed Care
65641	MEDICO LIFE AND HEALTH INSURANCE COMPANY	IA	9/13/1935	9/3/1949	\$14,520,577	\$11,386,474	\$347,978	Life; Disability, Excluding Managed Care
94587	MEMBERS HEALTH INSURANCE COMPANY	AZ	5/20/1982	4/18/1983	\$51,851,328	\$28,176,681	(\$10,503,332)	Life; Disability, Excluding Managed Care
86126	MEMBERS LIFE INSURANCE COMPANY	IA	2/27/1976	9/22/1978	\$374,561,910	\$52,004,732	\$2,542,703	Disability, Excluding Managed Care; Variable Contracts; Life
18750	MERIT HEALTH INSURANCE COMPANY	IA	1/8/1993	3/24/2015	\$38,015,230	\$37,390,534	\$1,449,394	Disability, Excluding Managed Care
65951	MERIT LIFE INSURANCE CO.	OK	9/6/1957	12/8/1975	\$55,914,501	\$28,575,481	(\$11,491,456)	Life; Disability, Excluding Managed Care
65978	METROPOLITAN LIFE INSURANCE COMPANY	NY	03/24/1868	3/2/1915	\$339,041,077,626	\$9,786,806,660	\$3,598,565,788	Life; Disability, Excluding Managed Care; Variable Contracts
97136	METROPOLITAN TOWER LIFE INSURANCE COMPANY	NE	3/4/1982	10/5/1983	\$62,690,892,367	\$2,246,835,500	\$358,291,791	Variable Contracts; Life; Disability, Excluding Managed Care
66044	MIDLAND NATIONAL LIFE INSURANCE COMPANY	IA	8/30/1906	4/2/1926	\$82,713,372,763	\$5,002,394,787	\$742,844,605	Disability, Excluding Managed Care; Variable Contracts; Life
66087	MID-WEST NATIONAL LIFE INSURANCE COMPANY OF TENNESSEE	TX	3/1/1965	7/5/1985	\$24,397,412	\$13,575,045	\$2,590,427	Disability, Excluding Managed Care; Life
66109	MIDWESTERN UNITED LIFE INSURANCE COMPANY	IN	5/14/1948	6/22/1962	\$250,221,197	\$173,732,123	\$9,754,067	Disability, Excluding Managed Care; Life
66168	MINNESOTA LIFE INSURANCE COMPANY	MN	08/06/1880	10/7/1947	\$63,420,616,296	\$3,308,228,472	(\$205,031,405)	Life; Variable Contracts; Disability, Excluding Managed Care
70416	MML BAY STATE LIFE INSURANCE COMPANY	CT	4/1/1935	7/20/1981	\$5,257,437,884	\$219,299,274	\$10,855,925	Disability, Excluding Managed Care; Variable Contracts; Life
81442	MONITOR LIFE INSURANCE COMPANY OF NEW YORK	NY	10/15/1971	8/3/2021	\$16,175,677	\$14,064,040	\$86,664	Life; Disability, Excluding Managed Care
66370	MONY LIFE INSURANCE COMPANY	NY	04/12/1842	07/25/1893	\$6,018,694,872	\$366,688,434	\$44,387,323	Life; Disability, Excluding Managed Care; Variable Contracts
66346	MUNICH AMERICAN REASSURANCE COMPANY	GA	10/29/1959	6/4/1981	\$11,046,878,457	\$680,956,196	\$27,606,715	Disability, Excluding Managed Care; Life
69604	MUNICH RE US LIFE CORPORATION	GA	1/25/1984	3/22/1991	\$9,223,911	\$8,580,374	\$92,218	Disability, Excluding Managed Care; Life; Variable Contracts
88668	MUTUAL OF AMERICA LIFE INSURANCE COMPANY	NY	1/3/1945	11/30/1982	\$23,991,890,903	\$577,493,175	\$53,192,769	Disability, Excluding Managed Care; Life; Variable Contracts
71412	MUTUAL OF OMAHA INSURANCE COMPANY	NE	3/5/1909	4/1/1920	\$11,863,648,898	\$4,148,107,831	(\$120,663,177)	Disability, Excluding Managed Care; Life
93734	NASSAU LIFE AND ANNUITY COMPANY	CT	11/2/1981	8/6/1982	\$5,243,009,249	\$165,899,774	(\$22,609,766)	Disability, Excluding Managed Care; Variable Contracts; Life

COCODE	COMPANY NAME	STATE OF DOMICILE	INCORPORATED DATE	IDAHO LICENSE DATE	TOTAL ASSETS	CAPITAL AND SURPLUS	NET INCOME	LINE(S) OF BUSINESS
67814	NASSAU LIFE INSURANCE COMPANY	NY	05/01/1851	4/22/1927	\$13,937,783,490	\$299,177,518	(\$38,177,875)	Life; Variable Contracts; Disability, Excluding Managed Care
68284	NASSAU LIFE INSURANCE COMPANY OF KANSAS	KS	5/26/1913	11/5/1959	\$68,365,019	\$12,067,059	(\$6,517,819)	Life; Disability, Excluding Managed Care
61409	NATIONAL BENEFIT LIFE INSURANCE COMPANY	NY	6/18/1962	5/31/1968	\$783,721,454	\$165,256,102	\$45,568,623	Life; Disability, Excluding Managed Care
66540	NATIONAL FARMERS UNION LIFE INSURANCE COMPANY	TX	12/1/1937	7/1/1950	\$143,454,042	\$31,502,311	\$2,744,739	Disability, Excluding Managed Care; Life
98205	NATIONAL FOUNDATION LIFE INSURANCE COMPANY	TX	9/19/1983	12/30/1983	\$120,192,381	\$86,752,752	\$53,925,113	Life; Disability, Excluding Managed Care
66583	NATIONAL GUARDIAN LIFE INSURANCE COMPANY	WI	9/28/1909	11/3/1965	\$5,129,324,936	\$476,374,636	\$8,816,923	Disability, Excluding Managed Care; Life
82538	NATIONAL HEALTH INSURANCE COMPANY	TX	7/16/1965	6/29/1981	\$214,143,871	\$98,179,268	\$5,142,318	Disability, Excluding Managed Care; Life
66680	NATIONAL LIFE INSURANCE COMPANY	VT	11/13/1848	5/31/1946	\$12,672,772,208	\$3,276,515,720	(\$21,732,172)	Life; Variable Contracts; Disability, Excluding Managed Care
66788	NATIONAL SECURITY INSURANCE COMPANY	AL	2/5/1947	11/2/2023	\$185,110,481	\$10,256,668	(\$4,329,284)	Life
87963	NATIONAL TEACHERS ASSOCIATES LIFE INSURANCE COMPANY	TX	7/14/1938	6/8/1999	\$695,442,213	\$57,925,861	\$30,750,044	Life; Disability, Excluding Managed Care
66850	NATIONAL WESTERN LIFE INSURANCE COMPANY	AZ	7/16/1956	10/16/1959	\$8,214,963,567	\$810,035,350	\$163,967,589	Disability, Excluding Managed Care; Life
92657	NATIONWIDE LIFE AND ANNUITY INSURANCE COMPANY	OH	2/9/1981	3/12/1998	\$65,856,158,285	\$3,497,219,905	(\$47,337,689)	Variable Contracts; Life; Disability, Excluding Managed Care
66869	NATIONWIDE LIFE INSURANCE COMPANY	OH	3/21/1929	12/9/1955	\$190,140,906,536	\$12,541,441,557	\$1,626,187,190	Life; Variable Contracts; Disability, Excluding Managed Care
91626	NEW ENGLAND LIFE INSURANCE COMPANY	MA	9/12/1980	9/25/1981	\$8,165,740,139	\$205,861,320	\$67,619,675	Life; Disability, Excluding Managed Care; Variable Contracts
91596	NEW YORK LIFE INSURANCE AND ANNUITY CORPORATION	DE	11/3/1980	7/21/1981	\$204,816,149,635	\$8,416,745,681	\$346,384,220	Disability, Excluding Managed Care; Life; Variable Contracts
66915	NEW YORK LIFE INSURANCE COMPANY	NY	05/21/1841	05/01/1896	\$244,900,595,211	\$26,427,441,247	\$846,284,881	Variable Contracts; Disability, Excluding Managed Care; Life
81264	NIPPON LIFE INSURANCE COMPANY OF AMERICA	IA	8/23/1972	6/4/1981	\$255,088,965	\$146,195,199	\$13,672,873	Life; Disability, Excluding Managed Care
66974	NORTH AMERICAN COMPANY FOR LIFE AND HEALTH INSURANCE	IA	05/13/1886	7/9/1908	\$44,436,747,760	\$2,470,206,784	\$363,209,292	Disability, Excluding Managed Care; Life
69000	NORTHWESTERN LONG TERM CARE INSURANCE COMPANY	WI	9/18/1953	9/20/1965	\$401,070,326	\$282,551,508	\$9,450,233	Life; Disability, Excluding Managed Care
67091	NORTHWESTERN MUTUAL LIFE INSURANCE COMPANY	WI	03/02/1857	05/01/1896	\$378,324,091,454	\$31,774,202,481	\$656,837,139	Life; Disability, Excluding Managed Care; Variable Contracts
81353	NYLIFE INSURANCE COMPANY OF ARIZONA	AZ	7/23/1987	3/15/1991	\$489,531,317	\$355,009,784	(\$54,309,226)	Disability, Excluding Managed Care; Variable Contracts; Life
67148	OCCIDENTAL LIFE INSURANCE COMPANY OF NORTH CAROLINA	TX	6/19/1906	7/27/1948	\$355,060,952	\$67,791,140	\$3,851,310	Life; Disability, Excluding Managed Care
68446	OCEANVIEW LIFE AND ANNUITY COMPANY	AL	1/8/1965	5/16/1968	\$11,322,191,119	\$658,904,905	\$71,695,511	Disability, Excluding Managed Care; Life
67180	OHIO STATE LIFE INSURANCE COMPANY	TX	2/26/1906	5/7/1982	\$530,952,549	\$92,293,181	\$2,119,671	Disability, Excluding Managed Care; Life
67199	OLD AMERICAN INSURANCE COMPANY	MO	12/11/1939	7/31/1969	\$338,395,009	\$29,762,452	\$5,897,345	Disability, Excluding Managed Care; Life
67261	OLD REPUBLIC LIFE INSURANCE COMPANY	IL	4/17/1923	1/8/1948	\$93,486,336	\$48,353,587	\$4,713,043	Disability, Excluding Managed Care; Life
76007	OLD UNITED LIFE INSURANCE COMPANY	AZ	11/15/1963	8/25/1995	\$158,968,134	\$113,791,880	\$6,737,733	Life; Disability, Excluding Managed Care
88080	OMAHA HEALTH INSURANCE COMPANY	NE	2/21/1978	9/19/1979	\$311,038,252	\$170,739,903	(\$9,625,863)	Disability, Excluding Managed Care; Life
13100	OMAHA INSURANCE COMPANY	NE	11/7/2016	8/24/2018	\$105,579,916	\$46,626,204	\$16,251	Disability, Excluding Managed Care
69647	OPTUM INSURANCE OF OHIO, INC.	OH	10/18/1948	10/16/1991	\$617,849,708	\$50,884,752	\$37,972,116	Disability, Excluding Managed Care; Life
76112	OXFORD LIFE INSURANCE COMPANY	AZ	7/27/1965	12/20/1985	\$3,161,762,500	\$231,739,489	(\$3,089,261)	Disability, Excluding Managed Care; Life
64343	PACIFIC GUARDIAN LIFE INSURANCE COMPANY, LIMITED	HI	8/3/1961	4/1/1973	\$1,688,564,194	\$80,552,116	\$177,364	Disability, Excluding Managed Care; Life
97268	PACIFIC LIFE & ANNUITY COMPANY	AZ	9/20/1982	9/30/1990	\$11,345,363,941	\$600,418,087	\$82,546,109	Life; Disability, Excluding Managed Care; Variable Contracts
67466	PACIFIC LIFE INSURANCE COMPANY	NE	01/02/1868	8/3/1936	\$209,212,832,485	\$12,149,297,010	(\$1,651,858,071)	Life; Disability, Excluding Managed Care; Variable Contracts
93459	PAN-AMERICAN ASSURANCE COMPANY	LA	5/19/1981	10/17/2002	\$23,268,475	\$21,112,232	\$254,729	Variable Contracts; Life
67539	PAN-AMERICAN LIFE INSURANCE COMPANY	LA	3/28/1911	10/11/1996	\$3,976,078,137	\$399,111,690	\$15,033,646	Life; Disability, Excluding Managed Care
60003	PARK AVENUE LIFE INSURANCE COMPANY	DE	11/19/1964	1/10/1991	\$183,226,576	\$62,158,716	\$5,022,811	Life; Disability, Excluding Managed Care
71099	PARKER CENTENNIAL ASSURANCE COMPANY	WI	1/8/1973	9/9/1975	\$109,258,273	\$49,734,442	\$2,080,870	Life; Disability, Excluding Managed Care
74900	PARTNERRE LIFE REINSURANCE COMPANY OF AMERICA	AR	7/8/1964	10/4/1976	\$498,767,047	\$92,863,052	\$2,307,429	Life; Disability, Excluding Managed Care
67598	PAUL REVERE LIFE INSURANCE COMPANY (THE)	MA	6/10/1930	9/4/1930	\$579,300,716	\$218,853,118	\$34,755,377	Disability, Excluding Managed Care; Life
67628	PEKIN LIFE INSURANCE COMPANY	IL	4/28/1965	9/30/2024	\$1,712,897,439	\$128,897,658	\$6,492,670	Disability, Excluding Managed Care; Life
93262	PENN INSURANCE AND ANNUITY COMPANY (THE)	DE	7/3/1980	10/15/1981	\$14,686,267,494	\$964,625,456	(\$173,630,653)	Life; Variable Contracts; Disability, Excluding Managed Care
67644	PENN MUTUAL LIFE INSURANCE COMPANY (THE)	PA	02/24/1847	4/8/1902	\$34,026,814,964	\$3,891,914,853	(\$88,971,142)	Variable Contracts; Life; Disability, Excluding Managed Care
67784	PHILADELPHIA AMERICAN LIFE INSURANCE COMPANY	TX	1/6/1978	3/1/1978	\$459,640,066	\$109,335,280	(\$2,997,345)	Life; Disability, Excluding Managed Care
72125	PHYSICIANS LIFE INSURANCE COMPANY	NE	1/15/1970	11/30/1970	\$1,744,900,593	\$206,947,489	\$19,687,940	Disability, Excluding Managed Care; Life
67873	PIONEER AMERICAN INSURANCE COMPANY	TX	4/15/1946	12/18/1958	\$155,699,532	\$42,887,442	(\$2,079,981)	Life; Disability, Excluding Managed Care
67911	PIONEER MUTUAL LIFE INSURANCE COMPANY, A STOCK SUBSIDIARY OF AMERICAN UNITED MUTUAL INS HOLDING CO	ND	11/3/1947	1/20/1948	\$76,347,740	\$59,281,429	\$2,623,160	Disability, Excluding Managed Care; Life
67946	PIONEER SECURITY LIFE INSURANCE COMPANY	TX	1/12/1955	4/14/1982	\$259,586,972	\$194,112,015	\$248,643	Life; Disability, Excluding Managed Care
97152	PLATEAU INSURANCE COMPANY	TN	7/15/1983	9/29/2017	\$34,665,251	\$22,503,647	\$1,336,610	Disability, Excluding Managed Care; Life
65919	PRIMERICA LIFE INSURANCE COMPANY	TN	9/19/1927	2/12/1952	\$2,428,202,206	\$763,693,500	\$271,832,429	Disability, Excluding Managed Care; Life
61271	PRINCIPAL LIFE INSURANCE COMPANY	IA	06/24/1879	8/13/1901	\$239,799,143,111	\$4,695,534,771	\$1,313,197,086	Disability, Excluding Managed Care; Life; Variable Contracts
71161	PRINCIPAL NATIONAL LIFE INSURANCE COMPANY	IA	10/26/1967	10/2/1972	\$1,484,726,593	\$78,095,711	(\$5,013,091)	Variable Contracts; Disability, Excluding Managed Care; Life
68047	PROFESSIONAL INSURANCE COMPANY	TX	11/12/1936	8/31/1995	\$61,564,352	\$15,922,711	\$1,965,480	Life; Disability, Excluding Managed Care
68136	PROTECTIVE LIFE INSURANCE COMPANY	NE	7/24/1907	1/27/1971	\$88,574,262,523	\$5,398,710,416	\$573,712,903	Disability, Excluding Managed Care; Life; Variable Contracts
67903	PROVIDENT AMERICAN LIFE & HEALTH INSURANCE COMPANY	OH	4/6/1949	8/19/1987	\$15,067,769	\$14,257,741	\$892,240	Life; Disability, Excluding Managed Care
68195	PROVIDENT LIFE AND ACCIDENT INSURANCE COMPANY	TN	01/18/1887	1/1/1928	\$6,066,875,754	\$741,466,474	\$246,895,543	Disability, Excluding Managed Care; Life

COCODE	COMPANY NAME	STATE OF DOMICILE	INCORPORATED DATE	IDAHO LICENSE DATE	TOTAL ASSETS	CAPITAL AND SURPLUS	NET INCOME	LINE(S) OF BUSINESS
68209	PROVIDENT LIFE AND CASUALTY INSURANCE COMPANY	TN	10/17/1951	11/26/1985	\$908,619,210	\$185,473,142	\$34,205,349	Life; Disability, Excluding Managed Care
79227	PRUCO LIFE INSURANCE COMPANY	AZ	12/23/1971	5/17/1976	\$189,616,096,408	\$5,729,592,214	(\$3,607,575,528)	Variable Contracts; Life; Disability, Excluding Managed Care
68241	PRUDENTIAL INSURANCE COMPANY OF AMERICA (THE)	NJ	04/03/1873	1/1/1902	\$315,409,418,449	\$15,790,297,529	\$1,421,772,855	Disability, Excluding Managed Care; Variable Contracts; Life
71390	PURITAN LIFE INSURANCE COMPANY OF AMERICA	AZ	6/2/1958	9/15/1980	\$523,643,887	\$92,993,519	(\$418,679)	Disability, Excluding Managed Care; Life
60131	REGENCE BLUESHIELD OF IDAHO, INC.	ID	2/23/1946	2/23/1946	\$622,276,040	\$342,373,742	\$4,906,855	Disability, Including Managed Care; Life
68357	RELIABLE LIFE INSURANCE COMPANY (THE)	MO	12/29/1911	12/4/1970	\$49,022,542	\$27,786,419	(\$314,660)	Disability, Excluding Managed Care; Life
68381	RELiance STANDARD LIFE INSURANCE COMPANY	IL	4/2/1907	7/20/1966	\$27,192,010,112	\$2,813,086,935	\$278,606,468	Life; Disability, Excluding Managed Care
67105	RELIASTAR LIFE INSURANCE COMPANY	MN	09/15/1885	4/30/1901	\$12,617,666,573	\$1,098,294,095	\$176,812,564	Life; Variable Contracts; Disability, Excluding Managed Care
61360	RELIASTAR LIFE INSURANCE COMPANY OF NEW YORK	NY	6/11/1917	5/6/1949	\$1,969,486,564	\$426,662,167	\$34,216,637	Disability, Excluding Managed Care; Variable Contracts; Life
61700	RENAISSANCE LIFE & HEALTH INSURANCE COMPANY OF AMERICA	IN	4/21/1953	8/25/1953	\$98,356,420	\$52,112,227	(\$9,313,673)	Disability, Excluding Managed Care; Life
68462	RESERVE NATIONAL INSURANCE COMPANY	IL	9/19/1956	9/25/1978	\$155,229,209	\$66,400,306	\$14,125,770	Disability, Excluding Managed Care; Life
61506	RESOURCE LIFE INSURANCE COMPANY	IL	10/14/1963	1/14/1971	\$6,259,318	\$6,202,233	\$132,714	Disability, Excluding Managed Care; Life
93777	REVOL ONE INSURANCE COMPANY	MI	12/18/1980	8/16/1991	\$1,076,631,832	\$89,986,720	(\$1,966,512)	Disability, Excluding Managed Care; Life
89004	RGA Life and Annuity Insurance Company	MO	10/30/1998	8/7/2023	\$9,992,723,899	\$3,252,668,908	\$133,714,159	Variable Contracts; Disability, Excluding Managed Care; Life
93572	RGA REINSURANCE COMPANY	MO	8/31/1981	8/11/1982	\$54,765,885,644	\$2,306,812,254	\$36,814,996	Disability, Excluding Managed Care; Life
65005	RIVERSOURCE LIFE INSURANCE COMPANY	MN	8/7/1959	11/19/1959	\$113,683,456,398	\$2,665,891,413	\$1,097,310,605	Life; Variable Contracts; Disability, Excluding Managed Care
60183	S.U.S.A LIFE INSURANCE COMPANY, INC.	AZ	3/8/1995	3/20/1997	\$9,870,443,189	\$1,193,138,125	\$133,233,238	Disability, Excluding Managed Care; Life
60445	SAGICOR LIFE INSURANCE COMPANY	TX	4/5/1954	8/31/1977	\$5,479,804,127	\$181,096,829	(\$31,609,125)	Life; Disability, Excluding Managed Care
70435	SAVINGS BANK MUTUAL LIFE INSURANCE COMPANY OF MASSACHUSETTS (THE)	MA	3/31/1991	3/1/2011	\$3,431,631,333	\$217,500,023	\$18,225,543	Life; Disability, Excluding Managed Care
64688	SCOR GLOBAL LIFE AMERICAS REINSURANCE COMPANY	DE	3/8/1945	8/16/1962	\$910,326,339	\$242,461,672	\$130,836,138	Life; Disability, Excluding Managed Care
87017	SCOR GLOBAL LIFE REINSURANCE COMPANY OF DELAWARE	DE	4/7/1977	8/30/1985	\$322,853,100	\$117,473,927	\$19,711,023	Life; Disability, Excluding Managed Care
97071	SCOR GLOBAL LIFE USA REINSURANCE COMPANY	DE	7/13/1982	6/27/1983	\$962,558,317	\$193,043,816	\$15,290,434	Life; Disability, Excluding Managed Care
93742	SECURIAN LIFE INSURANCE COMPANY	MN	12/11/1981	10/20/1982	\$3,473,220,932	\$546,243,087	\$31,994,867	Life; Disability, Excluding Managed Care
68675	SECURITY BENEFIT LIFE INSURANCE COMPANY	KS	02/22/1892	1/2/1950	\$56,981,871,565	\$6,166,241,775	\$1,168,016,850	Disability, Excluding Managed Care; Life; Variable Contracts
68713	SECURITY LIFE OF DENVER INSURANCE COMPANY	CO	11/19/1949	2/11/1960	\$34,438,767,845	\$1,293,551,126	\$42,224,216	Variable Contracts; Life; Disability, Excluding Managed Care
68772	SECURITY MUTUAL LIFE INSURANCE COMPANY OF NEW YORK	NY	11/06/1886	10/19/1983	\$3,238,553,390	\$180,922,346	\$1,711,963	Disability, Excluding Managed Care; Life
69485	SECURITY NATIONAL LIFE INSURANCE COMPANY	UT	1/31/1967	12/4/1970	\$818,515,221	\$87,559,495	\$8,906,896	Life; Disability, Excluding Managed Care
63245	SELECTHEALTH BENEFIT ASSURANCE COMPANY, INC.	UT	5/8/1992	5/23/2014	\$88,082,404	\$42,041,127	\$7,695,699	Disability, Excluding Managed Care
78662	SENIOR LIFE INSURANCE COMPANY	GA	12/22/1970	1/9/2007	\$120,434,830	\$11,044,798	(\$13,761)	Life
68802	SENTINEL SECURITY LIFE INSURANCE COMPANY	UT	3/18/1948	5/31/1960	\$1,912,570,695	\$150,701,676	\$26,040,736	Disability, Excluding Managed Care; Life
68810	SENTRY LIFE INSURANCE COMPANY	WI	10/23/1958	12/14/1960	\$10,323,727,077	\$412,492,376	\$37,753,437	Life; Disability, Excluding Managed Care
89958	SHELTERPOINT INSURANCE COMPANY	FL	4/16/1979	10/16/1991	\$18,759,626	\$12,353,883	\$1,951,177	Disability, Excluding Managed Care; Life
71420	SIERRA HEALTH AND LIFE INSURANCE COMPANY, INC.	NV	8/16/1906	9/18/1942	\$6,995,982,163	\$3,283,218,463	\$908,739,992	Life; Disability, Excluding Managed Care
62952	SILAC INSURANCE COMPANY	IN	6/30/1935	5/20/1980	\$9,962,217,948	\$535,406,423	\$47,950,235	Disability, Excluding Managed Care; Life
12575	SILVERSCRIPT INSURANCE COMPANY	TN	5/11/2005	1/9/2007	\$5,508,508,270	\$984,785,484	(\$137,037,120)	Disability, Excluding Managed Care
69019	STANDARD INSURANCE COMPANY	OR	2/24/1906	9/27/1920	\$41,322,097,263	\$1,849,409,688	\$232,298,178	Life; Variable Contracts; Disability, Excluding Managed Care
86355	STANDARD LIFE AND ACCIDENT INSURANCE COMPANY	TX	2/26/1976	1/26/1979	\$84,112,852	\$47,253,068	\$6,834,128	Disability, Excluding Managed Care; Life
71706	STANDARD LIFE AND CASUALTY INSURANCE COMPANY	UT	10/1/1946	5/14/2020	\$51,290,454	\$12,849,796	\$1,675,235	Disability, Excluding Managed Care; Life
69078	STANDARD SECURITY LIFE INSURANCE COMPANY OF NEW YORK	NY	6/28/1957	6/15/1960	\$193,188,228	\$89,946,828	\$19,325,856	Life; Disability, Excluding Managed Care
68985	STARMOUNT LIFE INSURANCE COMPANY	ME	8/24/1983	4/8/2008	\$151,770,404	\$64,895,922	(\$39,049,121)	Disability, Excluding Managed Care; Life
94498	STATE FARM HEALTH INSURANCE COMPANY	IL	2/25/1982	7/26/1982	\$8,602,496	\$8,571,326	\$182,094	Life
69108	STATE FARM LIFE INSURANCE COMPANY	IL	1/16/1929	10/21/1952	\$94,233,960,100	\$18,725,867,092	\$1,462,811,825	Life; Variable Contracts
69116	STATE LIFE INSURANCE COMPANY (THE)	IN	09/05/1895	2/1/1982	\$11,948,904,019	\$623,806,097	\$66,993,764	Disability, Excluding Managed Care; Life
69132	STATE MUTUAL INSURANCE COMPANY	GA	02/14/1894	5/20/1993	\$226,319,464	\$31,198,227	\$688,681	Disability, Excluding Managed Care; Life
89184	STERLING INVESTORS LIFE INSURANCE COMPANY	IN	6/14/1978	11/30/1982	\$108,939,408	\$13,955,887	(\$1,814,635)	Life; Disability, Excluding Managed Care
77399	STERLING LIFE INSURANCE COMPANY	IL	1/7/1958	1/5/1978	\$29,368,789	\$14,504,288	\$8,045,648	Life; Disability, Excluding Managed Care
80926	SUN LIFE AND HEALTH INSURANCE COMPANY (U.S.)	MI	1/31/1973	11/24/1976	\$1,126,600,325	\$176,295,419	\$7,202,053	Disability, Excluding Managed Care; Life
80802	SUN LIFE ASSURANCE COMPANY OF CANADA	Canada	03/18/1865	7/23/1926	\$19,031,405,466	\$816,021,583	\$147,364,023	Life; Variable Contracts; Disability, Excluding Managed Care
69310	SURETY LIFE INSURANCE COMPANY	NE	3/14/1936	7/6/1945	\$33,138,067	\$27,987,939	\$552,381	Life; Disability, Excluding Managed Care
82627	SWISS RE LIFE & HEALTH AMERICA INC.	MO	6/29/1967	9/20/1983	\$13,059,130,069	\$1,706,368,019	\$197,589,314	Life; Disability, Excluding Managed Care
68608	SYMETRA LIFE INSURANCE COMPANY	IA	1/23/1957	6/21/1957	\$57,236,486,639	\$2,382,943,804	\$78,476,711	Variable Contracts; Life; Disability, Excluding Managed Care
90581	SYMETRA NATIONAL LIFE INSURANCE COMPANY	IA	9/5/1979	7/28/1980	\$29,479,225	\$12,707,799	\$1,329,447	Life; Disability, Excluding Managed Care
71153	TALCOTT RESOLUTION LIFE AND ANNUITY INSURANCE COMPANY	CT	1/9/1956	3/3/1971	\$29,633,535,717	\$626,632,214	\$170,122,849	Disability, Excluding Managed Care; Variable Contracts; Life
88072	TALCOTT RESOLUTION LIFE INSURANCE COMPANY	CT	2/16/1978	7/24/1978	\$84,413,650,478	\$1,739,867,832	\$631,433,943	Life; Disability, Excluding Managed Care; Variable Contracts
69345	TEACHERS INSURANCE AND ANNUITY ASSOCIATION OF AMERICA	NY	3/4/1918	9/11/1972	\$349,970,963,426	\$41,052,886,072	\$1,462,940,040	Variable Contracts; Disability, Excluding Managed Care; Life
69396	TEXAS LIFE INSURANCE COMPANY	TX	1/9/1901	1/8/1991	\$2,073,012,893	\$233,086,379	\$71,491,668	Life

COCODE	COMPANY NAME	STATE OF DOMICILE	INCORPORATED DATE	IDAHO LICENSE DATE	TOTAL ASSETS	CAPITAL AND SURPLUS	NET INCOME	LINE(S) OF BUSINESS
60142	TIAA-CREF LIFE INSURANCE COMPANY	NY	11/20/1996	12/28/1999	\$18,838,163,433	\$824,578,273	\$61,261,608	Variable Contracts; Disability, Excluding Managed Care; Life
92908	TIER ONE INSURANCE COMPANY	NE	6/11/1981	1/4/1982	\$98,790,329	\$51,059,217	(\$20,146,169)	Life; Disability, Excluding Managed Care
77674	TOWN & COUNTRY LIFE INSURANCE COMPANY dba Samera Health	UT	4/13/1955	9/26/1984	\$10,534,348	\$7,353,595	(\$8,609)	Life; Disability, Excluding Managed Care
69566	TRANS WORLD ASSURANCE COMPANY	CA	10/19/1962	12/19/1977	\$344,052,082	\$88,244,250	\$2,171,171	Life
70688	TRANSAMERICA FINANCIAL LIFE INSURANCE COMPANY	NY	10/3/1947	10/3/1995	\$28,433,410,173	\$831,344,487	\$222,383,994	Disability, Excluding Managed Care; Life; Variable Contracts
86231	TRANSAMERICA LIFE INSURANCE COMPANY	IA	4/19/1961	5/11/1971	\$179,107,004,426	\$5,925,474,857	\$2,350,864,453	Disability, Excluding Managed Care; Variable Contracts; Life
92525	TRUASSURE INSURANCE COMPANY	IL	5/24/1979	3/1/2013	\$10,079,393	\$6,871,995	(\$2,670,282)	Disability, Excluding Managed Care
82252	TRUSPIRE RETIREMENT INSURANCE COMPANY	TX	8/6/1964	5/18/2011	\$55,667,245	\$14,711,911	\$1,989,363	Life
61425	TRUSTMARK INSURANCE COMPANY	IL	1/18/1913	5/7/1924	\$2,130,804,371	\$397,431,020	\$21,641,853	Life; Disability, Excluding Managed Care
62863	TRUSTMARK LIFE INSURANCE COMPANY	IL	1/25/1925	8/1/1951	\$228,921,497	\$149,414,690	\$2,262,079	Disability, Excluding Managed Care; Life
84530	U.S. FINANCIAL LIFE INSURANCE COMPANY	AZ	9/30/1974	10/22/2002	\$198,451,436	\$92,974,353	\$999,310	Life
11121	UNIFIED LIFE INSURANCE COMPANY	TX	5/15/2001	12/21/2001	\$190,991,930	\$23,333,006	(\$575,402)	Life; Disability, Excluding Managed Care
91529	UNIMERICA INSURANCE COMPANY	WI	12/1/1980	10/21/2002	\$424,462,718	\$203,631,555	\$22,206,248	Life; Disability, Excluding Managed Care
62596	UNION FIDELITY LIFE INSURANCE COMPANY	KS	9/2/1925	12/20/1948	\$18,784,941,735	\$1,273,828,620	\$184,492,358	Disability, Excluding Managed Care; Life
69744	UNION LABOR LIFE INSURANCE COMPANY (THE)	MD	10/26/1925	6/11/1973	\$5,424,995,732	\$234,011,615	\$32,275,368	Disability, Excluding Managed Care; Life; Variable Contracts
70408	UNION SECURITY INSURANCE COMPANY	IA	3/26/1910	1/1/1963	\$2,730,864,378	\$128,219,527	\$20,298,611	Life; Variable Contracts; Small Group Risk Assuming Carrier; Disability, Excluding Managed Care
92916	UNITED AMERICAN INSURANCE COMPANY	NE	8/14/1981	2/26/1982	\$787,209,349	\$176,862,753	(\$7,709,809)	Disability, Excluding Managed Care; Life
85766	UNITED CONCORDIA INSURANCE COMPANY	AZ	10/20/1975	12/6/1991	\$350,219,465	\$212,587,473	\$33,121,933	Life; Disability, Excluding Managed Care
87645	UNITED FIDELITY LIFE INSURANCE COMPANY	TX	9/1/1977	8/31/1978	\$1,115,270,869	\$899,757,044	\$730,601	Life; Disability, Excluding Managed Care
63983	UNITED HERITAGE LIFE INSURANCE COMPANY	ID	12/30/1948	12/30/1948	\$736,832,252	\$82,238,605	\$3,620,368	Life; Disability, Excluding Managed Care
69922	UNITED HOME LIFE INSURANCE COMPANY	IN	11/23/1948	11/15/1956	\$229,147,286	\$44,307,088	\$6,714,049	Life; Disability, Excluding Managed Care
69930	UNITED INSURANCE COMPANY OF AMERICA	IL	10/15/1927	10/27/1950	\$4,166,458,133	\$128,376,312	\$20,862,661	Life; Disability, Excluding Managed Care
69973	UNITED LIFE INSURANCE COMPANY	IA	5/3/1962	8/4/1987	\$6,416,236,050	\$291,118,704	\$1,906,864	Disability, Excluding Managed Care; Life
92703	UNITED NATIONAL LIFE INSURANCE COMPANY OF AMERICA	NE	12/14/1960	11/25/1992	\$81,300,086	\$43,546,073	\$9,803,254	Disability, Excluding Managed Care; Life
69868	UNITED OF OMAHA LIFE INSURANCE COMPANY	NE	8/9/1926	3/4/1927	\$40,051,150,297	\$2,653,143,967	\$302,155,983	Disability, Excluding Managed Care; Variable Contracts; Life
42129	UNITED SECURITY ASSURANCE COMPANY OF PENNSYLVANIA	PA	10/22/1982	8/18/2009	\$77,862,884	\$11,595,934	(\$379,770)	Disability, Excluding Managed Care; Life
70106	UNITED STATES LIFE INSURANCE COMPANY IN THE CITY OF NEW YORK	NY	02/01/1850	11/17/1961	\$33,160,251,722	\$2,166,752,737	\$212,740,347	Life; Disability, Excluding Managed Care
72850	UNITED WORLD LIFE INSURANCE COMPANY	NE	1/28/1970	8/10/1970	\$136,629,215	\$60,695,441	\$3,914,495	Life; Disability, Excluding Managed Care
79413	UNITEDHEALTHCARE INSURANCE COMPANY	CT	3/24/1972	11/30/1972	\$21,621,021,102	\$7,178,658,027	\$3,295,312,984	Life; Disability, Excluding Managed Care; Small Group Risk Assuming Carrier
84549	UNITEDHEALTHCARE INSURANCE COMPANY OF AMERICA	IL	3/29/1974	8/23/1983	\$232,750,668	\$89,247,342	\$9,448,229	Disability, Excluding Managed Care; Life
97179	UNITEDHEALTHCARE LIFE INSURANCE COMPANY	WI	2/23/1966	4/16/1991	\$199,160,370	\$110,067,694	\$16,717,667	Disability, Excluding Managed Care; Life
63819	UNITY FINANCIAL LIFE INSURANCE COMPANY	OH	5/6/1964	7/24/1996	\$503,370,811	\$25,259,685	\$4,760,812	Life
70130	UNIVERSAL GUARANTY LIFE INSURANCE COMPANY	OH	11/15/1966	6/16/1993	\$369,227,482	\$104,126,189	\$846,908	Disability, Excluding Managed Care; Life
67601	UNUM INSURANCE COMPANY	ME	8/6/1965	9/23/1968	\$165,605,040	\$74,454,721	\$26,794,462	Disability, Excluding Managed Care; Life
62235	UNUM LIFE INSURANCE COMPANY OF AMERICA	ME	8/24/1966	6/18/1970	\$24,192,101,369	\$1,493,560,663	\$711,757,350	Variable Contracts; Life; Disability, Excluding Managed Care
78093	UPSTREAM LIFE INSURANCE COMPANY	TX	1/5/1912	12/20/1988	\$386,100,868	\$27,017,911	\$2,541,991	Life
14165	US Alliance Life and Security Company	ND	6/6/2011	9/5/2023	\$124,113,938	\$8,409,886	\$889,511	Life; Disability, Excluding Managed Care
97772	US HEALTH and LIFE INSURANCE COMPANY	MI	1/11/1982	5/16/1988	\$130,334,852	\$32,637,693	(\$243,624)	Life; Disability, Excluding Managed Care
69663	USAA LIFE INSURANCE COMPANY	TX	6/24/1963	9/14/1966	\$31,727,506,454	\$2,903,347,076	\$80,360,739	Variable Contracts; Disability, Excluding Managed Care; Life
94358	USABLE LIFE	AR	4/20/1978	11/8/1996	\$539,396,217	\$244,471,640	\$23,927,282	Disability, Excluding Managed Care; Life
68632	VANTIS LIFE INSURANCE COMPANY	DE	8/23/1963	7/12/2005	\$420,353,450	\$75,833,327	\$6,916,022	Life; Disability, Excluding Managed Care
70238	VARIABLE ANNUITY LIFE INSURANCE COMPANY (THE)	TX	8/21/1968	12/19/1969	\$85,037,392,567	\$1,967,471,630	\$156,011,030	Variable Contracts; Life
80942	VENERABLE INSURANCE AND ANNUITY COMPANY	IA	1/2/1973	5/25/1973	\$24,594,759,285	\$1,496,516,958	\$63,204,892	Disability, Excluding Managed Care; Variable Contracts; Life
86509	VOYA RETIREMENT INSURANCE AND ANNUITY COMPANY	CT	4/10/1954	11/17/1976	\$128,428,908,314	\$2,033,273,269	\$685,877,254	Variable Contracts; Disability, Excluding Managed Care; Life
70319	WASHINGTON NATIONAL INSURANCE COMPANY	IN	5/26/1923	11/20/1923	\$5,989,629,794	\$275,643,463	\$157,570,403	Life; Disability, Excluding Managed Care; Variable Contracts
64467	WELLCARE HEALTH INSURANCE COMPANY OF KENTUCKY, INC.	KY	3/27/1962	7/19/1983	\$922,064,218	\$345,061,627	(\$72,228,247)	Disability, Excluding Managed Care; Life
83445	WELLCARE HEALTH INSURANCE OF ARIZONA, INC.	AZ	11/14/1972	3/19/1991	\$260,712,825	\$52,117,223	(\$24,929,794)	Disability, Excluding Managed Care; Life
10155	WELLCARE PRESCRIPTION INSURANCE, INC.	AZ	3/24/2005	12/6/2006	\$6,855,618,530	\$730,314,032	\$192,557,589	Disability, Excluding Managed Care
80314	WELLPOINT LIFE & HEALTH INSURANCE COMPANY	IN	6/11/1971	7/21/1981	\$1,182,341,235	\$198,953,683	\$70,284,495	Life; Disability, Excluding Managed Care
70335	WEST COAST LIFE INSURANCE COMPANY	NE	2/8/1915	1/1/1916	\$4,024,998,152	\$337,761,683	\$89,844,333	Disability, Excluding Managed Care; Life
70483	WESTERN AND SOUTHERN LIFE INSURANCE COMPANY (THE)	OH	02/23/1888	8/16/1957	\$12,904,174,452	\$7,266,695,541	\$423,332,165	Life; Disability, Excluding Managed Care
85189	WESTERN UNITED LIFE INSURANCE COMPANY	TX	1/2/1975	10/5/2009	\$1,908,497,063	\$130,328,675	\$4,744,621	Disability, Excluding Managed Care; Life
92622	WESTERN-SOUTHERN LIFE ASSURANCE COMPANY	OH	12/1/1980	1/6/1982	\$35,071,018,706	\$2,025,299,330	\$192,300,260	Variable Contracts; Disability, Excluding Managed Care; Life
62413	WILCAC LIFE INSURANCE COMPANY	IL	2/8/1911	7/9/1952	\$4,985,099,868	\$260,152,366	\$47,528,045	Disability, Excluding Managed Care; Life
66230	WILLIAM PENN LIFE INSURANCE COMPANY OF NEW YORK	NY	9/12/1962	8/2/2002	\$1,600,598,835	\$187,128,842	\$73,693,334	Life
66133	WILTON REASSURANCE COMPANY	MN	12/4/1900	7/28/1987	\$24,402,239,585	\$964,641,227	\$103,979,367	Disability, Excluding Managed Care; Life
60704	WILTON REASSURANCE LIFE COMPANY OF NEW YORK	NY	3/23/1955	7/31/1958	\$6,835,246,470	\$305,435,110	\$27,268,327	Disability, Excluding Managed Care; Life; Variable Contracts
68420	WMI MUTUAL INSURANCE COMPANY	UT	7/1/1987	12/17/1996	\$16,854,996	\$10,839,343	\$35,551	Disability, Excluding Managed Care; Life

COCODE	COMPANY NAME	STATE OF DOMICILE	INCORPORATED DATE	IDAHO LICENSE DATE	TOTAL ASSETS	CAPITAL AND SURPLUS	NET INCOME	LINE(S) OF BUSINESS
80055	WYSH LIFE AND HEALTH INSURANCE COMPANY	WI	2/28/1972	1/21/1998	\$33,984,849	\$25,094,512	(\$11,372,696)	Disability, Excluding Managed Care; Life
90557	ZURICH AMERICAN LIFE INSURANCE COMPANY	IL	12/14/1979	8/17/1981	\$17,780,599,642	\$151,603,688	(\$12,782,872)	Disability, Excluding Managed Care; Variable Contracts; Life
87726	BRIGHTHOUSE LIFE INSURANCE COMPANY	DE	07/17/1863	06/25/1893	\$190,204,704,446	\$3,673,337,218	(\$1,294,374,680)	Disability, Excluding Managed Care; Variable Contracts; Life
80578	PHYSICIANS MUTUAL INSURANCE COMPANY	NE	3/15/1902	8/2/1965	\$2,909,622,093	\$1,275,734,259	\$35,910,543	Marine and Transportation; Disability, Excluding Managed Care

# PROPERTY & CASUALTY COMPANIES



COCODE	COMPANY NAME	STATE OF DOMICILE	INCORPORATED DATE	IDAHO LICENSE DATE	TOTAL ASSETS	CAPITAL AND SURPLUS	NET INCOME	LINE(S) OF BUSINESS
36404	21ST CENTURY CASUALTY COMPANY	CA	9/8/1987	7/30/2009	\$47,303,871	\$13,498,750	\$323,794	Property; Casualty, Excluding Workers' Compensation; Casualty, Excluding Workers' Compensation; Property
34789	21ST CENTURY CENTENNIAL INSURANCE COMPANY	PA	7/7/1977	11/17/1981	\$243,773,943	\$236,068,340	\$2,644,246	Property; Marine and Transportation; Disability, Excluding Managed Care; Casualty, Excluding Workers' Compensation
12963	21ST CENTURY INSURANCE COMPANY	CA	11/1/1967	3/16/2001	\$1,218,800,716	\$1,205,403,959	\$35,006,805	Casualty, Excluding Workers' Compensation; Property; Marine and Transportation
32220	21ST CENTURY NORTH AMERICA INSURANCE COMPANY	NY	9/19/1985	9/30/1985	\$683,040,158	\$672,251,349	\$16,866,210	Surety Including Fidelity; Property; Marine and Transportation; Casualty, Excluding Workers' Compensation
20796	21ST CENTURY PREMIER INSURANCE COMPANY	PA	02/06/1866	7/3/1919	\$124,661,374	\$115,321,210	\$3,492,457	Disability, Excluding Managed Care; Surety Including Fidelity; Casualty, Excluding Workers' Compensation; Property; Marine and Transportation
31325	ACADIA INSURANCE COMPANY	IA	4/2/1992	11/6/2008	\$241,002,635	\$58,935,853	\$1,549,999	Property; Disability, Excluding Managed Care; Surety Including Fidelity; Casualty, Including Workers' Compensation; Marine and Transportation
10220	ACCELERANT NATIONAL INSURANCE COMPANY	DE	10/1/1994	9/24/2001	\$489,941,013	\$75,593,181	(\$13,346,553)	Marine and Transportation; Surety Including Fidelity; Disability, Excluding Managed Care; Property; Casualty, Excluding Workers' Compensation
10349	ACCEPTANCE CASUALTY INSURANCE COMPANY	NE	1/19/1920	7/10/1951	\$277,917,977	\$97,671,922	\$7,456,666	Surety Including Fidelity; Property; Marine and Transportation; Casualty, Excluding Workers' Compensation; ; ;
12304	ACCIDENT FUND GENERAL INSURANCE COMPANY	MI	6/20/2005	5/1/2009	\$323,461,498	\$119,781,247	\$4,969,191	Casualty, Including Workers' Compensation
10166	ACCIDENT FUND INSURANCE COMPANY OF AMERICA	MI	11/10/1994	10/1/2002	\$5,885,616,308	\$1,974,948,762	\$165,106,954	Surety Including Fidelity; Casualty, Including Workers' Compensation; Marine and Transportation; Property
12305	ACCIDENT FUND NATIONAL INSURANCE COMPANY	MI	6/20/2005	5/1/2009	\$179,459,745	\$93,808,275	\$4,697,624	Casualty, Including Workers' Compensation
26379	ACCREDITED SURETY AND CASUALTY COMPANY, INC.	FL	7/7/1971	7/16/1997	\$594,861,088	\$52,094,267	(\$15,202,487)	Surety Including Fidelity; Marine and Transportation; Property; Casualty, Including Workers' Compensation
22667	ACE AMERICAN INSURANCE COMPANY	PA	11/1/1945	4/25/1968	\$33,099,621,470	\$5,367,783,050	\$987,600,421	Casualty, Including Workers' Compensation; Surety Including Fidelity; Marine and Transportation; Property; Disability, Excluding Managed Care
20702	ACE FIRE UNDERWRITERS INSURANCE COMPANY	PA	12/24/1941	8/29/1968	\$143,145,957	\$90,862,233	\$2,657,831	Property; Disability, Excluding Managed Care; Marine and Transportation; Surety Including Fidelity; Casualty, Including Workers' Compensation
20699	ACE PROPERTY AND CASUALTY INSURANCE COMPANY	PA	06/05/1819	12/18/1884	\$17,309,877,143	\$3,862,645,760	\$576,105,985	Casualty, Including Workers' Compensation; Marine and Transportation; Surety Including Fidelity; Property; Disability, Excluding Managed Care
19984	ACIG INSURANCE COMPANY	IL	1/25/1985	10/23/1995	\$714,612,501	\$196,951,781	\$6,502,558	Casualty, Including Workers' Compensation; Surety Including Fidelity; Property; Marine and Transportation
22950	ACSTAR INSURANCE COMPANY	IL	11/23/1970	7/2/1973	\$42,949,510	\$19,325,392	\$1,139,581	Surety Including Fidelity; Property; Disability, Excluding Managed Care; Marine and Transportation; Casualty, Excluding Workers' Compensation
14184	ACUITY, A MUTUAL INSURANCE COMPANY	WI	8/1/1925	5/27/1981	\$7,426,420,819	\$3,229,180,194	\$166,170,767	Surety Including Fidelity; Casualty, Including Workers' Compensation; Marine and Transportation; Property
44318	ADMIRAL INDEMNITY COMPANY	DE	4/6/1992	5/24/2001	\$81,142,849	\$49,338,646	\$1,338,166	Property; Casualty, Excluding Workers' Compensation; Marine and Transportation; Surety Including Fidelity
33898	AEGIS SECURITY INSURANCE COMPANY	PA	5/25/1977	3/3/1986	\$141,506,927	\$43,347,075	(\$479,906)	Property; Surety Including Fidelity; Casualty, Excluding Workers' Compensation; Disability, Excluding Managed Care; Marine and Transportation
10014	AFFILIATED FM INSURANCE COMPANY	RI	5/6/1949	6/2/1965	\$5,643,553,613	\$3,679,668,918	\$297,744,203	Casualty, Excluding Workers' Compensation; Surety Including Fidelity; Marine and Transportation; Property
22837	AGCS MARINE INSURANCE COMPANY	IL	10/31/1961	10/5/1982	\$406,632,068	\$186,520,648	\$6,644,285	Marine and Transportation; Property; Casualty, Excluding Workers' Compensation
42757	AGRI GENERAL INSURANCE COMPANY	IA	6/7/1983	10/25/1990	\$472,150,925	\$470,601,541	\$1,939,354	Casualty, Excluding Workers' Compensation; Marine and Transportation; Property
40258	AIG ASSURANCE COMPANY	IL	11/26/1946	1/23/1992	\$31,869,194	\$29,518,112	\$175,138	Property; Marine and Transportation; Casualty, Including Workers' Compensation
19402	AIG PROPERTY CASUALTY COMPANY	IL	05/17/1871	8/21/1952	\$79,517,644	\$50,725,254	\$1,038,400	Property; Surety Including Fidelity; Disability, Excluding Managed Care; Casualty, Including Workers' Compensation; Marine and Transportation
19399	AIU INSURANCE COMPANY	NY	12/1/1913	4/1/1962	\$133,488,536	\$75,038,506	\$1,696,655	Surety Including Fidelity; Property; Casualty, Including Workers' Compensation; Marine and Transportation
10957	ALAMANCE INSURANCE COMPANY	IL	11/30/1998	12/1/2007	\$609,723,055	\$450,949,058	\$23,530,703	Casualty, Excluding Workers' Compensation; Property; Surety Including Fidelity; Marine and Transportation
38733	ALASKA NATIONAL INSURANCE COMPANY	AK	4/30/1979	3/22/1991	\$1,230,544,870	\$556,147,056	\$32,885,455	Marine and Transportation; Property; Casualty, Including Workers' Compensation; Surety Including Fidelity
24899	ALEA NORTH AMERICA INSURANCE COMPANY	NY	6/30/1932	8/27/1984	\$70,528,993	\$46,020,217	\$517,094	Surety Including Fidelity; Disability, Excluding Managed Care; Marine and Transportation; Casualty, Including Workers' Compensation; Property
10942	ALESTRI INSURANCE COMPANY	WA	5/8/1998	6/15/2001	\$7,207,458	\$7,148,047	\$166,717	Property; Marine and Transportation; Casualty, Excluding Workers' Compensation
20222	ALL AMERICA INSURANCE COMPANY	OH	4/12/1961	5/9/2016	\$402,287,957	\$184,883,929	\$1,087,795	Marine and Transportation; Surety Including Fidelity; Property; Casualty, Including Workers' Compensation
13285	ALLEGHENY CASUALTY COMPANY	NJ	4/15/1936	12/19/1995	\$60,381,038	\$33,743,590	\$2,684,137	Surety Including Fidelity
19186	ALLIANCE INSURANCE COMPANY, INC.	KS	12/21/1959	3/27/1975	\$35,899,155	\$13,817,179	\$1,039,487	Surety Including Fidelity; Casualty, Excluding Workers' Compensation; Property; Marine and Transportation
35300	ALLIANZ GLOBAL RISKS US INSURANCE COMPANY	IL	9/16/1977	12/31/1977	\$8,386,450,937	\$2,388,304,213	\$208,214,045	Casualty, Including Workers' Compensation; Surety Including Fidelity; Marine and Transportation; Property
21911	ALLIANZ REINSURANCE AMERICA, INC.	CA	5/25/1956	1/14/1982	\$2,897,516,711	\$232,570,787	\$21,266,881	Casualty, Excluding Workers' Compensation; Property; Disability, Excluding Managed Care; Marine and Transportation; Surety Including Fidelity
10127	ALLIED INSURANCE COMPANY OF AMERICA	OH	2/16/2005	12/1/2013	\$27,399,513	\$17,545,320	\$429,495	Property; Surety Including Fidelity; Casualty, Including Workers' Compensation; Marine and Transportation
42579	ALLIED PROPERTY AND CASUALTY INSURANCE COMPANY	IA	4/29/1983	11/3/1989	\$159,617,351	\$64,024,601	\$1,430,179	Surety Including Fidelity; Casualty, Excluding Workers' Compensation; Property; Marine and Transportation
22730	ALLIED WORLD INSURANCE COMPANY	NH	8/18/1986	1/3/1995	\$6,398,410,239	\$2,939,088,018	\$337,881,096	Marine and Transportation; Surety Including Fidelity; Property; Casualty, Excluding Workers' Compensation
10690	ALLIED WORLD NATIONAL ASSURANCE COMPANY	NH	9/12/1996	9/13/2007	\$1,203,480,517	\$334,664,945	\$59,898,775	Surety Including Fidelity; Casualty, Excluding Workers' Compensation; Property; Marine and Transportation

COCODE	COMPANY NAME	STATE OF DOMICILE	INCORPORATED DATE	IDAHO LICENSE DATE	TOTAL ASSETS	CAPITAL AND SURPLUS	NET INCOME	LINE(S) OF BUSINESS
16624	ALLIED WORLD SPECIALTY INSURANCE COMPANY	DE	1/14/1972	10/30/1981	\$2,971,361,354	\$1,114,133,007	\$167,703,236	Surety Including Fidelity; Marine and Transportation; Property; Casualty, Excluding Workers' Compensation
10212	ALLMERICA FINANCIAL ALLIANCE INSURANCE COMPANY	NH	4/26/1995	10/13/1995	\$28,617,781	\$28,586,725	\$677,122	Marine and Transportation; Casualty, Including Workers' Compensation; Property; Surety Including Fidelity
41840	ALLMERICA FINANCIAL BENEFIT INSURANCE COMPANY	MI	6/19/1976	6/4/1984	\$105,518,736	\$105,384,548	\$1,742,332	Casualty, Including Workers' Compensation; Surety Including Fidelity; Property; Marine and Transportation
29688	ALLSTATE FIRE AND CASUALTY INSURANCE COMPANY	IL	9/6/1972	5/27/1981	\$41,414,667	\$33,759,545	\$325,492	Surety Including Fidelity; Marine and Transportation; Property; Casualty, Excluding Workers' Compensation
19240	ALLSTATE INDEMNITY COMPANY	IL	7/7/1960	11/2/1961	\$45,888,633	\$35,886,078	\$1,031,181	Casualty, Including Workers' Compensation; Surety Including Fidelity; Marine and Transportation; Property
19232	ALLSTATE INSURANCE COMPANY	IL	2/9/1931	5/9/1947	\$70,465,968,481	\$16,273,984,672	\$3,949,257,523	Property; Marine and Transportation; Disability, Excluding Managed Care; Casualty, Including Workers' Compensation; Surety Including Fidelity
11110	ALLSTATE NORTH AMERICAN INSURANCE COMPANY	IL	3/29/2001	6/3/2024	\$19,369,153	\$19,131,782	\$428,502	Property; Marine and Transportation; Casualty, Excluding Workers' Compensation; Surety Including Fidelity; Mortgage Guaranty; Disability, Excluding Managed Care
36455	ALLSTATE NORTHBROOK INDEMNITY COMPANY	IL	12/20/1978	8/12/1981	\$55,967,574	\$55,741,939	\$600,723	Marine and Transportation; Surety Including Fidelity; Disability, Excluding Managed Care; Casualty, Including Workers' Compensation; Property
17230	ALLSTATE PROPERTY AND CASUALTY INSURANCE COMPANY	IL	2/14/1985	6/15/2001	\$39,101,921	\$27,182,000	\$206,673	Marine and Transportation; Surety Including Fidelity; Property; Casualty, Excluding Workers' Compensation
37907	ALLSTATE VEHICLE AND PROPERTY INSURANCE COMPANY	IL	8/20/1979	9/2/1982	\$82,924,323	\$51,060,910	\$895,575	Surety Including Fidelity; Property; Casualty, Excluding Workers' Compensation; Marine and Transportation
38156	ALPHA PROPERTY & CASUALTY INSURANCE COMPANY	WI	12/19/1979	10/23/1995	\$20,439,301	\$15,390,785	\$347,039	Casualty, Excluding Workers' Compensation; Marine and Transportation; Property
32450	ALPS PROPERTY & CASUALTY INSURANCE COMPANY	MT	9/22/1986	9/30/2013	\$181,454,547	\$72,149,407	\$15,309,678	Casualty, Excluding Workers' Compensation
18708	AMBAC ASSURANCE CORPORATION	WI	2/25/1970	2/19/1971	\$1,584,095,795	\$789,158,633	(\$45,576,068)	Surety Including Fidelity
19100	AMCO INSURANCE COMPANY	IA	12/31/1958	7/7/1965	\$560,196,398	\$205,756,162	\$3,716,699	Surety Including Fidelity; Casualty, Including Workers' Compensation; Property; Marine and Transportation; Casualty, Including Workers' Compensation; Property; Marine and Transportation
12548	AMERICAN AGRI-BUSINESS INSURANCE COMPANY	TX	5/21/1948	12/5/2000	\$2,373,050,836	\$97,661,438	\$15,619,806	Casualty, Excluding Workers' Compensation; Property
10103	AMERICAN AGRICULTURAL INSURANCE COMPANY	IN	5/26/1948	5/14/2021	\$2,023,552,181	\$766,404,599	\$81,617,253	Marine and Transportation; Casualty, Excluding Workers' Compensation; Property
19720	AMERICAN ALTERNATIVE INSURANCE CORPORATION	DE	6/14/1995	7/31/1998	\$634,066,449	\$204,446,767	\$29,739,449	Disability, Excluding Managed Care; Surety Including Fidelity; Marine and Transportation; Property; Casualty, Including Workers' Compensation
21849	AMERICAN AUTOMOBILE INSURANCE COMPANY	MO	12/14/1911	10/24/1924	\$205,938,351	\$88,509,828	\$2,039,943	Disability, Excluding Managed Care; Marine and Transportation; Property; Casualty, Including Workers' Compensation; Surety Including Fidelity
10111	AMERICAN BANKERS INSURANCE COMPANY OF FLORIDA	FL	10/29/1947	11/21/1950	\$2,858,441,278	\$569,052,950	\$225,667,127	Disability, Excluding Managed Care; Surety Including Fidelity; Marine and Transportation; Property; Casualty, Excluding Workers' Compensation
11240	AMERICAN BUILDERS INSURANCE COMPANY	DE	3/22/1984	9/13/2023	\$194,504,201	\$68,128,495	\$522,203	Surety Including Fidelity; Casualty, Excluding Workers' Compensation; Marine and Transportation; Property
20427	AMERICAN CASUALTY COMPANY OF READING, PENNSYLVANIA	PA	7/31/1902	10/20/1939	\$95,573,251	\$95,495,130	\$5,394,598	Surety Including Fidelity; Marine and Transportation; Casualty, Including Workers' Compensation; Disability, Excluding Managed Care; Property
19941	AMERICAN COMMERCE INSURANCE COMPANY	OH	9/18/1946	6/19/1957	\$369,627,620	\$119,497,819	\$5,333,788	Disability, Excluding Managed Care; Casualty, Excluding Workers' Compensation; Marine and Transportation; Property
45934	AMERICAN COMPENSATION INSURANCE COMPANY	MN	12/6/1991	3/1/2008	\$30,889,314	\$28,275,116	\$266,930	Casualty, Including Workers' Compensation
10216	AMERICAN CONTRACTORS INDEMNITY COMPANY	CA	9/25/1990	2/23/1999	\$848,815,131	\$106,710,639	(\$4,762,630)	Surety Including Fidelity
19690	AMERICAN ECONOMY INSURANCE COMPANY	IN	9/23/1959	10/20/1965	\$21,476,128	\$21,376,526	\$428,960	Marine and Transportation; Surety Including Fidelity; Disability, Excluding Managed Care; Casualty, Including Workers' Compensation; Property
37990	AMERICAN EMPIRE INSURANCE COMPANY	OH	11/26/1979	8/26/1981	\$22,102,017	\$22,099,836	\$552,026	Surety Including Fidelity; Marine and Transportation; Property; Casualty, Excluding Workers' Compensation
10819	AMERICAN EQUITY SPECIALTY INSURANCE COMPANY	CT	1/29/1997	7/21/1999	\$30,587,631	\$30,370,546	\$790,044	Marine and Transportation; Casualty, Excluding Workers' Compensation; Property
29068	AMERICAN FAMILY CONNECT PROPERTY AND CASUALTY INSURANCE COMPANY	WI	12/12/1972	8/4/2004	\$1,475,593,054	\$589,798,976	\$19,348,115	Marine and Transportation; Property; Casualty, Excluding Workers' Compensation; Disability, Excluding Managed Care
23450	AMERICAN FAMILY HOME INSURANCE COMPANY	FL	1/28/1965	9/6/1983	\$128,228,669	\$53,521,897	\$38,842,345	Casualty, Including Workers' Compensation; Surety Including Fidelity; Property; Marine and Transportation
10386	AMERICAN FAMILY INSURANCE COMPANY	WI	11/21/1995	12/1/2014	\$71,668,906	\$31,790,144	\$2,279,970	Marine and Transportation; Property; Casualty, Including Workers' Compensation
19275	AMERICAN FAMILY MUTUAL INSURANCE COMPANY, S.I.	WI	5/18/1927	4/5/2001	\$33,872,933,415	\$10,025,929,240	\$2,490,913,439	Surety Including Fidelity; Disability, Excluding Managed Care; Property; Casualty, Including Workers' Compensation; Marine and Transportation
41475	AMERICAN FARMERS & RANCHERS MUTUAL INSURANCE COMPANY	OK	1/1/1982	5/3/2005	\$221,234,519	\$72,781,960	(\$8,071,811)	Casualty, Excluding Workers' Compensation; Property
24066	AMERICAN FIRE AND CASUALTY COMPANY	NH	1/1/1906	5/27/1981	\$48,105,574	\$45,915,922	\$1,145,110	Marine and Transportation; Property; Casualty, Including Workers' Compensation; Surety Including Fidelity
26247	AMERICAN GUARANTEE AND LIABILITY INSURANCE COMPANY	NY	7/17/1939	12/12/1939	\$288,524,520	\$183,247,367	\$4,667,407	Surety Including Fidelity; Property; Casualty, Including Workers' Compensation; Marine and Transportation
43494	AMERICAN HALLMARK INSURANCE COMPANY OF TEXAS	TX	2/17/1982	6/20/2005	\$333,172,143	\$85,108,020	(\$5,986,224)	Surety Including Fidelity; Property; Casualty, Excluding Workers' Compensation; Marine and Transportation
19380	AMERICAN HOME ASSURANCE COMPANY	NY	02/07/1899	4/1/1962	\$19,071,533,421	\$5,415,333,998	\$414,134,323	Property; Disability, Excluding Managed Care; Marine and Transportation; Casualty, Including Workers' Compensation; Surety Including Fidelity
31895	AMERICAN INTERSTATE INSURANCE COMPANY	NE	12/21/1973	1/6/1997	\$889,150,481	\$235,090,539	\$50,786,649	Marine and Transportation; Casualty, Including Workers' Compensation; Surety Including Fidelity; Property
16810	AMERICAN MERCURY INSURANCE COMPANY	OK	11/30/1962	10/11/1977	\$225,493,680	\$148,801,185	\$11,345,631	Marine and Transportation; Casualty, Excluding Workers' Compensation; Property; Surety Including Fidelity

COCODE	COMPANY NAME	STATE OF DOMICILE	INCORPORATED DATE	IDAHO LICENSE DATE	TOTAL ASSETS	CAPITAL AND SURPLUS	NET INCOME	LINE(S) OF BUSINESS
23469	AMERICAN MODERN HOME INSURANCE COMPANY	OH	1/25/1965	1/27/1975	\$1,693,334,712	\$87,586,931	\$177,134,089	Disability, Excluding Managed Care; Marine and Transportation; Property; Surety Including Fidelity; Casualty, Including Workers' Compensation
42722	AMERICAN MODERN PROPERTY & CASUALTY INSURANCE COMPANY	OH	5/12/1982	10/21/2014	\$509,185,104	\$112,946,118	\$55,077,607	Marine and Transportation; Property; Casualty, Excluding Workers' Compensation
38652	AMERICAN MODERN SELECT INSURANCE COMPANY	OH	8/15/1980	5/20/2005	\$18,934,095	\$15,541,072	\$15,165,010	Marine and Transportation; Property; Casualty, Excluding Workers' Compensation
39942	AMERICAN NATIONAL GENERAL INSURANCE COMPANY	NE	12/30/1980	6/25/1984	\$132,023,935	\$53,440,670	\$2,099,218	Disability, Excluding Managed Care; Marine and Transportation; Casualty, Excluding Workers' Compensation; Property
28401	AMERICAN NATIONAL PROPERTY AND CASUALTY COMPANY	NE	10/3/1973	11/7/1979	\$1,971,296,066	\$774,610,629	\$62,098,847	Marine and Transportation; Disability, Excluding Managed Care; Casualty, Including Workers' Compensation; Property
12190	AMERICAN PET INSURANCE COMPANY	NY	12/7/2000	4/12/2012	\$568,166,017	\$245,484,360	\$49,006,862	Marine and Transportation
19615	AMERICAN RELIABLE INSURANCE COMPANY	AZ	8/4/1952	8/18/1958	\$29,463,833	\$16,743,588	\$390,719	Casualty, Excluding Workers' Compensation; Property; Surety Including Fidelity; Marine and Transportation; Disability, Excluding Managed Care
19631	AMERICAN ROAD INSURANCE COMPANY (THE)	MI	12/28/1959	10/11/1962	\$868,555,706	\$417,450,819	(\$8,801,082)	Surety Including Fidelity; Casualty, Excluding Workers' Compensation; Property; Marine and Transportation
42978	AMERICAN SECURITY INSURANCE COMPANY	DE	9/16/1983	12/30/1983	\$2,235,170,766	\$613,465,349	\$231,886,844	Disability, Excluding Managed Care; Marine and Transportation; Property; Casualty, Excluding Workers' Compensation
19992	AMERICAN SELECT INSURANCE COMPANY	OH	8/21/1959	3/1/2013	\$357,919,007	\$143,018,829	\$11,473,617	Property; Casualty, Including Workers' Compensation; Marine and Transportation
17965	AMERICAN SENTINEL INSURANCE COMPANY	MO	5/16/1956	2/23/2004	\$17,123,986	\$17,119,511	\$454,187	Casualty, Including Workers' Compensation; Marine and Transportation; Property; Disability, Excluding Managed Care
41998	AMERICAN SOUTHERN HOME INSURANCE COMPANY	FL	7/29/1982	9/16/2005	\$93,985,912	\$29,121,076	\$9,048,303	Property; Surety Including Fidelity; Marine and Transportation; Casualty, Excluding Workers' Compensation
19283	AMERICAN STANDARD INSURANCE COMPANY OF WISCONSIN	WI	4/5/1961	4/5/2001	\$404,231,394	\$326,603,162	\$3,063,131	Casualty, Excluding Workers' Compensation; Property
19704	AMERICAN STATES INSURANCE COMPANY	IN	7/15/1929	11/26/1965	\$54,661,211	\$49,294,075	\$2,608,418	Property; Marine and Transportation; Disability, Excluding Managed Care; Surety Including Fidelity; Casualty, Including Workers' Compensation
37214	AMERICAN STATES PREFERRED INSURANCE COMPANY	IN	8/9/1979	8/18/1981	\$16,636,845	\$15,636,698	\$455,356	Marine and Transportation; Property; Casualty, Excluding Workers' Compensation
10872	AMERICAN STRATEGIC INSURANCE CORPORATION	IN	8/18/1997	5/23/2018	\$3,430,843,329	\$1,006,331,651	\$95,321,937	Property; Casualty, Excluding Workers' Compensation
19623	AMERICAN SUMMIT INSURANCE COMPANY	TX	12/1/1955	8/18/1969	\$143,591,658	\$73,978,111	(\$1,683,833)	Property; Surety Including Fidelity; Marine and Transportation; Casualty, Including Workers' Compensation
31380	AMERICAN SURETY COMPANY	IN	3/9/1964	3/18/1997	\$512,396,048	\$502,668,052	(\$5,979,175)	Casualty, Excluding Workers' Compensation; Surety Including Fidelity
44270	AMERICAN WEST INSURANCE COMPANY	ND	12/27/1990	6/29/1995	\$55,551,360	\$16,314,918	\$1,000,618	Property; Surety Including Fidelity; Casualty, Excluding Workers' Compensation; Marine and Transportation
40142	AMERICAN ZURICH INSURANCE COMPANY	IL	8/19/1981	10/26/1982	\$257,117,686	\$202,483,180	\$4,107,608	Casualty, Including Workers' Compensation; Property; Marine and Transportation; Surety Including Fidelity
19488	AMERISURE INSURANCE COMPANY	MI	5/21/1968	3/1/2012	\$977,295,390	\$233,814,006	\$5,014,524	Surety Including Fidelity; Casualty, Including Workers' Compensation; Marine and Transportation; Property
23396	AMERISURE MUTUAL INSURANCE COMPANY	MI	9/12/1912	9/1/1950	\$2,845,614,785	\$1,213,801,033	\$43,078,730	Marine and Transportation; Casualty, Including Workers' Compensation; Surety Including Fidelity; Property
11050	AMERISURE PARTNERS INSURANCE COMPANY	MI	3/22/2000	3/1/2012	\$129,537,261	\$48,025,594	\$944,327	Casualty, Including Workers' Compensation; Marine and Transportation; Property; Surety Including Fidelity
27928	AMEX ASSURANCE COMPANY	IL	1/30/1973	9/26/1980	\$231,053,801	\$172,960,192	\$49,624,706	Marine and Transportation; Surety Including Fidelity; Disability, Excluding Managed Care; Property; Casualty, Including Workers' Compensation
16459	AMFED ADVANTAGE INSURANCE COMPANY	MS	10/17/2018	7/19/2023	\$20,573,401	\$19,775,641	\$193,001	Casualty, Including Workers' Compensation; Marine and Transportation
11963	AMFED CASUALTY INSURANCE COMPANY	MS	3/6/2004	7/19/2023	\$52,794,152	\$37,949,735	\$742,808	Marine and Transportation; Casualty, Including Workers' Compensation
11208	AMFED NATIONAL INSURANCE COMPANY	MS	11/20/2001	7/19/2023	\$170,581,333	\$75,580,494	(\$10,258,750)	Casualty, Including Workers' Compensation; Marine and Transportation
42390	AMGUARD INSURANCE COMPANY	NE	6/10/1982	1/1/2004	\$1,977,218,784	\$311,776,198	(\$103,944,295)	Casualty, Including Workers' Compensation; Marine and Transportation; Property; Surety Including Fidelity
19976	AMICA MUTUAL INSURANCE COMPANY	RI	3/1/1907	1/1/1973	\$5,932,993,256	\$2,862,269,384	\$83,534,461	Casualty, Excluding Workers' Compensation; Property; Marine and Transportation
15954	AMTRUST INSURANCE COMPANY	DE	1/10/1972	8/13/1992	\$69,580,792	\$66,663,729	\$1,369,713	Marine and Transportation; Surety Including Fidelity; Casualty, Including Workers' Compensation; Property
28207	ANTHEM INSURANCE COMPANIES, INC.	IN	5/22/1944	9/25/1992	\$6,199,441,653	\$2,062,803,440	\$266,749,193	Casualty, Excluding Workers' Compensation; Disability, Excluding Managed Care; Marine and Transportation; Property
30830	ARCH INDEMNITY INSURANCE COMPANY	MO	7/23/1969	12/15/1969	\$288,597,591	\$109,988,496	\$18,234,834	Property; Casualty, Including Workers' Compensation; Surety Including Fidelity; Marine and Transportation
11150	ARCH INSURANCE COMPANY	MO	12/15/1971	4/15/1988	\$11,982,943,263	\$2,667,441,941	\$241,153,524	Casualty, Including Workers' Compensation; Property; Marine and Transportation; Disability, Excluding Managed Care; Surety Including Fidelity
29114	ARCH MORTGAGE ASSURANCE COMPANY	WI	3/3/1969	7/28/2000	\$70,868,920	\$65,061,002	\$10,021,474	Mortgage Guaranty
18732	ARCH MORTGAGE GUARANTY COMPANY	WI	11/30/1966	4/26/1968	\$43,973,076	\$40,830,393	(\$235,352)	Mortgage Guaranty
40266	ARCH MORTGAGE INSURANCE COMPANY	WI	12/30/1980	10/23/1981	\$2,012,437,049	\$238,117,635	\$309,636,998	Mortgage Guaranty
10946	ARCH PROPERTY CASUALTY INSURANCE COMPANY	MO	7/2/1998	3/9/2022	\$150,472,853	\$150,009,170	\$658,311	Marine and Transportation; Surety Including Fidelity; Property; Casualty, Including Workers' Compensation
10348	ARCH REINSURANCE COMPANY	DE	7/20/1995	1/1/2004	\$7,382,537,238	\$3,991,004,492	\$372,772,337	Disability, Excluding Managed Care; Casualty, Including Workers' Compensation; Property; Marine and Transportation; Surety Including Fidelity
19860	ARGONAUT GREAT CENTRAL INSURANCE COMPANY	NE	2/10/1948	9/1/2010	\$37,949,146	\$30,393,017	\$882,853	Casualty, Including Workers' Compensation; Surety Including Fidelity; Marine and Transportation; Property
19801	ARGONAUT INSURANCE COMPANY	NE	5/21/1957	10/17/1957	\$2,829,213,615	\$1,497,554,767	(\$151,494,567)	Marine and Transportation; Surety Including Fidelity; Casualty, Including Workers' Compensation; Property; Disability, Excluding Managed Care
19828	ARGONAUT-MIDWEST INSURANCE COMPANY	NE	3/19/1962	11/17/1980	\$27,438,207	\$18,314,748	\$241,757	Casualty, Including Workers' Compensation; Marine and Transportation; Surety Including Fidelity; Property

COCODE	COMPANY NAME	STATE OF DOMICILE	INCORPORATED DATE	IDAHO LICENSE DATE	TOTAL ASSETS	CAPITAL AND SURPLUS	NET INCOME	LINE(S) OF BUSINESS
13900	ARI INSURANCE COMPANY	PA	6/7/1904	8/12/2024	\$36,653,198	\$35,446,971	\$178,761	Casualty, Excluding Workers' Compensation
11805	ARIZONA AUTOMOBILE INSURANCE COMPANY	AZ	2/25/2003	10/21/2009	\$23,452,147	\$11,346,372	(\$2,421,941)	Casualty, Excluding Workers' Compensation
41459	ARMED FORCES INSURANCE EXCHANGE	KS	12/1/1981	9/9/1986	\$91,540,213	\$34,501,346	(\$13,209,377)	Casualty, Excluding Workers' Compensation; Property; Marine and Transportation; Property; Marine and Transportation
24678	ARROWOOD INDEMNITY COMPANY	DE	9/30/1910	3/31/1980	#N/A	#N/A	#N/A	Marine and Transportation; Surety Including Fidelity; Casualty, Including Workers' Compensation; Property; Disability, Excluding Managed Care
23752	ASCOT INSURANCE COMPANY	CO	5/17/1968	11/26/1968	\$1,440,138,596	\$774,824,894	\$22,921,497	Disability, Excluding Managed Care; Marine and Transportation; Surety Including Fidelity; Property; Casualty, Including Workers' Compensation
30279	ASCOT SURETY & CASUALTY COMPANY	CO	2/10/1971	9/17/2013	\$613,619,659	\$566,348,164	(\$612,943)	Surety Including Fidelity
43460	ASPEN AMERICAN INSURANCE COMPANY	TX	11/13/1990	5/12/1999	\$2,645,743,264	\$1,164,877,391	\$102,389,665	Disability, Excluding Managed Care; Property; Marine and Transportation; Casualty, Including Workers' Compensation; Surety Including Fidelity
37370	ASSOCIATED LOGGERS EXCHANGE	ID	7/24/1979	7/24/1979	\$44,924,266	\$19,093,686	\$419,065	Casualty, Including Workers' Compensation
30180	ASSURED GUARANTY INC.	MD	10/25/1985	11/5/2001	\$7,057,063,228	\$3,523,845,520	\$354,839,244	Casualty, Excluding Workers' Compensation; Surety Including Fidelity
29033	ATAIN INSURANCE COMPANY	TX	4/16/1987	3/1/2008	\$122,816,119	\$74,892,985	\$2,602,509	Property; Casualty, Excluding Workers' Compensation; Marine and Transportation
23833	ATHOME INSURANCE COMPANY	NJ	12/19/1951	10/16/1981	\$17,452,016	\$16,532,611	\$564,529	Casualty, Including Workers' Compensation; Marine and Transportation; Property
27154	ATLANTIC SPECIALTY INSURANCE COMPANY	NY	6/27/1986	3/1/2005	\$4,817,775,602	\$1,056,481,580	\$267,378,438	Property; Disability, Excluding Managed Care; Surety Including Fidelity; Casualty, Including Workers' Compensation; Marine and Transportation
25422	ATRADIUS TRADE CREDIT INSURANCE, INC.	MD	1/14/1993	10/5/1998	\$269,908,605	\$177,888,915	\$20,118,528	Casualty, Excluding Workers' Compensation
13412	AUSTIN MUTUAL INSURANCE COMPANY	MN	06/11/1896	10/15/1999	\$84,612,286	\$75,368,640	\$2,756,213	Property; Casualty, Excluding Workers' Compensation; Marine and Transportation
17286	AUTO CLUB MAPFRE INSURANCE COMPANY	OH	10/5/2021	7/11/2022	\$40,187,744	\$19,050,339	(\$10,429,109)	Marine and Transportation; Property; Casualty, Excluding Workers' Compensation
19062	AUTOMOBILE INSURANCE COMPANY OF HARTFORD, CONNECTICUT (THE)	CT	8/9/1968	4/16/1970	\$1,358,152,324	\$331,524,194	\$56,301,188	Casualty, Including Workers' Compensation; Surety Including Fidelity; Marine and Transportation; Property; Disability, Excluding Managed Care
18988	AUTO-OWNERS INSURANCE COMPANY	MI	7/1/1916	12/1/2005	\$26,453,412,105	\$14,736,891,559	\$224,473,969	Marine and Transportation; Property; Surety Including Fidelity; Disability, Excluding Managed Care; Casualty, Including Workers' Compensation
10367	AVEMCO INSURANCE COMPANY	MD	3/14/1960	4/24/1964	\$150,102,625	\$47,058,858	\$9,004,058	Casualty, Excluding Workers' Compensation; Surety Including Fidelity; Disability, Excluding Managed Care; Marine and Transportation; Property
19518	AXA XL INSURANCE COMPANY AMERICAS	DE	4/19/1913	3/5/2009	\$78,168,837	\$72,443,319	\$2,362,768	Property; Casualty, Excluding Workers' Compensation; Marine and Transportation; Surety Including Fidelity; Disability, Excluding Managed Care
37273	AXIS INSURANCE COMPANY	IL	9/25/1979	1/11/1982	\$1,899,235,503	\$686,610,305	\$20,168,775	Marine and Transportation; Property; Surety Including Fidelity; Casualty, Including Workers' Compensation; Disability, Excluding Managed Care
20370	AXIS REINSURANCE COMPANY	NY	7/25/1991	11/5/1992	\$4,236,351,183	\$1,065,084,698	\$52,105,613	Property; Casualty, Excluding Workers' Compensation; Marine and Transportation; Surety Including Fidelity
15610	AXIS SPECIALTY INSURANCE COMPANY	CT	1/12/1983	3/25/2010	\$827,921,740	\$731,963,248	\$264,185,868	Disability, Excluding Managed Care
13420	BADGER MUTUAL INSURANCE COMPANY	WI	06/06/1891	5/12/2008	\$186,614,344	\$47,493,836	\$8,266,342	Casualty, Excluding Workers' Compensation; Marine and Transportation; Surety Including Fidelity; Property
33162	BANKERS INSURANCE COMPANY	FL	5/11/1976	9/8/1995	\$135,689,753	\$54,602,715	\$2,182,723	Surety Including Fidelity; Property; Casualty, Excluding Workers' Compensation; Marine and Transportation
18279	BANKERS STANDARD INSURANCE COMPANY	PA	5/19/1962	8/30/1972	\$349,845,321	\$230,308,467	\$6,540,289	Casualty, Including Workers' Compensation; Surety Including Fidelity; Disability, Excluding Managed Care; Marine and Transportation; Property
29513	BAR PLAN MUTUAL INSURANCE COMPANY (THE)	MO	11/21/1985	3/25/2004	\$35,648,683	\$15,627,811	(\$108,750)	Surety Including Fidelity
38245	BCS INSURANCE COMPANY	OH	12/5/1950	4/22/1970	\$365,736,263	\$154,220,722	\$10,536,040	Disability, Excluding Managed Care; Property; Surety Including Fidelity; Casualty, Excluding Workers' Compensation; Marine and Transportation
14402	BEARING MIDWEST CASUALTY COMPANY	KS	1/19/2012	12/1/2021	\$10,359,623	\$6,769,196	\$73,471	Casualty, Including Workers' Compensation
37540	BEAZLEY INSURANCE COMPANY, INC.	CT	8/29/1978	10/28/1981	\$1,332,209,257	\$316,502,796	(\$15,710,863)	Disability, Excluding Managed Care; Marine and Transportation; Surety Including Fidelity; Casualty, Excluding Workers' Compensation; Property
21970	BEDIVERE INSURANCE COMPANY	PA	6/1/1956	9/14/1956	#N/A	#N/A	#N/A	Marine and Transportation; Surety Including Fidelity; Casualty, Including Workers' Compensation; Property
41394	BENCHMARK INSURANCE COMPANY	KS	6/30/1964	8/25/1966	\$1,213,272,272	\$217,651,709	\$14,800,210	Property; Disability, Excluding Managed Care; Casualty, Including Workers' Compensation; Surety Including Fidelity; Marine and Transportation
15911	BERKLEY CASUALTY COMPANY	IA	2/7/1984	1/1/2009	\$109,455,852	\$31,911,822	\$1,317,713	Casualty, Including Workers' Compensation; Marine and Transportation; Surety Including Fidelity; Property
32603	BERKLEY INSURANCE COMPANY	DE	12/18/1975	7/13/1982	\$32,013,736,835	\$9,421,874,300	\$1,624,686,465	Marine and Transportation; Property; Surety Including Fidelity; Disability, Excluding Managed Care; Casualty, Including Workers' Compensation
38911	BERKLEY NATIONAL INSURANCE COMPANY	IA	9/30/1980	6/1/2008	\$207,435,340	\$93,381,243	\$3,481,745	Casualty, Including Workers' Compensation; Surety Including Fidelity; Disability, Excluding Managed Care; Marine and Transportation; Property
29580	BERKLEY REGIONAL INSURANCE COMPANY	IA	12/17/1985	4/29/1988	\$1,040,884,815	\$917,020,434	\$36,811,017	Surety Including Fidelity; Casualty, Including Workers' Compensation; Marine and Transportation; Property; Disability, Excluding Managed Care
13070	BERKSHIRE HATHAWAY ASSURANCE CORPORATION	NY	12/21/2007	4/4/2008	\$1,509,658,413	\$1,288,332,453	\$347,926,803	Surety Including Fidelity
10391	BERKSHIRE HATHAWAY DIRECT INSURANCE COMPANY	NE	3/25/1970	7/9/1975	\$810,774,873	\$222,486,655	\$8,141,449	Marine and Transportation; Casualty, Including Workers' Compensation; Surety Including Fidelity; Property; Disability, Excluding Managed Care
20044	BERKSHIRE HATHAWAY HOMESTATE INSURANCE COMPANY	NE	1/20/1970	11/25/1996	\$4,877,281,305	\$2,773,882,499	\$158,592,493	Surety Including Fidelity; Casualty, Including Workers' Compensation; Marine and Transportation; Property
22276	BERKSHIRE HATHAWAY SPECIALTY INSURANCE COMPANY	NE	02/10/1866	8/28/1962	\$8,285,502,566	\$4,598,943,890	\$368,330,684	Property; Marine and Transportation; Disability, Excluding Managed Care; Casualty, Excluding Workers' Compensation; Surety Including Fidelity
20095	BITCO GENERAL INSURANCE CORPORATION	IA	7/23/1928	9/24/1963	\$1,204,746,629	\$352,336,894	\$54,982,931	Surety Including Fidelity; Marine and Transportation; Property; Casualty, Including Workers' Compensation
20109	BITCO NATIONAL INSURANCE COMPANY	IA	10/1/1942	9/20/1963	\$184,012,093	\$91,134,762	\$16,204,019	Property; Marine and Transportation; Casualty, Including Workers' Compensation; Surety Including Fidelity
22250	BLUESHORE INSURANCE COMPANY	TX	6/19/1986	6/29/1987	\$216,562,942	\$79,834,369	\$9,450,491	Casualty, Excluding Workers' Compensation
27081	BOND SAFEGUARD INSURANCE COMPANY	SD	6/15/1971	11/28/2006	\$46,689,723	\$45,042,997	\$1,392,449	Surety Including Fidelity

COCODE	COMPANY NAME	STATE OF DOMICILE	INCORPORATED DATE	IDAHO LICENSE DATE	TOTAL ASSETS	CAPITAL AND SURPLUS	NET INCOME	LINE(S) OF BUSINESS
35599	BRIDGE CITY INSURANCE COMPANY	PA	6/22/1977	10/14/1997	\$231,624,953	\$216,139,346	\$8,689,625	Disability, Excluding Managed Care; Casualty, Excluding Workers' Compensation
19658	BRISTOL WEST INSURANCE COMPANY	OH	2/9/1968	12/16/1968	\$283,418,420	\$70,555,634	\$2,680,735	Surety Including Fidelity; Disability, Excluding Managed Care; Marine and Transportation; Casualty, Excluding Workers' Compensation; Property
13528	BROTHERHOOD MUTUAL INSURANCE COMPANY	IN	9/20/1935	4/1/1999	\$1,219,476,418	\$382,566,711	\$65,455,375	Surety Including Fidelity; Disability, Excluding Managed Care; Casualty, Including Workers' Compensation; Marine and Transportation; Property
14380	BUILD AMERICA MUTUAL ASSURANCE COMPANY	NY	3/16/2012	3/15/2013	\$498,573,622	\$245,245,945	(\$52,438,280)	Surety Including Fidelity
13544	CALIFORNIA CAPITAL INSURANCE COMPANY	CA	05/28/1898	6/26/1981	\$1,019,662,076	\$447,573,715	\$19,842,613	Property; Marine and Transportation; Casualty, Excluding Workers' Compensation
35955	CALIFORNIA CASUALTY GENERAL INSURANCE COMPANY OF OREGON	OR	9/26/1977	7/18/1987	\$29,682,695	\$6,976,995	\$197,310	Marine and Transportation; Casualty, Excluding Workers' Compensation; Property
20117	CALIFORNIA CASUALTY INDEMNITY EXCHANGE	CA	1/19/1914	1/2/1962	\$543,478,647	\$144,240,041	\$19,213,608	Casualty, Excluding Workers' Compensation; Marine and Transportation; Property
20125	CALIFORNIA CASUALTY INSURANCE COMPANY	OR	10/20/1967	10/5/1987	\$28,830,689	\$27,643,548	\$605,126	Marine and Transportation; Casualty, Excluding Workers' Compensation; Property
38865	CALIFORNIA INSURANCE COMPANY	CA	2/1/1965	6/16/1982	\$1,829,476,682	\$594,780,791	(\$29,740,456)	Surety Including Fidelity; Casualty, Including Workers' Compensation; Disability, Excluding Managed Care; Property; Marine and Transportation
36340	CAMICO MUTUAL INSURANCE COMPANY	CA	3/6/1986	12/1/1995	\$114,499,489	\$47,919,263	\$2,126,207	Casualty, Excluding Workers' Compensation
12260	CAMPED CASUALTY & INDEMNITY COMPANY, INC.	NH	5/27/1993	6/20/2012	\$20,229,635	\$20,210,039	\$379,211	Surety Including Fidelity; Property; Marine and Transportation; Casualty, Excluding Workers' Compensation
10464	CANAL INSURANCE COMPANY	SC	2/27/1939	6/4/1958	\$1,273,450,173	\$513,415,655	\$36,234,252	Casualty, Excluding Workers' Compensation; Marine and Transportation; Property
10472	CAPITOL INDEMNITY CORPORATION	WI	03/12/1841	5/2/1973	\$775,094,383	\$309,089,619	\$21,753,183	Casualty, Including Workers' Compensation; Disability, Excluding Managed Care; Property; Marine and Transportation; Surety Including Fidelity
19348	CAPSON PHYSICIANS INSURANCE COMPANY	TX	3/9/1961	10/24/2012	#N/A	#N/A	#N/A	Casualty, Excluding Workers' Compensation
10510	CAROLINA CASUALTY INSURANCE COMPANY	IA	4/18/1951	5/4/1966	\$318,003,705	\$120,190,563	\$4,603,119	Disability, Excluding Managed Care; Casualty, Including Workers' Compensation; Property; Surety Including Fidelity; Marine and Transportation
26697	CASUALTY UNDERWRITERS INSURANCE COMPANY	UT	5/30/1986	12/30/1992	\$12,034,836	\$2,606,010	(\$1,904,871)	Casualty, Excluding Workers' Compensation; Property
11255	CATERPILLAR INSURANCE COMPANY	MO	2/7/1963	11/21/2000	\$1,327,069,239	\$672,610,208	\$49,407,208	Casualty, Including Workers' Compensation; Surety Including Fidelity; Marine and Transportation; Property
20273	CEDAR INSURANCE COMPANY	NY	7/26/1991	6/7/1996	\$25,828,415	\$13,884,859	\$451,839	Surety Including Fidelity; Casualty, Excluding Workers' Compensation; Property; Marine and Transportation
11499	CENSTAT CASUALTY COMPANY	NE	5/31/2002	5/26/2009	\$30,223,108	\$25,076,427	\$484,768	Casualty, Excluding Workers' Compensation
20230	CENTRAL INSURANCE COMPANY	OH	04/17/1876	11/1/2016	\$2,236,622,716	\$1,075,097,388	\$6,540,960	Surety Including Fidelity; Property; Casualty, Including Workers' Compensation; Marine and Transportation
34274	CENTRAL STATES INDEMNITY COMPANY OF OMAHA	NE	5/20/1977	10/28/1983	\$1,051,651,819	\$847,462,544	\$17,033,334	Marine and Transportation; Casualty, Excluding Workers' Compensation; Disability, Excluding Managed Care; Property
34649	CENTRE INSURANCE COMPANY	DE	10/31/1969	7/28/1981	\$24,074,966	\$10,580,802	\$168,229	Property; Surety Including Fidelity; Marine and Transportation; Casualty, Including Workers' Compensation; Disability, Excluding Managed Care
42765	CENTURION CASUALTY COMPANY	NE	2/9/1983	7/21/1989	\$10,328,827	\$8,818,742	(\$421,565)	Marine and Transportation; Disability, Excluding Managed Care; Property; Casualty, Excluding Workers' Compensation; Surety Including Fidelity
20710	CENTURY INDEMNITY COMPANY	PA	7/2/1963	8/25/1969	\$558,072,030	\$25,000,000	(\$87,019,638)	Marine and Transportation; Property; Disability, Excluding Managed Care; Casualty, Including Workers' Compensation; Surety Including Fidelity
26905	CENTURY-NATIONAL INSURANCE COMPANY	CA	6/23/1956	12/30/1980	\$107,757,850	\$44,565,275	\$2,300,249	Casualty, Excluding Workers' Compensation; Property; Marine and Transportation
10006	CERITY INSURANCE COMPANY	NY	03/10/1875	6/15/1989	\$160,526,745	\$59,151,451	\$6,996,741	Casualty, Including Workers' Compensation; Marine and Transportation; Surety Including Fidelity; Property
25615	CHARTER OAK FIRE INSURANCE COMPANY (THE)	CT	4/29/1931	4/29/1936	\$1,365,977,748	\$275,846,850	\$53,128,833	Disability, Excluding Managed Care; Casualty, Including Workers' Compensation; Marine and Transportation; Surety Including Fidelity; Property
10642	CHEROKEE INSURANCE COMPANY	MI	7/26/1946	10/23/1973	\$880,180,862	\$379,087,749	\$37,130,544	Property; Casualty, Excluding Workers' Compensation; Surety Including Fidelity; Marine and Transportation
22810	CHICAGO INSURANCE COMPANY	IL	7/2/1956	9/1/1964	\$82,764,333	\$78,587,921	\$2,601,863	Marine and Transportation; Casualty, Excluding Workers' Compensation; Property
12777	CHUBB INDEMNITY INSURANCE COMPANY	NY	11/3/1922	1/23/1997	\$310,347,710	\$185,759,524	(\$785,372)	Surety Including Fidelity; Marine and Transportation; Casualty, Including Workers' Compensation; Property
10052	CHUBB NATIONAL INSURANCE COMPANY	IN	1/27/1993	1/23/1997	\$347,458,617	\$204,099,329	\$4,616,945	Marine and Transportation; Casualty, Including Workers' Compensation; Surety Including Fidelity; Property; Disability, Excluding Managed Care
18767	CHURCH MUTUAL INSURANCE COMPANY, S.I.	WI	03/04/1897	5/13/1971	\$2,470,636,464	\$712,925,306	\$37,607,236	Property; Marine and Transportation; Surety Including Fidelity; Casualty, Including Workers' Compensation
22004	CIM INSURANCE CORPORATION	MI	9/9/1965	4/1/1966	\$16,365,236	\$16,191,807	\$590,737	Casualty, Excluding Workers' Compensation; Surety Including Fidelity; Property; Marine and Transportation
20400	CIMARRON INSURANCE COMPANY, INC.	AZ	3/21/1947	9/25/1953	\$68,935,856	\$22,789,496	\$560,971	Casualty, Excluding Workers' Compensation; Property; Marine and Transportation
10677	CINCINNATI INSURANCE COMPANY (THE)	OH	8/2/1950	5/4/1984	\$22,730,881,278	\$8,602,690,188	\$1,244,621,148	Marine and Transportation; Property; Casualty, Including Workers' Compensation; Surety Including Fidelity
31534	CITIZENS INSURANCE COMPANY OF AMERICA	MI	5/29/1974	10/1/2011	\$1,797,220,700	\$632,717,932	\$91,326,589	Property; Marine and Transportation; Casualty, Including Workers' Compensation
41335	CITY NATIONAL INSURANCE COMPANY	TX	2/2/1961	4/24/2001	\$38,623,126	\$23,653,741	\$2,489,187	Marine and Transportation; Surety Including Fidelity; Property; Casualty, Including Workers' Compensation
10693	CIVIL SERVICE EMPLOYEES INSURANCE COMPANY	CA	11/25/1949	9/10/1957	\$47,576,889	\$12,522,375	(\$8,995,370)	Casualty, Excluding Workers' Compensation; Property; Marine and Transportation
20532	CLARENDON NATIONAL INSURANCE COMPANY	TX	7/21/1941	10/18/1952	\$976,931,874	\$217,174,983	(\$50,856,044)	Marine and Transportation; Property; Disability, Excluding Managed Care; Casualty, Including Workers' Compensation; Surety Including Fidelity
28860	CLEAR BLUE INSURANCE COMPANY	TX	1/31/1987	10/10/1996	\$423,392,439	\$195,632,483	\$5,074,118	Marine and Transportation; Property; Casualty, Excluding Workers' Compensation; Surety Including Fidelity; Disability, Excluding Managed Care
15563	CLEAR SPRING PROPERTY AND CASUALTY COMPANY	IN	7/21/1986	12/17/1987	\$664,118,730	\$202,207,361	\$321,562	Casualty, Including Workers' Compensation; Disability, Excluding Managed Care; Marine and Transportation; Property; Surety Including Fidelity
33480	CLERMONT INSURANCE COMPANY	IA	1/1/1977	12/23/1998	\$28,775,872	\$26,470,411	\$83,299	Casualty, Excluding Workers' Compensation; Marine and Transportation; Surety Including Fidelity; Property

COCODE	COMPANY NAME	STATE OF DOMICILE	INCORPORATED DATE	IDAHO LICENSE DATE	TOTAL ASSETS	CAPITAL AND SURPLUS	NET INCOME	LINE(S) OF BUSINESS
12356	CM REGENT INSURANCE COMPANY	WI	5/31/1995	3/4/2020	\$81,986,409	\$50,367,735	\$8,933,814	Surety Including Fidelity; Marine and Transportation; Property; Casualty, Including Workers' Compensation
29530	COALITION INSURANCE COMPANY	NY	9/17/1986	3/20/1991	\$83,813,630	\$52,730,402	\$1,659,671	Casualty, Excluding Workers' Compensation; Property; Marine and Transportation
31887	COFACE NORTH AMERICA INSURANCE COMPANY	MA	10/7/1974	12/17/2008	\$176,285,580	\$62,845,025	\$5,977,985	Casualty, Excluding Workers' Compensation; Marine and Transportation; Surety Including Fidelity; Property
36552	COLISEUM REINSURANCE COMPANY	DE	1/9/1978	10/5/1987	\$227,488,460	\$147,405,722	(\$2,317,200)	Marine and Transportation; Property; Casualty, Excluding Workers' Compensation; Disability, Excluding Managed Care; Surety Including Fidelity
34347	COLONIAL AMERICAN CASUALTY AND SURETY COMPANY	IL	5/24/1977	10/15/1996	\$20,211,233	\$18,212,825	\$401,098	Property; Surety Including Fidelity; Casualty, Excluding Workers' Compensation; Marine and Transportation
10758	COLONIAL SURETY COMPANY	PA	3/19/1930	11/22/2002	\$120,130,118	\$74,211,147	\$5,304,576	Casualty, Including Workers' Compensation; Property; Marine and Transportation; Surety Including Fidelity
36927	COLONY SPECIALTY INSURANCE COMPANY	NE	12/20/1978	3/2/2000	\$95,131,412	\$27,184,482	\$2,037,633	Marine and Transportation; Casualty, Excluding Workers' Compensation; Property
41785	COLORADO CASUALTY INSURANCE COMPANY	NH	4/24/1980	8/12/1994	\$16,317,690	\$16,117,709	\$194,269	Property; Casualty, Excluding Workers' Compensation; Marine and Transportation
27812	COLUMBIA INSURANCE COMPANY	NE	1/28/1970	9/6/1973	\$35,380,341,332	\$26,529,588,421	\$5,417,935,531	Casualty, Excluding Workers' Compensation; Marine and Transportation; Surety Including Fidelity; Property
40371	COLUMBIA MUTUAL INSURANCE COMPANY	MO	6/3/1940	10/29/1991	\$470,813,157	\$231,872,465	\$11,966,100	Surety Including Fidelity; Marine and Transportation; Property; Casualty, Excluding Workers' Compensation
19410	COMMERCE AND INDUSTRY INSURANCE COMPANY	NY	12/11/1957	7/19/1965	\$1,846,922,467	\$459,717,320	\$34,515,929	Casualty, Including Workers' Compensation; Property; Marine and Transportation; Surety Including Fidelity
12177	COMPWEST INSURANCE COMPANY	CA	4/28/2004	7/1/2007	\$230,004,628	\$159,673,328	\$4,306,834	Casualty, Including Workers' Compensation
10891	CONCERT INSURANCE COMPANY	IL	12/15/1982	11/20/2003	\$62,462,145	\$28,276,404	\$38,697	Surety Including Fidelity; Casualty, Excluding Workers' Compensation; Property; Marine and Transportation
32190	CONSTITUTION INSURANCE COMPANY	NY	2/10/1992	12/16/1993	\$45,101,885	\$27,551,251	\$3,376,513	Marine and Transportation; Surety Including Fidelity; Casualty, Including Workers' Compensation; Property
10204	CONSUMERS INSURANCE USA, INC.	OH	8/9/1994	11/19/2009	\$102,511,072	\$42,571,466	\$1,627,728	Marine and Transportation; Casualty, Excluding Workers' Compensation; Property
20443	CONTINENTAL CASUALTY COMPANY	IL	11/29/1897	6/30/1948	\$49,555,082,562	\$11,164,692,324	\$643,202,490	Surety Including Fidelity; Disability, Excluding Managed Care; Marine and Transportation; Casualty, Including Workers' Compensation; Property
39551	CONTINENTAL HERITAGE INSURANCE COMPANY	FL	3/11/1980	11/26/1985	\$42,984,757	\$25,000,514	\$1,839,411	Surety Including Fidelity
28258	CONTINENTAL INDEMNITY COMPANY	NM	12/9/1986	10/27/1992	\$757,003,950	\$317,966,031	(\$449,009)	Casualty, Excluding Workers' Compensation; Property; Marine and Transportation
35289	CONTINENTAL INSURANCE COMPANY (THE)	PA	01/07/1853	12/31/1977	\$2,181,652,933	\$2,031,241,894	\$71,553,844	Surety Including Fidelity; Disability, Excluding Managed Care; Marine and Transportation; Casualty, Including Workers' Compensation; Property
10804	CONTINENTAL WESTERN INSURANCE COMPANY	IA	4/1/1968	12/4/1970	\$198,818,016	\$112,544,337	\$4,429,028	Surety Including Fidelity; Marine and Transportation; Property; Casualty, Including Workers' Compensation
37206	CONTRACTORS BONDING AND INSURANCE COMPANY	IL	9/24/1979	4/2/1984	\$271,546,320	\$107,738,782	\$274,042	Casualty, Excluding Workers' Compensation; Property; Marine and Transportation; Surety Including Fidelity
11860	COPIC INSURANCE COMPANY	CO	4/11/1984	12/31/2001	\$703,317,542	\$289,825,690	\$8,284,111	Casualty, Excluding Workers' Compensation
13210	COPPERPOINT CASUALTY INSURANCE COMPANY	AZ	11/19/2008	11/14/2023	\$12,583,154	\$11,325,160	\$198,598	Property; Casualty, Including Workers' Compensation; Marine and Transportation
13928	COPPERPOINT INDEMNITY INSURANCE COMPANY	AZ	8/17/2010	11/28/2021	\$20,084,980	\$12,466,692	(\$315,440)	Marine and Transportation; Casualty, Including Workers' Compensation; Surety Including Fidelity; Property
12741	COPPERPOINT PREMIER INSURANCE COMPANY	AZ	6/28/2006	11/16/2023	\$22,788,674	\$22,037,168	(\$1,534,562)	Casualty, Including Workers' Compensation; Property; Marine and Transportation
10499	COREPOINTE INSURANCE COMPANY	DE	12/30/1964	6/27/1968	\$28,629,557	\$26,642,638	\$429,924	Surety Including Fidelity; Casualty, Including Workers' Compensation; Marine and Transportation; Property
20982	COUNTRY CASUALTY INSURANCE COMPANY	IL	1/23/1964	1/29/1999	\$85,379,037	\$75,440,338	\$1,575,903	Marine and Transportation; Property; Casualty, Excluding Workers' Compensation; Surety Including Fidelity
20990	COUNTRY MUTUAL INSURANCE COMPANY	IL	10/26/1925	1/29/1999	\$7,519,365,088	\$3,781,679,501	\$225,876,533	Marine and Transportation; Surety Including Fidelity; Casualty, Excluding Workers' Compensation; Property
21008	COUNTRY PREFERRED INSURANCE COMPANY	IL	5/19/1953	10/19/1967	\$510,354,330	\$106,307,937	\$7,137,281	Casualty, Excluding Workers' Compensation; Marine and Transportation; Property; Surety Including Fidelity
26492	COURTESY INSURANCE COMPANY	FL	12/21/1987	8/18/1998	\$1,348,612,724	\$734,537,942	\$33,441,606	Property; Surety Including Fidelity; Marine and Transportation
18961	CRESTBROOK INSURANCE COMPANY	OH	7/9/1985	1/8/2014	\$217,987,042	\$82,433,946	\$2,095,141	Marine and Transportation; Property; Surety Including Fidelity; Casualty, Including Workers' Compensation
16070	CRONUS INSURANCE COMPANY	TX	11/2/2016	6/17/2021	\$65,877,499	\$52,745,649	\$8,421,265	Property; Marine and Transportation; Casualty, Excluding Workers' Compensation; Surety Including Fidelity
31348	CRUM & FORSTER INDEMNITY COMPANY	DE	7/24/2003	12/29/2003	\$105,731,291	\$32,894,328	\$4,148,155	Casualty, Including Workers' Compensation; Marine and Transportation; Surety Including Fidelity; Property
42471	CRUM AND FORSTER INSURANCE COMPANY	NJ	3/1/1983	11/16/2023	\$103,557,066	\$33,845,766	\$4,041,089	Casualty, Including Workers' Compensation; Property; Surety Including Fidelity; Marine and Transportation
10921	CSAA FIRE & CASUALTY INSURANCE COMPANY	IN	10/10/1997	5/20/2004	\$248,265,781	\$60,612,985	\$371,861	Casualty, Excluding Workers' Compensation; Marine and Transportation; Property
37770	CSAA GENERAL INSURANCE COMPANY	IN	6/23/1987	8/7/2002	\$609,520,914	\$165,336,312	(\$188,339)	Property; Marine and Transportation; Casualty, Excluding Workers' Compensation
18953	CSE SAFEGUARD INSURANCE COMPANY	CA	4/20/1984	3/1/1988	\$22,863,043	\$6,563,499	(\$4,642,724)	Casualty, Excluding Workers' Compensation; Marine and Transportation; Surety Including Fidelity; Property
10847	CUMIS INSURANCE SOCIETY, INC.	IA	3/25/1960	1/25/1963	\$3,021,288,277	\$1,148,551,650	\$117,568,446	Casualty, Excluding Workers' Compensation; Surety Including Fidelity; Property; Marine and Transportation; Disability, Excluding Managed Care
10855	CYPRESS INSURANCE COMPANY	CA	10/17/1962	7/1/1997	\$2,487,728,724	\$1,381,384,468	\$89,417,550	Casualty, Including Workers' Compensation
21164	DAIRYLAND INSURANCE COMPANY	WI	1/8/1953	9/3/1965	\$499,316,834	\$492,950,731	\$87,390,474	Disability, Excluding Managed Care; Casualty, Excluding Workers' Compensation; Marine and Transportation; Surety Including Fidelity; Property
10863	DAKOTA FIRE INSURANCE COMPANY	ND	8/23/1957	8/17/1992	\$72,027,496	\$70,001,175	\$1,676,795	Casualty, Excluding Workers' Compensation; Marine and Transportation; Property; Surety Including Fidelity
34924	DAKOTA TRUCK UNDERWRITERS	SD	11/20/1989	11/1/2010	\$249,877,071	\$113,817,845	\$11,257,016	Surety Including Fidelity; Casualty, Including Workers' Compensation; Property
16705	DEALERS ASSURANCE COMPANY	OH	8/2/1935	11/16/2001	\$331,351,477	\$139,176,980	\$13,265,774	Property; Casualty, Excluding Workers' Compensation

COCODE	COMPANY NAME	STATE OF DOMICILE	INCORPORATED DATE	IDAHO LICENSE DATE	TOTAL ASSETS	CAPITAL AND SURPLUS	NET INCOME	LINE(S) OF BUSINESS
40975	DENTISTS INSURANCE COMPANY (THE)	CA	11/1/1979	11/22/2002	\$387,466,796	\$186,892,417	\$3,871,407	Property; Casualty, Excluding Workers' Compensation
42587	DEPOSITORS INSURANCE COMPANY	IA	8/24/1983	12/18/1987	\$149,600,720	\$43,224,470	\$704,352	Casualty, Including Workers' Compensation; Marine and Transportation; Property
12718	DEVELOPERS SURETY AND INDEMNITY COMPANY	CA	10/10/1936	8/12/1988	\$756,176,198	\$166,106,690	\$3,317,101	Marine and Transportation; Property; Surety Including Fidelity; Casualty, Excluding Workers' Compensation
42048	DIAMOND STATE INSURANCE COMPANY	IN	2/20/1981	8/14/1991	\$243,459,202	\$81,790,422	\$11,039,193	Surety Including Fidelity; Marine and Transportation; Casualty, Excluding Workers' Compensation; Property
34711	DIGITAL ADVANTAGE INSURANCE COMPANY	DE	1/1/1989	1/28/2022	\$46,619,859	\$45,225,426	\$3,961,293	Marine and Transportation; Property; Surety Including Fidelity; Casualty, Excluding Workers' Compensation
23736	DIRECT NATIONAL INSURANCE COMPANY	NC	1/18/1945	9/14/1959	\$13,861,097	\$5,715,172	\$104,390	Casualty, Excluding Workers' Compensation
34495	DOCTORS' COMPANY, AN INTERINSURANCE EXCHANGE (THE)	CA	4/15/1976	9/28/1989	\$5,616,403,330	\$3,117,554,469	\$164,806,081	Property; Casualty, Excluding Workers' Compensation; Disability, Excluding Managed Care; Marine and Transportation
33499	DORINCO REINSURANCE COMPANY	MI	3/8/1977	8/16/1991	\$2,201,545,830	\$713,832,954	\$47,413,960	Marine and Transportation; Casualty, Excluding Workers' Compensation; Surety Including Fidelity; Property
27804	DRIVE INSURANCE COMPANY	OH	7/23/1970	9/25/1981	\$361,455,060	\$88,019,405	\$8,936,779	Property; Casualty, Excluding Workers' Compensation; Surety Including Fidelity; Marine and Transportation
12890	EAGLE WEST INSURANCE COMPANY	CA	10/14/1960	10/19/2006	\$202,185,703	\$55,816,898	\$4,174,020	Casualty, Excluding Workers' Compensation; Marine and Transportation; Property
28649	EASTERN ATLANTIC INSURANCE COMPANY	PA	8/12/1985	3/1/2014	\$108,889,550	\$49,076,631	\$564,845	Surety Including Fidelity; Property; Casualty, Excluding Workers' Compensation; Marine and Transportation
14702	EASTGUARD INSURANCE COMPANY	NE	07/01/1827	1/1/2004	\$424,503,242	\$94,254,015	(\$30,593,510)	Property; Casualty, Including Workers' Compensation; Marine and Transportation; Surety Including Fidelity
22926	ECONOMY FIRE & CASUALTY COMPANY	IL	1/30/1935	7/8/1988	\$438,117,838	\$350,568,445	\$9,177,775	Casualty, Excluding Workers' Compensation; Marine and Transportation; Disability, Excluding Managed Care; Property; Surety Including Fidelity
38067	ECONOMY PREFERRED INSURANCE COMPANY	IL	5/29/1979	7/8/1988	\$45,826,367	\$24,572,135	\$526,049	Marine and Transportation; Casualty, Excluding Workers' Compensation; Surety Including Fidelity; Disability, Excluding Managed Care; Property
40649	ECONOMY PREMIER ASSURANCE COMPANY	IL	12/15/1980	7/8/1988	\$71,496,536	\$48,727,175	\$1,445,154	Property; Casualty, Excluding Workers' Compensation; Marine and Transportation
25186	EMC PROPERTY & CASUALTY COMPANY	IA	6/16/1953	7/18/2018	\$18,704,495	\$18,299,892	\$449,964	Marine and Transportation; Casualty, Including Workers' Compensation; Property
21407	EMCASCO INSURANCE COMPANY	IA	12/9/1958	5/31/2013	\$154,161,378	\$149,971,948	\$4,650,425	Surety Including Fidelity; Property; Casualty, Including Workers' Compensation; Marine and Transportation
21326	EMPIRE FIRE AND MARINE INSURANCE COMPANY	IL	3/4/1954	12/19/1957	\$52,278,249	\$38,843,976	\$878,602	Casualty, Excluding Workers' Compensation; Disability, Excluding Managed Care; Marine and Transportation; Property; Surety Including Fidelity
25402	EMPLOYERS ASSURANCE COMPANY	FL	11/14/1979	3/1/2011	\$820,089,793	\$236,819,845	\$22,602,342	Casualty, Including Workers' Compensation
11512	EMPLOYERS COMPENSATION INSURANCE COMPANY	CA	5/16/2002	7/3/2003	\$615,428,590	\$222,411,234	\$23,527,430	Casualty, Including Workers' Compensation
10640	EMPLOYERS INSURANCE COMPANY OF NEVADA	NV	12/1/1999	6/1/2008	\$375,518,746	\$261,929,044	\$15,664,597	Casualty, Including Workers' Compensation
21458	EMPLOYERS INSURANCE COMPANY OF WAUSAU	WI	8/21/1911	5/24/1940	\$8,882,975,025	\$2,095,174,681	\$178,764,662	Disability, Excluding Managed Care; Property; Casualty, Including Workers' Compensation; Surety Including Fidelity; Marine and Transportation
21415	EMPLOYERS MUTUAL CASUALTY COMPANY	IA	3/19/1911	12/16/1941	\$5,826,543,713	\$1,790,945,563	\$287,574,653	Surety Including Fidelity; Marine and Transportation; Property; Casualty, Including Workers' Compensation
10346	EMPLOYERS PREFERRED INSURANCE COMPANY	FL	3/6/1995	10/1/2010	\$1,087,241,423	\$239,988,490	\$23,174,417	Casualty, Including Workers' Compensation
37095	ENACT FINANCIAL ASSURANCE CORPORATION	NC	6/12/1992	11/9/2007	\$10,413,783	\$10,353,587	\$150,673	Casualty, Excluding Workers' Compensation
38458	ENACT MORTGAGE INSURANCE CORPORATION	NC	5/12/1980	4/7/1981	\$5,907,076,858	\$849,459,142	\$620,738,976	Mortgage Guaranty
16675	ENACT MORTGAGE INSURANCE CORPORATION OF NORTH CAROLINA	NC	2/20/1961	10/15/1981	\$52,418,424	\$37,357,794	\$5,587,160	Mortgage Guaranty
15130	ENCOMPASS INDEMNITY COMPANY	IL	1/25/1984	12/5/2002	\$9,347,785	\$8,594,155	\$257,117	Casualty, Excluding Workers' Compensation; Property; Marine and Transportation; Surety Including Fidelity
10641	ENDURANCE AMERICAN INSURANCE COMPANY	DE	3/21/1996	11/10/1997	\$1,273,984,398	\$1,142,260,274	\$22,240,779	Casualty, Including Workers' Compensation; Marine and Transportation; Property; Surety Including Fidelity
11551	ENDURANCE ASSURANCE CORPORATION	DE	3/15/2007	1/30/2008	\$19,035,277,627	\$4,281,300,314	\$345,695,299	Surety Including Fidelity; Marine and Transportation; Property; Casualty, Including Workers' Compensation; Disability, Excluding Managed Care
43630	ENDURANCE RISK SOLUTIONS ASSURANCE CO.	DE	6/6/1986	12/14/1987	\$307,889,101	\$259,918,970	\$7,568,870	Property; Marine and Transportation; Surety Including Fidelity; Casualty, Excluding Workers' Compensation
11232	ENUMCLAW PROPERTY AND CASUALTY INSURANCE COMPANY	OR	1/25/2002	10/30/2003	\$9,292,605	\$9,054,565	\$204,483	Marine and Transportation; Surety Including Fidelity; Property; Casualty, Excluding Workers' Compensation
28746	EQUITY INSURANCE COMPANY	TX	1/1/1965	1/28/2005	\$146,035,232	\$33,793,138	\$455,772	Property; Marine and Transportation; Casualty, Excluding Workers' Compensation
13634	ESSENT GUARANTY INC.	PA	11/14/2008	2/2/2010	\$3,988,298,851	\$1,101,893,258	\$495,515,668	Mortgage Guaranty
37915	ESSENTIA INSURANCE COMPANY	MO	4/27/1979	11/30/1982	\$148,659,392	\$35,556,934	\$1,276,429	Marine and Transportation; Casualty, Excluding Workers' Compensation; Property
25712	ESURANCE INSURANCE COMPANY	IL	12/1/1933	9/8/2014	\$70,985,515	\$66,270,565	\$3,350,477	Casualty, Excluding Workers' Compensation; Marine and Transportation; Property
21741	ESURANCE INSURANCE COMPANY OF NEW JERSEY	IL	9/22/1919	5/23/1940	\$11,230,232	\$11,230,232	\$296,763	Property; Casualty, Including Workers' Compensation; Surety Including Fidelity; Marine and Transportation
30210	ESURANCE PROPERTY AND CASUALTY INSURANCE COMPANY	IL	10/22/1987	11/20/2012	\$26,767,954	\$26,209,523	\$332,704	Casualty, Excluding Workers' Compensation; Marine and Transportation; Property
20516	EULER HERMES NORTH AMERICA INSURANCE COMPANY	MD	04/28/1893	11/30/2006	\$1,192,544,559	\$345,889,016	\$30,971,004	Casualty, Excluding Workers' Compensation; Surety Including Fidelity
16044	EVEREST DENALI INSURANCE COMPANY	DE	6/7/2016	11/7/2017	\$159,219,234	\$18,390,194	\$1,276,938	Marine and Transportation; Property; Casualty, Including Workers' Compensation
10120	EVEREST NATIONAL INSURANCE COMPANY	DE	11/12/1985	12/17/1987	\$1,683,192,941	\$292,074,196	\$22,118,363	Surety Including Fidelity; Disability, Excluding Managed Care; Casualty, Including Workers' Compensation; Marine and Transportation; Property
16045	EVEREST PREMIER INSURANCE COMPANY	DE	6/7/2016	11/7/2017	\$267,560,163	\$20,189,132	\$1,760,385	Casualty, Including Workers' Compensation; Marine and Transportation; Property
26921	EVEREST REINSURANCE COMPANY	DE	6/13/1973	9/15/1976	\$30,752,450,824	\$8,125,719,560	\$73,882,330	Disability, Excluding Managed Care; Property; Casualty, Including Workers' Compensation; Marine and Transportation; Surety Including Fidelity
12750	EVERGREEN NATIONAL INDEMNITY COMPANY	OH	12/30/1939	10/3/1983	\$73,576,593	\$49,448,387	\$3,875,421	Property; Marine and Transportation; Casualty, Excluding Workers' Compensation; Surety Including Fidelity

COCODE	COMPANY NAME	STATE OF DOMICILE	INCORPORATED DATE	IDAHO LICENSE DATE	TOTAL ASSETS	CAPITAL AND SURPLUS	NET INCOME	LINE(S) OF BUSINESS
24961	EVERSPAN INSURANCE COMPANY	AZ	1/11/1968	9/4/1969	\$134,553,560	\$70,334,635	\$9,196,272	Surety Including Fidelity; Marine and Transportation; Casualty, Excluding Workers' Compensation; Disability, Excluding Managed Care; Property
10003	EXCESS SHARE INSURANCE CORPORATION	OH	8/17/1993	12/13/1995	\$106,888,897	\$29,426,129	\$3,461,407	Casualty, Excluding Workers' Compensation
35181	EXECUTIVE RISK INDEMNITY INC.	DE	9/23/1977	2/7/1995	\$8,167,862,888	\$1,940,392,405	\$186,650,709	Surety Including Fidelity; Disability, Excluding Managed Care; Casualty, Including Workers' Compensation; Property; Marine and Transportation
40029	EXPLORER INSURANCE COMPANY	CA	12/8/1981	5/31/1991	\$1,022,252,864	\$251,569,995	\$8,862,711	Marine and Transportation; Surety Including Fidelity; Casualty, Including Workers' Compensation; Property
21482	FACTORY MUTUAL INSURANCE COMPANY	RI	10/31/1835	6/30/1968	\$33,514,338,269	\$24,418,636,203	\$1,668,638,426	Surety Including Fidelity; Casualty, Excluding Workers' Compensation; Marine and Transportation; Property
35157	FAIR AMERICAN INSURANCE AND REINSURANCE COMPANY	NY	9/30/1985	10/9/1979	\$319,772,723	\$224,482,462	\$13,609,748	Casualty, Excluding Workers' Compensation; Property; Disability, Excluding Managed Care; Surety Including Fidelity; Marine and Transportation
31925	FALLS LAKE NATIONAL INSURANCE COMPANY	OH	2/6/1974	9/29/1980	\$2,398,096,441	\$227,838,124	(\$346,985)	Disability, Excluding Managed Care; Surety Including Fidelity; Marine and Transportation; Property; Casualty, Including Workers' Compensation
13765	FARM BUREAU INSURANCE COMPANY OF IDAHO	ID	4/27/1947	5/1/1947	\$757,041,419	\$376,761,717	\$26,477,580	Surety Including Fidelity; Property; Marine and Transportation; Disability, Excluding Managed Care; Casualty, Including Workers' Compensation
19194	FARMERS ALLIANCE MUTUAL INSURANCE COMPANY	KS	07/20/1888	10/30/1974	\$439,280,218	\$227,971,941	\$12,625,035	Property; Casualty, Excluding Workers' Compensation; Surety Including Fidelity; Marine and Transportation
40169	FARMERS CASUALTY INSURANCE COMPANY	RI	10/7/1981	1/9/1986	\$101,914,835	\$78,306,709	\$2,245,213	Marine and Transportation; Property; Casualty, Excluding Workers' Compensation
25321	FARMERS DIRECT PROPERTY AND CASUALTY INSURANCE COMPANY	RI	5/24/1949	5/2/1968	\$69,290,185	\$55,145,423	\$1,652,651	Casualty, Excluding Workers' Compensation; Disability, Excluding Managed Care; Surety Including Fidelity; Marine and Transportation; Property
34339	FARMERS GROUP PROPERTY AND CASUALTY INSURANCE COMPANY	RI	12/10/1976	10/7/1980	\$331,904,559	\$296,502,599	\$9,431,396	Property; Casualty, Excluding Workers' Compensation
21601	FARMERS INSURANCE COMPANY OF IDAHO	ID	10/19/1969	12/10/1969	\$243,143,582	\$82,935,860	\$15,782,939	Surety Including Fidelity; Property; Casualty, Including Workers' Compensation; Marine and Transportation; Disability, Excluding Managed Care
21652	FARMERS INSURANCE EXCHANGE	CA	4/6/1928	1/1/1930	\$25,492,913,859	\$5,959,050,735	\$588,558,163	Surety Including Fidelity; Disability, Excluding Managed Care; Casualty, Including Workers' Compensation; Property; Marine and Transportation
13897	FARMERS MUTUAL HAIL INSURANCE COMPANY OF IOWA	IA	03/05/1893	6/19/1958	\$1,423,728,272	\$493,258,503	\$39,864,936	Marine and Transportation; Casualty, Excluding Workers' Compensation; Property
26298	FARMERS PROPERTY AND CASUALTY INSURANCE COMPANY	RI	8/31/1972	4/16/1973	\$5,057,687,105	\$2,481,117,439	\$77,648,263	Casualty, Excluding Workers' Compensation; Marine and Transportation; Property; Disability, Excluding Managed Care; Surety Including Fidelity
28436	FARMERS UNION MUTUAL INSURANCE COMPANY	MT	12/4/1959	3/20/2007	\$93,367,995	\$46,390,792	\$1,937,766	Marine and Transportation; Property; Casualty, Excluding Workers' Compensation
41483	FARMINGTON CASUALTY COMPANY	CT	8/24/1982	7/8/1983	\$1,428,464,317	\$324,552,974	\$61,612,185	Casualty, Including Workers' Compensation; Disability, Excluding Managed Care; Marine and Transportation; Property; Surety Including Fidelity
10178	FCCI INSURANCE COMPANY	FL	11/18/1994	3/9/2022	\$3,000,923,305	\$1,007,908,199	\$73,157,294	Surety Including Fidelity
20281	FEDERAL INSURANCE COMPANY	IN	2/15/1901	3/28/1940	\$21,440,244,311	\$4,978,409,559	\$559,517,277	Marine and Transportation; Disability, Excluding Managed Care; Casualty, Including Workers' Compensation; Surety Including Fidelity; Property
13935	FEDERATED MUTUAL INSURANCE COMPANY	MN	1/19/1904	4/1/1921	\$10,811,610,519	\$5,749,238,561	\$417,946,396	Marine and Transportation; Disability, Excluding Managed Care; Surety Including Fidelity; Property; Casualty, Including Workers' Compensation
16024	FEDERATED RESERVE INSURANCE COMPANY	MN	6/24/2016	9/4/2019	\$195,336,948	\$84,173,625	\$7,711,951	Marine and Transportation; Casualty, Including Workers' Compensation; Property; Surety Including Fidelity
11118	FEDERATED RURAL ELECTRIC INSURANCE EXCHANGE	KS	5/14/1957	12/10/1979	\$758,033,575	\$288,789,097	\$28,345,593	Marine and Transportation; Disability, Excluding Managed Care; Casualty, Including Workers' Compensation; Property; Surety Including Fidelity
28304	FEDERATED SERVICE INSURANCE COMPANY	MN	6/6/1972	10/22/1974	\$702,658,332	\$368,946,891	\$27,501,685	Marine and Transportation; Property; Surety Including Fidelity; Casualty, Including Workers' Compensation
39306	FIDELITY AND DEPOSIT COMPANY OF MARYLAND	IL	10/14/1980	12/24/1981	\$248,444,067	\$203,335,572	\$4,372,267	Surety Including Fidelity; Property; Marine and Transportation; Casualty, Including Workers' Compensation
35386	FIDELITY AND GUARANTY INSURANCE COMPANY	IA	3/1/1977	3/19/1979	\$55,448,176	\$22,214,440	\$478,813	Surety Including Fidelity; Property; Casualty, Including Workers' Compensation; Marine and Transportation
25879	FIDELITY AND GUARANTY INSURANCE UNDERWRITERS, INC.	WI	7/6/1951	11/17/1955	\$179,680,834	\$98,447,166	\$6,215,712	Marine and Transportation; Property; Casualty, Including Workers' Compensation; Surety Including Fidelity
17136	FIDELITY SECURITY ASSURANCE COMPANY	MO	8/16/2021	7/2/2024	\$16,969,544	\$16,022,015	\$528,449	Surety Including Fidelity; Casualty, Excluding Workers' Compensation; Marine and Transportation; Property
35009	FINANCIAL CASUALTY & SURETY, INC.	TX	8/7/1989	10/21/2004	\$42,818,410	\$22,908,384	\$2,641,028	Surety Including Fidelity
19852	FINANCIAL INDEMNITY COMPANY	IL	12/19/1945	11/22/1961	\$24,036,977	\$13,869,973	\$756,358	Surety Including Fidelity; Property; Casualty, Excluding Workers' Compensation
31453	FINANCIAL PACIFIC INSURANCE COMPANY	CA	7/22/1986	6/19/1996	\$273,525,451	\$93,995,727	\$5,404,342	Marine and Transportation; Property; Surety Including Fidelity; Casualty, Excluding Workers' Compensation
21660	FIRE INSURANCE EXCHANGE	CA	11/20/1942	6/20/1943	\$3,542,406,904	\$1,167,165,315	\$117,688,198	Marine and Transportation; Surety Including Fidelity; Casualty, Including Workers' Compensation; Property
21873	FIREMAN'S FUND INSURANCE COMPANY	IL	09/09/1864	9/19/1918	\$2,484,555,600	\$1,422,151,534	\$41,039,328	Disability, Excluding Managed Care; Property; Casualty, Including Workers' Compensation; Surety Including Fidelity; Marine and Transportation
21784	FIREMEN'S INSURANCE COMPANY OF WASHINGTON, D.C.	DE	03/03/1837	3/1/2007	\$132,063,744	\$37,798,094	\$692,912	Marine and Transportation; Property; Casualty, Including Workers' Compensation; Surety Including Fidelity
37710	FIRST AMERICAN PROPERTY & CASUALTY INSURANCE COMPANY	CA	10/17/1977	3/19/1991	\$29,896,668	\$22,739,980	\$1,960,854	Casualty, Excluding Workers' Compensation; Marine and Transportation; Property
29980	FIRST COLONIAL INSURANCE COMPANY	FL	2/17/1987	4/23/1998	\$284,075,283	\$111,105,170	(\$5,155,909)	Casualty, Excluding Workers' Compensation; Marine and Transportation
10351	FIRST DAKOTA INDEMNITY COMPANY	SD	11/7/1995	11/1/2010	\$117,041,351	\$46,355,474	\$4,344,965	Casualty, Including Workers' Compensation; Surety Including Fidelity
11177	FIRST FINANCIAL INSURANCE COMPANY	IL	4/29/1970	9/9/1977	\$760,209,797	\$568,709,106	\$28,012,485	Marine and Transportation; Surety Including Fidelity; Property; Casualty, Excluding Workers' Compensation
12150	FIRST FOUNDERS ASSURANCE COMPANY	NJ	12/25/2003	11/21/2024	\$64,437,546	\$62,218,651	\$1,052,136	Surety Including Fidelity

COCODE	COMPANY NAME	STATE OF DOMICILE	INCORPORATED DATE	IDAHO LICENSE DATE	TOTAL ASSETS	CAPITAL AND SURPLUS	NET INCOME	LINE(S) OF BUSINESS
33588	FIRST LIBERTY INSURANCE CORPORATION (THE)	IL	6/16/1989	5/23/1991	\$21,547,785	\$20,894,455	(\$1,393,504)	Disability, Excluding Managed Care; Property; Marine and Transportation; Casualty, Including Workers' Compensation; Surety Including Fidelity
24724	FIRST NATIONAL INSURANCE COMPANY OF AMERICA	NH	10/5/1928	11/20/1928	\$66,045,014	\$65,781,785	\$1,496,788	Surety Including Fidelity; Casualty, Including Workers' Compensation; Property; Marine and Transportation
27626	FIRSTCOMP INSURANCE COMPANY	NE	12/17/1986	8/3/1992	\$290,008,765	\$80,784,129	\$7,686,420	Casualty, Excluding Workers' Compensation
11054	FLETCHER REINSURANCE COMPANY	MO	8/18/2000	2/23/2004	\$7,990,151	\$7,957,947	\$34,454	Casualty, Including Workers' Compensation; Marine and Transportation; Property; Disability, Excluding Managed Care
40398	FLORIDA CASUALTY INSURANCE COMPANY	FL	10/6/1981	1/29/1992	\$10,341,224	\$10,168,183	\$7,349	Property; Casualty, Excluding Workers' Compensation; Marine and Transportation; Surety Including Fidelity; Disability, Excluding Managed Care
13978	FLORISTS' MUTUAL INSURANCE COMPANY	WI	06/01/1887	10/3/1988	\$171,720,827	\$37,413,647	(\$501,366)	Surety Including Fidelity; Marine and Transportation; Property; Casualty, Including Workers' Compensation
36781	FMH AG RISK INSURANCE COMPANY	IA	2/8/1979	12/6/1991	\$5,964,767	\$5,791,799	\$238,866	Disability, Excluding Managed Care; Casualty, Excluding Workers' Compensation; Property
11185	FOREMOST INSURANCE COMPANY GRAND RAPIDS, MICHIGAN	MI	5/20/1952	9/2/1957	\$4,043,909,830	\$2,053,407,580	\$87,435,394	Surety Including Fidelity; Marine and Transportation; Casualty, Including Workers' Compensation; Disability, Excluding Managed Care; Property
11800	FOREMOST PROPERTY AND CASUALTY INSURANCE COMPANY	MI	4/27/1984	7/2/1992	\$80,046,184	\$20,994,308	\$778,434	Marine and Transportation; Casualty, Including Workers' Compensation; Surety Including Fidelity; Property
41513	FOREMOST SIGNATURE INSURANCE COMPANY	MI	9/7/1982	3/1/2012	\$34,109,408	\$22,128,543	\$904,775	Marine and Transportation; Property; Casualty, Including Workers' Compensation
26794	FORTITUDE CASUALTY INSURANCE COMPANY	AZ	5/15/1986	3/8/2007	\$9,476,319	\$8,588,248	(\$491,531)	Casualty, Excluding Workers' Compensation; Surety Including Fidelity
10801	FORTRESS INSURANCE COMPANY	IL	4/30/1997	8/20/2002	\$175,862,516	\$85,660,991	\$4,253,461	Casualty, Excluding Workers' Compensation
11600	FRANK WINSTON CRUM INSURANCE COMPANY	FL	1/23/2003	11/1/2013	\$277,374,744	\$66,101,861	\$5,285,136	Casualty, Including Workers' Compensation
13986	FRANKENMUTH INSURANCE COMPANY	MI	9/15/1921	6/7/1999	\$2,008,096,397	\$838,309,930	\$17,943,063	Surety Including Fidelity; Casualty, Excluding Workers' Compensation; Property; Marine and Transportation
22209	FREEDOM SPECIALTY INSURANCE COMPANY	OH	5/21/1929	12/10/1959	\$103,209,185	\$26,121,756	\$558,820	Casualty, Excluding Workers' Compensation; Marine and Transportation; Property; Surety Including Fidelity
10074	FRONTLINE INSURANCE UNLIMITED COMPANY	IL	1/7/1994	7/8/1996	\$209,810,478	\$85,236,667	\$22,219,206	Casualty, Excluding Workers' Compensation; Property; Marine and Transportation
21253	GARRISON PROPERTY AND CASUALTY INSURANCE COMPANY	TX	12/1/1900	10/25/2004	\$5,630,459,148	\$1,917,605,117	\$442,939,676	Marine and Transportation; Property; Casualty, Excluding Workers' Compensation
28339	GATEWAY INSURANCE COMPANY	IL	5/21/1986	7/21/1997	\$30,052,356	\$2,495,875	(\$955,229)	Casualty, Excluding Workers' Compensation; Property; Marine and Transportation
14138	GEICO ADVANTAGE INSURANCE COMPANY	NE	6/13/2011	7/30/2012	\$14,345,320	\$13,427,736	\$923,141	Casualty, Excluding Workers' Compensation; Property
41491	GEICO CASUALTY COMPANY	NE	8/31/1982	4/24/1984	\$16,412,290	\$14,375,686	\$2,815,129	Property; Marine and Transportation; Casualty, Excluding Workers' Compensation
35882	GEICO GENERAL INSURANCE COMPANY	NE	5/15/1934	12/31/1978	\$24,246,616,396	\$12,005,662,796	\$2,586,920,861	Marine and Transportation; Property; Casualty, Excluding Workers' Compensation; Surety Including Fidelity
22055	GEICO INDEMNITY COMPANY	NE	5/12/1961	8/4/1961	\$7,177,351,108	\$5,836,839,886	\$401,237,408	Property; Casualty, Excluding Workers' Compensation
37923	GEICO MARINE INSURANCE COMPANY	NE	11/1/1989	12/23/2008	\$46,956,939	\$26,891,941	\$1,729,386	Property; Marine and Transportation; Casualty, Excluding Workers' Compensation
14137	GEICO SECURE INSURANCE COMPANY	NE	6/13/2011	7/30/2012	\$13,535,608	\$13,262,203	\$762,203	Property; Casualty, Excluding Workers' Compensation
18457	GEM STATE INSURANCE COMPANY	ID	3/10/1910	1/1/1910	\$16,502,423	\$9,407,862	\$1,015,515	Marine and Transportation; Property; Casualty, Excluding Workers' Compensation
24414	GENERAL CASUALTY COMPANY OF WISCONSIN	WI	5/12/1925	1/6/1993	\$1,681,161,420	\$288,445,763	(\$5,358,960)	Property; Surety Including Fidelity; Marine and Transportation; Casualty, Including Workers' Compensation
24732	GENERAL INSURANCE COMPANY OF AMERICA	NH	3/20/1923	6/9/1923	\$129,395,769	\$109,880,934	\$2,119,300	Property; Surety Including Fidelity; Casualty, Including Workers' Compensation; Marine and Transportation
22039	GENERAL REINSURANCE CORPORATION	DE	10/6/1970	4/1/1971	\$25,637,054,492	\$15,850,796,024	\$1,702,053,477	Casualty, Excluding Workers' Compensation; Surety Including Fidelity; Property; Marine and Transportation; Disability, Excluding Managed Care
39322	GENERAL SECURITY NATIONAL INSURANCE COMPANY	NY	5/15/1980	11/19/1984	\$351,408,631	\$194,563,848	\$6,753,164	Surety Including Fidelity; Property; Casualty, Excluding Workers' Compensation; Marine and Transportation
11967	GENERAL STAR NATIONAL INSURANCE COMPANY	DE	09/10/1864	12/18/1922	\$202,676,520	\$134,700,898	\$8,145,823	Marine and Transportation; Casualty, Excluding Workers' Compensation; Surety Including Fidelity; Property
11231	GENERALI - U.S. BRANCH	NY	12/23/1952	11/30/1990	\$935,397,087	\$329,447,559	\$87,741,914	Surety Including Fidelity; Marine and Transportation; Casualty, Excluding Workers' Compensation; Disability, Excluding Managed Care; Property
17630	GENERALI USA INSURANCE COMPANY	NY	6/22/2023	12/10/2024	\$10,416,230	\$10,349,823	\$300,152	Disability, Excluding Managed Care; Marine and Transportation; Surety Including Fidelity; Casualty, Excluding Workers' Compensation; Property
38962	GENESIS INSURANCE COMPANY	DE	4/6/1976	12/30/1987	\$173,467,005	\$96,246,364	\$551,966	Marine and Transportation; Casualty, Including Workers' Compensation; Property; Disability, Excluding Managed Care; Surety Including Fidelity
10799	GEOVERA INSURANCE COMPANY	CA	3/24/1997	4/19/2005	\$178,581,893	\$49,096,915	\$16,201,817	Casualty, Excluding Workers' Compensation; Property
26611	GLATFELTER INSURANCE COMPANY	DE	6/1/1973	11/26/1974	\$35,139,854	\$26,333,822	\$1,596,024	Marine and Transportation; Casualty, Excluding Workers' Compensation; Property; Surety Including Fidelity
12254	GLENCAR INSURANCE COMPANY	WI	1/20/1956	9/25/2019	\$219,549,634	\$61,395,769	\$497,031	Casualty, Including Workers' Compensation; Property; Marine and Transportation
21032	GLOBAL REINSURANCE CORPORATION OF AMERICA	NY	7/30/1940	8/28/1984	\$120,713,959	\$40,688,474	(\$27,399,858)	Surety Including Fidelity; Casualty, Excluding Workers' Compensation; Marine and Transportation; Property
42897	GM NATIONAL INSURANCE COMPANY	IL	3/11/1983	11/18/2004	\$125,906,790	\$96,050,487	(\$43,335,400)	Surety Including Fidelity; Property; Casualty, Excluding Workers' Compensation; Marine and Transportation
25755	GO INSURANCE COMPANY	OK	11/29/1983	1/18/2005	#N/A	#N/A	#N/A	Casualty, Excluding Workers' Compensation; Property
22063	GOVERNMENT EMPLOYEES INSURANCE COMPANY	NE	11/19/1937	8/22/1955	\$82,747,009,644	\$60,240,948,953	\$3,797,454,347	Surety Including Fidelity; Marine and Transportation; Casualty, Excluding Workers' Compensation; Property
22101	GRANGE INSURANCE ASSOCIATION	WA	8/6/1931	5/22/1953	\$353,365,231	\$151,454,762	\$4,057,419	Property; Casualty, Excluding Workers' Compensation; Marine and Transportation; Surety Including Fidelity
26310	GRANITE RE, INC.	MN	11/13/1986	3/13/2009	\$179,657,388	\$66,913,989	\$7,437,652	Surety Including Fidelity
23809	GRANITE STATE INSURANCE COMPANY	IL	01/27/1865	2/10/1928	\$61,093,679	\$29,477,798	\$988,776	Casualty, Including Workers' Compensation; Property; Surety Including Fidelity; Disability, Excluding Managed Care; Marine and Transportation
22128	GRANWEST PROPERTY & CASUALTY	WA	4/2/1959	11/5/1959	\$27,452,498	\$24,099,980	\$398,310	Property; Marine and Transportation; Casualty, Excluding Workers' Compensation

COCODE	COMPANY NAME	STATE OF DOMICILE	INCORPORATED DATE	IDAHO LICENSE DATE	TOTAL ASSETS	CAPITAL AND SURPLUS	NET INCOME	LINE(S) OF BUSINESS
36307	GRAY INSURANCE COMPANY (THE)	LA	11/18/1977	12/14/1999	\$569,868,900	\$255,294,405	\$19,283,637	Surety Including Fidelity; Marine and Transportation; Property; Casualty, Including Workers' Compensation
26832	GREAT AMERICAN ALLIANCE INSURANCE COMPANY	OH	9/11/1945	10/6/1948	\$31,967,916	\$31,945,506	\$1,053,803	Surety Including Fidelity; Property; Casualty, Including Workers' Compensation; Marine and Transportation
26344	GREAT AMERICAN ASSURANCE COMPANY	OH	3/23/1905	5/11/1973	\$26,900,894	\$26,643,184	\$884,693	Marine and Transportation; Property; Surety Including Fidelity; Casualty, Including Workers' Compensation
16691	GREAT AMERICAN INSURANCE COMPANY	OH	03/07/1872	9/30/1976	\$13,441,770,429	\$3,302,215,078	\$743,991,908	Marine and Transportation; Property; Casualty, Including Workers' Compensation; Surety Including Fidelity; Disability, Excluding Managed Care
22136	GREAT AMERICAN INSURANCE COMPANY OF NEW YORK	NY	8/22/1947	4/1/1948	\$268,129,563	\$267,629,957	\$8,646,792	Surety Including Fidelity; Casualty, Including Workers' Compensation; Marine and Transportation; Property
31135	GREAT AMERICAN SECURITY INSURANCE COMPANY	OH	7/1/1987	3/18/1991	\$16,988,685	\$16,969,862	\$447,382	Marine and Transportation; Casualty, Including Workers' Compensation; Surety Including Fidelity; Property
33723	GREAT AMERICAN SPIRIT INSURANCE COMPANY	OH	4/5/1988	9/17/1991	\$19,900,725	\$19,879,938	\$640,177	Property; Marine and Transportation; Casualty, Including Workers' Compensation; Surety Including Fidelity; Disability, Excluding Managed Care
25224	GREAT DIVIDE INSURANCE COMPANY	ND	4/29/1986	9/26/1994	\$233,334,655	\$124,836,742	\$4,907,860	Disability, Excluding Managed Care; Surety Including Fidelity; Property; Casualty, Including Workers' Compensation; Marine and Transportation
18694	GREAT MIDWEST INSURANCE COMPANY	TX	10/8/1985	9/1/1999	\$1,028,910,730	\$710,574,972	\$20,037,857	Marine and Transportation; Disability, Excluding Managed Care; Casualty, Including Workers' Compensation; Surety Including Fidelity; Property
20303	GREAT NORTHERN INSURANCE COMPANY	IN	3/26/1952	9/4/1969	\$654,165,516	\$444,946,152	\$10,880,120	Casualty, Including Workers' Compensation; Surety Including Fidelity; Marine and Transportation; Property
26654	GREAT NORTHWEST INSURANCE COMPANY	MN	9/15/1986	12/8/2006	\$31,412,137	\$10,686,802	\$456,349	Property; Casualty, Excluding Workers' Compensation; Marine and Transportation
12982	GREAT PLAINS CASUALTY INC	IA	6/22/2007	6/25/2021	\$45,262,032	\$36,480,419	\$2,015,939	Casualty, Excluding Workers' Compensation; Property
11371	GREAT WEST CASUALTY COMPANY	NE	3/22/1956	1/14/1965	\$3,226,361,287	\$819,088,897	\$194,066,102	Casualty, Including Workers' Compensation; Marine and Transportation; Property; Surety Including Fidelity
22187	GREATER NEW YORK MUTUAL INSURANCE COMPANY	NY	8/29/1927	12/24/1963	\$2,900,624,135	\$937,637,356	\$76,169,492	Property; Casualty, Including Workers' Compensation; Surety Including Fidelity; Marine and Transportation
22322	GREENWICH INSURANCE COMPANY	DE	2/18/1946	8/25/1955	\$15,059,518,593	\$3,656,609,751	\$393,203,811	Disability, Excluding Managed Care; Marine and Transportation; Surety Including Fidelity; Property; Casualty, Including Workers' Compensation
43974	GREENWOOD INSURANCE COMPANY	PA	11/10/1980	1/1/1981	\$22,659,992	\$9,380,322	\$697,327	Disability, Excluding Managed Care; Surety Including Fidelity; Property; Marine and Transportation; Casualty, Excluding Workers' Compensation
10019	GREYSTONE INSURANCE COMPANY	CT	10/14/1993	7/16/1996	\$122,790,276	\$114,944,901	\$707,847	Property; Surety Including Fidelity; Marine and Transportation; Casualty, Including Workers' Compensation; Disability, Excluding Managed Care
36650	GUARANTEE COMPANY OF NORTH AMERICA USA (THE)	MI	1/23/1990	10/1/1999	\$20,610,582	\$20,590,728	\$451,400	Surety Including Fidelity
42331	GUIDEONE AMERICA INSURANCE COMPANY	IA	4/8/1983	12/23/1999	\$16,528,917	\$16,180,821	\$430,501	Casualty, Excluding Workers' Compensation; Marine and Transportation; Property; Surety Including Fidelity
42803	GUIDEONE ELITE INSURANCE COMPANY	IA	7/19/1983	6/16/1988	\$34,228,934	\$28,971,448	\$675,678	Casualty, Including Workers' Compensation; Property; Surety Including Fidelity; Marine and Transportation
15032	GUIDEONE INSURANCE COMPANY	IA	12/26/1946	7/21/1954	\$1,531,279,088	\$574,700,400	\$11,274,467	Disability, Excluding Managed Care; Casualty, Including Workers' Compensation; Surety Including Fidelity; Property; Marine and Transportation
14559	GUIDEONE SPECIALTY INSURANCE COMPANY	IA	7/10/1948	11/6/1958	\$311,168,816	\$83,425,051	\$2,779,438	Marine and Transportation; Property; Surety Including Fidelity; Casualty, Excluding Workers' Compensation
34037	HALLMARK INSURANCE COMPANY	AZ	6/21/1988	7/24/1992	\$42,162,952	\$20,012,173	\$3,883,016	Marine and Transportation; Surety Including Fidelity; Casualty, Excluding Workers' Compensation; Property
36064	HANOVER AMERICAN INSURANCE COMPANY (THE)	NH	6/8/1989	7/5/1996	\$38,026,937	\$38,023,526	\$937,560	Casualty, Including Workers' Compensation; Marine and Transportation; Surety Including Fidelity; Property
22292	HANOVER INSURANCE COMPANY (THE)	NH	04/15/1852	1/1/1973	\$11,349,939,787	\$2,962,465,437	\$371,226,657	Surety Including Fidelity; Property; Casualty, Including Workers' Compensation; Marine and Transportation; Disability, Excluding Managed Care
26433	HARCO NATIONAL INSURANCE COMPANY	IL	10/28/1992	12/1/1994	\$1,624,853,921	\$1,020,914,339	\$19,484,696	Casualty, Including Workers' Compensation; Marine and Transportation; Property; Surety Including Fidelity
23582	HARLEYSVILLE INSURANCE COMPANY	OH	6/9/1930	8/18/1987	\$138,967,184	\$74,884,003	\$2,499,446	Property; Surety Including Fidelity; Marine and Transportation; Casualty, Excluding Workers' Compensation
22357	HARTFORD ACCIDENT AND INDEMNITY COMPANY	CT	5/8/1913	7/18/1919	\$14,352,514,149	\$3,571,546,657	\$806,992,830	Marine and Transportation; Casualty, Including Workers' Compensation; Disability, Excluding Managed Care; Property; Surety Including Fidelity
29424	HARTFORD CASUALTY INSURANCE COMPANY	IN	5/5/1987	7/1/1987	\$2,724,137,557	\$926,678,525	\$119,819,789	Disability, Excluding Managed Care; Casualty, Including Workers' Compensation; Surety Including Fidelity; Marine and Transportation; Property
19682	HARTFORD FIRE INSURANCE COMPANY	CT	05/01/1810	7/29/1919	\$28,213,781,888	\$12,499,924,698	\$1,579,295,122	Property; Marine and Transportation; Disability, Excluding Managed Care; Surety Including Fidelity; Casualty, Including Workers' Compensation
37478	HARTFORD INSURANCE COMPANY OF THE MIDWEST	IN	9/11/1979	12/8/1983	\$589,560,070	\$425,145,320	\$21,933,261	Casualty, Including Workers' Compensation; Surety Including Fidelity; Property; Marine and Transportation
11452	HARTFORD STEAM BOILER INSPECTION AND INSURANCE COMPANY (THE)	CT	06/30/1866	1/13/1906	\$2,321,906,901	\$809,484,609	\$197,264,149	Marine and Transportation; Casualty, Excluding Workers' Compensation; Property
29890	HARTFORD STEAM BOILER INSPECTION AND INSURANCE COMPANY OF CONNECTICUT	CT	7/22/1988	6/11/2002	\$15,963,441	\$14,808,724	\$1,461,220	Marine and Transportation; Property; Casualty, Excluding Workers' Compensation
30104	HARTFORD UNDERWRITERS INSURANCE COMPANY	CT	12/23/1978	7/1/1988	\$1,921,863,735	\$612,888,770	\$89,721,364	Marine and Transportation; Property; Surety Including Fidelity; Casualty, Including Workers' Compensation
41343	HDI GLOBAL INSURANCE COMPANY	IL	3/2/2007	11/6/2008	\$1,068,619,193	\$399,080,307	\$15,213,322	Property; Marine and Transportation; Casualty, Including Workers' Compensation; Surety Including Fidelity
14265	HDI GLOBAL SELECT INSURANCE COMPANY	IL	03/19/1897	10/24/1980	\$61,473,120	\$52,362,169	(\$2,061,178)	Marine and Transportation; Property; Casualty, Excluding Workers' Compensation; Surety Including Fidelity

COCODE	COMPANY NAME	STATE OF DOMICILE	INCORPORATED DATE	IDAHO LICENSE DATE	TOTAL ASSETS	CAPITAL AND SURPLUS	NET INCOME	LINE(S) OF BUSINESS
39527	HERITAGE INDEMNITY COMPANY	CA	1/25/1979	8/18/1981	\$21,010,923	\$21,016,474	\$571,923	Marine and Transportation; Property; Disability, Excluding Managed Care; Casualty, Excluding Workers' Compensation
16138	HiRoad Assurance Company	IL	1/31/2017	5/28/2024	\$44,761,233	\$32,561,539	\$1,081,822	Property; Casualty, Excluding Workers' Compensation; Marine and Transportation
10200	HISCOX INSURANCE COMPANY INC.	IL	11/26/1952	10/17/1985	\$1,985,481,103	\$558,441,204	\$55,065,457	Disability, Excluding Managed Care; Casualty, Excluding Workers' Compensation; Marine and Transportation; Surety Including Fidelity; Property
17221	HOMESITE INSURANCE COMPANY	WI	1/31/1985	9/12/1988	\$669,569,328	\$76,653,842	\$1,520,785	Surety Including Fidelity; Property; Disability, Excluding Managed Care; Marine and Transportation; Casualty, Excluding Workers' Compensation
13927	HOMESITE INSURANCE COMPANY OF THE MIDWEST	WI	10/9/1969	8/28/2015	\$1,581,239,294	\$107,037,557	\$4,268,799	Casualty, Excluding Workers' Compensation; Surety Including Fidelity; Property; Disability, Excluding Managed Care; Marine and Transportation
22578	HORACE MANN INSURANCE COMPANY	IL	8/28/1963	12/16/1978	\$535,072,727	\$169,233,732	\$12,304,780	Casualty, Excluding Workers' Compensation; Surety Including Fidelity; Marine and Transportation; Property
22756	HORACE MANN PROPERTY & CASUALTY INSURANCE COMPANY	IL	3/25/1965	5/26/1988	\$345,809,043	\$124,395,140	\$8,894,563	Casualty, Excluding Workers' Compensation; Property
14401	HORIZON MIDWEST CASUALTY COMPANY	KS	1/17/2012	11/14/2023	\$7,453,054	\$5,813,447	(\$206,318)	Casualty, Including Workers' Compensation
10069	HOUSING AUTHORITY PROPERTY INSURANCE, A MUTUAL COMPANY	VT	3/20/1987	12/20/2005	\$337,941,021	\$229,718,101	\$21,401,537	Surety Including Fidelity; Property; Marine and Transportation; Casualty, Excluding Workers' Compensation
11206	HOUSING ENTERPRISE INSURANCE COMPANY, INC.	VT	8/15/2000	9/23/2009	\$184,534,077	\$69,210,603	\$10,635,919	Casualty, Excluding Workers' Compensation; Property; Marine and Transportation; Surety Including Fidelity
25054	HUDSON INSURANCE COMPANY	DE	1/16/1918	10/15/1991	\$2,758,145,260	\$715,837,847	\$13,027,093	Marine and Transportation; Surety Including Fidelity; Casualty, Including Workers' Compensation; Disability, Excluding Managed Care; Property
36480	IDAHO COUNTIES RISK MANAGEMENT PROGRAM, UNDERWRITERS	ID	11/29/1985	2/1/1986	\$90,795,993	\$11,171,294	(\$7,450,224)	Property; Casualty, Excluding Workers' Compensation
36129	IDAHO STATE INSURANCE FUND	ID	12/31/1917	1/1/1918	\$1,231,673,931	\$449,415,228	\$89,817,924	Casualty, Including Workers' Compensation
35246	ILLINOIS INSURANCE COMPANY	NM	10/21/1988	10/16/1995	\$140,174,396	\$56,907,682	(\$271,163)	Casualty, Including Workers' Compensation; Disability, Excluding Managed Care; Surety Including Fidelity
23817	ILLINOIS NATIONAL INSURANCE CO.	IL	10/5/1933	6/12/1992	\$56,247,512	\$36,497,672	\$1,313,775	Marine and Transportation; Surety Including Fidelity; Property; Casualty, Including Workers' Compensation
35408	IMPERIUM INSURANCE COMPANY	TX	11/18/1977	12/20/1991	\$666,882,380	\$165,500,391	(\$1,623,113)	Marine and Transportation; Disability, Excluding Managed Care; Property; Surety Including Fidelity; Casualty, Including Workers' Compensation
11090	INCLINE CASUALTY COMPANY	TX	4/4/1983	8/27/2021	\$392,045,980	\$69,236,921	\$11,268,173	Marine and Transportation; Casualty, Excluding Workers' Compensation; Property
19269	INCLINE NATIONAL INSURANCE COMPANY	CA	10/28/1974	6/15/1979	\$76,410,788	\$27,513,190	\$3,814,364	Casualty, Excluding Workers' Compensation; Surety Including Fidelity; Property
43575	INDEMNITY INSURANCE COMPANY OF NORTH AMERICA	PA	9/26/1977	12/27/1984	\$458,804,355	\$176,691,547	\$5,448,080	Casualty, Including Workers' Compensation; Property; Marine and Transportation; Surety Including Fidelity
18468	INDEMNITY NATIONAL INSURANCE COMPANY	MS	12/2/1993	3/4/2022	\$385,179,050	\$136,583,622	\$24,507,062	Marine and Transportation; Casualty, Excluding Workers' Compensation; Surety Including Fidelity
26581	INDEPENDENCE AMERICAN INSURANCE COMPANY	DE	2/26/1973	5/8/2001	\$427,217,573	\$258,825,891	\$42,128,905	Disability, Excluding Managed Care; Property; Marine and Transportation; Casualty, Excluding Workers' Compensation
22268	INFINITY INSURANCE COMPANY	IN	9/28/1978	11/17/1981	\$1,018,176,369	\$43,661,688	\$8,774,868	Casualty, Excluding Workers' Compensation; Property
27847	INSURANCE COMPANY OF THE WEST	CA	3/1/1972	8/16/1988	\$6,508,945,778	\$1,863,899,798	\$32,934,483	Marine and Transportation; Surety Including Fidelity; Casualty, Including Workers' Compensation; Property
22772	INTEGON INDEMNITY CORPORATION	NC	12/16/1946	9/28/1979	\$809,166,400	\$103,947,352	\$105,429	Casualty, Excluding Workers' Compensation; Surety Including Fidelity; Property; Marine and Transportation
29742	INTEGON NATIONAL INSURANCE COMPANY	NC	1/4/1988	12/31/1988	\$3,707,886,518	\$211,020,998	\$31,040,298	Property; Surety Including Fidelity; Casualty, Excluding Workers' Compensation; Marine and Transportation
11592	INTERNATIONAL FIDELITY INSURANCE COMPANY	NJ	12/18/1904	9/19/1975	\$133,221,670	\$83,867,802	\$3,223,064	Surety Including Fidelity
10749	INTREPID INSURANCE COMPANY	IA	3/2/1999	6/8/2005	\$92,134,486	\$34,333,380	\$1,340,920	Casualty, Including Workers' Compensation; Marine and Transportation; Property; Surety Including Fidelity
36153	INVERIN INSURANCE COMPANY	IL	1/3/1990	2/11/1991	\$8,019,000	\$7,929,635	\$152,513	Casualty, Excluding Workers' Compensation; Marine and Transportation
23647	IRONSHORE INDEMNITY INC.	IL	8/1/1919	10/22/1974	\$230,362,881	\$116,011,159	\$5,276,306	Surety Including Fidelity; Disability, Excluding Managed Care; Casualty, Excluding Workers' Compensation; Marine and Transportation; Property
32921	ISMIE MUTUAL INSURANCE COMPANY	IL	3/18/1976	8/24/2018	\$1,555,103,530	\$672,046,213	\$22,628,106	Casualty, Excluding Workers' Compensation
11630	JEFFERSON INSURANCE COMPANY	NY	3/15/1950	11/13/1956	\$803,719,630	\$275,161,657	\$98,043,827	Casualty, Excluding Workers' Compensation; Marine and Transportation; Property
16379	JET INSURANCE COMPANY	NC	6/7/2018	1/9/2024	#N/A	#N/A	#N/A	Surety Including Fidelity
14354	JEWELERS MUTUAL INSURANCE COMPANY, SI	WI	3/12/1913	7/28/1972	\$889,148,825	\$533,317,305	\$63,051,091	Property; Surety Including Fidelity; Marine and Transportation; Casualty, Excluding Workers' Compensation
16116	JM SPECIALTY INSURANCE COMPANY	WI	1/3/2017	6/25/2018	\$17,634,972	\$17,272,317	\$307,755	Surety Including Fidelity; Marine and Transportation; Casualty, Excluding Workers' Compensation; Property
39004	KEMPER FINANCIAL INDEMNITY COMPANY	IL	6/18/1980	12/8/1999	\$8,399,295	\$8,298,445	\$240,156	Marine and Transportation; Property; Casualty, Excluding Workers' Compensation; Surety Including Fidelity
10885	KEY RISK INSURANCE COMPANY	IA	12/10/1997	3/1/2011	\$105,121,709	\$37,421,202	\$1,436,709	Marine and Transportation; Surety Including Fidelity; Casualty, Including Workers' Compensation; Property
33987	KIN INTERINSURANCE NEXUS EXCHANGE	AZ	6/19/1986	12/9/1997	\$51,707,015	\$20,172,347	(\$8,435,902)	Surety Including Fidelity; Casualty, Excluding Workers' Compensation; Property; Marine and Transportation
13722	KNIGHTBROOK INSURANCE COMPANY	DE	12/17/1934	5/18/2011	\$292,907,573	\$156,501,261	\$13,030,849	Casualty, Excluding Workers' Compensation; Property; Marine and Transportation
26077	LANCER INSURANCE COMPANY	IL	4/27/1945	11/13/1956	\$771,193,444	\$238,574,773	\$21,252,476	Property; Surety Including Fidelity; Casualty, Including Workers' Compensation; Marine and Transportation
37109	LANDCAR CASUALTY COMPANY	UT	10/3/1989	5/2/1997	\$107,756,794	\$63,255,985	\$7,720,856	Casualty, Excluding Workers' Compensation
37940	LEXINGTON NATIONAL INSURANCE CORPORATION	FL	10/23/1989	9/30/2003	\$149,044,666	\$23,047,578	\$2,751,621	Surety Including Fidelity; Casualty, Excluding Workers' Compensation
13307	LEXON INSURANCE COMPANY	TX	3/20/1984	9/24/1999	\$582,350,420	\$91,388,162	\$14,075,971	Surety Including Fidelity; Casualty, Excluding Workers' Compensation

COCODE	COMPANY NAME	STATE OF DOMICILE	INCORPORATED DATE	IDAHO LICENSE DATE	TOTAL ASSETS	CAPITAL AND SURPLUS	NET INCOME	LINE(S) OF BUSINESS
42404	LIBERTY INSURANCE CORPORATION	IL	12/16/1988	12/15/1988	\$223,361,081	\$216,012,992	\$458,212	Surety Including Fidelity; Casualty, Including Workers' Compensation; Property; Marine and Transportation
19917	LIBERTY INSURANCE UNDERWRITERS INC.	IL	11/17/1978	8/13/1981	\$360,466,515	\$114,223,053	\$8,999,795	Casualty, Excluding Workers' Compensation; Disability, Excluding Managed Care; Property; Marine and Transportation; Surety Including Fidelity
23035	LIBERTY MUTUAL FIRE INSURANCE COMPANY	WI	10/31/1908	4/1/1936	\$8,700,778,263	\$1,948,647,943	\$148,391,807	Property; Surety Including Fidelity; Marine and Transportation; Casualty, Including Workers' Compensation
23043	LIBERTY MUTUAL INSURANCE COMPANY	MA	1/1/1912	8/28/1935	\$74,539,483,661	\$27,435,067,490	\$3,439,823,379	Marine and Transportation; Casualty, Including Workers' Compensation; Surety Including Fidelity; Property; Disability, Excluding Managed Care
12484	LIBERTY MUTUAL PERSONAL INSURANCE COMPANY	NH	11/9/1920	8/19/2019	\$16,804,568	\$16,233,049	\$420,186	Casualty, Excluding Workers' Compensation; Property; Marine and Transportation
41939	LIBERTY NORTHWEST INSURANCE CORPORATION	OR	1/21/1983	10/28/1983	\$61,088,537	\$60,613,376	\$903,269	Property; Marine and Transportation; Surety Including Fidelity; Casualty, Including Workers' Compensation
40550	LIO INSURANCE COMPANY	AZ	8/21/1978	5/27/1981	\$188,942,370	\$105,096,500	(\$2,404,060)	Marine and Transportation; Casualty, Excluding Workers' Compensation; Property; Surety Including Fidelity; Disability, Excluding Managed Care
36447	LM GENERAL INSURANCE COMPANY	IL	11/17/1978	8/13/1981	\$49,064,623	\$30,346,382	\$498,812	Property; Marine and Transportation; Disability, Excluding Managed Care; Surety Including Fidelity; Casualty, Excluding Workers' Compensation
33600	LM INSURANCE CORPORATION	IL	6/16/1989	5/23/1991	\$125,994,757	\$123,683,108	\$2,836,681	Casualty, Including Workers' Compensation; Marine and Transportation; Surety Including Fidelity; Disability, Excluding Managed Care; Property
32352	LM PROPERTY AND CASUALTY INSURANCE COMPANY	IN	1/2/1975	10/20/1975	\$52,218,729	\$41,032,050	\$867,080	Marine and Transportation; Disability, Excluding Managed Care; Property; Casualty, Excluding Workers' Compensation; Surety Including Fidelity
16694	LONE PEAK INSURANCE COMPANY	UT	5/28/2019	1/12/2024	\$12,418,079	\$10,319,780	\$635,664	Casualty, Excluding Workers' Compensation
10051	LYNDON SOUTHERN INSURANCE COMPANY	DE	9/16/1996	7/5/2005	\$1,047,027,397	\$241,803,235	\$37,661,780	Casualty, Excluding Workers' Compensation; Disability, Excluding Managed Care; Surety Including Fidelity; Property; Marine and Transportation
42617	MAG MUTUAL INSURANCE COMPANY	GA	8/19/1981	12/18/2019	\$2,888,875,203	\$1,066,791,053	\$39,173,464	Property; Casualty, Including Workers' Compensation; Surety Including Fidelity
34460	MAIDSTONE INSURANCE COMPANY	NY	5/11/1988	3/22/2006	#N/A	#N/A	#N/A	Property; Casualty, Excluding Workers' Compensation
13026	MAIN STREET AMERICA PROTECTION INSURANCE COMPANY	FL	6/28/2007	4/5/2018	\$49,445,303	\$26,046,182	\$1,113,188	Casualty, Excluding Workers' Compensation; Marine and Transportation; Property
36897	MANUFACTURERS ALLIANCE INSURANCE COMPANY	PA	1/11/1979	5/1/2002	\$300,954,683	\$83,312,661	\$9,941,540	Surety Including Fidelity; Disability, Excluding Managed Care; Marine and Transportation; Property; Casualty, Including Workers' Compensation
23876	MAPFRE INSURANCE COMPANY	NJ	2/21/1985	1/16/1992	\$85,459,519	\$22,551,057	\$1,459,025	Marine and Transportation; Surety Including Fidelity; Casualty, Excluding Workers' Compensation; Property
28932	MARKEL AMERICAN INSURANCE COMPANY	VA	10/15/1986	11/26/1991	\$2,056,584,977	\$604,835,051	\$35,272,746	Marine and Transportation; Casualty, Including Workers' Compensation; Surety Including Fidelity; Property
38970	MARKEL INSURANCE COMPANY	IL	11/26/1980	11/1/1984	\$5,905,439,191	\$2,988,537,520	\$133,287,065	Casualty, Including Workers' Compensation; Surety Including Fidelity; Marine and Transportation; Property; Disability, Excluding Managed Care
22306	MASSACHUSETTS BAY INSURANCE COMPANY	NH	12/20/1994	10/1/2011	\$82,409,532	\$82,283,389	\$2,125,821	Surety Including Fidelity; Casualty, Including Workers' Compensation; Property; Marine and Transportation
10784	MAXUM CASUALTY INSURANCE COMPANY	CT	11/25/1996	6/30/2005	\$27,916,349	\$19,885,317	\$417,436	Casualty, Excluding Workers' Compensation; Surety Including Fidelity; Marine and Transportation; Property
12041	MBIA INSURANCE CORPORATION	NY	3/23/1967	6/9/1972	\$168,680,310	\$82,690,976	(\$64,244,980)	Surety Including Fidelity
32433	MEDICAL INSURANCE EXCHANGE OF CALIFORNIA	CA	7/11/1975	9/1/1976	\$450,151,702	\$218,900,407	\$8,170,555	Casualty, Excluding Workers' Compensation; Disability, Excluding Managed Care
32522	MEDICAL MUTUAL INSURANCE COMPANY OF NORTH CAROLINA	NC	10/3/1975	3/1/2020	\$782,966,897	\$295,511,321	\$1,170,551	Casualty, Excluding Workers' Compensation
11843	MEDICAL PROTECTIVE COMPANY	IN	12/2/1909	12/6/1994	\$6,199,721,866	\$4,222,613,688	\$1,067,363,877	Property; Surety Including Fidelity; Marine and Transportation; Casualty, Excluding Workers' Compensation
12754	MEDICUS INSURANCE COMPANY	TX	9/28/2006	3/6/2012	\$7,187,424	\$6,712,985	\$213,555	Casualty, Excluding Workers' Compensation
22241	MEDMARC CASUALTY INSURANCE COMPANY	VT	7/26/1950	12/31/1979	\$153,000,651	\$60,845,496	\$4,783,901	Surety Including Fidelity; Marine and Transportation; Casualty, Excluding Workers' Compensation
14164	MEMIC CASUALTY COMPANY	NH	12/12/2011	12/21/2020	\$188,704,767	\$54,012,899	\$5,806,255	Casualty, Including Workers' Compensation
11030	MEMIC INDEMNITY COMPANY	NH	2/24/2000	7/1/2006	\$644,024,615	\$197,604,846	\$14,978,179	Casualty, Including Workers' Compensation
33650	MENDOTA INSURANCE COMPANY	TN	5/1/1989	3/31/1995	\$158,387,626	\$31,879,821	\$6,981,946	Property; Marine and Transportation; Casualty, Excluding Workers' Compensation
31968	MERASTAR INSURANCE COMPANY	IL	8/14/1974	8/18/1981	\$76,085,675	\$35,276,458	\$435,446	Casualty, Excluding Workers' Compensation; Property; Marine and Transportation
14494	MERCHANTS BONDING COMPANY (MUTUAL)	IA	1/1/1933	6/16/1988	\$524,662,999	\$317,068,900	\$37,256,702	Casualty, Excluding Workers' Compensation; Surety Including Fidelity
11595	MERCHANTS NATIONAL BONDING, INC.	IA	4/15/2003	9/25/2012	\$82,235,502	\$38,318,319	\$5,207,513	Surety Including Fidelity; Casualty, Excluding Workers' Compensation
16187	METROMILE INSURANCE COMPANY	DE	7/26/1971	10/27/1978	\$133,110,849	\$25,161,795	(\$4,847,951)	Disability, Excluding Managed Care; Marine and Transportation; Property; Casualty, Excluding Workers' Compensation
39950	METROPOLITAN GENERAL INSURANCE COMPANY	RI	6/30/1980	1/9/1986	\$418,153,508	\$204,898,493	\$1,824,461	Marine and Transportation; Property; Casualty, Excluding Workers' Compensation
40150	MGA INSURANCE COMPANY, INC.	TX	5/22/1981	5/16/1988	\$376,286,781	\$124,318,009	\$21,620,706	Surety Including Fidelity; Casualty, Excluding Workers' Compensation; Property; Marine and Transportation
22594	MGIC ASSURANCE CORPORATION	WI	9/27/1937	10/17/1988	\$380,537,162	\$346,847,136	\$12,258,440	Casualty, Excluding Workers' Compensation; Surety Including Fidelity
18740	MGIC INDEMNITY CORPORATION	WI	11/15/1956	1/3/2001	\$149,604,435	\$116,355,626	\$13,051,768	Mortgage Guaranty
16203	MGT INSURANCE COMPANY	WI	5/4/2017	9/9/2019	\$56,402,850	\$48,710,305	(\$672,215)	Property; Marine and Transportation; Casualty, Excluding Workers' Compensation
38660	MIC GENERAL INSURANCE CORPORATION	MI	8/14/1980	7/13/1982	\$36,670,769	\$16,971,798	\$345,238	Casualty, Excluding Workers' Compensation; Disability, Excluding Managed Care; Property; Surety Including Fidelity; Marine and Transportation
38601	MIC PROPERTY AND CASUALTY INSURANCE CORPORATION	MI	4/30/1980	7/13/1982	\$112,119,252	\$55,740,304	\$1,669,474	Surety Including Fidelity; Casualty, Excluding Workers' Compensation; Marine and Transportation; Property
14508	MICHIGAN MILLERS MUTUAL INSURANCE COMPANY	MI	10/01/1881	4/1/1914	\$366,675,838	\$118,738,613	\$10,985,700	Casualty, Including Workers' Compensation; Marine and Transportation; Property; Surety Including Fidelity
21687	MID-CENTURY INSURANCE COMPANY	CA	12/3/1949	12/21/1954	\$8,362,955,703	\$4,757,401,622	\$364,033,038	Marine and Transportation; Casualty, Including Workers' Compensation; Surety Including Fidelity; Property; Disability, Excluding Managed Care
15380	MID-CONTINENT ASSURANCE COMPANY	OH	8/13/1992	3/1/2006	\$22,194,594	\$22,160,165	\$721,532	Casualty, Excluding Workers' Compensation; Property; Marine and Transportation

COCODE	COMPANY NAME	STATE OF DOMICILE	INCORPORATED DATE	IDAHO LICENSE DATE	TOTAL ASSETS	CAPITAL AND SURPLUS	NET INCOME	LINE(S) OF BUSINESS
23418	MID-CONTINENT CASUALTY COMPANY	OH	2/26/1947	3/1/2006	\$651,533,647	\$234,160,560	\$14,417,323	Property; Marine and Transportation; Casualty, Excluding Workers' Compensation
23434	MIDDLESEX INSURANCE COMPANY	WI	03/03/1826	9/1/2010	\$292,146,068	\$262,620,068	\$48,788,018	Property; Surety Including Fidelity; Casualty, Including Workers' Compensation; Marine and Transportation
27138	MIDVALE INDEMNITY COMPANY	WI	11/17/1970	11/3/1975	\$131,557,390	\$19,333,094	\$195,208	Surety Including Fidelity; Marine and Transportation; Property; Casualty, Including Workers' Compensation; Disability, Excluding Managed Care
23612	MIDWEST EMPLOYERS CASUALTY COMPANY	DE	3/21/1986	9/25/1989	\$221,230,614	\$136,502,258	\$7,620,513	Property; Casualty, Including Workers' Compensation; Marine and Transportation; Surety Including Fidelity
16262	MIDWEST FAMILY ADVANTAGE INSURANCE COMPANY	IA	11/20/2017	2/6/2020	\$18,818,907	\$16,233,969	\$1,425,260	Casualty, Including Workers' Compensation; Property; Surety Including Fidelity; Marine and Transportation
23574	MIDWEST FAMILY MUTUAL INSURANCE COMPANY	IA	04/15/1891	6/1/2011	\$505,319,444	\$140,741,255	\$11,061,368	Surety Including Fidelity; Marine and Transportation; Property; Casualty, Including Workers' Compensation
41653	MILBANK INSURANCE COMPANY	IA	10/21/1982	12/1/1982	\$103,712,008	\$76,517,512	\$2,310,178	Casualty, Excluding Workers' Compensation; Marine and Transportation; Property; Surety Including Fidelity
26662	MILFORD CASUALTY INSURANCE COMPANY	DE	9/28/1973	11/1/2007	\$27,660,435	\$26,992,512	\$703,224	Casualty, Including Workers' Compensation; Property; Marine and Transportation; Surety Including Fidelity
42234	MINNESOTA LAWYERS MUTUAL INSURANCE COMPANY	MN	5/28/1981	9/24/2003	\$275,429,321	\$168,437,588	\$3,421,785	Casualty, Excluding Workers' Compensation
20362	mitsui sumitomo insurance company of america	NY	3/29/2001	9/28/2001	\$2,597,474,278	\$1,231,191,850	\$22,901,854	Casualty, Including Workers' Compensation; Surety Including Fidelity; Property; Marine and Transportation
22551	mitsui sumitomo insurance usa inc.	NY	1/28/1988	12/31/1988	\$410,932,267	\$242,224,407	\$4,177,941	Surety Including Fidelity; Casualty, Including Workers' Compensation; Property; Marine and Transportation
16942	MMIC INSURANCE, INC.	MN	10/10/1980	8/8/2013	\$720,238,880	\$265,541,443	\$35,312,366	Casualty, Excluding Workers' Compensation
10675	MOBILITAS GENERAL INSURANCE COMPANY	AZ	11/26/1996	6/22/2020	\$292,775,412	\$24,145,604	\$160,826	Casualty, Excluding Workers' Compensation; Marine and Transportation
23540	MONTEREY INSURANCE COMPANY	CA	7/7/1987	10/19/2006	\$139,454,125	\$38,843,843	\$2,768,698	Marine and Transportation; Property; Casualty, Excluding Workers' Compensation
29858	MORTGAGE GUARANTY INSURANCE CORPORATION	WI	2/20/1979	12/26/1979	\$6,417,874,797	\$972,641,622	\$1,094,704,267	Mortgage Guaranty
13331	MOTORISTS COMMERCIAL MUTUAL INSURANCE COMPANY	OH	05/25/1899	9/23/1927	\$952,344,388	\$314,189,735	\$36,302,843	Property; Surety Including Fidelity; Marine and Transportation; Casualty, Including Workers' Compensation; Disability, Excluding Managed Care
22012	MOTORS INSURANCE CORPORATION	MI	10/3/1939	3/2/1940	\$2,430,565,887	\$1,083,469,061	\$89,557,700	Property; Marine and Transportation; Casualty, Excluding Workers' Compensation; Surety Including Fidelity
10205	MOUNTAIN VALLEY INDEMNITY COMPANY	NY	2/2/1995	8/1/2009	\$4,297,659	\$3,498,245	\$236,617	Surety Including Fidelity; Marine and Transportation; Property; Casualty, Excluding Workers' Compensation
21075	MS TRANSVERSE INSURANCE COMPANY	TX	3/14/1961	10/6/1972	\$217,009,414	\$55,520,161	\$19,200,107	Property; Disability, Excluding Managed Care; Marine and Transportation; Surety Including Fidelity; Casualty, Including Workers' Compensation
10227	MUNICH REINSURANCE AMERICA, INC.	DE	4/2/1917	1/1/1978	\$23,446,924,314	\$5,552,508,953	(\$128,225,433)	Property; Marine and Transportation; Casualty, Including Workers' Compensation; Surety Including Fidelity; Disability, Excluding Managed Care
14761	MUTUAL OF ENUMCLAW INSURANCE COMPANY	OR	02/17/1898	6/19/1952	\$875,626,111	\$269,463,061	(\$15,494,585)	Surety Including Fidelity; Property; Casualty, Excluding Workers' Compensation; Marine and Transportation
11878	MUTUALAID EXCHANGE	KS	10/22/1957	3/1/2018	#N/A	#N/A	#N/A	Property; Marine and Transportation; Casualty, Excluding Workers' Compensation
23663	NATIONAL AMERICAN INSURANCE COMPANY	OK	4/11/1919	12/23/1969	\$476,264,182	\$118,569,022	\$12,431,773	Surety Including Fidelity; Property; Marine and Transportation; Casualty, Including Workers' Compensation
16632	NATIONAL BUILDERS INSURANCE COMPANY	DE	11/26/1962	9/25/2023	\$127,754,237	\$43,422,025	\$2,166,757	Property; Marine and Transportation; Surety Including Fidelity; Casualty, Excluding Workers' Compensation
11991	NATIONAL CASUALTY COMPANY	OH	12/19/1904	6/24/1908	\$1,072,020,036	\$215,815,668	\$11,216,185	Disability, Excluding Managed Care; Property; Surety Including Fidelity; Casualty, Including Workers' Compensation; Marine and Transportation
10243	NATIONAL CONTINENTAL INSURANCE COMPANY	NY	12/24/1897	12/23/1958	\$150,118,603	\$102,457,072	\$2,346,523	Property; Casualty, Excluding Workers' Compensation; Marine and Transportation
16217	NATIONAL FARMERS UNION PROPERTY AND CASUALTY COMPANY	NC	12/5/1984	10/27/1986	\$41,737,016	\$10,410,802	\$599,279	Marine and Transportation; Casualty, Including Workers' Compensation; Property; Surety Including Fidelity; Disability, Excluding Managed Care
20478	NATIONAL FIRE INSURANCE COMPANY OF HARTFORD	IL	06/04/1869	05/01/1893	\$81,921,542	\$81,824,247	\$2,638,895	Surety Including Fidelity; Disability, Excluding Managed Care; Casualty, Including Workers' Compensation; Marine and Transportation; Property
42447	NATIONAL GENERAL ASSURANCE COMPANY	MO	6/2/1983	1/2/1996	\$49,415,728	\$16,464,585	\$331,009	Marine and Transportation; Property; Casualty, Excluding Workers' Compensation
23728	NATIONAL GENERAL INSURANCE COMPANY	MO	11/2/1966	8/18/1969	\$98,057,590	\$16,892,497	\$779,889	Casualty, Excluding Workers' Compensation; Property
11044	NATIONAL GENERAL INSURANCE ONLINE, INC.	MO	4/6/2000	2/23/2004	\$31,467,779	\$11,380,822	\$179,751	Casualty, Excluding Workers' Compensation; Property; Marine and Transportation
20087	NATIONAL INDEMNITY COMPANY	NE	4/26/1940	5/17/1949	\$380,648,942,366	\$240,605,996,098	\$74,017,687,345	Casualty, Including Workers' Compensation; Property; Disability, Excluding Managed Care; Marine and Transportation; Surety Including Fidelity
27944	NATIONAL INSURANCE ASSOCIATION	IN	11/15/1972	4/8/1988	\$15,961,408	\$15,509,662	\$323,970	Casualty, Excluding Workers' Compensation
32620	NATIONAL INTERSTATE INSURANCE COMPANY	OH	2/10/1989	10/27/1992	\$2,255,082,798	\$505,054,537	\$71,699,354	Casualty, Including Workers' Compensation; Marine and Transportation; Property
20052	NATIONAL LIABILITY & FIRE INSURANCE COMPANY	CT	4/23/1957	1/23/1990	\$6,088,681,558	\$2,421,787,671	\$150,101,440	Marine and Transportation; Surety Including Fidelity; Casualty, Including Workers' Compensation; Property
13695	NATIONAL MORTGAGE INSURANCE CORPORATION	WI	6/30/2009	3/11/2013	\$3,223,984,083	\$984,361,451	\$111,204,749	Mortgage Guaranty
23825	NATIONAL PUBLIC FINANCE GUARANTEE CORPORATION	NY	12/28/1959	2/3/1972	\$1,289,684,503	\$602,101,976	(\$133,228,259)	Surety Including Fidelity
22608	NATIONAL SPECIALTY INSURANCE COMPANY	TX	11/30/1960	8/3/2004	\$200,879,789	\$87,336,585	\$8,615,220	Marine and Transportation; Property; Surety Including Fidelity; Casualty, Including Workers' Compensation
15474	NATIONAL SUMMIT INSURANCE COMPANY	TX	8/1/1948	6/1/2022	\$246,122,581	\$56,048,096	(\$5,488,410)	Marine and Transportation; Surety Including Fidelity; Property; Casualty, Including Workers' Compensation
21881	NATIONAL SURETY CORPORATION	IL	9/3/1970	5/5/1972	\$157,679,328	\$86,500,772	\$2,093,910	Casualty, Including Workers' Compensation; Disability, Excluding Managed Care; Surety Including Fidelity; Property; Marine and Transportation
19445	NATIONAL UNION FIRE INSURANCE COMPANY OF PITTSBURGH, PA	PA	2/14/1901	5/5/1904	\$20,719,180,886	\$5,414,301,810	\$761,936,359	Property; Surety Including Fidelity; Casualty, Including Workers' Compensation; Disability, Excluding Managed Care; Marine and Transportation

COCODE	COMPANY NAME	STATE OF DOMICILE	INCORPORATED DATE	IDAHO LICENSE DATE	TOTAL ASSETS	CAPITAL AND SURPLUS	NET INCOME	LINE(S) OF BUSINESS
26093	NATIONWIDE AFFINITY INSURANCE COMPANY OF AMERICA	OH	5/19/1924	10/3/1946	\$105,418,792	\$10,212,638	\$267,730	Casualty, Including Workers' Compensation; Disability, Excluding Managed Care; Property; Marine and Transportation; Surety Including Fidelity
28223	NATIONWIDE AGRIBUSINESS INSURANCE COMPANY	IA	12/26/1831	10/23/1990	\$1,597,273,519	\$238,688,175	\$22,355,976	Marine and Transportation; Property; Surety Including Fidelity; Casualty, Including Workers' Compensation
10723	NATIONWIDE ASSURANCE COMPANY	OH	2/14/1942	10/10/2018	\$217,205,162	\$63,959,242	\$2,230,607	Property; Casualty, Including Workers' Compensation
23760	NATIONWIDE GENERAL INSURANCE COMPANY	OH	8/22/1957	10/1/1997	\$1,178,822,283	\$301,394,433	\$12,724,185	Property; Casualty, Including Workers' Compensation
25453	NATIONWIDE INSURANCE COMPANY OF AMERICA	OH	6/30/1960	4/1/1961	\$1,145,835,607	\$270,346,174	\$14,025,865	Casualty, Including Workers' Compensation; Marine and Transportation; Property
23787	NATIONWIDE MUTUAL INSURANCE COMPANY	OH	12/16/1925	10/11/1955	\$50,617,729,406	\$20,927,295,830	\$674,121,113	Property; Marine and Transportation; Casualty, Including Workers' Compensation; Surety Including Fidelity
37877	NATIONWIDE PROPERTY AND CASUALTY INSURANCE COMPANY	OH	11/9/1979	12/30/1987	\$411,263,124	\$46,050,960	\$1,360,648	Surety Including Fidelity; Marine and Transportation; Casualty, Including Workers' Compensation; Property
25240	NAU COUNTRY INSURANCE COMPANY	MN	12/31/1985	11/30/2005	\$1,452,298,135	\$237,764,901	\$11,508,292	Marine and Transportation; Casualty, Excluding Workers' Compensation; Property
42307	NAVIGATORS INSURANCE COMPANY	NY	7/16/1981	3/7/1994	\$7,999,301,814	\$2,214,886,881	\$296,179,664	Casualty, Excluding Workers' Compensation; Disability, Excluding Managed Care; Marine and Transportation; Surety Including Fidelity; Property
15865	NCMC INSURANCE COMPANY	IA	1/1/1946	4/7/1977	\$874,079,096	\$392,137,484	\$37,052,846	Marine and Transportation; Casualty, Excluding Workers' Compensation; Property
24171	NETHERLANDS INSURANCE COMPANY (THE)	NH	12/12/1978	12/9/1980	\$23,830,228	\$23,404,794	\$463,857	Property; Surety Including Fidelity; Casualty, Excluding Workers' Compensation; Marine and Transportation
10007	NEVADA GENERAL INSURANCE COMPANY	NV	12/28/1993	3/1/2012	\$10,425,507	\$8,146,792	(\$192,352)	Property; Casualty, Excluding Workers' Compensation
21830	NEW ENGLAND INSURANCE COMPANY	CT	8/25/1989	7/1/1990	\$16,039,760	\$14,149,331	(\$319,509)	Casualty, Excluding Workers' Compensation; Surety Including Fidelity; Property; Marine and Transportation
41629	NEW ENGLAND REINSURANCE CORPORATION	CT	12/28/1981	6/7/1983	\$26,296,560	\$24,538,212	\$137,303	Surety Including Fidelity; Marine and Transportation; Casualty, Excluding Workers' Compensation; Property
23841	NEW HAMPSHIRE INSURANCE COMPANY	IL	07/01/1869	12/15/1919	\$221,750,191	\$76,561,771	\$4,924,099	Casualty, Including Workers' Compensation; Disability, Excluding Managed Care; Marine and Transportation; Surety Including Fidelity; Property
16608	NEW YORK MARINE AND GENERAL INSURANCE COMPANY	NY	3/22/1972	12/30/1987	\$2,709,497,592	\$675,138,847	\$110,002,877	Property; Casualty, Including Workers' Compensation; Surety Including Fidelity; Marine and Transportation
14788	NGM INSURANCE COMPANY	FL	3/28/1923	1/28/2004	\$646,182,250	\$620,018,225	\$2,732,220	Surety Including Fidelity; Casualty, Including Workers' Compensation; Property; Marine and Transportation
33200	NORCAL INSURANCE COMPANY	CA	9/18/1975	9/29/2016	\$1,504,348,520	\$566,796,891	\$61,444,110	Casualty, Excluding Workers' Compensation
31470	NORGUARD INSURANCE COMPANY	NE	8/12/1987	1/1/2004	\$2,500,545,379	\$430,969,135	(\$127,239,528)	Marine and Transportation; Casualty, Including Workers' Compensation; Property; Surety Including Fidelity
23892	NORTH PACIFIC INSURANCE COMPANY	OR	6/26/1958	6/29/1964	\$9,155,314	\$8,857,945	\$149,235	Casualty, Excluding Workers' Compensation; Property; Surety Including Fidelity; Marine and Transportation
27740	NORTH POINTE INSURANCE COMPANY	PA	10/13/1986	10/20/2004	\$24,966,796	\$19,384,542	\$1,392,903	Marine and Transportation; Casualty, Including Workers' Compensation; Property
21105	NORTH RIVER INSURANCE COMPANY (THE)	NJ	6/6/1972	9/30/1972	\$2,169,779,479	\$622,721,144	\$87,611,440	Casualty, Including Workers' Compensation; Surety Including Fidelity; Disability, Excluding Managed Care; Marine and Transportation; Property
24031	NORTHLAND CASUALTY COMPANY	CT	5/18/1959	11/15/1959	\$144,099,970	\$40,818,315	\$5,943,969	Marine and Transportation; Surety Including Fidelity; Property; Casualty, Excluding Workers' Compensation
24015	NORTHLAND INSURANCE COMPANY	CT	1/16/1948	6/15/1960	\$1,515,430,509	\$559,227,443	\$59,635,791	Casualty, Excluding Workers' Compensation; Surety Including Fidelity; Marine and Transportation; Property
42552	NOVA CASUALTY COMPANY	NY	9/13/1979	4/15/1988	\$102,607,373	\$101,653,732	\$904,733	Surety Including Fidelity; Property; Marine and Transportation; Casualty, Including Workers' Compensation
39608	NUTMEG INSURANCE COMPANY	CT	11/19/1980	7/1/2011	\$523,156,138	\$294,526,987	\$35,839,085	Casualty, Including Workers' Compensation; Surety Including Fidelity; Property; Marine and Transportation
34630	OAK RIVER INSURANCE COMPANY	NE	3/4/1993	1/1/2014	\$1,417,495,472	\$819,384,164	\$41,510,453	Casualty, Including Workers' Compensation
31208	OAKWOOD INSURANCE COMPANY	TN	9/25/1974	1/1/1975	\$14,377,026	\$40,732,689	\$687,374	Marine and Transportation; Property; Casualty, Excluding Workers' Compensation; Surety Including Fidelity
15645	OBI AMERICA INSURANCE COMPANY	PA	1/17/2013	6/1/2022	\$15,814,955	\$15,774,356	\$279,384	Casualty, Including Workers' Compensation
14190	OBI NATIONAL INSURANCE COMPANY	PA	7/28/2011	8/1/2013	\$13,797,308	\$13,753,355	\$280,359	Casualty, Including Workers' Compensation
35602	OBSIDIAN INSURANCE COMPANY	OH	2/9/1978	8/6/1982	\$170,986,164	\$75,924,825	\$4,136,968	Disability, Excluding Managed Care; Property; Marine and Transportation; Surety Including Fidelity; Casualty, Excluding Workers' Compensation
23248	OCCIDENTAL FIRE & CASUALTY COMPANY OF NORTH CAROLINA	NC	10/31/1961	5/29/1962	\$523,784,574	\$296,906,314	\$8,820,755	Property; Casualty, Including Workers' Compensation; Disability, Excluding Managed Care; Marine and Transportation; Surety Including Fidelity
23680	ODYSSEY REINSURANCE COMPANY	CT	9/10/1986	11/6/1987	\$16,380,868,936	\$5,334,096,751	\$788,785,156	Marine and Transportation; Casualty, Including Workers' Compensation; Surety Including Fidelity; Property; Disability, Excluding Managed Care
24074	OHIO CASUALTY INSURANCE COMPANY (THE)	NH	11/6/1919	9/20/1947	\$9,437,236,269	\$2,886,558,051	\$181,650,226	Surety Including Fidelity; Casualty, Including Workers' Compensation; Property; Marine and Transportation; Disability, Excluding Managed Care
26565	OHIO INDEMNITY COMPANY	OH	2/11/1956	10/20/1986	\$288,875,024	\$79,508,772	\$14,890,764	Surety Including Fidelity; Casualty, Excluding Workers' Compensation; Marine and Transportation
24082	OHIO SECURITY INSURANCE COMPANY	NH	11/1/1950	9/23/1970	\$26,823,651	\$16,618,264	\$451,281	Surety Including Fidelity; Casualty, Including Workers' Compensation; Property; Marine and Transportation
24139	OLD REPUBLIC GENERAL INSURANCE CORPORATION	IL	9/7/1960	11/16/1962	\$2,600,737,676	\$658,604,995	\$42,900,038	Disability, Excluding Managed Care; Marine and Transportation; Surety Including Fidelity; Casualty, Including Workers' Compensation; Property
24147	OLD REPUBLIC INSURANCE COMPANY	PA	4/11/1935	1/15/1955	\$4,394,004,124	\$1,408,088,083	\$213,738,487	Casualty, Including Workers' Compensation; Disability, Excluding Managed Care; Surety Including Fidelity; Property; Marine and Transportation
35424	OLD REPUBLIC SECURITY ASSURANCE COMPANY	IL	7/26/1977	11/14/1977	\$533,385,188	\$267,753,031	\$49,317,322	Casualty, Excluding Workers' Compensation; Property; Marine and Transportation; Disability, Excluding Managed Care; Surety Including Fidelity
40444	OLD REPUBLIC SURETY COMPANY	WI	12/28/1981	5/16/1990	\$196,297,492	\$78,862,574	(\$1,069,160)	Surety Including Fidelity
37060	OLD UNITED CASUALTY COMPANY	KS	11/15/1988	12/29/1992	\$1,258,561,293	\$512,233,413	\$86,561,042	Property; Disability, Excluding Managed Care; Casualty, Excluding Workers' Compensation

COCODE	COMPANY NAME	STATE OF DOMICILE	INCORPORATED DATE	IDAHO LICENSE DATE	TOTAL ASSETS	CAPITAL AND SURPLUS	NET INCOME	LINE(S) OF BUSINESS
16219	OMAHA NATIONAL INSURANCE COMPANY	NE	9/8/2017	5/31/2024	\$196,835,475	\$73,666,498	(\$938,340)	Marine and Transportation; Casualty, Including Workers' Compensation; Property
23922	OREGON AUTOMOBILE INSURANCE COMPANY	OR	12/28/1925	5/22/1963	\$9,148,096	\$8,695,570	\$140,142	Surety Including Fidelity; Marine and Transportation; Casualty, Excluding Workers' Compensation; Property
14907	OREGON MUTUAL INSURANCE COMPANY	OR	12/29/1894	10/28/1925	\$251,657,828	\$50,917,755	(\$3,388,155)	Property; Surety Including Fidelity; Marine and Transportation; Casualty, Excluding Workers' Compensation
32700	OWNERS INSURANCE COMPANY	OH	5/13/1975	12/1/2005	\$6,348,266,168	\$2,097,176,028	\$214,641,808	Marine and Transportation; Disability, Excluding Managed Care; Property; Surety Including Fidelity; Casualty, Including Workers' Compensation
11555	PACIFIC COMPENSATION INSURANCE COMPANY	CA	1/31/2002	8/1/2008	\$761,340,732	\$206,559,101	\$190,009	Casualty, Including Workers' Compensation
22748	PACIFIC EMPLOYERS INSURANCE COMPANY	PA	7/17/1923	12/1/1942	\$1,005,805,278	\$922,463,571	\$6,623,631	Marine and Transportation; Casualty, Including Workers' Compensation; Disability, Excluding Managed Care; Surety Including Fidelity; Property
20346	PACIFIC INDEMNITY COMPANY	DE	1/16/1926	11/24/1927	\$16,461,694,190	\$4,059,837,750	\$698,442,406	Surety Including Fidelity; Disability, Excluding Managed Care; Property; Marine and Transportation; Casualty, Including Workers' Compensation
37850	PACIFIC SPECIALTY INSURANCE COMPANY	CA	4/18/1988	4/1/1997	\$331,534,877	\$140,909,451	\$10,721,408	Casualty, Excluding Workers' Compensation; Marine and Transportation; Property
29793	PACIFIC STAR INSURANCE COMPANY	WI	8/3/1987	4/5/1991	\$17,509,670	\$9,669,060	\$131,461	Marine and Transportation; Surety Including Fidelity; Property; Casualty, Excluding Workers' Compensation
20338	PALOMAR SPECIALTY INSURANCE COMPANY	OR	2/14/1963	11/8/2023	\$1,264,587,631	\$451,718,609	\$99,733,714	Property; Surety Including Fidelity; Casualty, Excluding Workers' Compensation; Marine and Transportation
10859	PARK NATIONAL INSURANCE COMPANY	DE	1/1/1978	11/1/2009	\$20,128,350	\$20,351,059	\$978,027	Surety Including Fidelity; Marine and Transportation; Casualty, Including Workers' Compensation; Property
11835	PARTNERRE AMERICA INSURANCE COMPANY	DE	8/15/1919	6/4/1981	\$309,599,657	\$65,565,435	\$4,250,466	Property; Casualty, Excluding Workers' Compensation; Marine and Transportation; Disability, Excluding Managed Care
18139	PEAK PROPERTY AND CASUALTY INSURANCE CORPORATION	WI	8/16/1985	3/16/1988	\$74,581,995	\$64,397,805	\$1,413,940	Property; Marine and Transportation; Casualty, Excluding Workers' Compensation
18333	PEERLESS INDEMNITY INSURANCE COMPANY	IL	4/30/2002	12/31/2002	\$195,773,168	\$179,470,238	\$4,146,708	Surety Including Fidelity; Marine and Transportation; Property; Casualty, Including Workers' Compensation
24198	PEERLESS INSURANCE COMPANY	NH	3/7/1901	8/21/1943	\$22,711,055,452	\$6,256,567,972	\$449,791,587	Marine and Transportation; Surety Including Fidelity; Property; Casualty, Excluding Workers' Compensation
16651	PEKIN SELECT INSURANCE COMPANY	IL	8/23/2019	12/20/2024	\$8,295,775	\$8,253,162	\$231,095	Surety Including Fidelity; Property; Casualty, Including Workers' Compensation; Marine and Transportation
24341	PEMCO MUTUAL INSURANCE COMPANY	WA	10/5/1948	8/27/2009	\$900,276,341	\$276,594,985	(\$10,455,926)	Casualty, Excluding Workers' Compensation; Marine and Transportation; Property; Surety Including Fidelity
14982	PENN MILLERS INSURANCE COMPANY	PA	01/10/1887	6/1/2005	\$107,513,177	\$53,648,634	\$3,844,234	Surety Including Fidelity; Property; Casualty, Including Workers' Compensation; Marine and Transportation
32859	PENN-AMERICA INSURANCE COMPANY	PA	12/23/1975	1/8/1996	\$106,468,014	\$35,034,181	\$3,902,805	Property; Casualty, Excluding Workers' Compensation; Marine and Transportation
14974	PENNSYLVANIA LUMBERMENS MUTUAL INSURANCE COMPANY	PA	02/26/1895	1/2/2007	\$771,384,841	\$218,399,700	\$18,809,492	Property; Casualty, Excluding Workers' Compensation; Marine and Transportation; Surety Including Fidelity
12262	PENNSYLVANIA MANUFACTURERS' ASSOCIATION INSURANCE COMPANY	PA	7/6/1964	7/14/1977	\$1,529,991,208	\$333,254,359	\$47,553,115	Disability, Excluding Managed Care; Marine and Transportation; Property; Casualty, Including Workers' Compensation; Surety Including Fidelity
41424	PENNSYLVANIA MANUFACTURERS INDEMNITY COMPANY	PA	7/6/1982	5/1/2002	\$309,725,813	\$93,864,468	\$12,533,399	Casualty, Including Workers' Compensation; Marine and Transportation; Property; Surety Including Fidelity; Disability, Excluding Managed Care
14990	PENNSYLVANIA NATIONAL MUTUAL CASUALTY INSURANCE COMPANY	PA	1/6/1919	9/3/1974	\$1,662,776,833	\$837,003,103	\$1,215,413	Surety Including Fidelity; Marine and Transportation; Casualty, Excluding Workers' Compensation; Property; Disability, Excluding Managed Care
37648	PERMANENT GENERAL ASSURANCE CORPORATION	WI	10/23/1978	12/20/1991	\$190,743,132	\$264,899,508	\$173,669,435	Property; Casualty, Excluding Workers' Compensation; Surety Including Fidelity; Marine and Transportation
12297	PETROLEUM CASUALTY COMPANY	TX	10/8/1925	9/30/1969	\$30,937,706	\$24,080,420	\$1,826,214	Casualty, Including Workers' Compensation; Property; Marine and Transportation
13714	PHARMACISTS MUTUAL INSURANCE COMPANY	IA	10/16/1909	12/21/2001	\$342,693,438	\$95,190,414	(\$5,428,521)	Surety Including Fidelity; Property; Casualty, Including Workers' Compensation; Marine and Transportation
18058	PHILADELPHIA INDEMNITY INSURANCE COMPANY	PA	2/10/1927	8/2/1989	\$12,764,101,171	\$3,948,811,439	\$599,106,105	Property; Casualty, Excluding Workers' Compensation; Disability, Excluding Managed Care; Surety Including Fidelity; Marine and Transportation
25623	PHOENIX INSURANCE COMPANY (THE)	CT	06/01/1850	07/01/1880	\$5,794,683,568	\$2,007,381,593	\$265,249,590	Property; Marine and Transportation; Surety Including Fidelity; Disability, Excluding Managed Care; Casualty, Including Workers' Compensation
40738	PHYSICIANS INSURANCE A MUTUAL COMPANY	WA	12/22/1981	12/1/1994	\$617,903,702	\$288,274,995	\$15,028,601	Casualty, Excluding Workers' Compensation; Marine and Transportation; Property; Disability, Excluding Managed Care
21296	PINNACLE NATIONAL INSURANCE COMPANY	TX	12/18/1919	9/12/1966	\$47,107,284	\$22,512,275	\$2,393,821	Property; Marine and Transportation; Casualty, Including Workers' Compensation; Surety Including Fidelity; Disability, Excluding Managed Care
40312	PIONEER SPECIALTY INSURANCE COMPANY	MN	8/17/1981	10/1/2011	\$215,669,362	\$50,786,925	\$4,208,859	Property; Marine and Transportation; Casualty, Including Workers' Compensation; Surety Including Fidelity
10817	PLATEAU CASUALTY INSURANCE COMPANY	TN	12/28/1995	9/29/2017	\$78,379,542	\$35,963,718	(\$484,232)	Property; Casualty, Excluding Workers' Compensation; Marine and Transportation
18619	PLATTE RIVER INSURANCE COMPANY	NE	1/6/1972	8/13/1981	\$179,448,740	\$59,850,835	\$6,341,311	Surety Including Fidelity; Casualty, Including Workers' Compensation; Marine and Transportation; Property
30945	PLAZA INSURANCE COMPANY	IA	7/20/1972	12/24/1986	\$25,977,965	\$24,314,957	\$640,182	Property; Marine and Transportation; Casualty, Excluding Workers' Compensation; Surety Including Fidelity
10287	PMI INSURANCE CO.	AZ	11/2/1994	7/31/1996	\$19,588,469	\$12,712,588	\$1,275,547	Mortgage Guaranty
27251	PMI MORTGAGE INSURANCE COMPANY	AZ	11/10/1972	7/9/1974	\$549,430,172	(\$70,676,688)	\$47,507,236	Mortgage Guaranty
25747	POINT SPECIALITY INSURANCE COMPANY	WI	9/19/1960	12/23/1960	\$12,410,108	\$12,217,238	\$288,868	Disability, Excluding Managed Care; Marine and Transportation; Surety Including Fidelity; Casualty, Including Workers' Compensation; Property
40525	POSEIDON MORTGAGE GUARANTY COMPANY	NC	6/19/1981	4/6/1992	\$5,241,943	\$5,164,487	(\$181,156)	Mortgage Guaranty
37257	PRAETORIAN INSURANCE COMPANY	PA	7/20/1979	10/4/1982	\$459,084,009	\$93,305,043	\$3,009,135	Disability, Excluding Managed Care; Casualty, Including Workers' Compensation; Marine and Transportation; Surety Including Fidelity; Property
10900	PREFERRED EMPLOYERS INSURANCE COMPANY	CA	12/11/1997	3/12/2020	\$102,497,714	\$54,618,256	\$2,028,730	Casualty, Including Workers' Compensation

COCODE	COMPANY NAME	STATE OF DOMICILE	INCORPORATED DATE	IDAHO LICENSE DATE	TOTAL ASSETS	CAPITAL AND SURPLUS	NET INCOME	LINE(S) OF BUSINESS
36234	PREFERRED PROFESSIONAL INSURANCE COMPANY	NE	6/30/1976	10/9/1991	\$177,295,242	\$97,967,839	\$1,879,123	Marine and Transportation; Property; Casualty, Including Workers' Compensation
12773	PRESCIENT NATIONAL INSURANCE COMPANY	NC	8/1/2006	2/6/2024	\$134,349,426	\$80,200,490	\$8,792,679	Casualty, Including Workers' Compensation
12873	PRIVILEGE UNDERWRITERS RECIPROCAL EXCHANGE	FL	1/23/2007	5/10/2021	\$2,535,789,543	\$814,617,501	\$9,711,412	Property; Marine and Transportation; Casualty, Excluding Workers' Compensation
33391	PROASSURANCE INDEMNITY COMPANY, INC.	AL	10/1/1976	6/19/1996	\$2,223,592,516	\$603,849,389	\$41,344,051	Casualty, Excluding Workers' Compensation; Disability, Excluding Managed Care
14460	PROASSURANCE INSURANCE COMPANY OF AMERICA	IL	5/23/1980	1/1/2004	\$316,439,321	\$81,070,622	(\$1,361,460)	Casualty, Excluding Workers' Compensation
34312	PRODUCERS AGRICULTURE INSURANCE COMPANY	TX	3/10/1977	4/6/1989	\$792,339,353	\$58,867,698	(\$945,349)	Property; Casualty, Excluding Workers' Compensation
11851	PROGRESSIVE ADVANCED INSURANCE COMPANY	OH	6/5/1939	11/19/2007	\$1,545,685,867	\$657,096,359	\$124,808,250	Property; Marine and Transportation; Casualty, Excluding Workers' Compensation
24260	PROGRESSIVE CASUALTY INSURANCE COMPANY	OH	11/17/1956	8/22/1969	\$22,759,548,838	\$5,656,388,524	\$1,886,100,763	Casualty, Excluding Workers' Compensation; Property; Marine and Transportation; Surety Including Fidelity
42994	PROGRESSIVE CLASSIC INSURANCE COMPANY	WI	9/30/1983	9/12/1988	\$1,211,547,615	\$342,045,299	\$115,856,743	Surety Including Fidelity; Marine and Transportation; Casualty, Excluding Workers' Compensation; Property
16322	PROGRESSIVE DIRECT INSURANCE COMPANY	OH	9/29/1986	4/26/1996	\$21,826,242,986	\$6,821,279,946	\$2,101,405,286	Casualty, Excluding Workers' Compensation; Marine and Transportation; Property
24279	PROGRESSIVE MAX INSURANCE COMPANY	OH	3/12/1937	3/1/2007	\$1,620,930,057	\$533,374,388	\$168,982,745	Marine and Transportation; Casualty, Excluding Workers' Compensation; Property
38628	PROGRESSIVE NORTHERN INSURANCE COMPANY	WI	8/19/1980	3/19/1987	\$4,951,331,564	\$1,344,038,835	\$456,703,283	Marine and Transportation; Property; Casualty, Excluding Workers' Compensation
42919	PROGRESSIVE NORTHWESTERN INSURANCE COMPANY	OH	9/24/1982	9/19/1988	\$4,850,137,057	\$1,362,673,263	\$450,821,002	Property; Casualty, Excluding Workers' Compensation; Marine and Transportation
37834	PROGRESSIVE PREFERRED INSURANCE COMPANY	OH	9/24/1979	3/11/1985	\$2,538,939,754	\$684,469,625	\$230,558,028	Property; Casualty, Excluding Workers' Compensation; Marine and Transportation
21735	PROGRESSIVE PREMIER INSURANCE COMPANY OF ILLINOIS	OH	9/13/1992	12/16/2003	\$904,750,014	\$276,797,216	\$52,608,917	Marine and Transportation; Property; Casualty, Excluding Workers' Compensation
32786	PROGRESSIVE SPECIALTY INSURANCE COMPANY	OH	8/4/1975	11/20/1981	\$2,895,731,899	\$786,465,559	\$278,614,428	Property; Surety Including Fidelity; Casualty, Excluding Workers' Compensation
34690	PROPERTY AND CASUALTY INSURANCE COMPANY OF HARTFORD	IN	5/4/1989	10/20/1995	\$599,746,689	\$326,686,500	\$18,597,545	Casualty, Including Workers' Compensation; Property; Marine and Transportation; Surety Including Fidelity
10638	PROSELECT INSURANCE COMPANY	NE	05/30/1856	4/24/2014	\$46,839,303	\$14,528,146	(\$905,892)	Casualty, Excluding Workers' Compensation; Property; Marine and Transportation; Disability, Excluding Managed Care
12416	PROTECTIVE INSURANCE COMPANY	IN	12/21/1954	12/12/1967	\$1,253,049,993	\$339,019,690	(\$70,670,174)	Marine and Transportation; Casualty, Including Workers' Compensation; Property; Disability, Excluding Managed Care; Surety Including Fidelity
35769	PROTECTIVE PROPERTY & CASUALTY INSURANCE COMPANY	MO	5/30/1978	9/19/1979	\$442,710,451	\$202,514,546	\$9,123,930	Property; Casualty, Excluding Workers' Compensation; Surety Including Fidelity; Marine and Transportation
15059	PUBLIC SERVICE INSURANCE COMPANY	IL	6/24/1925	4/1/1964	\$95,911,775	\$41,518,409	(\$3,449,902)	Property; Casualty, Excluding Workers' Compensation
39217	QBE INSURANCE CORPORATION	PA	5/22/1980	6/14/1984	\$3,792,095,567	\$717,201,958	\$60,692,098	Casualty, Including Workers' Compensation; Surety Including Fidelity; Disability, Excluding Managed Care; Property; Marine and Transportation
10219	QBE REINSURANCE CORPORATION	PA	2/25/1964	6/29/1979	\$1,211,403,857	\$838,778,871	\$4,427,567	Property; Marine and Transportation; Surety Including Fidelity; Casualty, Excluding Workers' Compensation
14133	QUALITAS INSURANCE COMPANY	CA	11/10/1982	10/21/1991	\$344,964,910	\$96,712,230	(\$42,240,274)	Surety Including Fidelity; Property; Casualty, Excluding Workers' Compensation; Marine and Transportation
23132	R.V.I. AMERICA INSURANCE COMPANY	DE	07/18/1883	1/1/1909	\$114,859,580	\$90,651,213	\$2,949,296	Property; Marine and Transportation; Surety Including Fidelity; Disability, Excluding Managed Care
33790	RADIAN GUARANTY INC.	PA	9/23/1976	5/20/1980	\$6,543,132,301	\$722,860,645	\$794,698,836	Mortgage Guaranty
30872	RADIAN MORTGAGE ASSURANCE INC.	PA	6/18/1974	11/23/1981	\$9,037,689	\$9,011,505	\$71,932	Mortgage Guaranty
15756	RADNOR SPECIALTY INSURANCE COMPANY	NE	11/19/2014	9/27/2017	\$92,431,163	\$79,223,686	\$3,728,770	Casualty, Excluding Workers' Compensation; Marine and Transportation; Surety Including Fidelity; Property
38512	RAMPART INSURANCE COMPANY	NY	9/13/1970	12/22/1992	\$5,569,854	\$3,441,235	\$47,699	Marine and Transportation; Property; Surety Including Fidelity; Casualty, Including Workers' Compensation
41580	RED SHIELD INSURANCE COMPANY	WA	2/9/1979	8/12/1988	\$45,830,029	\$23,447,617	(\$287,557)	Marine and Transportation; Property; Casualty, Excluding Workers' Compensation; Surety Including Fidelity
11673	REDWOOD FIRE AND CASUALTY INSURANCE COMPANY	NE	1/27/1970	2/10/1983	\$3,214,182,105	\$1,751,710,718	\$172,913,618	Property; Casualty, Including Workers' Compensation; Marine and Transportation; Surety Including Fidelity
24449	REGENT INSURANCE COMPANY	WI	1/22/1963	10/27/1992	\$57,275,293	\$24,760,459	\$2,090,453	Property; Surety Including Fidelity; Casualty, Including Workers' Compensation; Marine and Transportation
10810	REPUBLIC FIRE AND CASUALTY INSURANCE COMPANY	OK	7/10/1997	11/16/2023	\$12,198,854	\$12,061,257	\$435,064	Surety Including Fidelity; Casualty, Including Workers' Compensation; Marine and Transportation; Property
22179	REPUBLIC INDEMNITY COMPANY OF AMERICA	CA	12/5/1972	4/10/1995	\$156,508,248	\$141,821,063	\$1,077,890	Property; Disability, Excluding Managed Care; Marine and Transportation; Casualty, Including Workers' Compensation; Surety Including Fidelity
43753	REPUBLIC INDEMNITY COMPANY OF CALIFORNIA	CA	10/13/1982	4/10/1995	\$31,354,671	\$27,546,557	\$985,501	Surety Including Fidelity; Casualty, Including Workers' Compensation; Disability, Excluding Managed Care; Property; Marine and Transportation
32174	REPUBLIC MORTGAGE ASSURANCE COMPANY	NC	12/10/1974	5/20/2003	\$8,432,272	\$8,196,049	(\$205,155)	Mortgage Guaranty
31275	REPUBLIC MORTGAGE GUARANTY INSURANCE CORPORATION	NC	3/13/1973	11/26/2002	\$9,036,224	\$8,355,103	(\$49,094)	Mortgage Guaranty
28452	REPUBLIC MORTGAGE INSURANCE COMPANY	NC	12/7/1972	11/1/1984	\$8,836,123	\$8,649,153	\$2,520,809	Mortgage Guaranty
31089	REPWEST INSURANCE COMPANY	AZ	2/27/1973	6/29/1981	\$459,998,604	\$383,087,943	\$43,246,855	Marine and Transportation; Property; Disability, Excluding Managed Care; Surety Including Fidelity; Casualty, Including Workers' Compensation
43044	RESPONSE INSURANCE COMPANY	IL	5/26/1983	12/23/1985	\$29,747,581	\$29,706,847	\$141,646	Casualty, Excluding Workers' Compensation
26050	RESPONSE WORLDWIDE INSURANCE COMPANY	IL	9/27/1979	12/31/1979	\$16,205,145	\$16,199,989	\$415,504	Casualty, Excluding Workers' Compensation
36684	RIVERPORT INSURANCE COMPANY	IA	12/22/1989	9/1/2006	\$108,136,574	\$58,062,120	\$1,989,636	Surety Including Fidelity; Property; Marine and Transportation; Casualty, Including Workers' Compensation
21261	RIVERSTONE INTERNATIONAL INSURANCE, INC.	MA	4/21/1966	11/7/1972	\$616,123,683	\$188,995,914	\$10,358,558	Surety Including Fidelity; Marine and Transportation; Property; Disability, Excluding Managed Care; Casualty, Including Workers' Compensation
13056	RLI INSURANCE COMPANY	IL	6/4/1959	4/20/1972	\$3,620,048,212	\$1,787,312,022	\$240,693,082	Casualty, Including Workers' Compensation; Disability, Excluding Managed Care; Marine and Transportation; Property; Surety Including Fidelity

COCODE	COMPANY NAME	STATE OF DOMICILE	INCORPORATED DATE	IDAHO LICENSE DATE	TOTAL ASSETS	CAPITAL AND SURPLUS	NET INCOME	LINE(S) OF BUSINESS
12491	ROCHDALE INSURANCE COMPANY	NY	6/29/1955	9/16/1999	\$28,799,785	\$27,072,409	\$907,907	Marine and Transportation; Surety Including Fidelity; Property; Casualty, Including Workers' Compensation
42706	ROCHE SURETY AND CASUALTY COMPANY, INC.	FL	3/27/1981	12/7/2005	\$32,303,064	\$10,973,389	\$176,780	Surety Including Fidelity
11089	ROCK RIDGE INSURANCE COMPANY	TX	3/13/2001	2/8/2024	\$65,896,840	\$25,693,663	\$2,515,458	Disability, Excluding Managed Care; Surety Including Fidelity; Casualty, Excluding Workers' Compensation; Marine and Transportation; Property
35505	ROCKWOOD CASUALTY INSURANCE COMPANY	PA	9/13/1990	4/1/2007	\$375,266,154	\$141,650,301	\$18,870,732	Marine and Transportation; Surety Including Fidelity; Casualty, Including Workers' Compensation; Property
24503	ROOT PROPERTY & CASUALTY INSURANCE COMPANY	OH	6/6/1928	7/12/2011	\$217,577,127	\$33,327,774	\$5,872,736	Marine and Transportation; Disability, Excluding Managed Care; Casualty, Excluding Workers' Compensation; Property
22314	RSUI INDEMNITY COMPANY	NH	6/16/1977	5/7/1980	\$4,561,291,521	\$2,053,894,267	\$371,142,151	Casualty, Excluding Workers' Compensation; Property; Marine and Transportation
39039	RURAL COMMUNITY INSURANCE COMPANY	MN	4/19/1980	1/19/1983	\$2,790,934,806	\$176,804,163	\$5,689,871	Casualty, Excluding Workers' Compensation; Property
24740	SAFECO INSURANCE COMPANY OF AMERICA	NH	9/2/1953	9/17/1953	\$7,403,804,923	\$2,461,788,360	\$151,197,938	Property; Marine and Transportation; Surety Including Fidelity; Casualty, Including Workers' Compensation
39012	SAFECO INSURANCE COMPANY OF ILLINOIS	IL	8/29/1980	7/31/1984	\$184,270,601	\$179,678,300	\$4,215,680	Marine and Transportation; Casualty, Including Workers' Compensation; Property
11215	SAFECO INSURANCE COMPANY OF INDIANA	IN	3/25/1971	4/5/1972	\$17,710,717	\$17,681,624	\$393,588	Property; Marine and Transportation; Casualty, Excluding Workers' Compensation
24759	SAFECO NATIONAL INSURANCE COMPANY	NH	7/10/1972	1/5/1991	\$7,489,879	\$7,303,688	\$178,254	Casualty, Excluding Workers' Compensation
36560	SAFEPORT INSURANCE COMPANY	FL	12/16/1977	2/5/2004	\$222,811,063	\$81,850,093	(\$5,243,898)	Marine and Transportation; Property; Casualty, Excluding Workers' Compensation; Surety Including Fidelity
11123	SAFETY FIRST INSURANCE COMPANY	IL	5/22/2001	9/1/2007	\$116,943,346	\$63,897,569	\$2,247,574	Casualty, Including Workers' Compensation; Surety Including Fidelity
15105	SAFETY NATIONAL CASUALTY CORPORATION	MO	11/28/1942	9/15/1987	\$14,782,244,030	\$4,636,721,337	\$728,866,530	Casualty, Including Workers' Compensation; Surety Including Fidelity; Property; Disability, Excluding Managed Care; Marine and Transportation
12521	SAFEWAY INSURANCE COMPANY	IL	8/28/1962	3/21/2008	\$764,530,652	\$463,201,066	\$15,166,131	Casualty, Excluding Workers' Compensation
40460	SAGAMORE INSURANCE COMPANY	IN	12/22/1981	2/4/2002	\$219,061,511	\$171,884,334	\$8,938,287	Disability, Excluding Managed Care; Casualty, Including Workers' Compensation; Surety Including Fidelity; Property; Marine and Transportation
38300	SAMSUNG FIRE & MARINE INSURANCE CO., LTD	NY	5/15/1956	11/1/2011	\$190,325,796	\$96,878,463	\$4,544,917	Marine and Transportation; Surety Including Fidelity; Property; Casualty, Including Workers' Compensation
30058	SCOR REINSURANCE COMPANY	NY	11/8/1984	9/30/1985	\$6,214,287,956	\$1,396,585,091	(\$57,957,080)	Property; Surety Including Fidelity; Casualty, Including Workers' Compensation; Marine and Transportation; Disability, Excluding Managed Care
15580	SCOTTSDALE INDEMNITY COMPANY	OH	11/14/1984	12/29/1992	\$72,034,470	\$38,534,932	\$1,090,785	Property; Marine and Transportation; Casualty, Excluding Workers' Compensation
10004	SEAVIEW INSURANCE COMPANY	CA	6/18/1993	12/16/2015	\$124,705,828	\$31,198,050	\$4,601,955	Surety Including Fidelity
22543	SECURA INSURANCE COMPANY	WI	3/1/1900	11/1/2007	\$1,909,920,545	\$707,574,505	\$51,608,518	Casualty, Including Workers' Compensation; Marine and Transportation; Property; Disability, Excluding Managed Care; Surety Including Fidelity
10239	SECURA SUPREME INSURANCE COMPANY	WI	11/30/1995	11/1/2007	\$211,648,364	\$83,398,403	\$6,691,141	Surety Including Fidelity; Property; Casualty, Including Workers' Compensation; Marine and Transportation; Disability, Excluding Managed Care
10054	SECURIAN CASUALTY COMPANY	MN	1/18/1994	6/13/2007	\$607,899,475	\$203,682,159	\$9,068,653	Property; Casualty, Excluding Workers' Compensation
19879	SECURITY NATIONAL INSURANCE COMPANY	DE	7/7/1924	11/3/1992	\$1,154,773,110	\$298,730,441	\$12,174,297	Property; Marine and Transportation; Surety Including Fidelity; Casualty, Including Workers' Compensation
22233	SELECT INSURANCE COMPANY	TX	3/31/1955	8/29/1968	\$81,552,211	\$81,506,097	\$2,427,026	Marine and Transportation; Property; Surety Including Fidelity; Casualty, Excluding Workers' Compensation
12572	SELECTIVE INSURANCE COMPANY OF AMERICA	NJ	12/21/1925	9/29/2021	\$4,211,301,595	\$997,472,396	\$76,705,724	Casualty, Including Workers' Compensation; Property; Surety Including Fidelity
13730	SELECTIVE INSURANCE COMPANY OF NEW YORK	NY	4/30/1914	5/31/1983	\$794,720,785	\$189,665,765	\$7,082,290	Surety Including Fidelity; Casualty, Including Workers' Compensation; Marine and Transportation; Property
19259	SELECTIVE INSURANCE COMPANY OF SOUTH CAROLINA	IN	10/24/1951	9/29/2021	\$1,154,879,943	\$254,082,739	\$13,253,084	Property; Casualty, Including Workers' Compensation; Surety Including Fidelity
39926	SELECTIVE INSURANCE COMPANY OF THE SOUTHEAST	IN	9/26/1980	9/29/2021	\$913,088,731	\$199,517,826	\$11,207,864	Marine and Transportation; Casualty, Including Workers' Compensation; Property
26301	SELECTIVE WAY INSURANCE COMPANY	NJ	4/24/1973	9/29/2021	\$2,440,623,360	\$593,189,018	\$36,315,482	Property; Surety Including Fidelity; Casualty, Including Workers' Compensation
10936	SENECA INSURANCE COMPANY, INC.	NY	3/29/1978	7/1/1978	\$639,414,341	\$178,731,429	\$13,119,196	Surety Including Fidelity; Property; Casualty, Including Workers' Compensation; Marine and Transportation
11000	SENTINEL INSURANCE COMPANY LTD.	CT	7/6/1999	2/4/2004	\$377,215,907	\$278,031,309	\$16,335,695	Marine and Transportation; Casualty, Including Workers' Compensation; Surety Including Fidelity; Property
12870	SENTRUITY CASUALTY COMPANY	TX	1/10/2007	8/27/2010	\$642,952,519	\$96,877,969	\$5,843,582	Surety Including Fidelity; Casualty, Excluding Workers' Compensation; Marine and Transportation
28460	SENTRY CASUALTY COMPANY	WI	7/23/1973	9/21/2004	\$255,959,338	\$78,627,347	\$16,504,677	Disability, Excluding Managed Care; Surety Including Fidelity; Casualty, Including Workers' Compensation; Property; Marine and Transportation
24988	SENTRY INSURANCE COMPANY	WI	12/19/1913	1/7/1927	\$17,193,363,288	\$7,902,144,792	\$52,452,784	Marine and Transportation; Property; Surety Including Fidelity; Casualty, Including Workers' Compensation; Disability, Excluding Managed Care
21180	SENTRY SELECT INSURANCE COMPANY	WI	8/1/1929	11/3/1982	\$362,733,637	\$253,988,802	\$48,837,932	Property; Surety Including Fidelity; Marine and Transportation; Casualty, Including Workers' Compensation; Disability, Excluding Managed Care
22985	SEQUOIA INSURANCE COMPANY	CA	4/10/1946	9/14/2004	\$54,483,925	\$51,387,110	\$1,549,322	Casualty, Including Workers' Compensation; Marine and Transportation; Property; Surety Including Fidelity
39152	SERVICE AMERICAN INDEMNITY COMPANY	OK	10/3/1980	7/10/1991	\$223,324,980	\$31,169,201	\$464,782	Casualty, Including Workers' Compensation; Surety Including Fidelity; Property
43389	SERVICE LLOYDS INSURANCE COMPANY, A STOCK COMPANY	TX	5/21/1982	12/17/2020	\$448,725,875	\$160,633,414	(\$922,755)	Casualty, Including Workers' Compensation
11347	SFM MUTUAL INSURANCE COMPANY	MN	11/1/1983	12/17/2018	\$1,012,549,063	\$367,796,598	\$34,321,622	Casualty, Including Workers' Compensation
38776	SIRIUSPOINT AMERICA INSURANCE COMPANY	NY	9/13/1979	12/8/1987	\$2,738,876,874	\$639,706,975	\$43,212,077	Surety Including Fidelity; Disability, Excluding Managed Care; Casualty, Including Workers' Compensation; Property; Marine and Transportation
38997	SOMPO AMERICA FIRE & MARINE INSURANCE COMPANY	NY	12/21/2001	1/1/2017	\$87,048,965	\$21,964,735	\$936,554	Casualty, Including Workers' Compensation; Property; Marine and Transportation; Disability, Excluding Managed Care; Surety Including Fidelity

COCODE	COMPANY NAME	STATE OF DOMICILE	INCORPORATED DATE	IDAHO LICENSE DATE	TOTAL ASSETS	CAPITAL AND SURPLUS	NET INCOME	LINE(S) OF BUSINESS
11126	SOMPO AMERICA INSURANCE COMPANY	NY	8/9/1962	12/13/1982	\$776,821,878	\$561,760,054	\$15,319,512	Marine and Transportation; Property; Casualty, Including Workers' Compensation; Surety Including Fidelity
19216	SOUTHERN INSURANCE COMPANY	TX	12/1/1947	11/15/1960	\$42,135,793	\$30,199,566	\$1,026,237	Casualty, Including Workers' Compensation; Marine and Transportation; Casualty, Excluding Workers' Compensation
12294	SOUTHWEST MARINE AND GENERAL INSURANCE COMPANY	AZ	7/27/2005	10/10/2008	\$310,519,504	\$78,509,592	\$8,293,934	Surety Including Fidelity
20613	SPARTA INSURANCE COMPANY	CT	2/10/1923	9/9/1926	\$31,074,445	\$14,198,494	(\$1,104,985)	Property; Disability, Excluding Managed Care; Marine and Transportation; Surety Including Fidelity; Casualty, Including Workers' Compensation
24376	SPINNAKER INSURANCE COMPANY	IL	7/28/1986	9/11/1995	\$608,074,475	\$203,523,766	\$28,767,218	Casualty, Excluding Workers' Compensation; Marine and Transportation; Disability, Excluding Managed Care; Property
24767	ST. PAUL FIRE AND MARINE INSURANCE COMPANY	CT	4/18/1925	5/2/1928	\$26,662,914,545	\$7,744,914,634	\$1,141,814,269	Casualty, Including Workers' Compensation; Property; Disability, Excluding Managed Care; Marine and Transportation; Surety Including Fidelity
24775	ST. PAUL GUARDIAN INSURANCE COMPANY	CT	4/6/1970	6/9/1972	\$106,218,021	\$24,425,412	\$4,190,233	Marine and Transportation; Disability, Excluding Managed Care; Surety Including Fidelity; Casualty, Including Workers' Compensation; Property
24791	ST. PAUL MERCURY INSURANCE COMPANY	CT	8/24/1964	11/14/1967	\$421,229,581	\$120,982,794	\$17,183,445	Surety Including Fidelity; Casualty, Including Workers' Compensation; Marine and Transportation; Property; Disability, Excluding Managed Care
19224	ST. PAUL PROTECTIVE INSURANCE COMPANY	CT	12/30/1931	5/9/1947	\$694,810,893	\$233,241,300	\$27,103,731	Disability, Excluding Managed Care; Property; Casualty, Including Workers' Compensation; Marine and Transportation; Surety Including Fidelity
19070	STANDARD FIRE INSURANCE COMPANY (THE)	CT	7/6/1905	2/14/1912	\$5,521,474,792	\$1,656,447,486	\$245,258,576	Disability, Excluding Managed Care; Marine and Transportation; Property; Casualty, Including Workers' Compensation; Surety Including Fidelity
42986	STANDARD GUARANTY INSURANCE COMPANY	DE	8/29/1960	12/30/1983	\$552,080,994	\$217,028,429	\$71,387,329	Casualty, Excluding Workers' Compensation; Marine and Transportation; Property; Disability, Excluding Managed Care
32387	STAR CASUALTY INSURANCE COMPANY	FL	8/20/1987	11/5/2015	\$70,246,393	\$10,376,419	\$1,323,253	Casualty, Excluding Workers' Compensation
18023	STAR INSURANCE COMPANY	MI	8/26/1985	10/7/1988	\$2,455,345,099	\$674,008,371	\$27,585,062	Disability, Excluding Managed Care; Property; Casualty, Including Workers' Compensation; Marine and Transportation; Surety Including Fidelity
40045	STARNET INSURANCE COMPANY	IA	6/11/1998	3/20/2000	\$294,984,852	\$132,721,000	\$4,814,327	Casualty, Including Workers' Compensation; Property; Surety Including Fidelity; Marine and Transportation; Disability, Excluding Managed Care
38318	STARR INDEMNITY & LIABILITY COMPANY	TX	4/15/1919	6/30/1980	\$10,414,716,224	\$3,889,615,632	\$341,522,706	Casualty, Including Workers' Compensation; Marine and Transportation; Surety Including Fidelity; Disability, Excluding Managed Care; Property
16109	STARR SPECIALTY INSURANCE COMPANY	TX	11/29/2016	4/10/2019	\$127,974,491	\$47,991,537	\$1,155,199	Property; Marine and Transportation; Surety Including Fidelity; Casualty, Including Workers' Compensation
25496	STARSTONE NATIONAL INSURANCE COMPANY	DE	11/6/1944	7/1/1947	\$1,957,808,644	\$498,558,876	\$10,515,997	Casualty, Including Workers' Compensation; Marine and Transportation; Property; Surety Including Fidelity
25127	STATE AUTO PROPERTY & CASUALTY INSURANCE COMPANY	IA	1/25/1950	3/1/2012	\$283,979,371	\$193,658,895	\$7,436,495	Surety Including Fidelity; Marine and Transportation; Property; Casualty, Including Workers' Compensation
25135	STATE AUTOMOBILE MUTUAL INSURANCE COMPANY	OH	8/1/1921	2/1/2006	\$694,375,469	\$573,354,687	\$4,954,985	Property; Surety Including Fidelity; Casualty, Including Workers' Compensation; Marine and Transportation
17133	STATE FARM CLASSIC INSURANCE COMPANY	IL	4/7/2020	11/10/2022	\$16,973,218	\$12,153,997	(\$632,643)	Casualty, Excluding Workers' Compensation; Marine and Transportation; Property
25143	STATE FARM FIRE & CASUALTY COMPANY	IL	6/12/1935	8/29/1952	\$60,365,226,221	\$22,645,381,715	(\$1,503,774,311)	Casualty, Including Workers' Compensation; Marine and Transportation; Property; Surety Including Fidelity
25151	STATE FARM GENERAL INSURANCE COMPANY	IL	4/3/1962	10/24/1962	\$7,404,561,159	\$1,038,181,027	(\$318,877,238)	Casualty, Excluding Workers' Compensation; Marine and Transportation; Surety Including Fidelity; Property
25178	STATE FARM MUTUAL AUTOMOBILE INSURANCE COMPANY	IL	3/29/1922	4/1/1929	\$239,888,927,927	\$145,189,868,638	\$4,860,904,947	Casualty, Excluding Workers' Compensation; Marine and Transportation; Disability, Excluding Managed Care
12831	STATE NATIONAL INSURANCE COMPANY, INC.	TX	8/1/1984	12/19/1994	\$1,685,767,936	\$649,384,165	\$21,205,245	Surety Including Fidelity; Casualty, Including Workers' Compensation; Property; Marine and Transportation; Disability, Excluding Managed Care
25180	STILLWATER INSURANCE COMPANY	CA	4/26/1990	4/22/2008	\$641,997,072	\$203,394,443	(\$23,742,751)	Surety Including Fidelity; Property; Marine and Transportation; Casualty, Excluding Workers' Compensation
16578	STILLWATER PROPERTY AND CASUALTY INSURANCE COMPANY	NY	6/7/1971	6/14/1988	\$158,637,142	\$128,102,410	\$8,260,556	Property; Casualty, Excluding Workers' Compensation; Marine and Transportation; Surety Including Fidelity
11828	STONEWOOD INSURANCE COMPANY	OH	10/16/2003	8/10/2023	\$393,068,668	\$87,343,335	(\$3,765,655)	Marine and Transportation; Casualty, Excluding Workers' Compensation; Surety Including Fidelity; Property
10340	STONINGTON INSURANCE COMPANY	PA	2/2/1938	4/8/1988	\$18,479,737	\$17,256,209	\$821,847	Property; Surety Including Fidelity; Marine and Transportation; Casualty, Including Workers' Compensation
40436	STRATFORD INSURANCE COMPANY	NH	12/28/1981	8/22/1988	\$506,094,853	\$86,801,896	\$8,531,946	Property; Casualty, Excluding Workers' Compensation; Marine and Transportation
26824	SUBLIMITY INSURANCE COMPANY	OR	11/10/1897	1/25/1991	\$24,691,910	\$5,179,666	(\$7,584,829)	Surety Including Fidelity; Casualty, Excluding Workers' Compensation; Property
10909	SUN SURETY INSURANCE COMPANY	SD	4/20/1998	11/1/2001	\$26,201,327	\$13,184,133	\$500,302	Surety Including Fidelity
34762	SUNZ INSURANCE COMPANY	FL	10/30/1986	6/1/2022	\$809,921,042	\$188,254,443	\$23,380,038	Casualty, Including Workers' Compensation
10916	SURETEC INSURANCE COMPANY	TX	6/19/1998	7/22/2008	\$743,629,978	\$163,011,896	\$13,328,773	Surety Including Fidelity
24047	SURETY BONDING COMPANY OF AMERICA	SD	2/27/1992	12/23/1999	\$4,924,999	\$4,888,665	\$200,148	Casualty, Excluding Workers' Compensation; Surety Including Fidelity
25798	SUTTON NATIONAL INSURANCE COMPANY	OK	11/8/1972	5/31/1991	\$225,824,915	\$73,054,594	\$11,789,119	Marine and Transportation; Surety Including Fidelity; Property; Casualty, Including Workers' Compensation
29874	SWISS RE CORPORATE SOLUTIONS AMERICA INSURANCE CORPORATION	MO	11/23/1973	10/23/1984	\$3,677,072,530	\$1,208,560,002	\$161,646,531	Casualty, Including Workers' Compensation; Marine and Transportation; Surety Including Fidelity; Property; Disability, Excluding Managed Care
29700	SWISS RE CORPORATE SOLUTIONS ELITE INSURANCE COMPANY	MO	12/28/1987	10/19/2001	\$424,751,062	\$122,018,673	\$22,346,707	Marine and Transportation; Surety Including Fidelity; Property; Casualty, Including Workers' Compensation; Disability, Excluding Managed Care
32778	SWISS RE CORPORATE SOLUTIONS PREMIER INSURANCE CORPORATION	MO	2/2/1976	1/17/1991	\$81,584,086	\$70,702,368	\$2,873,067	Property; Surety Including Fidelity; Disability, Excluding Managed Care; Marine and Transportation; Casualty, Including Workers' Compensation
25364	SWISS REINSURANCE AMERICA CORPORATION	NY	7/26/1940	11/18/1960	\$17,972,787,945	\$3,562,667,232	(\$124,803,058)	Casualty, Excluding Workers' Compensation; Marine and Transportation; Disability, Excluding Managed Care; Property; Surety Including Fidelity

COCODE	COMPANY NAME	STATE OF DOMICILE	INCORPORATED DATE	IDAHO LICENSE DATE	TOTAL ASSETS	CAPITAL AND SURPLUS	NET INCOME	LINE(S) OF BUSINESS
20311	SYNCORA GUARANTEE INC.	NY	7/25/1991	11/5/1992	\$362,113,860	\$339,172,000	\$62,503,463	Surety Including Fidelity
12866	T.H.E. INSURANCE COMPANY	LA	4/10/1969	4/23/1996	\$61,914,704	\$57,812,097	\$1,611,638	Marine and Transportation; Property; Casualty, Including Workers' Compensation; Surety Including Fidelity
41050	TDC NATIONAL ASSURANCE COMPANY	OR	9/5/1989	6/14/2001	\$481,599,860	\$133,782,958	\$29,248,613	Casualty, Excluding Workers' Compensation
22683	TEACHERS INSURANCE COMPANY	IL	2/26/1971	4/16/1973	\$399,708,836	\$146,321,539	\$33,807,281	Property; Disability, Excluding Managed Care; Surety Including Fidelity; Casualty, Excluding Workers' Compensation; Marine and Transportation
42376	TECHNOLOGY INSURANCE COMPANY, INC.	DE	6/14/1991	3/4/1996	\$7,381,908,622	\$1,578,063,583	\$104,353,848	Casualty, Including Workers' Compensation; Surety Including Fidelity; Property; Disability, Excluding Managed Care; Marine and Transportation
24813	TESLA INSURANCE COMPANY	CA	2/16/1948	8/25/1955	\$146,112,152	\$34,811,590	(\$24,038,282)	Disability, Excluding Managed Care; Casualty, Excluding Workers' Compensation; Surety Including Fidelity; Marine and Transportation; Property
24821	TESLA PROPERTY & CASUALTY, INC	CA	12/10/1952	11/12/1982	\$184,625,433	\$36,752,306	(\$21,289,569)	Surety Including Fidelity; Casualty, Excluding Workers' Compensation; Marine and Transportation; Property
10393	TEXAS MEDICAL INSURANCE COMPANY	TX	12/12/1995	3/1/2019	\$209,404,411	\$56,700,493	(\$6,858,668)	Casualty, Excluding Workers' Compensation
28665	THE CINCINNATI CASUALTY COMPANY	OH	12/27/1972	1/1/1998	\$700,401,698	\$555,214,582	\$27,760,761	Property; Casualty, Including Workers' Compensation; Surety Including Fidelity; Marine and Transportation
23280	THE CINCINNATI INDEMNITY COMPANY	OH	5/19/1988	1/1/1998	\$200,274,712	\$137,977,797	\$5,690,797	Casualty, Including Workers' Compensation; Property; Marine and Transportation; Surety Including Fidelity
10671	THE GRAY CASUALTY & SURETY COMPANY	LA	3/7/1996	9/26/2022	\$182,138,111	\$127,019,258	\$10,039,710	Surety Including Fidelity
21857	THE PIE INSURANCE COMPANY	OH	02/20/1846	4/30/1901	\$321,423,980	\$81,696,190	\$1,785,125	Property; Casualty, Including Workers' Compensation; Surety Including Fidelity; Disability, Excluding Managed Care; Marine and Transportation
41769	THE TRAVELERS CASUALTY COMPANY	CT	12/10/1982	9/6/1983	\$279,119,502	\$65,592,929	\$11,898,039	Property; Surety Including Fidelity; Casualty, Including Workers' Compensation; Marine and Transportation
25534	TIG INSURANCE COMPANY	CA	3/8/1911	7/6/1932	\$1,626,087,042	\$441,842,626	(\$186,813,158)	Marine and Transportation; Disability, Excluding Managed Care; Casualty, Including Workers' Compensation; Surety Including Fidelity; Property
32301	TNUS INSURANCE COMPANY	NY	2/11/2004	7/1/2004	\$70,543,626	\$67,639,675	\$1,761,460	Property; Casualty, Excluding Workers' Compensation; Marine and Transportation; Surety Including Fidelity
44245	TOGGLE INSURANCE COMPANY	DE	9/21/1989	8/6/2009	\$125,272,540	\$76,743,993	\$1,980,901	Property; Casualty, Excluding Workers' Compensation; Disability, Excluding Managed Care; Marine and Transportation
10945	TOKIO MARINE AMERICA INSURANCE COMPANY	NY	8/13/1998	8/1/2012	\$1,460,185,901	\$490,415,274	\$20,551,155	Surety Including Fidelity; Marine and Transportation; Property; Casualty, Including Workers' Compensation; Disability, Excluding Managed Care
37621	TOYOTA MOTOR INSURANCE COMPANY	AZ	9/19/1909	12/10/1952	\$923,765,677	\$410,747,614	\$10,446,938	Casualty, Excluding Workers' Compensation; Property; Marine and Transportation
41238	TRANS PACIFIC INSURANCE COMPANY	NY	1/21/1982	6/24/1983	\$79,788,984	\$64,194,653	\$1,654,098	Property; Casualty, Including Workers' Compensation; Marine and Transportation; Surety Including Fidelity
10952	TRANSAMERICA CASUALTY INSURANCE COMPANY	IA	11/15/1957	7/25/1974	\$15,837,851	\$13,327,595	\$181,199	Disability, Excluding Managed Care; Casualty, Excluding Workers' Compensation; Marine and Transportation; Property; Surety Including Fidelity
19453	TRANSATLANTIC REINSURANCE COMPANY	NY	10/29/1952	3/22/1978	\$12,735,287,846	\$5,041,021,082	\$471,147,857	Casualty, Including Workers' Compensation; Property; Disability, Excluding Managed Care; Marine and Transportation
28886	TRANSGUARD INSURANCE COMPANY OF AMERICA, INC.	IL	6/18/1987	1/12/1998	\$733,406,531	\$300,255,647	\$31,964,944	Surety Including Fidelity; Property; Marine and Transportation; Casualty, Including Workers' Compensation
33014	TRANSPORT INSURANCE COMPANY	OH	5/25/1976	12/21/1976	#N/A	#N/A	#N/A	Property; Surety Including Fidelity; Casualty, Including Workers' Compensation; Marine and Transportation
20494	TRANSPORTATION INSURANCE COMPANY	IL	2/11/1938	7/10/1951	\$71,586,188	\$71,467,508	\$2,244,761	Surety Including Fidelity; Marine and Transportation; Casualty, Including Workers' Compensation; Disability, Excluding Managed Care; Property
28188	TRAVCO INSURANCE COMPANY	CT	7/24/1991	10/10/1995	\$303,586,872	\$69,308,482	\$10,461,724	Casualty, Excluding Workers' Compensation; Property; Marine and Transportation
36463	TRAVCO PERSONAL INSURANCE COMPANY	CT	12/20/1978	8/13/1981	\$169,312,620	\$65,373,113	\$6,514,737	Casualty, Including Workers' Compensation; Surety Including Fidelity; Disability, Excluding Managed Care; Property; Marine and Transportation
19038	TRAVELERS CASUALTY AND SURETY COMPANY	CT	05/01/1883	1/1/1965	\$23,458,343,700	\$8,355,402,843	\$1,583,258,950	Disability, Excluding Managed Care; Marine and Transportation; Property; Surety Including Fidelity; Casualty, Including Workers' Compensation
31194	TRAVELERS CASUALTY AND SURETY COMPANY OF AMERICA	CT	7/18/1974	8/16/1988	\$6,128,659,161	\$2,255,633,176	\$561,325,456	Property; Disability, Excluding Managed Care; Casualty, Including Workers' Compensation; Marine and Transportation; Surety Including Fidelity
36170	TRAVELERS CASUALTY COMPANY OF CONNECTICUT	CT	1/3/1990	2/11/1991	\$456,087,633	\$102,942,009	\$19,431,148	Casualty, Including Workers' Compensation; Property; Surety Including Fidelity; Marine and Transportation
19046	TRAVELERS CASUALTY INSURANCE COMPANY OF AMERICA	CT	8/12/1971	4/12/1978	\$2,658,626,814	\$593,141,170	\$101,129,833	Marine and Transportation; Property; Casualty, Including Workers' Compensation; Surety Including Fidelity
40282	TRAVELERS COMMERCIAL CASUALTY COMPANY	CT	5/20/1981	12/17/1984	\$448,199,838	\$102,062,671	\$18,757,407	Disability, Excluding Managed Care; Marine and Transportation; Property; Surety Including Fidelity; Casualty, Including Workers' Compensation
36137	TRAVELERS COMMERCIAL INSURANCE COMPANY	CT	1/3/1990	2/11/1991	\$491,930,152	\$113,732,838	\$20,435,614	Surety Including Fidelity; Marine and Transportation; Property; Casualty, Including Workers' Compensation
41750	TRAVELERS CONSTITUTION STATE INSURANCE COMPANY	CT	12/10/1982	9/6/1983	\$278,599,767	\$65,157,458	\$11,589,945	Property; Surety Including Fidelity; Casualty, Including Workers' Compensation; Marine and Transportation
27998	TRAVELERS HOME AND MARINE INSURANCE COMPANY, THE	CT	7/24/1991	10/10/1995	\$415,379,829	\$110,879,240	\$12,998,306	Casualty, Excluding Workers' Compensation; Marine and Transportation; Property
25658	TRAVELERS INDEMNITY COMPANY (THE)	CT	3/25/1903	8/11/1923	\$31,143,495,946	\$8,601,607,385	\$1,201,677,641	Marine and Transportation; Casualty, Including Workers' Compensation; Disability, Excluding Managed Care; Property; Surety Including Fidelity
25666	TRAVELERS INDEMNITY COMPANY OF AMERICA (THE)	CT	1/1/1946	5/13/1968	\$893,986,069	\$200,906,770	\$34,636,698	Property; Casualty, Including Workers' Compensation; Surety Including Fidelity; Marine and Transportation
25682	TRAVELERS INDEMNITY COMPANY OF CONNECTICUT (THE)	CT	05/01/1859	12/28/1966	\$1,500,603,833	\$355,368,097	\$57,741,099	Surety Including Fidelity; Marine and Transportation; Casualty, Including Workers' Compensation; Property; Disability, Excluding Managed Care
25674	TRAVELERS PROPERTY CASUALTY COMPANY OF AMERICA	CT	7/29/1971	4/1/1973	\$1,300,143,334	\$487,559,626	\$27,122,162	Marine and Transportation; Property; Casualty, Including Workers' Compensation; Surety Including Fidelity

COCODE	COMPANY NAME	STATE OF DOMICILE	INCORPORATED DATE	IDAHO LICENSE DATE	TOTAL ASSETS	CAPITAL AND SURPLUS	NET INCOME	LINE(S) OF BUSINESS
36161	TRAVELERS PROPERTY CASUALTY INSURANCE COMPANY	CT	1/3/1990	3/21/1991	\$399,487,634	\$88,461,830	\$13,417,634	Casualty, Excluding Workers' Compensation; Property; Marine and Transportation
28535	TRIANGLE INSURANCE COMPANY, INC.	OK	1/3/1992	11/3/2015	\$298,197,576	\$117,856,010	\$26,213,824	Property; Marine and Transportation; Surety Including Fidelity; Casualty, Excluding Workers' Compensation
19887	TRINITY UNIVERSAL INSURANCE COMPANY	TX	1/26/1926	9/9/1992	\$5,254,437,001	\$1,581,403,875	\$453,230,229	Property; Casualty, Including Workers' Compensation; Surety Including Fidelity; Marine and Transportation
31003	TRI-STATE INSURANCE COMPANY OF MINNESOTA	IA	4/1/1974	3/1/2008	\$330,651,329	\$46,336,484	\$2,065,246	Surety Including Fidelity; Casualty, Including Workers' Compensation; Disability, Excluding Managed Care; Marine and Transportation; Property
22225	TRISURA INSURANCE COMPANY	OK	8/19/1971	5/9/2022	\$530,613,569	\$194,658,225	\$3,689,330	Property; Marine and Transportation; Surety Including Fidelity; Casualty, Excluding Workers' Compensation
41211	TRITON INSURANCE COMPANY	TX	3/25/1982	12/23/1985	\$707,623,373	\$163,155,688	\$51,053,649	Surety Including Fidelity; Disability, Excluding Managed Care; Property; Casualty, Excluding Workers' Compensation; Marine and Transportation
41106	TRIUMPH CASUALTY COMPANY	OH	10/20/1981	1/1/2015	\$94,067,790	\$27,813,762	\$2,599,856	Property; Marine and Transportation; Casualty, Including Workers' Compensation
21709	TRUCK INSURANCE EXCHANGE	CA	2/19/1935	4/1/1935	\$3,006,277,320	\$949,525,144	\$133,282,823	Property; Surety Including Fidelity; Casualty, Including Workers' Compensation; Disability, Excluding Managed Care; Marine and Transportation
27120	TRUMBULL INSURANCE COMPANY	CT	10/10/1986	11/8/1995	\$318,260,868	\$154,990,267	\$20,766,504	Property; Casualty, Including Workers' Compensation; Surety Including Fidelity; Marine and Transportation
29459	TWIN CITY FIRE INSURANCE COMPANY	IN	3/30/1987	7/1/1987	\$778,819,845	\$279,559,398	\$37,473,455	Property; Disability, Excluding Managed Care; Casualty, Including Workers' Compensation; Marine and Transportation; Surety Including Fidelity
29599	U.S. SPECIALTY INSURANCE COMPANY	TX	10/28/1986	4/15/1988	\$2,546,334,412	\$625,092,216	\$105,119,624	Surety Including Fidelity; Disability, Excluding Managed Care; Casualty, Excluding Workers' Compensation; Marine and Transportation; Property
35416	U.S. UNDERWRITERS INSURANCE COMPANY	ND	10/22/1992	9/20/2013	\$211,501,392	\$160,591,478	\$10,360,751	Casualty, Excluding Workers' Compensation; Property; Marine and Transportation; Surety Including Fidelity
36676	UMIA INSURANCE, INC.	UT	11/22/1978	1/3/1991	\$211,643,133	\$75,981,862	(\$1,380,825)	Casualty, Excluding Workers' Compensation
25844	UNION INSURANCE COMPANY	IA	09/01/1886	7/13/1982	\$211,052,535	\$53,711,280	\$1,905,489	Property; Surety Including Fidelity; Marine and Transportation; Casualty, Including Workers' Compensation
21423	UNION INSURANCE COMPANY OF PROVIDENCE	IA	05/15/1863	7/18/2018	\$12,643,898	\$12,341,584	\$398,514	Surety Including Fidelity; Casualty, Including Workers' Compensation; Property; Marine and Transportation
36226	UNITED CASUALTY AND SURETY INSURANCE COMPANY	NE	6/28/1993	5/22/2017	\$70,789,811	\$40,724,490	\$2,673,359	Surety Including Fidelity
11770	UNITED FINANCIAL CASUALTY COMPANY	OH	6/13/1984	6/27/1995	\$12,695,964,726	\$2,544,090,801	\$817,335,931	Marine and Transportation; Casualty, Excluding Workers' Compensation; Property
13021	UNITED FIRE & CASUALTY COMPANY	IA	1/2/1946	10/29/1980	\$2,170,463,256	\$723,365,737	\$25,588,916	Casualty, Including Workers' Compensation; Surety Including Fidelity; Property; Marine and Transportation
15873	UNITED GUARANTY RESIDENTIAL INSURANCE COMPANY	NC	11/27/1963	11/9/1964	\$1,901,096,164	\$176,743,439	\$205,089,578	Mortgage Guaranty
16667	UNITED GUARANTY RESIDENTIAL INSURANCE COMPANY OF NORTH CAROLINA	NC	4/5/1963	5/14/1980	\$12,324,557	\$12,266,213	\$563,957	Casualty, Excluding Workers' Compensation
18939	UNITED HERITAGE PROPERTY & CASUALTY COMPANY	ID	4/1/1908	4/21/1908	\$7,437,920	\$2,017,861	(\$4,892,361)	Property; Casualty, Excluding Workers' Compensation
25941	UNITED SERVICES AUTOMOBILE ASSOCIATION	TX	6/20/1922	10/31/1962	\$42,607,519,697	\$28,155,313,747	\$410,755,232	Marine and Transportation; Property; Casualty, Excluding Workers' Compensation
25887	UNITED STATES FIDELITY AND GUARANTY COMPANY	CT	03/19/1896	06/20/1899	\$4,262,257,913	\$964,030,051	\$171,803,883	Surety Including Fidelity; Casualty, Including Workers' Compensation; Marine and Transportation; Property; Disability, Excluding Managed Care
21113	UNITED STATES FIRE INSURANCE COMPANY	DE	04/01/1824	12/29/2003	\$8,276,097,393	\$2,696,645,819	\$289,830,175	Casualty, Including Workers' Compensation; Disability, Excluding Managed Care; Marine and Transportation; Property; Surety Including Fidelity
25895	UNITED STATES LIABILITY INSURANCE COMPANY	NE	04/12/1867	2/5/1965	\$2,483,631,634	\$1,788,815,334	\$101,820,063	Marine and Transportation; Surety Including Fidelity; Casualty, Excluding Workers' Compensation; Property
29157	UNITED WISCONSIN INSURANCE COMPANY	WI	9/11/1957	4/16/1991	\$205,872,336	\$129,476,508	\$3,304,077	Disability, Excluding Managed Care; Marine and Transportation; Casualty, Including Workers' Compensation; Surety Including Fidelity; Property
16063	UNITRIN AUTO AND HOME INSURANCE COMPANY	NY	10/15/1996	12/31/1996	\$27,378,846	\$23,218,127	\$989,667	Marine and Transportation; Property; Surety Including Fidelity; Casualty, Excluding Workers' Compensation
25909	UNITRIN PREFERRED INSURANCE COMPANY	NY	9/28/1942	12/8/1999	\$12,282,936	\$9,622,752	\$315,049	Casualty, Excluding Workers' Compensation; Marine and Transportation; Surety Including Fidelity; Property
40703	UNITRIN SAFEGUARD INSURANCE COMPANY	WI	1/25/1982	3/21/1991	\$20,170,417	\$9,462,305	\$431,635	Casualty, Excluding Workers' Compensation; Property; Marine and Transportation
32867	UNIVERSAL FIRE & CASUALTY INSURANCE COMPANY	IN	2/4/1976	11/4/2005	\$136,727,520	\$69,183,055	(\$1,016,492)	Casualty, Excluding Workers' Compensation; Property; Marine and Transportation; Surety Including Fidelity
25933	UNIVERSAL SURETY COMPANY	NE	5/1/1947	6/4/1981	\$361,892,969	\$303,741,502	\$13,238,305	Surety Including Fidelity
13200	UNIVERSAL SURETY OF AMERICA	SD	4/14/1984	5/13/1997	\$9,457,875	\$9,393,163	\$356,954	Surety Including Fidelity; Casualty, Excluding Workers' Compensation
41181	UNIVERSAL UNDERWRITERS INSURANCE COMPANY	IL	1/25/1982	11/30/1982	\$330,203,724	\$336,224,569	\$6,543,830	Marine and Transportation; Property; Casualty, Including Workers' Compensation; Disability, Excluding Managed Care; Surety Including Fidelity
40843	UNIVERSAL UNDERWRITERS OF TEXAS INSURANCE COMPANY	IL	8/28/1981	5/24/2006	\$11,366,303	\$11,289,482	\$253,923	Property; Surety Including Fidelity; Casualty, Excluding Workers' Compensation; Marine and Transportation
25968	USAA CASUALTY INSURANCE COMPANY	TX	7/16/1990	12/31/1990	\$17,906,032,767	\$7,436,764,308	\$1,055,302,465	Casualty, Excluding Workers' Compensation; Marine and Transportation; Property
18600	USAA GENERAL INDEMNITY COMPANY	TX	6/23/1972	12/24/1974	\$10,096,424,745	\$3,540,103,571	\$805,219,103	Casualty, Excluding Workers' Compensation; Property; Marine and Transportation
25976	UTICA MUTUAL INSURANCE COMPANY	NY	2/13/1914	12/29/1959	\$4,128,863,986	\$1,569,379,076	\$86,501,504	Casualty, Including Workers' Compensation; Marine and Transportation; Surety Including Fidelity; Property
20508	VALLEY FORGE INSURANCE COMPANY	PA	4/28/1944	9/2/1957	\$52,822,359	\$52,743,668	\$1,731,278	Surety Including Fidelity; Marine and Transportation; Disability, Excluding Managed Care; Casualty, Including Workers' Compensation; Property
21172	VANLINER INSURANCE COMPANY	OH	4/16/1953	9/24/1968	\$392,864,310	\$224,345,697	\$824,850	Property; Casualty, Including Workers' Compensation; Marine and Transportation
32077	VANTAGE RISK ASSURANCE COMPANY	DE	6/4/1974	1/16/1984	\$480,289,349	\$118,896,877	(\$13,392,660)	Casualty, Excluding Workers' Compensation; Marine and Transportation; Property; Disability, Excluding Managed Care; Surety Including Fidelity

COCODE	COMPANY NAME	STATE OF DOMICILE	INCORPORATED DATE	IDAHO LICENSE DATE	TOTAL ASSETS	CAPITAL AND SURPLUS	NET INCOME	LINE(S) OF BUSINESS
44768	VANTAPRO SPECIALTY INSURANCE COMPANY	AR	6/30/1991	10/28/2021	\$77,488,068	\$29,354,048	\$6,030,737	Surety Including Fidelity; Property; Marine and Transportation; Disability, Excluding Managed Care; Casualty, Including Workers' Compensation
10815	VERLAN FIRE INSURANCE COMPANY	NH	1/1/2009	9/27/2010	\$25,714,190	\$25,695,587	\$321,434	Property; Marine and Transportation; Casualty, Excluding Workers' Compensation
42889	VICTORIA FIRE & CASUALTY COMPANY	OH	7/11/1983	7/1/1996	\$45,393,653	\$45,069,190	\$1,160,357	Casualty, Including Workers' Compensation; Property
20397	VIGILANT INSURANCE COMPANY	NY	7/17/1939	9/9/1953	\$514,023,695	\$392,347,877	\$11,538,661	Surety Including Fidelity; Casualty, Including Workers' Compensation; Marine and Transportation; Property; Disability, Excluding Managed Care
13137	VIKING INSURANCE COMPANY OF WISCONSIN	WI	8/10/1971	10/11/1977	\$252,563,970	\$212,508,844	\$24,465,895	Disability, Excluding Managed Care; Property; Casualty, Excluding Workers' Compensation
40827	VIRGINIA SURETY COMPANY, INC.	IL	1/7/1982	6/30/1982	\$1,872,689,126	\$358,387,386	\$35,383,063	Marine and Transportation; Surety Including Fidelity; Property; Disability, Excluding Managed Care
39616	VISION SERVICE PLAN INSURANCE COMPANY	OH	6/10/1987	3/1/2019	\$498,904,583	\$347,887,034	\$210,854,074	Disability, Excluding Managed Care
26085	WARNER INSURANCE COMPANY	IL	6/28/1985	11/28/1986	\$18,888,609	\$18,874,290	\$176,960	Casualty, Excluding Workers' Compensation
25585	WATFORD INSURANCE COMPANY	MO	6/4/1987	6/5/2019	\$36,075,410	\$26,356,363	(\$1,564,850)	Property; Surety Including Fidelity; Casualty, Including Workers' Compensation; Disability, Excluding Managed Care; Marine and Transportation
26069	WAUSAU BUSINESS INSURANCE COMPANY	WI	12/27/1907	11/2/1992	\$34,725,772	\$33,304,609	\$634,781	Casualty, Including Workers' Compensation; Marine and Transportation; Property; Surety Including Fidelity
26042	WAUSAU UNDERWRITERS INSURANCE COMPANY	WI	9/27/1979	12/31/1979	\$117,635,604	\$79,424,606	\$1,877,539	Surety Including Fidelity; Property; Casualty, Including Workers' Compensation; Marine and Transportation; Disability, Excluding Managed Care
13126	WAYPOINT MUTUAL	KS	1/15/2008	12/7/2021	\$170,108,969	\$61,467,856	\$1,628,205	Casualty, Including Workers' Compensation
40517	WCF NATIONAL INSURANCE COMPANY	UT	9/4/1981	12/4/1984	\$232,211,077	\$231,754,310	\$3,127,483	Property; Marine and Transportation; Surety Including Fidelity; Casualty, Including Workers' Compensation
21865	WCF SELECT INSURANCE COMPANY	UT	12/21/1922	1/2/1930	\$29,459,063	\$28,978,063	\$765,191	Disability, Excluding Managed Care; Casualty, Including Workers' Compensation; Marine and Transportation; Property; Surety Including Fidelity
32280	WELLFLEET INSURANCE COMPANY	IN	3/21/1986	1/1/1996	\$298,867,478	\$67,831,535	\$4,904,813	Disability, Excluding Managed Care; Casualty, Including Workers' Compensation; Property; Surety Including Fidelity; Marine and Transportation
20931	WELLFLEET NEW YORK INSURANCE COMPANY	NY	12/18/1928	8/24/1950	\$188,960,868	\$25,854,100	(\$9,068,968)	Casualty, Including Workers' Compensation; Surety Including Fidelity; Marine and Transportation; Property
25011	WESCO INSURANCE COMPANY	DE	12/12/1962	8/16/1988	\$2,357,532,582	\$615,689,454	\$33,297,945	Disability, Excluding Managed Care; Marine and Transportation; Surety Including Fidelity; Casualty, Including Workers' Compensation; Property
44393	WEST AMERICAN INSURANCE COMPANY	IN	9/6/1991	1/18/1996	\$57,442,228	\$52,750,774	\$1,236,189	Casualty, Including Workers' Compensation; Marine and Transportation; Property; Surety Including Fidelity
15350	WEST BEND INSURANCE COMPANY	WI	04/13/1894	7/24/2019	\$4,699,944,381	\$1,628,184,329	\$142,464,812	Surety Including Fidelity; Marine and Transportation; Casualty, Including Workers' Compensation; Property
10030	WESTCHESTER FIRE INSURANCE COMPANY	PA	3/20/1967	4/1/1973	\$261,108,006	\$57,414,694	\$2,338,479	Marine and Transportation; Property; Surety Including Fidelity; Casualty, Including Workers' Compensation
27871	WESTERN AGRICULTURAL INSURANCE COMPANY	IA	10/15/1971	8/22/1980	\$15,547,198	\$10,518,102	(\$17,548)	Surety Including Fidelity; Property; Casualty, Excluding Workers' Compensation; Marine and Transportation
39519	WESTERN COMMUNITY INSURANCE COMPANY	ID	4/4/1980	8/18/1980	\$78,694,544	\$49,120,006	\$3,247,542	Casualty, Including Workers' Compensation; Disability, Excluding Managed Care; Property; Marine and Transportation; Surety Including Fidelity
27502	WESTERN GENERAL INSURANCE COMPANY	CA	8/11/1971	9/8/2004	#N/A	#N/A	#N/A	Casualty, Excluding Workers' Compensation; Property
13625	WESTERN MUTUAL INSURANCE COMPANY	CA	3/7/1942	11/15/2022	\$115,895,499	\$83,396,623	\$4,028,861	Property; Casualty, Excluding Workers' Compensation
24465	WESTERN NATIONAL ASSURANCE COMPANY	MN	6/28/1957	10/15/1957	\$197,379,085	\$51,736,905	\$4,306,790	Casualty, Including Workers' Compensation; Surety Including Fidelity; Disability, Excluding Managed Care; Marine and Transportation; Property
15377	WESTERN NATIONAL MUTUAL INSURANCE COMPANY	MN	5/6/1915	6/15/2011	\$2,295,391,867	\$984,151,034	\$65,721,490	Casualty, Including Workers' Compensation; Surety Including Fidelity; Property; Marine and Transportation
30961	WESTERN PROTECTORS INSURANCE COMPANY	OR	5/27/1987	12/6/1994	\$9,036,787	\$8,881,246	\$130,104	Property; Casualty, Excluding Workers' Compensation
13188	WESTERN SURETY COMPANY	SD	7/16/1900	8/27/1958	\$2,175,361,957	\$1,482,476,700	\$157,926,483	Casualty, Excluding Workers' Compensation; Surety Including Fidelity
24112	WESTFIELD INSURANCE COMPANY	OH	7/12/1929	4/24/1969	\$3,657,213,073	\$1,265,767,516	\$142,852,304	Marine and Transportation; Property; Surety Including Fidelity; Casualty, Including Workers' Compensation
24120	WESTFIELD NATIONAL INSURANCE COMPANY	OH	4/11/1968	3/1/2013	\$951,860,206	\$384,481,729	\$31,896,515	Property; Marine and Transportation; Casualty, Including Workers' Compensation
11981	WESTGUARD INSURANCE COMPANY	NE	2/7/2003	3/21/2024	\$1,723,792,954	\$1,460,241,402	(\$12,025,274)	Casualty, Including Workers' Compensation; Property; Surety Including Fidelity; Marine and Transportation
39845	WESTPORT INSURANCE CORPORATION	MO	3/13/1981	9/30/1981	\$816,932,500	\$167,076,974	\$9,026,054	Property; Marine and Transportation; Disability, Excluding Managed Care; Casualty, Including Workers' Compensation; Surety Including Fidelity
11932	WHITE PINE INSURANCE COMPANY	MI	7/9/1969	8/30/2013	\$28,388,578	\$10,044,883	(\$111,997)	Property; Casualty, Excluding Workers' Compensation; Marine and Transportation
25780	WILLIAMSBURG NATIONAL INSURANCE COMPANY	MI	9/18/1986	5/1/1998	\$25,712,212	\$19,657,596	\$429,581	Casualty, Including Workers' Compensation; Surety Including Fidelity; Marine and Transportation; Property
30155	WILMINGTON INSURANCE COMPANY	DE	07/30/1895	3/22/1996	\$40,285,024	\$13,231,257	(\$3,458,260)	Disability, Excluding Managed Care
13234	WILSHIRE INSURANCE COMPANY	NC	9/6/1985	7/7/1987	\$510,127,004	\$177,276,640	\$21,705,818	Marine and Transportation; Casualty, Excluding Workers' Compensation; Property; Disability, Excluding Managed Care; Surety Including Fidelity
37001	WINDHAVEN NATIONAL INSURANCE COMPANY	TX	11/30/1989	7/24/1991	\$2,736,850	\$2,701,130	\$1,130	Casualty, Excluding Workers' Compensation
31232	WORK FIRST CASUALTY COMPANY	DE	2/19/1936	9/15/1987	\$117,923,734	\$59,821,783	\$6,053,920	Casualty, Including Workers' Compensation; Marine and Transportation; Property
34576	WORKERS COMPENSATION EXCHANGE	ID	8/1/1918	1/1/1919	\$8,690,448	\$809,754	\$0	Casualty, Including Workers' Compensation
11523	WRIGHT NATIONAL FLOOD INSURANCE COMPANY	TX	11/7/2002	7/12/2011	\$58,866,405	\$44,247,137	\$9,447,597	Property
24554	XL INSURANCE AMERICA, INC.	DE	11/10/1945	10/21/1966	\$572,167,714	\$186,429,274	\$32,376,233	Marine and Transportation; Casualty, Including Workers' Compensation; Property; Surety Including Fidelity
40193	XL INSURANCE COMPANY OF NEW YORK, INC.	NY	9/23/1994	7/1/2012	\$42,645,357	\$41,054,049	\$1,003,059	Marine and Transportation; Property; Surety Including Fidelity; Casualty, Including Workers' Compensation
20583	XL REINSURANCE AMERICA INC.	NY	5/6/1929	7/25/1938	\$2,857,483,255	\$939,914,003	\$68,648,001	Property; Disability, Excluding Managed Care; Surety Including Fidelity; Casualty, Excluding Workers' Compensation; Marine and Transportation

COCODE	COMPANY NAME	STATE OF DOMICILE	INCORPORATED DATE	IDAHO LICENSE DATE	TOTAL ASSETS	CAPITAL AND SURPLUS	NET INCOME	LINE(S) OF BUSINESS
37885	XL SPECIALTY INSURANCE COMPANY	DE	11/14/1979	10/19/1995	\$3,440,477,638	\$788,089,820	\$69,522,064	Marine and Transportation; Casualty, Including Workers' Compensation; Surety Including Fidelity; Property
37931	YCI, INC.	OK	11/13/1979	6/27/2000	\$6,970,471	\$6,869,913	(\$239,073)	Marine and Transportation; Casualty, Excluding Workers' Compensation; Property; Surety Including Fidelity
26220	YOSEMITE INSURANCE COMPANY	OK	1/16/1964	1/10/1967	\$421,624,826	\$164,193,778	(\$13,686,251)	Property; Surety Including Fidelity; Marine and Transportation; Casualty, Excluding Workers' Compensation
30325	ZALE INDEMNITY COMPANY	TX	6/13/1973	1/18/2006	\$15,446,649	\$13,608,019	\$1,040,871	Casualty, Excluding Workers' Compensation; Marine and Transportation; Disability, Excluding Managed Care; Property
13269	ZENITH INSURANCE COMPANY	CA	3/2/1949	6/1/1983	\$1,905,200,223	\$705,771,142	\$62,757,491	Surety Including Fidelity; Property; Marine and Transportation; Casualty, Including Workers' Compensation
16535	ZURICH AMERICAN INSURANCE COMPANY	NY	6/3/1998	12/31/1998	\$30,375,715,491	\$5,834,531,641	\$625,226,451	Property; Disability, Excluding Managed Care; Casualty, Including Workers' Compensation; Marine and Transportation; Surety Including Fidelity
27855	ZURICH AMERICAN INSURANCE COMPANY OF ILLINOIS	IL	10/11/1973	6/27/1985	\$55,553,681	\$34,299,049	\$660,761	Property; Marine and Transportation; Casualty, Including Workers' Compensation; Surety Including Fidelity

# TITLE COMPANIES



COCODE	COMPANY NAME	STATE OF DOMICILE	INCORPORATED DATE	IDAHO LICENSE DATE	TOTAL ASSETS	CAPITAL AND SURPLUS	NET INCOME	LINE(S) OF BUSINESS
11865	AMERICAN DIGITAL TITLE INSURANCE COMPANY	CO	8/15/2003	3/15/2022	\$23,061,329	\$22,257,468	(\$50,278)	Title
51411	AMERICAN GUARANTY TITLE INSURANCE COMPANY	OK	7/2/1979	7/18/2005	\$42,798,368	\$34,268,342	\$2,559,291	Title
51578	AMTRUST TITLE INSURANCE COMPANY	NY	11/10/1988	6/25/2021	\$59,600,030	\$37,562,314	\$1,304,975	Title
50229	CHICAGO TITLE INSURANCE COMPANY	FL	8/31/1961	5/13/1966	\$1,482,212,994	\$625,055,644	\$257,233,000	Title
50083	COMMONWEALTH LAND TITLE INSURANCE COMPANY	FL	3/31/1944	10/25/1972	\$599,361,137	\$352,044,362	\$86,878,752	Title
50130	DOMA TITLE INSURANCE, INC.	SC	9/18/1958	6/28/2013	\$130,091,217	\$36,437,487	\$5,220,803	Title
12522	ESSENT TITLE INSURANCE INC.	PA	10/26/2005	4/28/2022	\$96,703,257	\$64,671,454	(\$7,944,105)	Title
51586	FIDELITY NATIONAL TITLE INSURANCE COMPANY	FL	10/6/1981	11/29/1982	\$1,387,082,826	\$554,190,287	\$233,235,529	Title
51624	FIRST AMERICAN TITLE GUARANTY COMPANY	TX	9/2/1983	8/10/1992	\$99,521,883	\$70,397,450	\$12,279,609	Title
50814	FIRST AMERICAN TITLE INSURANCE COMPANY	NE	9/24/1968	10/28/1969	\$3,555,214,456	\$1,559,075,165	\$182,799,377	Title
14240	FIRST NATIONAL TITLE INSURANCE COMPANY	TX	3/14/2012	5/22/2024	\$75,500,403	\$41,250,437	\$6,878,217	Title
50369	INVESTORS TITLE INSURANCE COMPANY	NC	1/28/1972	3/3/1997	\$191,931,037	\$109,222,869	\$26,501,680	Title
51020	NATIONAL TITLE INSURANCE OF NEW YORK, INC.	NY	3/14/1929	4/13/2011	\$116,897,423	\$47,919,032	\$7,289,130	Title
50520	OLD REPUBLIC NATIONAL TITLE INSURANCE COMPANY	FL	8/20/1907	12/8/1983	\$1,503,335,716	\$600,795,728	\$137,557,520	Title
50121	STEWART TITLE GUARANTY COMPANY	TX	1/1/1908	4/16/1980	\$1,460,440,930	\$865,103,494	\$59,856,878	Title
50016	TITLE RESOURCES GUARANTY COMPANY	TX	3/8/1984	10/11/2016	\$160,974,242	\$53,638,606	\$14,496,154	Title
50050	WESTCOR LAND TITLE INSURANCE COMPANY	SC	1/11/1993	1/12/2007	\$367,879,904	\$144,714,930	\$10,398,696	Title
51152	WFG NATIONAL TITLE INSURANCE COMPANY	FL	6/18/1974	5/19/2005	\$301,365,843	\$113,581,695	\$15,344,778	Title



