


2023 ANNUAL REPORT



BRAD LITTLE
GOVERNOR



DEAN L. CAMERON
DIRECTOR

State of Idaho
DEPARTMENT OF INSURANCE

BRAD LITTLE
Governor

700 West State Street, 3rd Floor
P.O. Box 83720
Boise, Idaho 83720-0043
Phone 208-334-4250
Fax 208-334-4398
doi.idaho.gov

DEAN L. CAMERON
Director

November 1, 2024

Honorable Brad Little
Governor, State of Idaho
Statehouse
Boise, ID 83720

Dear Governor Little:

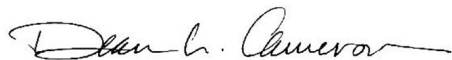
As Director of the Department of Insurance, I am pleased to present the Annual Report for the 2023 calendar year as required by Section 41-216, Idaho Code. The statistics in this report are compiled from December 31, 2023 annual statements, which are filed with the Department by insurance companies licensed in Idaho.

The Department of Insurance (DOI) has a long tradition of fair and consistent enforcement of the insurance laws of Idaho. The Department fulfills its mission and duties through two divisions: the Insurance Division and the State Fire Marshal's Office. The responsibility of regulating the insurance marketplace is important to Idaho's economy, but also to consumers who must have confidence in the products and insurance companies that receive their payments.

Our goal is to protect Idaho's consumers by efficiently and effectively following the Idaho Insurance Code and the International Fire Code. We do this by adequately monitoring our companies, ensuring the contractual language is compliant, making sure companies keep their promises, making sure agents operate within the law, and coordinating an integrated statewide system designed to protect human life from fire and explosions through fire prevention, investigation and public education activities.

I am grateful for the Department's knowledgeable, dedicated, and professional staff. The good work they do is accomplished in many forms each day and provides superior service for the citizens of Idaho. Thank you for your continued support of our department.

Respectfully submitted,



Dean L. Cameron
Director



DEAN L. CAMERON

Director, Idaho Department of Insurance

The Department of Insurance is a regulatory agency created to regulate the business of insurance in Idaho.

State regulation of Idaho's insurance business began in 1901 and in 1961 the present Department of Insurance was created. When the Executive branch of state government was reorganized in 1974, the Department of Insurance became one of twenty major departments of the Executive Branch. The director of the department is appointed by the Governor and is subject to confirmation by the state senate.

TABLE OF CONTENTS

Administration.....	4
Department Contact Information	4
Department of Insurance Directors	6
Organizational Chart.....	7
Summary of Administrative Orders.....	8
Litigation Pending During 2023	8
Legislative Changes Enacted in 2023	9
Rulemaking Adopted.....	10
National Assoc. of Insurance Commissioners.....	11
Bulletins Issued	12
Idaho Immunization Assessment Board	13
Department Fund Sources.....	14
Department Fund Applications.....	15
Schedule of Receipts and Disbursements.....	16
Premium Tax.....	22
State Fire Marshal.....	26
Consumer Services.....	27
SHIBA	27
Consumer Affairs	28
Fraud Investigations	29
Company Activities	30
Examinations & Analysis.....	30
Continuing Education	34
Producer Licensing	35
Market Oversight.....	36
Market Conduct.....	36
Title Insurance.....	36
Rates & Forms	37
Summary of Annual Statements.....	39
Health Companies	40
Life & Annuity Companies	41
Property and Casualty Companies.....	55
Title Companies	97



MAIN OFFICE REGIONAL OFFICES

700 W. State Street, 3rd Floor
PO Box 83720
Boise, ID 83720-0043
Fax Numbers
Main: 208-334-4250
SHIBA: 208-334-4398
State Fire Marshal: 208-334-4375

Fire Marshal Regional Office
1820 East 17th Street, Suite 220
Idaho Falls, ID 83404
Fire Prevention: 208-525-7022
Fire Investigation: 208-525-7209
Fax: 208-525-7066

SHIBA Regional Office
353 North 4th, Suite 200
Pocatello, ID 83201
Phone: 1-800-247-4422
Fax: 208-236-6351

SHIBA/Fire Marshal Regional Office
2005 Ironwood Parkway, Suite 143
Coeur d'Alene, ID 83814
Fire Investigation: 208-769-1447
SHIBA: 1-800-247-4422
Fax: 208-666-6767



TOLL-FREE NUMBERS WEBSITE

General
1-800-721-3272

doi.idaho.gov

Senior Health Insurance (SHIBA) Hotline
1-800-247-4422

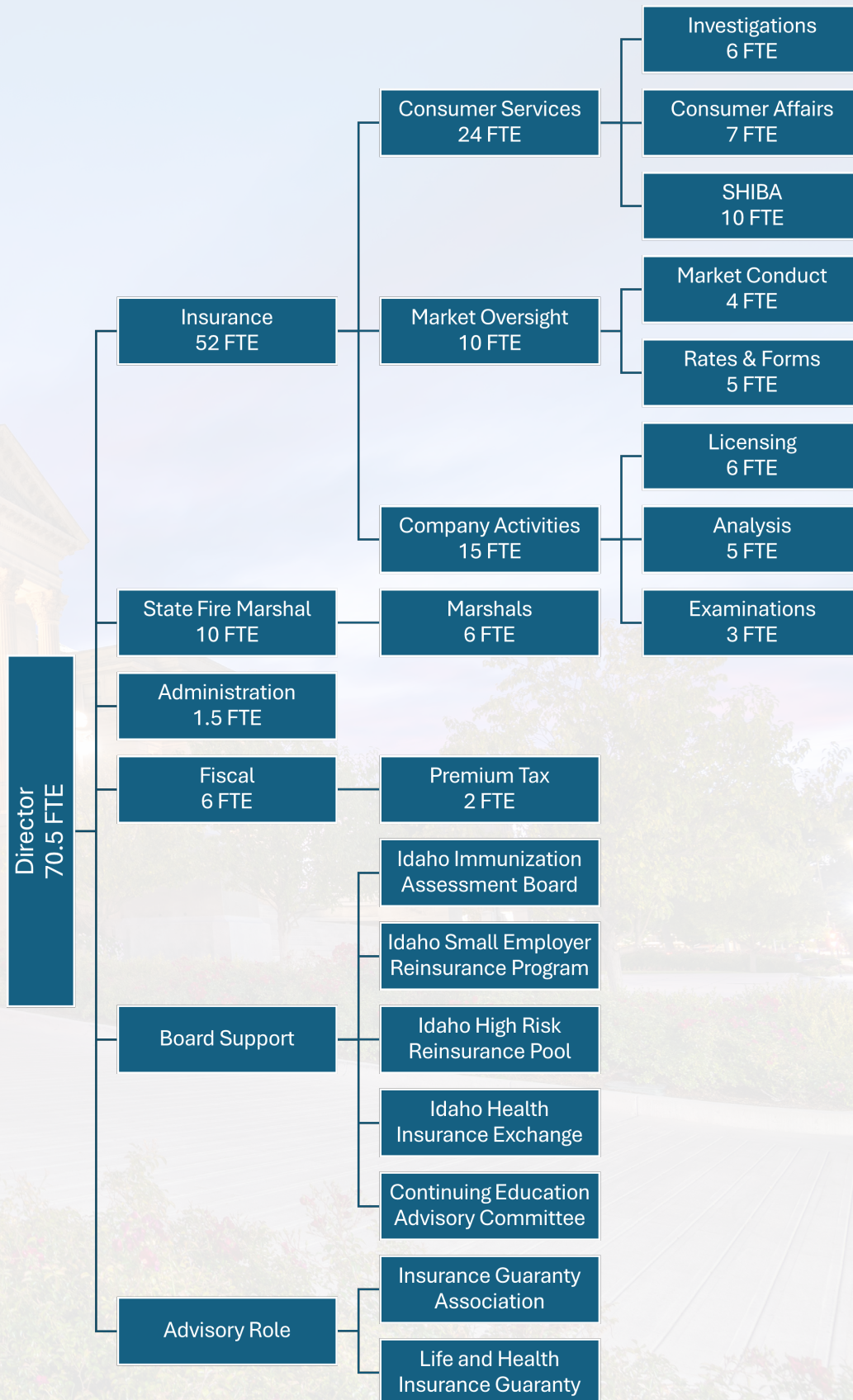
Arson Reporting Hotline
1-877-752-7766

Fraud Reporting Hotline
1-866-939-7226

DEPARTMENT OF INSURANCE DIRECTORS

Lucius C. Rice.....	1900
P.M. Davis.....	1901-1902
John H. Myer.....	1903-1904
Edward L. Liggett.....	1904-1905
C.D. Goaslind.....	1906-1909
I.C. Hattabaugh.....	1910-1911
E.F. Van Valkenburg.....	1912-1913
George F. Steele.....	1914-1916
W.R. Hyatt.....	1917-1918
Howard J. Brace.....	1919-1922
D.C. Neifert.....	1923-1929
W.H. Bakes.....	1930-1937
T.M. Walrath.....	1938-1940
Joel Jenifer.....	1941-1942
Howard Cullimore.....	1943-1944
Edward B. McMonigle.....	1945-1947
James Hubbard.....	1948-1950
Leo O'Connell.....	1951-1967
John R. Blaine.....	1967-1972
Robert Hay.....	1972-1973
Monroe C. Gollaher.....	1974-1980
Trent M. Woods.....	1980-1984
Wayne L. Soward.....	1984-1987
Anthony J. Fagiano.....	1987-1991
George J. Neumayer.....	1991
Harry C. Walrath.....	1991-1994
James M. Alcorn.....	1994-1995
John Michael Brassey.....	1995
James M. Alcorn.....	1995-1998
Mary L. Hartung.....	1998-2004
Gary L. Smith.....	2004-2006
Shad Priest.....	2006
William W. Deal.....	2007-2014
Tom Donovan.....	2015
Dean L. Cameron.....	2015-Present

ORGANIZATIONAL CHART



SUMMARY OF ADMINISTRATIVE ORDERS



PRODUCERS

License Suspended	0
License Revoked.....	35
License Denied	0
License Surrendered.....	2
Penalty Only	4
Other Orders	0

OTHER (E.G. TITLE INSURANCE, AGENCIES, ADJUSTERS, TPAS, RRGs)

License Suspended, Revoked or Denied....	0
Penalty Only	6
Orders Adopting Report of Examination..	36
Other Orders	0

LITIGATION PENDING DURING 2023

None

INSURERS AND SELF-FUNDED PLANS

Certificate of Authority Suspended.....	5
Certificate of Authority Revoked	0
Certificate of Authority Reinstated	0
Penalty Only	0
Block Non-Renewal and/or Withdrawal.....	7
Workers' Compensation Rate Deviation	35
Market Conduct Enforcement Orders	0
Orders Adopting Report of Examination...	10
Other Orders	0

ANCILLARY RECEIVERSHIPS

State of Idaho, Department of Insurance v. Mission Insurance Company Trust, Case No. 88616

SUMMARY OF LEGISLATIVE CHANGES ENACTED IN 2023

ALL LEGISLATION TAKES EFFECT JULY 1, 2023, UNLESS OTHERWISE NOTED

DEPARTMENT OF INSURANCE LEGISLATION

The Department of Insurance brought forth no legislation during the 2023 Legislative Session.

ENACTED INSURANCE-RELATED LEGISLATION

House Bill 18 – Amending § 72-451. This legislation removes a sunset clause that makes psychological injuries suffered by first responders compensable.

Reported signed by Governor Little on February 23, 2023.

House Bill 61 – Amending Chapter 57, Title 54. This legislation adds a new section to provide for Interstate Mental and Behavioral Telehealth.

Reported signed by Governor Little on March 27, 2023.

House Bill 203 – This legislation amends the dedicated Public Schools Health Insurance Participation Fund for the purpose of funding the one-time amount required for public schools to buy into the state's medical and dental group insurance plan to be what is required as insurance rates change. House Bill 203 extends the time limit allowed before sunset to be 2025.

Reported signed by Governor Little on March 30, 2023.

House Bill 215 – This legislation adds language to clarify and outline the enforcement authority of § 41-349 by the Department of Insurance regarding Pharmacy Benefit Managers.

Reported signed by Governor Little on March 31, 2023.

House Bill 284 – This legislation repeals the fees for release of liability for vehicle titles. Insurers will need to report via the online insurance verification system at least weekly. Initial notices will be sent to owners of motor vehicles who have not established or maintained financial responsibility (liability insurance) for two consecutive months. Vehicle owners will have 60 days to comply. Following this, a final notice will give the recipient 10 days to correct the requirement of financial responsibility or notify the department of an exemption. This legislation asks insurance companies to voluntarily submit data indicating that a vehicle's insurance has been lawfully suspended because the vehicle has been placed in storage.

Reported signed by Governor Little on April 4, 2023.

House Bill 291 – This legislation establishes minimum and uniform standards and criteria for the audit of pharmacy records by or on behalf of pharmacy benefit managers and other authorized entities.

Reported signed by Governor Little on March 31, 2023.

House Concurrent Resolution 8 – This House Concurrent Resolution is to adopt all fee and non-fee rules from the Department of Insurance during the 2023 Legislative Session.

Delivered to Secretary of State at 10:30 am on March 30, 2023.

Senate Bill 1020 – The Idaho Department of Administration proposes legislation related to Red Tape Reduction within Title 22. This legislation repeals the requirement for the Office of Group Insurance to promulgate rules for determining the eligibility of participants in the state's health insurance plan. This eligibility is determined in contracts with health insurance providers..

Reported signed by Governor Little on March 23, 2023.

RULEMAKING ADOPTED

THE FOLLOWING DESCRIBES 2023 RULEMAKING ACTIVITY FOR SUBMISSION BEFORE THE 2024 LEGISLATIVE SESSION

RULE NO.	DOCKET NO.	NAME
IDAPA 18.01.02	18-0102-2301	SCHEDULE OF FEES, LICENSES AND MISCELLANEOUS CHARGES This purpose of this rule is to provide amounts to be collected for insurance fees, licenses, and miscellaneous charges. One registration fee is reduced, and a registration fee is added for Pharmacy Benefit Managers, which started registering with the Department in 2021.
IDAPA 18.04.04	18-0404-2301	RULE TO IMPLEMENT THE MANAGED CARE REFORM ACT The purpose of this rule is to implement the Managed Care Reform Act by defining and establishing operating procedures.
IDAPA 18.04.08	18-0408-2301	INDIVIDUAL DISABILITY AND GROUP SUPPLEMENTAL DISABILITY INSURANCE MINIMUM STANDARDS RULE The purpose of this rule is to standardize and simplify the terms and coverages of individual and group supplementary disability insurance. The changes update and clarify language and broaden the allowable benefit period for disability insurance protection coverage.
IDAPA 18.06.01	18-0601-2301	RULES PERTAINING TO BAIL AGENTS The purpose of this rule is to set requirements and procedures relating to bail agents.
IDAPA 18.06.02	18-0602-2301	PRODUCERS HANDLING OF FIDUCIARY FUNDS The purpose of this rule is to set allowable fiduciary fund accounts and types, deposits of other funds, account designation, interest, and disbursement of funds.
IDAPA 18.06.03	18-0603-2301	RULES GOVERNING DISCLOSURE REQUIREMENTS FOR INSURANCE PRODUCERS FEES The Department is repealing this rule in its entirety.
IDAPA 18.07.06	18-0706-2301	RULES GOVERNING LIFE AND HEALTH REINSURANCE AGREEMENTS This purpose of this rule is to set standards for reinsurance agreements involving life insurance, annuities, or accident and sickness insurance in order that financial statements properly reflect business of the insurer
IDAPA 18.07.10	18-0710-2301	CORPORATE GOVERNANCE ANNUAL DISCLOSURE The purpose of this rule is to set procedures for filing and required content of the Corporate Governance Annual Disclosure (CGAD), necessary to carry out the provisions of Title 41, Chapter 64, Idaho Code, and is subject to accreditation review.
IDAPA 18.08.01	18-0801-2301	ADOPTION OF THE INTERNATIONAL FIRE CODE The purpose of this rule is to adopt the International Fire Code and edits by the State Fire Marshal, such as the minimum standard for the protection of life and property from fire and explosion in the state of Idaho.

2023 DOI HIGHLIGHTS

01

DIRECTOR CAMERON RECEIVES NCOIL REGULATORY LEADERSHIP AWARD

Director Cameron received the National Council of Insurance Legislators; 2022 Regulatory Leadership Award during the 2023 NCOIL Spring Meeting. This is only the second time this recognition has been awarded.

Director Cameron has been actively involved in the National Association of Insurance Commissioners (NAIC). He served as NAIC Secretary/Treasurer and Vice President, and was NAIC President in 2022. He is currently the Immediate Past-President.

Cameron was recognized for his accomplishments in fostering collaborative relationships between insurance regulators and legislators, as well as defending the state-based insurance regulatory system.

02

DOI SELECTS PEARSON VUE TO ADMINISTER LICENSING EXAMINATIONS

Effective September 1, 2023, examination delivery services for the DOI's regulatory system are now administered by Pearson VUE, the global leader in computer-based certification and licensure exam delivery.

The DOI selected Pearson VUE to provide in-person test delivery services for all its regulatory licenses, including examinations for: accident and health or sickness producer*; bail bond agents; casualty producer*; independent adjuster; life producer*; personal lines producer*; property producer*; public adjuster and surety producer.

The DOI is confident that Pearson VUE's deep understanding of the regulatory environment, dedicated customer service and their network of test centers and supporting test security features will support the department's objective of providing world-class regulatory licensing services.

*State, national and combo

03

ZERO-BASED RULEMAKING ACTIVITY

The Idaho Department of Insurance continues to be a trendsetter in insurance regulation, with other states reaching out to the DOI for help following in their footsteps.

Since Governor Little's Red Tape Reduction Act of 2019, the DOI has removed 26 chapters, 270 pages and 115,787 words from its rulemaking activity. By reviewing 20% of our rules every five years, the department is making our rules easier to read, easier to understand, and easier to follow.

04

PUBLIC AND INDUSTRY OUTREACH

The DOI continues to serve and protect Idahoans through: regular consumer alerts on preparedness, disaster and fraud, monthly newsletters shared with industry and legislators, consumer videos (English and Spanish) and social media. Our goal is to inform and educate consumers by providing free, unbiased assistance and advice.

BULLETINS ISSUED



BULLETIN NO. SUBJECT

12

23-01

Fire Safety for Hyperbaric Chambers

23-02

Rate of Interest on Deferred Payment of Cash Surrendered Benefits, Effective July 1, 2022

23-03

Guaranty Association Assessment Offset Exception for 2021 Payments

23-04

Medicare Supplement Guaranteed Issue Eligibility

23-05

Use of Revised Accounting Practices and Procedures Manual and Valuation Manual of the NAIC

23-06

Temporary Producer License Request Pending Fingerprint Hard Card Results

IDAHO IMMUNIZATION ASSESSMENT BOARD



148

Total carriers assessed
in 2023



283,987

Total lives assessed
in 2023



\$19,879,090

Total funds assessed
in 2023

THE IDAHO IMMUNIZATION ASSESSMENT FUNDS THE IDAHO IMMUNIZATION PROGRAM, WHICH REDUCES THE COST OF HEALTH INSURANCE THROUGH BULK PURCHASING AGREEMENTS FOR CHILDHOOD VACCINES AND IMPROVES THE AVAILABILITY OF THE VACCINES FOR CHILDREN IN IDAHO. THE PROGRAM WAS EXTENDED BY THE IDAHO LEGISLATURE IN 2018 AND IS SCHEDULED TO SUNSET ON JULY 1, 2024.

Under this program, the Idaho Department of Health and Welfare is able to purchase vaccines for insured children at significant discounts. In addition, the program facilitates immunization of children by enabling physicians and other health care professionals in Idaho to obtain most or all of their childhood vaccine supply from the Idaho Department of Health and Welfare as a single source.

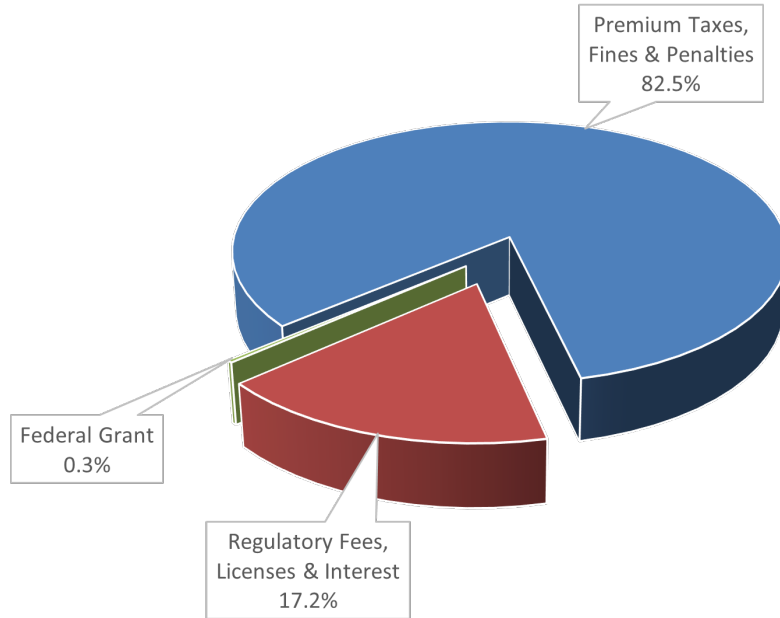
The legislation also created the independent Idaho Immunization Assessment Board to assess mandatory fees from all carriers

covering children in Idaho to fund this program. Under the Board's Plan of Operation, carriers report to the Idaho Department of Insurance the numbers of program-eligible children covered as of January 31 of each year, on or before March 15 of that year. The annual assessment fee notice is sent to all carriers no later than April 15 with a due date of June 15. If the billing is greater than \$50,000, the carrier may request a quarterly installment plan.

The 2023 assessment per program-eligible child was \$70.00.

DEPARTMENT FUND SOURCES*

For the Fiscal Year Ended June 30, 2024



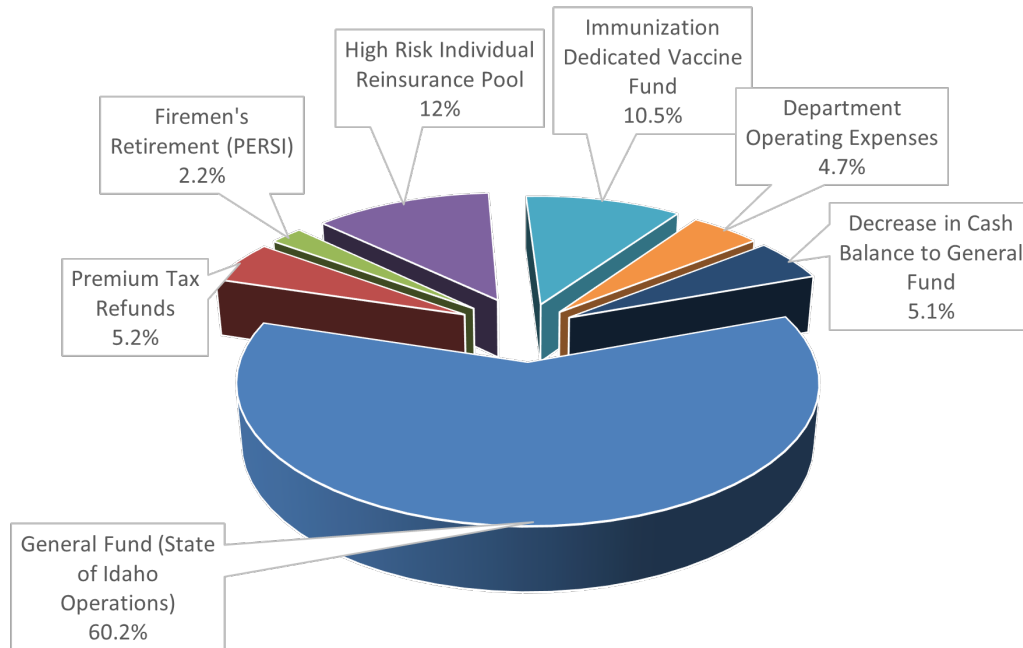
14

Premium Taxes, Fines & Penalties	\$145,432,300
Regulatory Fees, Licenses & Interest	30,332,700
Federal Grant	<u>507,800</u>
Total	<u>\$176,272,800</u>

Department receipts totaled \$176.3 million in FY 24. Taxes on insurance premiums constituted the largest portion (82.5%) of these receipts, amounting to \$145.4 million. Regulatory fees and licenses of \$30.3 million and federal grant funds of \$0.5 million accounted for the remainder of the FY 24 receipts. Although premium taxes represent the department’s largest single source of receipts, these dollars are not utilized to finance department operations. The majority of premium tax proceeds are distributed to the General Fund to finance other state programs. The balance of the premium tax proceeds are distributed to the Premium Tax Refund Fund, the Firemen’s Retirement Program, and the High Risk Individual Reinsurance Pool.

DEPARTMENT FUND APPLICATIONS*

For the Fiscal Year Ended June 30, 2024



General Fund (State of Idaho Operations)	\$106,103,200
Premium Tax Refunds	9,147,900
Firemen's Retirement (PERSI)	3,888,200
High Risk Individual Reinsurance Pool	21,113,200
Immunization Dedicated Vaccine Fund	18,482,400
Department Operating Expenses	8,311,400
Decrease in Cash Balance to General Fund	<u>8,930,200</u>
 Total	 <u>\$175,976,500</u>

In FY 24, distributions to the General Fund totaled \$106.1 million, while distributions to the Premium Tax Refund Fund, Firemen's Retirement Program, the High Risk Individual Reinsurance Pool, and the Idaho Immunization Dedicated Vaccine Fund were \$6.3 million, \$3.8 million, \$21.1 million, \$18.4 million, respectively. The department's operations are funded by regulatory fees, licenses, and other miscellaneous revenue sources. In FY 24, the department expended \$8.3 million, or 4.7% of its total receipts, to fund department operations.

SCHEDULE OF RECEIPTS AND DISBURSEMENTS

For the Fiscal Year Ended June 30, 2024

INSURANCE ADMINISTRATIVE FUND

Total Free Fund Balance, July 1, 2023		\$14,323,600
Receipts:		
Premium Taxes	\$131,066,000	
Licenses, Permits and Fees	10,009,600	
Fines & Penalties	50,100	
Other Revenue	4,500	
Total Receipts		<u>141,130,200</u>
Total Cash Available		<u>155,453,800</u>
Disbursements:		
Personnel Costs	\$4,575,400	
Communication Services	41,300	
Employee Development	37,800	
Other Services (Clerical)	34,800	
Professional Services	717,100	
Repairs & Maintenance	239,300	
Administrative Services	8,800	
Computer Services	115,800	
Employee Travel Costs	36,800	
Supplies	105,700	
Insurance	9,300	
Rental & Operating Leases	211,200	
Misc. Expend (Investigative, Governmental Overhead)	557,800	
Capital Outlay	15,200	
Total Disbursements		<u>(6,706,300)</u>
Prior Period Expenditures as of June 30, 2024		-
Encumbrances as of June 30, 2024		-
Transfers Out:		
General Fund	\$107,651,400	
Insurance Refund Fund	-	
Firemen's Retirement (PERSI)	3,005,400	
Insurance Insolvency Fund	-	
High Risk Reinsurance Pool	21,113,200	
Excess Cash on July 1st to General Fund	-	
Total Transfers Out		<u>(131,770,000)</u>
Free Fund Balance, June 30, 2024		<u>\$16,977,466</u>

SCHEDULE OF RECEIPTS AND DISBURSEMENTS

For the Fiscal Year Ended June 30, 2024

ARSON, FIRE AND FRAUD PREVENTION FUND

Free Fund Balance, July 1, 2023	\$1,809,900	
Encumbrances as of July 1, 2023	<u>-</u>	
Total Free Fund Balance, July 2, 2023		\$1,809,900
Receipts:		
Licenses, Permits and Fees	1,663,100	
Interest Income	58,600	
Other Revenue	<u>-</u>	
Total Receipts		<u>1,721,700</u>
Total Cash Available		<u>3,531,574</u>
Disbursements:		
Personnel Costs	\$916,600	
Communication Services	5,500	
Employee Development	8,700	
Technical Services	-	
Repairs & Maintenance	5,200	
Administrative Services	200	
Computer Services	-	
Employee Travel Costs	62,600	
Supplies	10,300	
Insurance	-	
Rental & Operating Leases	45,000	
Miscellaneous Expenditures	6,900	
Capital Outlay	<u>49,500</u>	
Total Disbursements		<u>(1,110,500)</u>
Prior Period Expenditures as of June 30, 2024		<u>-</u>
Encumbrances as of June 30, 2024		<u>-</u>
Free Fund Balance, June 30, 2024		<u>\$2,421,074</u>

SCHEDULE OF RECEIPTS AND DISBURSEMENTS

For the Fiscal Year Ended June 30, 2024

INSURANCE REFUND FUND

Free Fund Balance, July 1, 2023	\$40,100	
Transfers in from Insurance Administrative Fund	<u>11,496,600</u>	
Total Cash Available		\$11,536,700
Disbursements:		
Refunds of Premium Tax Overpayments	<u>6,316,700</u>	
Total Disbursements		(6,316,700)
Transfers Out:		
General Fund	<u>5,179,900</u>	
Total Transfers Out		<u>(5,179,900)</u>
Free Fund Balance, June 30, 2024		<u>\$40,100</u>

18

FEDERAL GRANT FUND

Free Fund Balance, July 1, 2023	\$(12,600)	
Encumbrances as of July 1, 2023	<u>-</u>	
Total Free Fund Balance, July 2, 2023		\$(12,600)
Receipts:		
Federal Grants	<u>507,800</u>	
Total Receipts		507,800
Advances Received		<u>-</u>
Total Cash Available		495,200
Disbursements:		
Personnel Costs	\$264,400	
Operating Expenses	193,800	
Sub-Grantee Payments	-	
Capital Outlay	<u>37,100</u>	
Total Disbursements		(495,300)
Prior Period Expenditures as of June 30, 2024		-
Encumbrances as of June 30, 2024		<u>-</u>
Free Fund Balance, June 30, 2024		<u>\$(100)</u>

SCHEDULE OF RECEIPTS AND DISBURSEMENTS

For the Fiscal Year Ended June 30, 2024

INSURANCE INSOLVENCY FUND

Free Fund Balance, July 1, 2023		\$100,000
Receipts		-
Transfers In (Reduction in General Fund Transfer)		-
Total Cash Available		<u>100,000</u>
Disbursements:		
Personnel Costs	-	
Supplies	-	
Communication Services	-	
Miscellaneous Expenditures	-	
Professional Services	-	
Employee Travel Costs	-	
Total Disbursements	<u>-</u>	<u>-</u>
Transfers Out:		
General Fund	-	
Total Transfers Out	<u>-</u>	<u>-</u>
Free Fund Balance, June 30, 2024		<u>\$100,000</u>

19

LIQUIDATION TRUST FUND

Free Fund Balance, July 1, 2023		\$409,100
Receipts		
Interest & Other Investment Income	\$17,800	
Sale of Services, Goods & Property	-	
Receipts to Trust	-	
Transfers in from: Diversified Bond Fund	-	
Total Receipts and Transfers-In	<u>-</u>	<u>17,800</u>
Total Cash Available		<u>426,900</u>
Disbursements:		
Operating Expense	-	
Liquidation Payment	-	
Transfers Out:		
Account Liquidation - Transfers to		
Unclaimed Properties	-	
Total Disbursements	<u>-</u>	<u>-</u>
Free Fund Balance, June 30, 2024		<u>\$426,900</u>

SCHEDULE OF RECEIPTS AND DISBURSEMENTS

For the Fiscal Year Ended June 30, 2024

CIGARETTE PROPENSITY ENFORCEMENT FUND

Free Fund Balance, July 1, 2023		\$591,000
Receipts:		
Regulatory Fees	<u>\$63,000</u>	
Total Receipts		<u>63,000</u>
Total Cash Available		<u>654,000</u>
Disbursements:		
Expenditures	<u>-</u>	
Total Disbursements		<u>-</u>
Free Fund Balance, June 30, 2024		<u>\$654,000</u>

20 IDAHO IMMUNIZATION DEDICATED VACCINE FUND

Free Fund Balance, July 1, 2023		\$ -
Receipts:		
Regulatory Fees	<u>\$18,482,400</u>	
Total Receipt		<u>18,482,380</u>
Total Cash Available		<u>18,482,380</u>
Disbursements:		
Disbursements	<u>-</u>	
Total Disbursements		<u>-</u>
Transfers Out:		
Health & Welfare	<u>18,482,400</u>	
Total Transfers Out		<u>(18,482,380)</u>
Free Fund Balance, June 30, 2024		<u>\$ -</u>

SCHEDULE OF RECEIPTS AND DISBURSEMENTS

For the Fiscal Year Ended June 30, 2024

IDAHO HIGH RISK INDIVIDUAL REINSURANCE FUND

Free Fund Balance, July 1, 2023		\$ -
Transfers in from Insurance Administrative Fund		<u>21,113,200</u>
Total Cash Available		21,113,200
Disbursements:		
Payment to High Risk Pool	<u>21,113,200</u>	
Total Disbursements		(21,113,200)
Transfers Out:		
Total Transfers Out		<u>-</u>
Free Fund Balance, June 30, 2024		<u><u>\$ -</u></u>

PREMIUM TAX

Premium taxes collected by the Department of Insurance are deposited in the Insurance Administrative Fund to be distributed as follows:

- An amount as needed up to 20% for the refund account (Section Idaho Code Section 41-406(1)(a));
- Fifty percent of gross fire insurance premiums to the PERSI Firemen's Retirement Account (Idaho Code Sections 59-1394 & 41-406(1) (b));
- An amount (not to exceed \$200,000 in any one year) necessary to cover administrative costs incurred by the Department in placing insurance companies into receivership or supervision to the extent that such costs cannot be satisfied from the assets of the companies (Idaho Code Section 41- 406(1) (c));
- After the preceding statutory deductions from insurance premium tax revenues have been made, if the revenues remaining exceed \$45 million, one-fourth of such excess is appropriated and paid to the Idaho Individual High Risk Reinsurance Pool fund (Idaho Code Section 41-406(1)(d)). The funds are used to pay the costs associated with providing health insurance coverage to high risk individuals regardless of health status or claims experience;
- Any remaining balance following the preceding items deposits to the General Fund (Idaho Code Section 41-406(1)(e)).

Premium taxes collected from authorized insurers are in lieu of all other state and local taxes payable in the state of Idaho with the exception of real property tax (Idaho Code Section 41-405).

The annual premium tax liability is based on calendar year premiums written minus dental premiums, which are taxed at \$0.04 per subscriber per month. Premium taxes are prepaid in quarterly installments based on the prior year's premiums and the current year's tax rates. The installments are as follows: 60% due June 15, 20% due September 15, and 15% due December 15.

The reconciliation payment is made on March 1 of the next year (Idaho Code Section 41-402(3)).

The following premium tax offsets are allowed up to 100% of the premium tax liability, unless otherwise indicated:

- Workers' Compensation Offset – All workers' compensation insurers must pay a 2.00% premium tax on Idaho premiums written to the Idaho Industrial Commission. Insurers are allowed to offset the lesser of 50% of the Industrial Commission workers' compensation tax payment and the 1.5% charged by the Department of Insurance against the workers' compensation premium tax liability with the Department of Insurance. The premium taxes paid to the Industrial Commission at the 2.00% rate should not be confused with the additional Department of Insurance 1.50% premium tax rate. The tax credit can only offset the workers' compensation premium tax liability and cannot be allowed against any other lines of insurance (Idaho Code Section 72-523(4)).
- Insurance Guaranty Association Offset – A premium tax offset is allowed for all Class B assessments. Property and casualty insurers may offset their premium tax liability to the extent of 20% of the assessment for each of the five years beginning the year the assessment is paid. An allowable offset, or portion thereof, not used in any calendar year cannot be carried over or back to any other year. The total offsets cannot exceed the tax liability or total assessment paid. (Idaho Code Section 41-3616(1)).
- Idaho Life & Health Guaranty Association Offset – A premium tax offset is allowed for all Class B assessments. Life and health insurers may offset their premium tax liability to the extent of 20% of the assessment for each of the five years beginning the year the assessment is paid. An allowable offset, or portion thereof, not used in any calendar year cannot be carried over or back to any other year. The total offsets cannot exceed the tax liability or total assessment paid (Idaho Code Section 41-4313(1)).

PREMIUM TAX



CALENDAR YEAR	STOCK AND MUTUAL INSURERS	HOSPITALS & PROFESSIONAL SERVICE CORPORATIONS	MANAGED CARE ORGANIZATIONS	SELF-FUNDED HEALTH CARE PLANS	SURPLUS LINES BROKERS	TITLE INSURERS	RISK RETENTION GROUPS
2019	1.50% 4 cents per dental subscriber certificate per month	4 cents per subscriber certificate per month	1.50%	4 cents per beneficiary per month	1.50%	1.50%	1.50%
2020	1.50% 4 cents per dental subscriber certificate per month	4 cents per subscriber certificate per month	1.50%	4 cents per beneficiary per month	1.50%	1.50%	1.50%
2021	1.50% 4 cents per dental subscriber certificate per month	4 cents per subscriber certificate per month	1.50%	4 cents per beneficiary per month	1.50%	1.50%	1.50%
2022	1.50% 4 cents per dental subscriber certificate per month	4 cents per subscriber certificate per month	1.50%	4 cents per beneficiary per month	1.50%	1.50%	1.50%
2023	1.50% 4 cents per dental subscriber certificate per month	4 cents per subscriber certificate per month	1.50%	4 cents per beneficiary per month	1.50%	1.50%	1.50%

SUMMARY OF PREMIUM TAX COLLECTION CALENDAR YEAR 2019-2023

Figures are rounded to the nearest thousand and represent Idaho's base premium tax rates, excluding retaliatory taxes. Idaho's base premium tax rates are listed on page 23.

STOCK & MUTUAL INSURERS:

Idaho Code Sections 41-402 through 41-405

Calendar Year	Taxable Premiums	Percentage Increase of Premiums	Premium Tax
2019	5,557,667,000	4.53%	83,444,000
2020	5,793,526,000	4.24%	86,903,000
2021	6,320,569,000	9.10%	96,194,000
2022	7,026,953,000	11.18%	105,404,000
2023	7,289,057,000	3.73%	115,703,000
5 year average	6,397,554,000		97,530,000*

HOSPITAL & PROFESSIONAL SERVICE CORPORATIONS:

Idaho Code Section 41-3427

Calendar Year	Taxable Premiums	Percentage Increase of Premiums	Premium Tax
2019	64,053,000	9.43%	41,000
2020	67,242,000	4.98%	42,000
2021	69,431,000	3.26%	45,000
2022	73,136,000	5.34%	47,000
2023	77,463,000	5.92%	48,000
5 year average	70,265,000		45,000**

MANAGED CARE ORGANIZATIONS:

Idaho Code Section 41-3922

Calendar Year	Taxable Premiums	Percentage Increase of Premiums	Premium Tax
2019	634,901,000	23.8%	9,524,000
2020	791,713,000	24.70%	12,047,000
2021	1,080,847,000	36.52%	14,907,000
2022	1,197,133,200	10.76%	16,589,700
2023	1,182,284,000	-0.09%	16,576,000
5 year average	974,616,000		14,154,000*

* Includes dental

** Dental only

SUMMARY OF PREMIUM TAX COLLECTION CALENDAR YEAR 2019-2023

Figures are rounded to the nearest thousand and represent Idaho's base premium tax rates, excluding retaliatory taxes. Idaho's base premium tax rates are listed on page 23.

SURPLUS LINES BROKERS:
Idaho Code Section 41-1229

Calendar Year	Taxable Premiums	Percentage Increase of Premiums	Premium Tax
2019	155,653,000	33.57%	2,335,000
2020	211,420,000	35.83%	3,171,000
2021	259,543,000	22.76%	3,894,000
2022	275,339,000	6.09%	4,130,000
2023	335,229,000	21.75%	5,029,000
5 year average	247,437,000		3,712,000

TITLE INSURERS:
Idaho Code Sections 41-402 through 41-405

Calendar Year	Taxable Premiums	Percentage Increase of Premiums	Premium Tax
2019	82,933,000	29.57%	1,244,000
2020	127,230,000	53.41%	1,908,000
2021	172,736,000	35.77%	2,591,000
2022	39,292,000	-77.25%	589,000
2023	22,052,000	-43.88%	331,000
5 year average	88,849,000		1,333,000

RISK RETENTION GROUPS:
Idaho Code Sections 41-4805 and 41-402 through 41-405

Calendar Year	Taxable Premiums	Percentage Increase of Premiums	Premium Tax
2019	6,283,000	13.09%	94,000
2020	6,187,000	-1.53%	93,000
2021	7,061,000	14.12%	106,000
2022	8,038,000	13.83%	121,000
2023	13,551,000	68.59%	204,000
5 year average	8,224,000		124,000

Note: Taxes are calculated on Idaho base rate of 1.5% and \$0.04 per dental contract. Does not include retaliatory premium tax rates.

STATE FIRE MARSHAL



The State Fire Marshal's Office participates in and coordinates an integrated statewide system designed to protect human life from fire and explosions through fire prevention, investigation and public education activities. The program involves fire prevention activities, fire/arson investigation, code enforcement and the operation of the National Fire Incident Reporting System. The State Fire Marshal's Office provides assistance to local fire agencies throughout the state.

KEY STATISTICS FOR 2023

206

Fire investigations

983

Inspections completed

9

Civilian fatalities investigated

1,185

Plan reviews completed

4,835

Fires reported to National Fire Reporting System (NFIRS)

\$117,296,221

Total estimated dollar loss reported

26

The State Fire Marshal's Office works with fire departments across Idaho, providing assistance with fire code interpretation, application and enforcement. Staff conducts training sessions on the adopted fire code, incident reporting procedures and fire investigations. The State Fire Marshal's Office is also responsible for reviewing plans for all state-owned or state-maintained buildings for compliance with fire and life safety codes. If requested by local fire departments, the State Fire Marshal can assist with local building plan reviews and inspections.

The State Fire Marshal has the statutory responsibility of being the chief arson investigation officer for the state of Idaho. When requested, he and his six deputies work with local authorities on the investigation of fires and explosions in Idaho.



Additionally, the State Fire Marshal's Office licenses the fire sprinkler contractors who work in Idaho, licenses persons and businesses that import or wholesale fireworks in the state, and certify for compliance to cigarette manufacturers under Idaho Reduced Cigarette Ignition Propensity statute. The office also maintains a record-keeping system including data submitted from fire agencies that cover approximately 95% of the population of Idaho. They are committed to "fighting fires with facts."

Idaho Code Section 41-254 requires that the State Fire Marshal make an annual report to the Governor and the Legislature by the 15th of July each year. Visit the State Fire Marshal's website at doi.idaho.gov/sfm for the detailed annual report.

CONSUMER SERVICES BUREAU



The Consumer Services Bureau consists of three sections: Senior Health Insurance Benefits Advisors (SHIBA), Consumer Affairs, and Investigations. The sections work together to protect the public's interest and ensure all participants (companies, producers, and consumers) are in compliance with the laws and rules that regulate the business of insurance in Idaho.

KEY STATISTICS FOR 2023

9,616
Total client contacts
6,108
People reached through presentations and events
224
Total presentations and enrollment events
5,089
Medicare counseling hours

Senior Health Insurance Benefits Advisors (SHIBA) is a free resource empowering Idahoans, through community volunteers and partners, to make informed decisions about their Medicare choices.

Each year, SHIBA individually counsels thousands of Medicare beneficiaries, by phone or in person, in communities throughout Idaho. SHIBA conducts workshops and provides information to beneficiaries and those who help them. SHIBA has offices in Boise, Coeur d'Alene, and Pocatello. A network of certified volunteers and partners assist people in communities throughout the state.

SHIBA and the Idaho Department of Insurance investigate complaints and issues regarding claims/billing, appeals/ grievances, fraud and abuse, marketing/ sales, quality of care, and non-renewal issues.


SHIBA services the general Medicare population and conducts targeted outreach for populations at risk or underserved due to race, cultural background, ethnicity, limited English proficiency, Medicare/Medicaid dual eligibility, beneficiaries under 65 with disabilities, and individuals eligible for low income subsidy prescription drug coverage.

SHIBA promotes awareness of provisions of federal legislation, such as the Patient Protection and Affordable Care Act (ACA); the Medicare Improvement for Patients and Providers Act (MIPPA); and the Medicare Modernization Act of 2003, as they affect Medicare issues. Such issues include prevention and wellness benefits; changes to the Annual Open Enrollment Period (OEP); fraud prevention and awareness initiatives; and Durable, Medical Equipment, Prosthetics, Orthotics and Supplies (DMEPOS) competitive bidding.



Senior Health Insurance Benefits Advisors

CONSUMER SERVICES BUREAU



CONSUMER AFFAIRS

The Consumer Affairs Section is a primary contact for members of the public who have questions about insurance matters or who want to file a complaint regarding an insurance matter. The Section assists Idahoans and the general public regarding any Idaho insurance matter, including:

- Analyzing consumer, company, and producer complaints and problems relating to all facets of the insurance industry to determine if a violation of Idaho Code or contract provisions has occurred;
- Providing assistance to consumers, companies, producers, and legal representatives in the form of technical assistance on claims procedures, underwriting, insurance laws and rules;
- Reviewing insurance contracts, policies, and related documents to assure compliance with Idaho insurance laws and rules; • Conducting investigations concerning alleged violations of insurance laws, evaluating the merit of the complaint or inquiry, and recommending a course of action to Department staff; and
- Providing technical expertise for market conduct examinations of domestic and foreign insurers.

The Consumer Affairs Section also provides information and services to consumers via the

- Department website, including:
- Answers to common insurance questions;
 - Basic information regarding insurance products;
 - Online complaint filing;
 - Summaries of complaint data; and
 - Updates regarding national health care reform.

CONSUMERS CAN CONTACT A CONSUMER AFFAIRS OFFICER THROUGH THE TOLL-FREE CONSUMER ASSISTANCE HELPLINE, BY MAIL, FAX, OR THE INTERNET, OR BY CALLING OR VISITING THE DEPARTMENT'S BOISE OFFICE.

KEY STATISTICS FOR 2023

996

New consumer complaints

981

Closed consumer complaints

5440

Consumer contacts

203

Health claim external reviews

\$1,568,932

Consumer complaint recoveries

43*

(2787 PARTICIPANTS)

Outreach efforts

**11 of the efforts included classes and presentations for 726 of the total participants*

CONSUMER SERVICES BUREAU



FRAUD INVESTIGATIONS

The Investigations Section actively investigates, refers for prosecution, and seeks restitution from those who commit insurance fraud, a felony that can result in a sentence of up to 15 years in prison and a \$15,000 fine. Whatever its form, insurance fraud is a crime that impacts everyone by increasing the cost of insurance premiums and related goods and services. When allowed to go unchecked, insurance fraud has a severe negative effect on the economy as a whole.

The Section's mission is two-fold: first, to protect Idaho insurance consumers from dishonest individuals transacting insurance; second, to pursue allegations of individuals filing fraudulent claims against insurance companies. The Section fulfills its mission through criminal and administrative investigations to determine whether a person has violated any provision of Title 41, Idaho Code.

One special prosecutor from the Office of the Attorney General reviews and prosecutes criminal insurance cases referred by the Section. Additionally, two Deputy Attorneys General pursue administrative enforcement actions against licensees.

The Investigations Section aims to be

recognized as a leader in the fight against insurance fraud by creating partnerships with other criminal justice and law enforcement entities, educating the insurance industry, conducting community presentations and distributing written materials. These activities have significantly increased public awareness.

INSURANCE FRAUD STEALS AT LEAST \$308.6 BILLION EVERY YEAR FROM AMERICAN CONSUMERS (COALITION AGAINST INSURANCE FRAUD). FRAUD OCCURS IN ≈10% OF PROPERTY-CASUALTY LOSSES.

KEY STATISTICS FOR 2023

612
Reports of fraud received
158
Opened cases
31
Cases referred to state prosecutors
2
Cases referred to in-house attorneys
14
Criminal convictions
1
Administrative actions
40
Cases pending at the Office of the Attorney General

COMPANY ACTIVITIES BUREAU



The Company Activities Bureau consists of three sections: Examinations, Analysis and Licensing. Although each section has separate functions, all work in close association on regulatory efforts.

EXAMINATIONS & ANALYSIS

The Examinations and Analysis Sections monitor the financial condition of insurance entities conducting business in the state of Idaho. This helps ensure that each entity complies with Idaho law and that the financial obligations to policyholders are met. Regulated entities include domestic and foreign stock and mutual insurers, fraternal benefit societies, managed care organizations, reciprocal insurers, self-funded health care plans, risk retention and purchasing groups, reinsurers, county mutual insurers, hospital and professional service corporations, surplus lines insurers, title insurers, and rating organizations.

Functions of the Examinations & Analysis Sections include:

- Examination of the financial conditions of Idaho domestic insurers to ensure that they are operating in accordance with Idaho insurance laws and rules and the National Association of Insurance Commissioners (NAIC) Accounting Practices and Procedures Manual. Examinations are prescribed by law to be conducted at least once every five years but may be undertaken more frequently if the Director deems necessary. Examinations of self-funded health benefit plans and other regulated entities are also performed.
- Receiving and recording corporate changes for insurers and other regulated entities (e.g., name changes, mergers, and redomestications).
- Leading Idaho's participation in interstate collaborative actions, providing technical expertise, and conducting or participating

in supervisory examinations of domestic and foreign insurers.

- Financial analysis and review of Idaho domestic company financial reports to determine compliance, financial solvency, and ability to meet contractual obligations to policyholders. This includes review of foreign companies licensed in Idaho.
- Financial analysis and review of self-funded health plans regulated under Title 41, Chapters 40 and 41, Idaho Code, to determine compliance with Idaho Code requirements, financial solvency, and ability to meet obligations to beneficiaries.
- Initial licensing or authorization of regulated entities to transact business in the state. The admission process is completed in an efficient and timely manner to admit financially sound insurers and related entities that will offer quality insurance products or related services to Idaho residents. The Section also maintains reinsurance only and surplus line (whitelist) listings.
- Monitoring and regulation of Idaho holding company systems, in accordance with Title 41, Chapter 38, Idaho Code, to promote public interest and the interests of Idaho policyholders and shareholders.
- Initial licensing for third party administrators (TPAs) to operate in Idaho. Determination that TPAs continue to meet licensing requirements based on annual filings.

COMPANY EXAMINATIONS AND ADMISSIONS

Companies Admitted / Listed / Registered in 2023

Advisory Organizations

4692 Anywhere Insurance Services, LLC DE

Certified Reinsurers

None

Charitable Gift Annuities

4696 Perkins School for the Blind MA

4722 Rensselaer Polytechnic Institute NY

Fraternal Benefit Society

None

Life/Health

4695 American Century Life Insurance Company OH

4712 RGA Life and Annuity Insurance Company MO

4714 US Alliance Life and Security Company ND

4720 National Security Insurance Company AL

Managed Care Organizations

None

Property/Casualty

4707 AmFed Advantage Insurance Company MS

4708 AmFed Casualty Insurance Company MS

4709 AmFed National Insurance Company MS

4713 Stonewood Insurance Company NC

4715 American Builders Insurance Company DE

4717 National Builders Insurance Company DE

4724 Palomar Specialty Insurance Company OR

4725 Horizon Midwest Casualty Company KS

4726 Copperpoint Casualty Insurance Company AZ

4727 Republic Fire and Casualty Insurance Company OK

4728 Copperpoint Premier Insurance Company AZ

4729 Crum and Forster Insurance Company NJ

1499 Rochdale Insurance Company NY

Purchasing Groups

4699 Data Risk Protectors RPG, LLC PA

4716 Marsh Financial Services Risk Purchasing Group IA

4719 STEM Professions Risk Purchasing Group IL

4731 National Sports Purchasing Group, Inc IL

4732 The Contingent Workforce Risk Purchasing Group DE

Rating Organization

None

COMPANY EXAMINATIONS AND ADMISSIONS

Companies Admitted / Listed / Registered in 2023

Reciprocal Jurisdiction Reinsurer ** Per Idaho Code these companies must reapply every year with a new application**

4609	Convex Insurance UK Limited	United Kingdom
4610	Convex RE Limited	Bermuda
4657	DaVinci Reinsurance Ltd.	Bermuda
4658	Renaissance Reinsurance Ltd.	Bermuda
4660	Renaissance Europe AG	Switzerland
4659	RenaissanceRE Specialty U.S. Ltd.	Bermuda
4651	Aspen Bermuda Limited	Bermuda
4656	Underwriters at Lloyd's	United Kingdom
4671	Vermeer Reinsurance Ltd.	Bermuda
4662	Lancashire Insurance Company Limited	Bermuda
4674	Fidelis Underwriting Limited	United Kingdom
4675	Hanover RE (Ireland) DAC	Ireland
4676	Hannover Ruck SE	Germany
4677	Partner Reinsurance Company Ltd.	Bermuda
4682	Arch Reinsurance Ltd.	Bermuda
4683	Somers Re Ltd.	Bermuda
4685	Chubb European Group SE	France
4686	Validus Reinsurance (Switzerland) Ltd.	Switzerland
4687	Validus Reinsurance, Ltd	Bermuda
4688	Fidelis Insurance Bermuda Limited	Bermuda
4689	Fortitude Reinsurance Company Ltd.	Bermuda
4691	Hannover Life Reassurance Company of America (Bermuda) Ltd.	Bermuda
4706	Mapfre RE, Compania de Reasegueros, S.A.	Spain

32

Self-Funded Health Care Plans

N/A

Surplus Lines

4693	Cowbell Specialty Insurance Company	NE
4694	Sierra Specialty Insurance Company	TX
4697	Berkley Prestige Insurance Company	IA
4698	Point Excess and Surplus Insurance Company	WI
4700	Palms Specialty Insurance Company, Inc.	DE
4701	Lannisport Marine & General Insurance Company, Inc	AZ
4703	AM Specialty Insurance Company	AZ
4704	Ardellis Insurance Ltd.	Bermuda
4705	Shield Indemnity Incorporated	OH
4718	PURE Specialty Exchange	AZ

Title

None

COMPANY EXAMINATIONS AND ADMISSIONS

Classification of Active and Suspended Entities in 2023

Licensed

County Mutual Fire	1
Fraternal Benefit Societies	16
Hospital and Professional Service Corporation	1
Hospital Liabilities Trusts	0
Life & Disability	428
Managed Care Organizations	25
Petroleum Clean Water Trusts	1
Property & Casualty	867
Title	17

Listed

Accredited Reinsurers	25
Advisory Organizations	15
Certified Reinsurers	7
Charitable Gift Annuities	343
Reciprocal Jurisdiction Reinsurers	24
Surplus Lines	196
Trusted Reinsurers	15

Registered

Purchasing Groups	242
Rating Organizations	9
Risk Retention Groups	96
Self-Funded Employee Health Care Plan	16

Other Regulated Entities

Guaranty Associations	3
Surplus Lines Associations	1

Total Companies Regulated Entities **2,346**

COMPANY EXAMINATIONS AND ADMISSIONS

Companies Expired, Delisted, Revoked or Withdrawn in 2023

Life/Health Companies

None

Property/Casualty Companies

Purchasing Groups

Allied Beauty Experts	Expired	June 21, 2023
Aon Professional Services Risk Purchasing Group	Withdrawn	May 8, 2023
B&B Fitness PG, Inc.	Withdrawn	November 9, 2023
Design Professional Services Risk Purchasing Group	Withdrawn	March 1, 2023
Fleet Assurance Purchasing Group	Withdrawn	March 17, 2023
Medical Data & Billing Insurance Liability Risk Purchasing Group	Withdrawn	January 1, 2023
Premier Attorneys Purchasing Group, Inc	Expired	June 21, 2023

Risk Retention Groups

St. Charles Insurance Company Risk Retention Group	Withdrawn	June 27, 2023
--	-----------	---------------

Surplus Lines Insurers

Trusteed Reinsurer

Lancashire Insurance Company Limited	Withdrawn	October 27, 2023
--------------------------------------	-----------	------------------

Companies Merged in 2023

2500 AXA Insurance Company MERGED WITH 1720 Coliseum Reinsurance Company, effective October 23, 2023.

537 Nationwide Mutual Fire Insurance Company MERGED WITH 538 Nationwide Mutual Insurance Company, effective January 1, 2023.

859 Horace Mann Insurance Company MERGED WITH HML Insurance Company (not licensed in Idaho), effective June 30, 2023.

2886 Proassurance Indemnity Company, Inc. MERGED WITH Proassurance Casualty Company (not licensed in Idaho), effective December 31, 2023.

2964 Sterling National Life Insurance Company, Inc. MERGED WITH Independent Life Insurance Company (not licensed in Idaho), effective December 29, 2023.

COMPANY ACTIVITIES BUREAU



CONTINUING EDUCATION

The Continuing Education (CE) Rule, IDAPA 18.06.04, requires resident insurance licensees to complete 24 credit hours of continuing education within each two-year licensing period, which expires at the end of the individual's birth month. At least three of the 24 hours must be obtained in insurance ethics courses. Mandated training has been adopted by the Department for annuity suitability, flood, and long-term care policy sales. Non-resident and limited lines producers are exempt from CE requirements for Idaho.

Appointed members of the CE Advisory Committee meet quarterly to review provider course applications to ensure quality courses are available to Idaho producers. CE rules are also in place to maintain high standards for CE courses. Presentation methods are available to licensees in a variety of formats including correspondence, internet, seminar, teleconference, traditional classroom, and webcast/webinar.

KEY STATISTICS FOR 2023

5,837

Total active continuing
education courses

35

COMPANY ACTIVITIES BUREAU



PRODUCER LICENSING

The Producer Licensing Section reviews and processes license applications and issues and maintains 114,549 licenses, including resident and non-resident business entities and individuals. The Section oversees 13 license types and their related procedures, statutes, and rules. Section goals are efficiency, security, and service.

services for 90-95% of all licensing transactions. This factor allows the turnaround time for nonresident licensing to remain 1-2 days. The FBI fingerprinting process provides greater security and quicker response times for resident applicants.

36

- Producer Licensing continues to seek out administrative efficiencies by utilizing online services through approved vendors. Services include license application renewals, appointments, address changes, license copies, continuing education courses, and CE credit downloads. Applicants and licensees utilize online
- Producer Licensing website information is regularly updated to provide the most current information and services available. The Section maintains an efficient and secure licensing environment by utilizing document imaging for license records and email correspondence for DOI communications to licensees.

NEW PRODUCER LINES OF AUTHORITY

Individual Resident

Accident & Health or Sickness
Casualty
Life
Property
Personal Lines
Other

711
188
932
428
221
299

Resident Business Entity

Accident & Health or Sickness
Casualty
Life
Property
Personal Lines
Other

61
39
67
38
1
5

Individual Non-Resident

Accident & Health or Sickness
Casualty
Life
Property
Personal Lines
Other

11,797
8,252
10,829
8,193
8,151
2,981

Non-Resident Business Entity

Accident & Health or Sickness
Casualty
Life
Property
Personal Lines
Other

643
8,252
10,829
8,193
8,151
2,981

MARKET OVERSIGHT BUREAU



The Market Oversight Bureau consists of the Rates and Forms Section and Market Conduct Team, focused on companies' conduct in the insurance markets.

MARKET CONDUCT

Through comprehensive market analysis techniques, the Department monitors Idaho's key market data elements to identify issues or concerns of regulated entities and proactively perform the most effective remedial action. This includes conducting and issuing routine Market Conduct Examinations of insurers. When appropriate, the Department takes collaborative action with other jurisdictions and participates in the multi-state examinations of insurers or entities which may affect Idahoans.

The Market Conduct Annual Statement (MCAS) was developed with the input of state regulators and representatives from the insurance industry. It provides an analysis tool for certain key market data elements that help regulators allocate market analysis resources where they can be most effective.

KEY STATISTICS FOR 2023

31

Market analysis reviews completed

TITLE INSURANCE

Title Agents are examined by the Department not more than every fifth year. This regular examination of the Title Agent's transactions, assets, tract indexes, abstract records, and other records ascertains compliance with the law. Exceptions, if any, are issued in a Report of Exception Examination.

KEY STATISTICS FOR 2023

35

Title examinations completed

RATES AND FORMS

The rates and forms section accepts property, casualty, health and life policy contracts and related forms with the company certification stating they comply with Idaho Code and are not ambiguous, misleading or deceptive. The Section accepts advertising filings for life and health and reviews rate filings for various lines of insurance including individual and small group health rate manuals, Medicare supplement, long-term care, private passenger automobile, homeowners and credit. The objective is to ensure that rates are not inadequate, excessive or unfairly discriminatory.

This Section is primarily responsible for administering form filing laws and form laws on a file-and-use basis. Idaho Code Section 41-1812 states: "No basic insurance policy or annuity contract form, or application form where written application is required and is to be made a part of the policy or contract, or printed rider or endorsement form or form of renewal certificate, shall be delivered, or issued

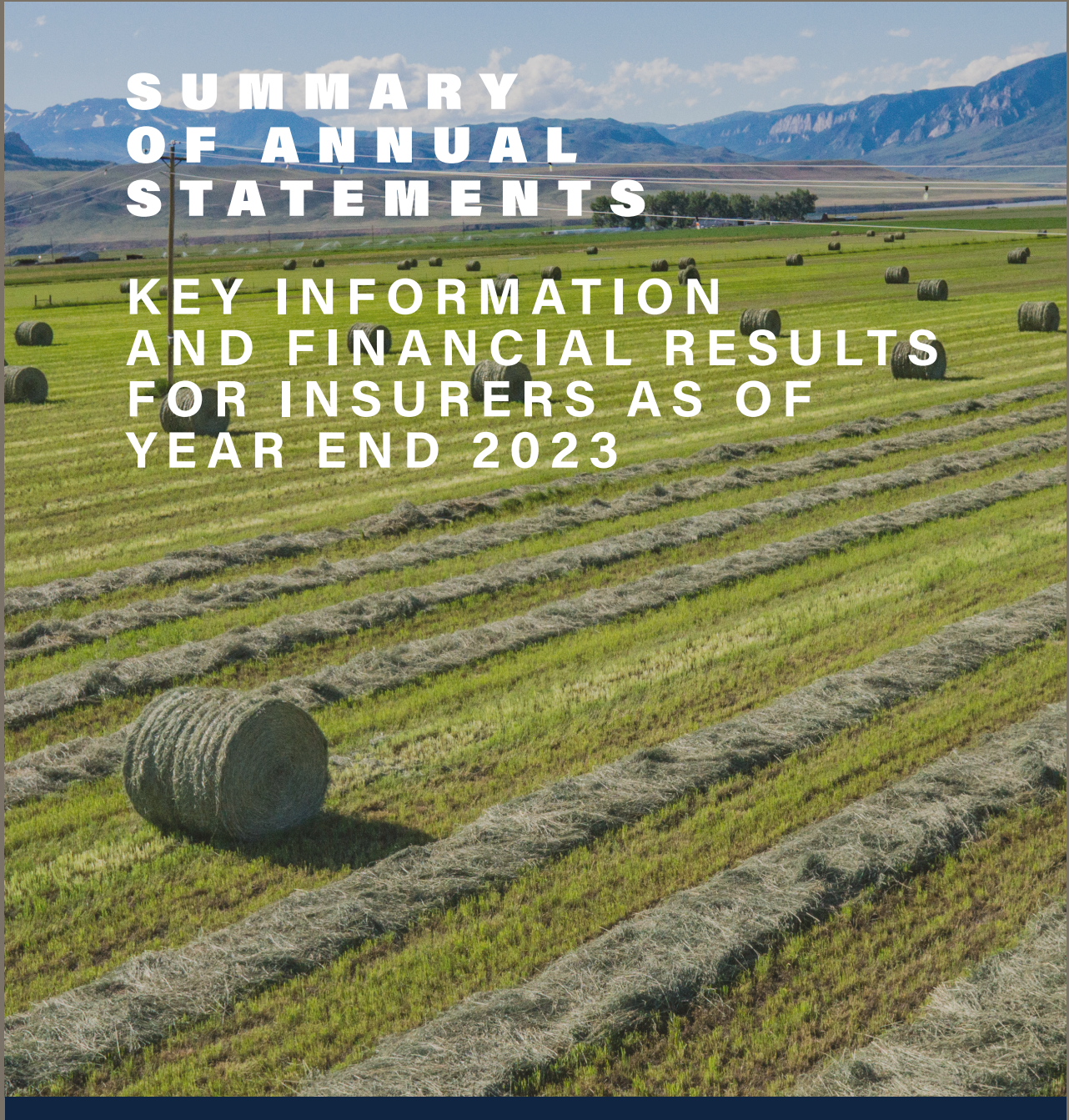
for delivery in this state, unless the form has been filed with the director."

Although all major lines of insurance are monitored, the Section is alert to filings involving private passenger automobile rate changes, bail bonds, certificates of assumption, company mergers, credit life and disability, life settlement, consumer credit reporting, health Products, long-term care, managed care organizations, Medicare supplements, title and workers' compensation. Unless the forms are submitted and filed with the Rates and Forms Section, they may not be issued to residents of Idaho.

The Department receives policy and rate filings from 2,346 companies licensed or registered to sell products in Idaho. The Department received 6,387 separate filings in 2023 via SERFF (System for Electronic Rate and Form Filing), consisting of 25,316 documents and 1,556 rates. Below is a listing of the number of forms and rates for all filings submitted in 2022.

RATES AND FORMS HIGHLIGHTS FOR YEAR 2023

Business Line	Forms	Business Line	Rates
Aircraft	1,068	Aircraft	10
Annuities	1,981	Annuities	0
Boiler & Machinery	32	Boiler & Machinery	2
Commercial Auto	1,475	Commercial Auto	233
Commercial Package	2,328	Commercial Package	135
Credit Life	19	Credit Life	1
Farmowners	19	Farmowners	4
Fidelity/Surety	273	Fidelity/Surety	16
General Liability	8,040	General Liability	278
Group Health	2,840	Group Health	87
Group Life	97	Group Life	0
HMO	934	HMO	8
Homeowners	262	Homeowners	104
Individual Health	2,020	Individual Health	81
Individual Life	106	Individual Life	1
Inland Marine	387	Inland Marine	92
Life Settlements	4	Life Settlement	0
Long-Term Care	36	Long-Term Care	37
Medical Malpractice	516	Medical Malpractice	18
Medicare Supplement	613	Medicare Supplement	123
Personal Auto	344	Personal Auto	138
Property	534	Property	91
Title	361	Title	13
Workers Compensation	176	Workers Compensation	58
All Other Lines	851	Other All Lines	26
Total	25,316	Total	1,556



Health Companies	40
Life and Annuity Companies	41
Property Casualty Companies	55
Title Companies.....	97



HEALTH COMPANIES

COCODE	COMPANY NAME	STATE OF DOMICILE	INCORPORATED DATE	IDAHO LICENSE DATE	TOTAL ASSETS	CAPITAL AND SURPLUS	NET INCOME	LINE(S) OF BUSINESS
12193	AETNA BETTER HLTH OF MI INC	MI	4/22/2004	2/12/2019	202,550,678	86,815,593	18,807,067	Disability, Including Managed Care
95407	AETNA HLTH OF UTAH INC	UT	7/1/1987	12/16/2004	76,663,510	38,570,325	3,184,985	Disability - Managed Care Only
95163	ALPHA DENTAL PROGRAMS INC	TX	12/23/1985	6/4/2008	74,489,857	67,171,680	12,177,067	Disability - Managed Care Only
16741	AMERICAN HLTH PLAN OF UT INC	UT	11/4/2019	3/30/2021	5,639,578	3,054,564	1,094,343	Disability - Managed Care Only
12151	ARCADIAN HLTH PLAN INC	WA	4/6/2004	4/26/2017	2,158,835,707	1,080,181,654	138,846,614	Disability - Managed Care Only
15022	BLUE CROSS OF ID CARE PLUS INC	ID	2/19/2013	4/12/2018	301,417,612	104,795,749	(53,754,051)	Disability, Including Managed Care
95303	BRIDGESPAN HLTH CO	UT	8/10/1982	1/18/2013	46,717,571	41,738,043	562,881	Disability, Including Managed Care
47791	DELTA DENTAL PLAN OF ID INC	ID	6/21/1971	2/21/1973	79,876,762	61,083,409	2,203,798	Disability, Excluding Managed Care
11229	HARMONY HLTH PLAN INC	IL	8/18/1995	2/4/2016	445,885,402	112,058,742	(9,187,280)	Disability, Including Managed Care
95885	HUMANA HLTH PLAN INC	KY	8/23/1982	3/1/2008	709,923,934	248,674,173	(57,198,360)	Disability - Managed Care Only
47055	KAISER FOUND HLTH PLAN OF WA OPTIONS	WA	1/30/1990	8/17/1995	344,793,021	133,864,516	(43,610,587)	Disability, Including Managed Care
47098	MODA HLTH PLAN INC	OR	11/3/1988	1/24/2007	431,252,149	105,859,867	(35,930,349)	Disability, Including Managed Care
95502	MOLINA HLTHCARE OF UT INC DBA AMFAM	UT	5/27/1994	3/31/2017	382,560,812	109,051,059	33,690,388	Disability - Managed Care Only
14933	MONTANA HLTH COOPERATIVE	MT	12/15/2010	6/13/2014	181,116,201	88,135,774	426,096	Disability, Including Managed Care
16456	MOUNT CARMEL HLTH PLAN OF ID INC	ID	8/29/2018	11/5/2021	12,863,347	5,408,059	(6,072,233)	Disability, Including Managed Care
16445	NORTHWEST DENTAL BENEFITS LLC	ID	4/17/2017	8/16/2018	577,247	384,539	4,701	Disability, Managed Care Only
12595	PACIFCSOURCE COMM HLTH PLANS	OR	12/12/2005	12/29/2014	421,194,943	273,164,567	(36,700,801)	Disability, Including Managed Care
54976	PACIFCSOURCE HLTH PLANS	OR	3/31/1933	5/19/2006	567,507,898	422,028,330	32,462,282	Disability, Including Managed Care
95153	SELECTHEALTH INC	UT	12/27/1983	10/26/2012	2,320,605,606	1,218,494,581	(3,727,340)	Disability, Including Managed Care
17255	ST LUKES HLTH PLAN INC	ID	2/1/2022	3/25/2022	35,542,271	17,427,152	(14,899,769)	Disability, Including Managed Care
95501	UNITED HLTHCARE OF UT INC	UT	3/16/1984	3/29/2017	55,627,769	49,177,236	2,361,936	Disability - Managed Care Only
95685	UNITEDHEALTHCARE OF THE ROCKIES INC	UT	6/12/1997	3/23/2021	275,560,770	142,501,399	50,052,540	Disability - Managed Care Only
53031	VSP VISION CARE INC	VA	4/26/1960	6/26/2014	78,482,054	48,823,769	32,012,863	Disability - Managed Care Only
95819	WILLAMETTE DENTAL OF ID INC	ID	7/22/1998	9/11/1998	49,110,568	48,821,076	404,337	Disability - Managed Care Only



LIFE & ANNUITY COMPANIES

COCODE	COMPANY NAME	STATE OF DOMICILE	INCORPORATED DATE	IDAHO LICENSE DATE	TOTAL ASSETS	CAPITAL AND SURPLUS	NET INCOME	LINE(S) OF BUSINESS
80985	4 EVER LIFE INS CO	IL	9/22/1949	12/19/1952	\$ 184,230,748	\$ 81,250,994	\$ 3,606,782	Disability, Excluding Managed Care; Life
77879	5 STAR LIFE INS CO	NE	5/24/1943	12/1/1987	\$ 321,119,661	\$ 39,122,239	\$ 7,171,453	Disability, Excluding Managed Care; Life
71854	AAA LIFE INS CO	MI	6/5/1969	8/26/1970	\$ 829,613,401	\$ 222,742,051	\$ 20,254,802	Disability, Excluding Managed Care; Life
71471	ABILITY INS CO	NE	10/6/1967	4/22/1970	\$ 1,179,380,037	\$ 34,765,611	\$ (2,337,781)	Disability, Excluding Managed Care; Life
63444	ACCENDO INS CO	UT	12/8/1955	6/17/1974	\$ 445,970,987	\$ 124,407,448	\$ (89,760,601)	Disability, Excluding Managed Care; Life; Variable Contracts
62200	ACCORDIA LIFE & ANN CO	IA	8/10/1967	8/25/1969	\$ 12,575,419,912	\$ 681,229,478	\$ (185,287,494)	Disability, Excluding Managed Care; Life
60348	ACE LIFE INS CO	CT	7/9/1965	5/4/1966	\$ 38,925,871	\$ 8,171,998	\$ (2,152,013)	Disability, Excluding Managed Care; Life
78700	AETNA HLTH & LIFE INS CO	CT	8/19/1971	8/14/1981	\$ 489,564,469	\$ 223,461,577	\$ (25,370,489)	Disability, Excluding Managed Care; Life
72052	AETNA HLTH INS CO	PA	7/7/1938	8/29/1968	\$ 242,743,776	\$ 124,514,248	\$ (133,027,964)	Disability, Excluding Managed Care; Life
60054	AETNA LIFE INS CO	CT	06/14/1853	05/18/1897	\$ 27,182,042,862	\$ 7,210,190,942	\$ 2,399,376,705	Disability, Excluding Managed Care; Life; Variable Contracts
82406	ALL SAVERS INS CO	IN	1/7/1986	7/31/1996	\$ 1,643,212,384	\$ 1,072,963,980	\$ 133,147,794	Disability, Excluding Managed Care; Life
90611	ALLIANZ LIFE INS CO OF N AMER	MN	8/13/1979	10/2/1980	\$ 177,865,640,835	\$ 7,033,808,200	\$ 1,586,524,917	Disability, Excluding Managed Care; Life; Variable Contracts
60216	AMALGAMATED LIFE INS CO	NY	9/29/1943	12/12/2008	\$ 151,131,828	\$ 69,486,880	\$ 1,987,186	Disability, Excluding Managed Care; Life
68594	AMERICAN AMICABLE LIFE INS CO OF TX	TX	9/22/1981	7/7/1987	\$ 483,662,532	\$ 146,777,571	\$ 1,545,151	Disability, Excluding Managed Care; Life
60275	AMERICAN BANKERS LIFE ASSUR CO OF FL	FL	2/6/1952	8/12/1952	\$ 230,296,510	\$ 68,169,955	\$ 17,288,556	Disability, Excluding Managed Care; Life
66001	AMERICAN BENEFIT LIFE INS CO	OK	5/12/1909	4/13/2021	\$ 274,064,884	\$ 33,640,928	\$ 7,208,459	Disability, Excluding Managed Care; Life
99600	AMERICAN CENTURY LIFE INS COMPANY	OH	7/16/1980	2/2/2023	\$ 161,239,433	\$ 14,349,278	\$ 6,368,249	Life
92738	AMERICAN EQUITY INVEST LIFE INS CO	IA	12/19/1980	1/22/1982	\$ 59,829,070,316	\$ 3,730,939,531	\$ (44,316,669)	Life; Variable Contracts
60380	AMERICAN FAMILY LIFE ASSUR CO OF COL	NE	11/17/1955	5/12/2017	\$ 16,242,640,675	\$ 2,880,562,193	\$ 1,144,392,926	Disability, Excluding Managed Care; Life
60399	AMERICAN FAMILY LIFE INS CO	WI	11/21/1957	3/28/2001	\$ 5,177,361,259	\$ 546,304,785	\$ 104,306,080	Disability, Excluding Managed Care; Life; Variable Contracts
60004	AMERICAN FARMERS & RANCHERS LIFE INS	OK	12/30/1999	9/16/2005	\$ 37,592,383	\$ 4,444,577	\$ (803,717)	Life
60410	AMERICAN FIDELITY ASSUR CO	OK	11/30/1960	11/15/1968	\$ 7,984,183,128	\$ 690,294,905	\$ 193,023,134	Disability, Excluding Managed Care; Life; Variable Contracts
60429	AMERICAN FIDELITY LIFE INS CO	FL	9/5/1956	10/21/1965	\$ 373,927,432	\$ 66,073,587	\$ 1,972,198	Life
60488	AMERICAN GEN LIFE INS CO	TX	4/11/1960	6/21/1961	\$ 229,771,113,454	\$ 8,929,308,244	\$ 507,324,508	Disability, Excluding Managed Care; Life; Variable Contracts
60534	AMERICAN HERITAGE LIFE INS CO	FL	9/11/1956	6/18/1962	\$ 2,340,200,725	\$ 346,253,300	\$ 70,356,792	Disability, Excluding Managed Care; Life
60518	AMERICAN HLTH & LIFE INS CO	TX	6/16/1954	9/13/1954	\$ 1,170,322,786	\$ 279,263,730	\$ 99,823,594	Disability, Excluding Managed Care; Life
60542	AMERICAN HOME LIFE INS CO	KS	5/3/1909	11/30/1970	\$ 282,197,164	\$ 21,108,535	\$ (674,156)	Life
60577	AMERICAN INCOME LIFE INS CO	IN	7/16/1954	8/9/1967	\$ 5,296,153,089	\$ 405,577,014	\$ 167,250,309	Disability, Excluding Managed Care; Life
67253	AMERICAN LIFE & SECURITY CORP	NE	9/15/1960	6/23/1987	\$ 2,718,606,131	\$ 76,218,948	\$ (27,453,955)	Disability, Excluding Managed Care; Life
81213	AMERICAN MATURITY LIFE INS CO	CT	10/24/1972	6/3/1983	\$ 30,745,995	\$ 16,460,252	\$ 1,213,172	Disability, Excluding Managed Care; Life; Variable Contracts
67989	AMERICAN MEMORIAL LIFE INS CO	SD	3/18/1959	6/28/1968	\$ 4,667,599,481	\$ 263,697,223	\$ 6,755,335	Disability, Excluding Managed Care; Life
60739	AMERICAN NATL INS CO	TX	3/1/1905	4/23/1934	\$ 29,840,861,891	\$ 2,368,333,442	\$ (411,290,912)	Disability, Excluding Managed Care; Life; Variable Contracts
71773	AMERICAN NATL LIFE INS CO OF TX	TX	12/2/1954	4/1/1973	\$ 145,384,834	\$ 53,613,459	\$ 7,798,938	Disability, Excluding Managed Care; Life
60801	AMERICAN PUBLIC LIFE INS CO	OK	11/28/1945	10/24/2005	\$ 92,564,194	\$ 25,779,136	\$ (6,141,377)	Disability, Excluding Managed Care; Life
60836	AMERICAN REPUBLIC INS CO	IA	4/4/1929	8/12/1952	\$ 1,890,607,518	\$ 557,535,310	\$ (22,599,001)	Disability, Excluding Managed Care; Life; Variable Contracts
84697	AMERICAN SPECIALTY HLTH INS CO	FL	12/27/1972	11/1/1989	\$ 10,945,338	\$ 10,777,340	\$ 541,068	Disability, Excluding Managed Care; Life
60895	AMERICAN UNITED LIFE INS CO	IN	12/17/2000	7/8/1949	\$ 37,146,127,096	\$ 1,153,916,482	\$ (2,471,641)	Disability, Excluding Managed Care; Life; Variable Contracts
61999	AMERICO FIN LIFE & ANN INS CO	TX	7/1/1946	2/1/1957	\$ 7,165,488,931	\$ 800,819,146	\$ 40,621,762	Disability, Excluding Managed Care; Life

COCODE	COMPANY NAME	STATE OF DOMICILE	INCORPORATED DATE	IDAHO LICENSE DATE	TOTAL ASSETS	CAPITAL AND SURPLUS	NET INCOME	LINE(S) OF BUSINESS
61301	AMERITAS LIFE INS CORP	NE	04/06/1887	11/13/1952	\$ 27,217,336,113	\$ 1,925,163,136	\$ 41,391,001	Disability, Excluding Managed Care; Life; Variable Contracts
60250	AMFIRST INS CO	OK	12/15/1998	1/3/2022	\$ 106,998,666	\$ 81,463,060	\$ 6,278,706	Disability, Excluding Managed Care; Life
72222	AMICA LIFE INS CO	RI	6/13/1968	3/1/1989	\$ 1,460,378,850	\$ 383,173,410	\$ 4,250,503	Life
93661	ANNUITY INVESTORS LIFE INS CO	OH	11/13/1981	1/20/1984	\$ 2,770,084,836	\$ 427,507,500	\$ 44,228,451	Disability, Excluding Managed Care; Life; Variable Contracts
61069	ANTHEM LIFE INS CO	IN	6/7/1956	10/18/1982	\$ 777,156,219	\$ 209,288,232	\$ 30,557,672	Disability, Excluding Managed Care; Life
71455	ARCH LIFE INS CO OF AMER	KS	6/1/1964	8/31/2004	\$ 8,986,846	\$ 8,397,084	\$ (236,043)	Disability, Excluding Managed Care; Life
67423	ASPIDA LIFE INS CO	MI	8/14/1956	11/18/1959	\$ 3,080,854,588	\$ 352,025,788	\$ (49,600,719)	Disability, Excluding Managed Care; Life; Variable Contracts
71439	ASSURITY LIFE INS CO	NE	3/20/1964	11/24/1969	\$ 2,503,493,586	\$ 434,398,954	\$ 14,840,268	Disability, Excluding Managed Care; Life
68039	ATHENE ANN & LIFE ASSUR CO OF NY	NY	5/19/1965	7/28/1981	\$ 5,248,337,211	\$ 290,000,640	\$ 22,270,896	Disability, Excluding Managed Care; Life; Variable Contracts
61689	ATHENE ANN & LIFE CO	IA	02/18/1896	4/2/1914	\$ 201,980,450,717	\$ 2,875,879,257	\$ (161,006,333)	Disability, Excluding Managed Care; Life; Variable Contracts
61492	ATHENE ANNUITY & LIFE ASSUR CO	DE	6/28/1909	6/30/1917	\$ 36,619,934,363	\$ 3,143,630,874	\$ 125,847,980	Disability, Excluding Managed Care; Life; Variable Contracts
89206	AUGUSTAR LIFE ASSUR CORP	OH	6/26/1979	6/12/1980	\$ 3,302,051,789	\$ 256,691,884	\$ 37,335,324	Disability, Excluding Managed Care; Life; Variable Contracts
67172	AUGUSTAR LIFE INS CO	OH	9/9/1909	5/11/1933	\$ 24,644,485,250	\$ 1,952,847,955	\$ 99,978,777	Disability, Excluding Managed Care; Life; Variable Contracts
61182	AURORA NATL LIFE ASSUR CO	CA	4/27/1961	6/23/1963	\$ 2,661,916,051	\$ 203,393,235	\$ 22,720,159	Disability, Excluding Managed Care; Life
61190	AUTO OWNERS LIFE INS CO	MI	9/28/1965	9/6/2005	\$ 4,633,970,638	\$ 585,393,751	\$ (15,991,690)	Disability, Excluding Managed Care; Life
61212	BALTIMORE LIFE INS CO	MD	03/27/1882	8/23/1991	\$ 1,281,525,585	\$ 77,310,216	\$ 1,044,263	Disability, Excluding Managed Care; Life
61239	BANKERS FIDELITY LIFE INS CO	GA	6/13/1955	5/2/1997	\$ 163,181,480	\$ 38,299,062	\$ 7,231,092	Disability, Excluding Managed Care; Life
61263	BANKERS LIFE & CAS CO	IL	04/06/1880	8/20/1952	\$ 21,140,315,345	\$ 1,033,220,898	\$ 97,181,569	Disability, Excluding Managed Care; Life
71013	BANKERS RESERVE LIFE INS CO OF WI	WI	1/5/1961	4/25/2006	\$ 896,800,042	\$ 417,053,067	\$ 145,541,998	Disability, Excluding Managed Care; Life
94250	BANNER LIFE INS CO	MD	9/21/1981	5/27/1982	\$ 10,385,805,949	\$ 637,007,874	\$ 84,491,811	Disability, Excluding Managed Care; Life; Variable Contracts
61395	BENEFICIAL LIFE INS CO	UT	5/10/1905	6/7/1905	\$ 1,808,356,383	\$ 207,034,181	\$ 5,254,888	Disability, Excluding Managed Care; Life
64890	BERKLEY LIFE & HLTH INS CO	IA	11/19/1962	12/8/1964	\$ 657,654,924	\$ 445,560,931	\$ 79,571,800	Disability, Excluding Managed Care; Life
62345	BERKSHIRE HATHAWAY LIFE INS CO NE	NE	5/14/1993	1/26/1999	\$ 24,129,022,046	\$ 10,507,569,576	\$ 349,076,663	Life
71714	BERKSHIRE LIFE INS CO OF AMER	MA	5/11/2001	8/25/1976	\$ 5,194,336,100	\$ 199,552,931	\$ 2,795,345	Disability, Excluding Managed Care; Life
90638	BEST LIFE & HLTH INS CO	TX	11/28/1962	7/20/1981	\$ 29,957,599	\$ 20,842,688	\$ 1,016,198	Disability, Excluding Managed Care; Life
62383	BESTOW LIFE INS CO	IA	5/10/1956	8/25/1978	\$ 91,181,009	\$ 7,304,141	\$ (2,929,637)	Disability, Excluding Managed Care; Life
60095	BLUE CROSS OF ID HLTH SERV INC	ID	1/1/1978	12/31/1977	\$ 1,063,492,278	\$ 657,648,579	\$ 39,523,295	Disability, Including Managed Care
61476	BOSTON MUT LIFE INS CO	MA	08/18/1891	10/2/1980	\$ 1,663,805,853	\$ 265,209,760	\$ 6,406,867	Disability, Excluding Managed Care; Life
87726	BRIGHTHOUSE LIFE INS CO	DE	07/17/1863	06/25/1893	\$ 189,265,213,629	\$ 4,622,743,916	\$ (1,967,172,578)	Disability, Excluding Managed Care; Life; Variable Contracts
76694	CANADA LIFE REINS CO	PA	3/26/1969	7/18/1978	\$ 51,854,794	\$ 34,544,278	\$ 1,845,866	Disability, Excluding Managed Care; Life
61581	CAPITOL LIFE INS CO	TX	7/1/1905	6/13/1913	\$ 795,715,816	\$ 60,245,248	\$ 2,775,123	Disability, Excluding Managed Care; Life; Variable Contracts
12567	CARE IMPROVEMENT PLUS S CENTRAL INS	NE	1/13/2006	11/16/2017	\$ 9,259,654,456	\$ 4,544,586,039	\$ 2,293,820,137	Disability, Excluding Managed Care
80799	CELTIC INS CO	IL	5/3/1949	7/10/1957	\$ 3,668,719,238	\$ 1,219,358,270	\$ 398,283,073	Disability, Excluding Managed Care; Life
61735	CENTRAL SECURITY LIFE INS CO	TX	2/19/1955	11/8/1983	\$ 75,327,410	\$ 6,438,547	\$ 67,885	Disability, Excluding Managed Care; Life
61751	CENTRAL STATES H & L CO OF OMAHA	NE	6/2/1932	4/1/1951	\$ 410,872,904	\$ 196,950,466	\$ 4,423,737	Disability, Excluding Managed Care; Life
80896	CENTRE LIFE INS CO	MA	10/7/1926	8/16/1977	\$ 1,300,645,005	\$ 69,891,820	\$ (9,674,733)	Disability, Excluding Managed Care; Life
61832	CHESAPEAKE LIFE INS CO	OK	4/20/1956	12/29/1967	\$ 273,792,093	\$ 87,840,565	\$ 16,323,636	Disability, Excluding Managed Care; Life

COCODE	COMPANY NAME	STATE OF DOMICILE	INCORPORATED DATE	IDAHO LICENSE DATE	TOTAL ASSETS	CAPITAL AND SURPLUS	NET INCOME	LINE(S) OF BUSINESS
61859	CHRISTIAN FIDELITY LIFE INS CO	TX	4/25/1935	8/1/1988	\$ 47,730,825	\$ 23,719,667	\$ 3,346,744	Disability, Excluding Managed Care; Life
61875	CHURCH LIFE INS CORP	NY	6/24/1922	2/8/2005	\$ 209,540,158	\$ 78,393,672	\$ 8,188,807	Disability, Excluding Managed Care; Life
71463	CICA LIFE INS CO OF AMER	CO	2/13/1968	8/1/1997	\$ 147,036,119	\$ 29,895,188	\$ (736,924)	Disability, Excluding Managed Care; Life
67369	CIGNA HLTH & LIFE INS CO	CT	5/2/1963	6/24/1975	\$ 16,394,697,824	\$ 7,121,072,850	\$ 3,339,483,417	Disability, Excluding Managed Care; Life; Variable Contracts
65269	CIGNA INS CO	OH	6/26/1957	6/14/1984	\$ 13,190,909	\$ 13,167,533	\$ 113,066	Disability, Excluding Managed Care; Life
61921	CITIZENS SECURITY LIFE INS CO	KY	1/28/1965	3/25/2022	\$ 45,558,807	\$ 28,386,928	\$ 10,935,004	Disability, Excluding Managed Care; Life
78301	CLEAR SPRING HLTH INS CO	AZ	9/24/1965	10/18/1994	\$ 565,589,511	\$ 44,570,334	\$ (30,358,449)	Disability, Excluding Managed Care; Life
83607	CLEAR SPRING LIFE & ANN CO	DE	8/29/1985	10/30/1990	\$ 15,504,845,386	\$ 1,161,534,791	\$ 205,746,327	Disability, Excluding Managed Care; Life
86371	CLOVER INS CO	NJ	10/25/1947	1/7/1981	\$ 361,567,679	\$ 166,410,274	\$ 38,542,662	Disability, Excluding Managed Care; Life
93432	CM LIFE INS CO	CT	4/25/1980	3/31/1982	\$ 7,544,622,345	\$ 1,905,142,821	\$ 55,919,562	Disability, Excluding Managed Care; Life; Variable Contracts
62626	CMFG LIFE INS CO	IA	5/20/1935	7/3/1956	\$ 28,399,854,947	\$ 2,952,771,383	\$ 142,026,460	Disability, Excluding Managed Care; Life; Variable Contracts
62049	COLONIAL LIFE & ACCIDENT INS CO	SC	4/18/1939	2/21/1963	\$ 3,807,197,561	\$ 481,908,115	\$ 262,594,448	Disability, Excluding Managed Care; Life
62065	COLONIAL PENN LIFE INS CO	PA	12/3/1957	10/19/1967	\$ 941,389,688	\$ 99,114,395	\$ (42,911,677)	Disability, Excluding Managed Care; Life; Variable Contracts
76023	COLUMBIAN LIFE INS CO	IL	3/18/1988	9/3/1999	\$ 328,096,458	\$ 9,572,441	\$ (8,102,417)	Disability, Excluding Managed Care; Life
62103	COLUMBIAN MUT LIFE INS CO	NY	11/01/1882	10/3/1990	\$ 1,422,756,553	\$ 29,198,934	\$ 4,130,023	Disability, Excluding Managed Care; Life
99937	COLUMBUS LIFE INS CO	OH	9/8/1986	9/12/1995	\$ 4,583,656,125	\$ 409,591,605	\$ 22,479,228	Disability, Excluding Managed Care; Life; Variable Contracts
62146	COMBINED INS CO OF AMER	IL	10/11/1949	3/1/1948	\$ 2,534,406,235	\$ 249,605,925	\$ 12,376,908	Disability, Excluding Managed Care; Life
81426	COMMERCIAL TRAVELERS LIFE INS CO	NY	03/20/1883	8/13/1981	\$ 8,508,978	\$ 7,814,183	\$ (1,931,743)	Disability, Excluding Managed Care; Life
84824	COMMONWEALTH ANN & LIFE INS CO	MA	12/30/2002	1/1/1975	\$ 77,374,758,706	\$ 4,313,971,952	\$ (305,605,028)	Disability, Excluding Managed Care; Life; Variable Contracts
77828	COMPANION LIFE INS COMPANY	SC	6/29/1970	9/16/1981	\$ 712,030,840	\$ 446,513,949	\$ 29,195,781	Disability, Excluding Managed Care; Life
60984	COMPBENEFITS INS CO	TX	5/13/1959	9/8/1986	\$ 164,325,046	\$ 50,597,492	\$ (13,750,385)	Life
62308	CONNECTICUT GEN LIFE INS CO	CT	06/22/1865	1/18/1946	\$ 21,502,837,901	\$ 7,852,627,023	\$ 1,737,027,397	Disability, Excluding Managed Care; Life; Variable Contracts
71730	CONTINENTAL AMER INS CO	NE	11/25/1968	12/4/2002	\$ 1,336,740,309	\$ 397,785,493	\$ (121,323,526)	Disability, Excluding Managed Care; Life
71404	CONTINENTAL GEN INS CO	TX	5/24/1961	7/25/1974	\$ 4,735,603,096	\$ 567,000,121	\$ 26,521,242	Disability, Excluding Managed Care; Life
68500	CONTINENTAL LIFE INS CO BRENTWOOD	TN	12/5/1983	10/26/1988	\$ 708,258,492	\$ 425,119,196	\$ 26,484,308	Disability, Excluding Managed Care; Life
68365	CORPORATE SOLUTIONS LIFE REINS CO	DE	5/20/1981	12/16/1981	\$ 21,662,093,685	\$ 1,429,515,986	\$ 1,612,659,250	Life
94218	COUNTRY INVESTORS LIFE ASSUR CO	IL	10/13/1981	2/4/1999	\$ 338,116,442	\$ 229,428,467	\$ 8,291,217	Disability, Excluding Managed Care; Life; Variable Contracts
62553	COUNTRY LIFE INS CO	IL	11/24/1928	11/8/1962	\$ 10,103,082,098	\$ 1,652,020,786	\$ 61,732,348	Disability, Excluding Managed Care; Life
81973	COVENTRY HLTH & LIFE INS CO	MO	4/24/1968	9/2/2011	\$ 1,067,828,798	\$ 717,532,989	\$ 47,823,756	Disability, Excluding Managed Care
82880	CSI LIFE INS CO	NE	11/21/1973	9/10/2004	\$ 24,084,063	\$ 19,027,399	\$ 930,357	Disability, Excluding Managed Care; Life
71129	DEARBORN LIFE INS CO	IL	8/23/1966	8/28/1975	\$ 1,224,578,895	\$ 467,193,972	\$ 60,945,620	Disability, Including Managed Care; Life
62634	DELAWARE AMER LIFE INS CO	DE	11/4/1964	1/23/1978	\$ 110,362,091	\$ 62,473,006	\$ 10,723,499	Disability, Excluding Managed Care; Life
79065	DELAWARE LIFE INS CO	DE	1/12/1970	4/17/1973	\$ 46,090,864,755	\$ 2,562,248,437	\$ 137,769,023	Disability, Excluding Managed Care; Life; Variable Contracts
67636	DENTAQUEST NATL INS CO INC	TX	1/10/1910	9/20/1971	\$ 177,565,728	\$ 90,570,740	\$ 18,289,974	Disability, Excluding Managed Care; Life
73474	DENTEGRA INS CO	DE	7/27/1966	12/17/1980	\$ 164,978,785	\$ 86,148,109	\$ 10,910,127	Disability, Excluding Managed Care; Life
81019	DESERET MUT INS CO	UT	12/31/1968	8/9/2004	\$ 24,073,802	\$ 6,543,977	\$ 1,987,537	Disability, Excluding Managed Care
97705	DIRECT GEN LIFE INS CO	SC	11/17/1982	6/22/1983	\$ 19,994,531	\$ 5,223,966	\$ (16,583,879)	Disability, Excluding Managed Care; Life
13183	EAGLE LIFE INS CO	IA	8/28/2008	1/31/2022	\$ 3,860,232,128	\$ 300,662,008	\$ (6,450,919)	Life; Variable Contracts
81701	EDUCATORS MUT INS ASSOC	UT	6/26/1935	10/24/2005	\$ 210,691,146	\$ 174,156,875	\$ 3,737,673	Disability, Excluding Managed Care

COCODE	COMPANY NAME	STATE OF DOMICILE	INCORPORATED DATE	IDAHO LICENSE DATE	TOTAL ASSETS	CAPITAL AND SURPLUS	NET INCOME	LINE(S) OF BUSINESS
84174	ELCO MUT LIFE & ANN	IL	3/15/1946	7/13/1982	\$ 1,036,749,540	\$ 82,955,017	\$ 7,266,483	Life
85561	ELIPS LIFE INS CO	MO	6/24/1975	12/30/1977	\$ 66,091,278	\$ 51,762,882	\$ (4,160,416)	Disability, Excluding Managed Care; Life
12747	ELIXIR INS CO	OH	2/8/2006	7/29/2008	\$ 546,826,421	\$ 56,926,439	\$ (12,533,628)	Disability, Excluding Managed Care
62928	EMC NATL LIFE CO	IA	8/1/1962	10/18/1974	\$ 771,476,887	\$ 104,995,634	\$ 25,238	Disability, Excluding Managed Care; Life
88595	EMPHESYS INS CO	TX	3/13/1978	10/29/1996	\$ 86,234,822	\$ 58,294,983	\$ 17,052,583	Disability, Excluding Managed Care; Life
68276	EMPLOYERS REASSUR CORP	KS	8/20/1986	7/13/1987	\$ 29,928,979,152	\$ 3,165,528,272	\$ (616,248,382)	Disability, Excluding Managed Care; Life
93629	EMPOWER ANN INS CO	CT	1/14/1981	12/16/1987	\$ 92,005,792,594	\$ 937,164,989	\$ 90,380,273	Disability, Excluding Managed Care; Life; Variable Contracts
68322	EMPOWER ANN INS CO OF AMER	CO	3/28/1907	10/6/1976	\$ 72,153,032,779	\$ 3,843,275,790	\$ 1,111,599,160	Disability, Excluding Managed Care; Life; Variable Contracts
71323	ENTRADA LIFE INS CO	AZ	5/4/1964	2/1/2006	\$ 8,914,891	\$ 8,207,857	\$ (334,935)	Disability, Excluding Managed Care; Life
62880	EQUITABLE FINANCIAL LIFE & ANN CO	CO	1/18/1984	11/26/1985	\$ 560,241,524	\$ 145,261,391	\$ 46,685,343	Disability, Excluding Managed Care; Life; Variable Contracts
62944	EQUITABLE FINANCIAL LIFE INS CO	NY	07/26/1859	05/15/1896	\$ 226,696,312,821	\$ 1,699,336,131	\$ (1,185,987,249)	Disability, Excluding Managed Care; Life; Variable Contracts
78077	EQUITABLE FINANCIAL LIFE INS CO OF A	AZ	3/6/1969	4/15/1976	\$ 32,491,079,858	\$ 4,408,491,225	\$ 724,305,867	Disability, Excluding Managed Care; Life; Variable Contracts
62510	EQUITRUST LIFE INS CO	AZ	6/3/1966	8/11/1971	\$ 27,192,992,565	\$ 2,418,373,001	\$ 227,188,798	Life; Variable Contracts
74209	EVERENCE INS CO	IN	2/4/1987	8/12/1988	\$ 21,588,577	\$ 15,262,224	\$ 602,032	Disability, Excluding Managed Care; Life
70866	EVERLAKE ASSUR CO	IL	6/28/1967	12/19/1967	\$ 120,735,440	\$ 49,644,844	\$ 3,409,544	Life; Variable Contracts
60186	EVERLAKE LIFE INS CO	IL	3/6/1957	10/23/1957	\$ 25,776,513,527	\$ 1,837,768,165	\$ 390,498,822	Disability, Excluding Managed Care; Life; Variable Contracts
97241	EVERLY LIFE INS CO	WI	5/25/1982	7/27/1983	\$ 448,080,826	\$ 65,865,368	\$ 12,463,255	Disability, Excluding Managed Care; Life
77968	FAMILY HERITAGE LIFE INS CO OF AMER	OH	8/22/1989	2/14/2000	\$ 1,893,377,625	\$ 159,936,857	\$ 43,887,175	Disability, Excluding Managed Care; Life
63053	FAMILY LIFE INS CO	TX	6/1/1949	7/9/1953	\$ 136,389,675	\$ 30,385,013	\$ 2,851,291	Disability, Excluding Managed Care; Life; Variable Contracts
74004	FAMILY SERV LIFE INS CO	TX	5/4/1955	7/7/1988	\$ 226,932,890	\$ 36,489,037	\$ 1,945,518	Life
63088	FARM BUREAU LIFE INS CO	IA	10/30/1944	7/3/1995	\$ 9,795,112,896	\$ 729,185,283	\$ 71,855,316	Disability, Excluding Managed Care; Life; Variable Contracts
63177	FARMERS NEW WORLD LIFE INS CO	WA	2/21/1910	12/3/1912	\$ 2,299,310,053	\$ 527,358,275	\$ 1,426,005,994	Disability, Excluding Managed Care; Life; Variable Contracts
63223	FEDERAL LIFE INS CO	IL	09/08/1899	12/20/1971	\$ 319,335,507	\$ 55,618,811	\$ 3,061,600	Disability, Excluding Managed Care; Life
63258	FEDERATED LIFE INS CO	MN	12/9/1958	8/5/1983	\$ 2,717,568,408	\$ 651,021,142	\$ 62,339,833	Disability, Excluding Managed Care; Life; Variable Contracts
63274	FIDELITY & GUAR LIFE INS CO	IA	12/16/1959	6/15/1960	\$ 56,365,632,169	\$ 2,009,473,406	\$ (556,013,988)	Disability, Excluding Managed Care; Life; Variable Contracts
93696	FIDELITY INVESTMENTS LIFE INS CO	UT	5/13/1981	3/1/1984	\$ 41,294,687,594	\$ 1,014,933,252	\$ 125,697,226	Disability, Excluding Managed Care; Life; Variable Contracts
63290	FIDELITY LIFE ASSN A LEGAL RESERVE L	IL	02/24/1896	3/18/1975	\$ 421,445,826	\$ 94,349,291	\$ 4,051,042	Disability, Excluding Managed Care; Life
71870	FIDELITY SECURITY LIFE INS CO	MO	1/17/1969	4/1/1977	\$ 989,148,471	\$ 347,963,538	\$ 26,898,695	Disability, Excluding Managed Care; Life; Variable Contracts
69140	FIRST ALLMERICA FIN LIFE INS CO	MA	03/16/1844	8/3/1948	\$ 15,651,384,012	\$ 135,372,304	\$ 16,851,093	Disability, Excluding Managed Care; Life; Variable Contracts
60113	FIRST CARE INC	MD	2/27/1996	3/1/2018	\$ 74,000,344	\$ 54,443,296	\$ 9,201,710	Disability, Excluding Managed Care; Life
90328	FIRST HLTH LIFE & HLTH INS CO	TX	12/29/1978	9/30/1980	\$ 202,795,505	\$ 33,788,987	\$ (1,250,841)	Disability, Excluding Managed Care; Life
67652	FIRST PENN PACIFIC LIFE INS CO	IN	6/19/1963	7/11/1980	\$ 1,049,541,104	\$ 102,909,336	\$ 10,434,288	Disability, Excluding Managed Care; Life; Variable Contracts

COCODE	COMPANY NAME	STATE OF DOMICILE	INCORPORATED DATE	IDAHO LICENSE DATE	TOTAL ASSETS	CAPITAL AND SURPLUS	NET INCOME	LINE(S) OF BUSINESS
91642	FORETHOUGHT LIFE INS CO	IN	2/14/1980	8/6/1982	\$ 57,338,427,615	\$ 2,850,897,439	\$ 90,676,233	Disability, Excluding Managed Care; Life; Variable Contracts
86630	FORTITUDE LIFE INS & ANN CO	AZ	5/21/1969	4/5/1977	\$ 32,594,620,649	\$ 750,402,270	\$ 760,175,213	Disability, Excluding Managed Care; Life; Variable Contracts
90247	FORTITUDE US REINS CO	AZ	5/21/1979	12/17/2001	\$ 10,257,939	\$ 9,834,207	\$ 413,336	Disability, Excluding Managed Care; Life
85286	FRESENIUS HLTH PLANS INS CO	IN	11/5/1974	9/2/1981	\$ 7,942,153	\$ 7,610,881	\$ (279,901)	Disability, Excluding Managed Care; Life
99775	FUNERAL DIRECTORS LIFE INS CO	TX	2/27/1981	2/19/1997	\$ 2,111,374,495	\$ 173,727,737	\$ 9,332,381	Disability, Excluding Managed Care; Life
15691	GAINBRIDGE LIFE INS CO	DE	1/30/2015	5/17/2018	\$ 177,442,663	\$ 60,041,161	\$ 1,993,720	Life; Variable Contracts
63657	GARDEN STATE LIFE INS CO	TX	6/22/1956	6/25/1965	\$ 65,906,302	\$ 23,413,713	\$ 2,757,265	Disability, Excluding Managed Care; Life
86258	GENERAL RE LIFE CORP	CT	6/1/1967	12/8/1987	\$ 5,327,655,114	\$ 1,331,288,735	\$ 346,358,109	Disability, Excluding Managed Care; Life
94072	GENWORTH INS CO	NC	9/14/1981	7/13/1982	\$ 11,550,387	\$ 10,378,444	\$ (1,211,148)	Disability, Excluding Managed Care; Life
65536	GENWORTH LIFE & ANN INS CO	VA	03/21/1871	9/8/1982	\$ 17,133,904,904	\$ 895,027,459	\$ 209,251,002	Disability, Excluding Managed Care; Life; Variable Contracts
70025	GENWORTH LIFE INS CO	DE	9/28/1956	11/15/1956	\$ 40,924,976,197	\$ 3,359,171,066	\$ 144,034,117	Disability, Excluding Managed Care; Life
70939	GERBER LIFE INS CO	NY	12/22/1967	4/18/1969	\$ 5,945,569,387	\$ 648,701,789	\$ 61,122,255	Disability, Excluding Managed Care; Life
91472	GLOBE LIFE & ACCIDENT INS CO	NE	11/29/1979	12/31/1980	\$ 5,551,711,186	\$ 407,346,753	\$ 103,270,006	Disability, Excluding Managed Care; Life
62286	GOLDEN RULE INS CO	IN	6/17/1959	7/16/1982	\$ 570,156,563	\$ 310,299,758	\$ 183,186,450	Disability, Excluding Managed Care; Life
63967	GOVERNMENT PERSONNEL MUT LIFE INS CO	TX	5/15/1934	10/29/2002	\$ 773,649,914	\$ 81,185,150	\$ (4,128,413)	Disability, Excluding Managed Care; Life
67059	GPM HLTH & LIFE INS CO	TX	2/5/1965	4/26/1966	\$ 133,271,390	\$ 24,087,874	\$ 1,064,953	Disability, Excluding Managed Care; Life
93521	GRANULAR INS CO	SC	8/11/1980	12/31/1981	\$ 454,384,902	\$ 254,608,588	\$ 19,062,139	Disability, Excluding Managed Care; Life
90212	GREAT SOUTHERN LIFE INS CO	TX	3/1/1909	12/31/1979	\$ 167,163,409	\$ 27,385,851	\$ 1,012,704	Disability, Excluding Managed Care; Life
71480	GREAT WESTERN INS CO	IA	3/1/1983	4/29/1987	\$ 1,013,295,393	\$ 50,910,759	\$ 1,469,520	Life
64211	GUARANTEE TRUST LIFE INS CO	IL	5/16/1936	8/1/1961	\$ 874,760,504	\$ 192,375,354	\$ 21,245,967	Disability, Excluding Managed Care; Life
64238	GUARANTY INCOME LIFE INS CO	IA	1/19/1926	1/31/2020	\$ 6,742,562,825	\$ 396,066,861	\$ 29,841,160	Disability, Excluding Managed Care; Life
78778	GUARDIAN INS & ANN CO INC	DE	3/2/1970	12/8/1987	\$ 11,793,122,708	\$ 483,550,604	\$ (27,573,576)	Life; Variable Contracts
64246	GUARDIAN LIFE INS CO OF AMER	NY	04/10/1860	5/20/1947	\$ 80,266,182,988	\$ 9,072,358,547	\$ 480,497,853	Disability, Excluding Managed Care; Life; Small Group Risk Assuming Carrier; Variable Contracts
70815	HARTFORD LIFE & ACCIDENT INS CO	CT	2/14/1967	5/2/1968	\$ 13,059,066,477	\$ 2,748,477,943	\$ 608,594,744	Disability, Excluding Managed Care; Life; Variable Contracts
92711	HCC LIFE INS CO	IN	12/3/1980	5/7/1982	\$ 1,670,694,519	\$ 793,766,462	\$ 193,778,486	Disability, Excluding Managed Care; Life
78611	HCSC INS SERV CO	IL	2/6/1958	6/20/1984	\$ 1,025,944,182	\$ 169,917,616	\$ (3,429,900)	Disability, Excluding Managed Care; Life
70670	HEALTH CARE SERV CORP A MUT LEGAL RE	IL	10/1/1936	9/29/2005	\$ 38,564,862,284	\$ 24,304,435,998	\$ 1,445,257,484	Disability, Excluding Managed Care
66141	HEALTH NET LIFE INS CO	CA	11/20/1986	7/25/1974	\$ 560,359,889	\$ 389,627,533	\$ 38,076,226	Disability, Excluding Managed Care; Life
12902	HEALTHSPRING LIFE & HLTH INS CO INC	TX	2/27/2007	6/1/2010	\$ 1,180,410,297	\$ 431,364,414	\$ (166,730,609)	Disability, Excluding Managed Care
64394	HERITAGE LIFE INS CO	AZ	7/26/1957	7/19/1965	\$ 8,282,234,521	\$ 885,602,104	\$ 5,262,935	Disability, Excluding Managed Care; Life
71768	HM HLTH INS CO	PA	12/8/1954	7/31/1967	\$ 41,383,593	\$ 24,046,887	\$ 677,653	Disability, Excluding Managed Care; Life
93440	HM LIFE INS CO	PA	5/11/1981	3/30/1982	\$ 848,217,622	\$ 492,697,021	\$ 12,246,854	Disability, Excluding Managed Care; Life
64505	HOMESTEADERS LIFE CO	IA	1/5/1906	11/24/1986	\$ 3,862,379,799	\$ 193,700,211	\$ (26,889,455)	Life; Variable Contracts
64513	HORACE MANN LIFE INS CO	IL	8/9/1949	5/9/1960	\$ 8,969,861,766	\$ 458,770,532	\$ 47,983,950	Disability, Excluding Managed Care; Life; Variable Contracts
60052	HUMANA BENEFIT PLAN OF IL INC	IL	6/20/1994	4/12/2012	\$ 1,317,761,693	\$ 679,851,957	\$ 92,645,095	Disability - Managed Care Only
73288	HUMANA INS CO	WI	12/18/1968	8/6/1984	\$ 11,451,119,382	\$ 5,265,940,426	\$ 46,399,864	Disability, Excluding Managed Care; Life; Small Group Risk Assuming Carrier
70580	HUMANADENTAL INS CO	WI	1/1/1908	4/1/1977	\$ 406,133,148	\$ 209,765,179	\$ 54,272,289	Disability, Excluding Managed Care; Life
91693	IA AMER LIFE INS CO	TX	5/30/1980	6/30/1981	\$ 316,018,297	\$ 159,809,142	\$ 4,296,225	Disability, Excluding Managed Care; Life
69272	IBEXIS LIFE & ANN INS CO	MO	5/12/1937	12/27/1938	\$ 684,455,505	\$ 88,314,537	\$ (38,983,205)	Disability, Excluding Managed Care; Life
97764	IDEALIFE INS CO	CT	6/1/1981	12/12/1986	\$ 23,005,209	\$ 19,208,644	\$ 342,363	Disability, Excluding Managed Care; Life
64580	ILLINOIS MUT LIFE INS CO	IL	7/9/1912	5/28/1991	\$ 1,566,750,858	\$ 296,979,518	\$ 6,003,400	Disability, Excluding Managed Care; Life

COCODE	COMPANY NAME	STATE OF DOMICILE	INCORPORATED DATE	IDAHO LICENSE DATE	TOTAL ASSETS	CAPITAL AND SURPLUS	NET INCOME	LINE(S) OF BUSINESS
64602	INDEPENDENCE LIFE & ANN CO	DE	10/11/1945	7/13/1956	\$ 3,278,775,945	\$ 210,607,718	\$ 4,344,786	Disability, Excluding Managed Care; Life; Variable Contracts
91785	INDEPENDENT LIFE INS CO	TX	6/24/1991	4/3/1997	\$ 958,917,811	\$ 98,699,845	\$ 8,533,425	Disability, Excluding Managed Care; Life
81779	INDIVIDUAL ASSUR CO LIFE HLTH & ACC	OK	10/18/1973	9/2/1981	\$ 17,938,905	\$ 9,059,415	\$ (135,235)	Disability, Excluding Managed Care; Life
14406	INDUSTRIAL ALLIANCE INS & FIN SERV I	TX	4/29/1967	3/11/2013	\$ 332,508,686	\$ 19,819,264	\$ (9,102,685)	Life
74780	INTEGRITY LIFE INS CO	OH	5/3/1966	7/23/1982	\$ 9,057,180,212	\$ 1,327,494,183	\$ 36,364,262	Disability, Excluding Managed Care; Life; Variable Contracts
64904	INVESTORS HERITAGE LIFE INS CO	KY	8/31/1960	10/29/2019	\$ 2,480,956,139	\$ 184,478,731	\$ (13,620,038)	Disability, Excluding Managed Care; Life
63487	INVESTORS LIFE INS CO N AMER	TX	6/18/1963	9/24/1968	\$ 453,978,909	\$ 34,120,640	\$ 9,887,521	Disability, Excluding Managed Care; Life; Variable Contracts
65056	JACKSON NATL LIFE INS CO	MI	6/19/1961	6/12/1981	\$ 269,577,110,900	\$ 4,652,621,647	\$ 1,818,174,329	Disability, Excluding Managed Care; Life; Variable Contracts
64017	JEFFERSON NATL LIFE INS CO	TX	2/8/1937	9/20/1966	\$ 10,934,473,143	\$ 141,867,890	\$ 36,604,960	Disability, Excluding Managed Care; Life; Variable Contracts
65080	JOHN ALDEN LIFE INS CO	AZ	5/17/1973	8/6/1973	\$ 257,867,020	\$ 63,130,982	\$ 40,899,592	Disability, Excluding Managed Care; Life
93610	JOHN HANCOCK LIFE & HLTH INS CO	MA	5/27/1981	7/13/1982	\$ 18,101,848,440	\$ 1,535,977,869	\$ 125,713,981	Disability, Excluding Managed Care; Life; Variable Contracts
65838	JOHN HANCOCK LIFE INS CO USA	MI	8/20/1955	6/20/1956	\$ 253,098,853,765	\$ 11,415,273,220	\$ 1,072,644,338	Disability, Excluding Managed Care; Life; Variable Contracts
65129	KANSAS CITY LIFE INS CO	MO	05/01/1895	6/24/1913	\$ 3,250,491,032	\$ 277,624,840	\$ 494,777	Disability, Excluding Managed Care; Life; Variable Contracts
65242	LAFAYETTE LIFE INS CO	OH	12/26/1905	9/25/1973	\$ 7,026,894,551	\$ 455,253,537	\$ 14,290,195	Disability, Excluding Managed Care; Life
68543	LIBERTY BANKERS LIFE INS CO	OK	11/14/1957	7/23/1987	\$ 2,683,229,471	\$ 334,037,073	\$ 22,951,925	Disability, Excluding Managed Care; Life
65331	LIBERTY NATL LIFE INS CO	NE	7/1/1929	1/15/1980	\$ 9,298,499,564	\$ 683,824,242	\$ 243,954,995	Disability, Excluding Managed Care; Life; Variable Contracts
65498	LIFE INS CO OF N AMER	PA	9/21/1956	7/10/1957	\$ 9,394,380,027	\$ 1,859,659,664	\$ 206,994,740	Disability, Excluding Managed Care; Life
65528	LIFE INS CO OF THE SOUTHWEST	TX	3/7/1955	4/27/1982	\$ 32,742,547,599	\$ 2,308,776,944	\$ 626,626,776	Disability, Excluding Managed Care; Life; Variable Contracts
97691	LIFE OF THE SOUTH INS CO	GA	9/22/1981	9/14/2006	\$ 161,447,373	\$ 45,524,732	\$ 7,301,898	Disability, Excluding Managed Care; Life
91898	LIFECARE ASSUR CO	AZ	1/30/1980	5/9/2016	\$ 81,671,632	\$ 23,134,750	\$ (1,435,060)	Disability, Excluding Managed Care; Life
97985	LIFEMAP ASSUR CO	OR	9/22/1964	12/17/1987	\$ 101,022,522	\$ 64,437,936	\$ 3,500,441	Disability, Excluding Managed Care; Life
77720	LIFESECURE INS CO	MI	6/11/1954	3/1/1983	\$ 695,034,053	\$ 61,839,363	\$ 2,650,916	Disability, Excluding Managed Care; Life
99724	LIFESHIELD NATL INS CO	OK	4/28/1982	3/3/1986	\$ 68,576,149	\$ 18,387,606	\$ (4,776,706)	Disability, Excluding Managed Care; Life
94188	LIFEWISE ASSUR CO	WA	9/11/1981	5/9/1991	\$ 188,750,925	\$ 96,583,983	\$ 19,991,621	Disability, Excluding Managed Care; Life
65595	LINCOLN BENEFIT LIFE CO	NE	10/18/1938	4/1/1973	\$ 11,725,167,817	\$ 287,666,457	\$ 2,991,018	Disability, Excluding Managed Care; Life; Variable Contracts
65927	LINCOLN HERITAGE LIFE INS CO	IL	8/15/1963	5/19/1975	\$ 1,247,863,718	\$ 115,560,241	\$ 35,493,733	Disability, Excluding Managed Care; Life
62057	LINCOLN LIFE & ANN CO OF NY	NY	10/27/1897	11/3/1977	\$ 16,320,906,379	\$ 1,032,609,336	\$ 165,300,334	Disability, Excluding Managed Care; Life
65676	LINCOLN NATL LIFE INS CO	IN	6/12/1905	9/1/1937	\$ 277,076,645,697	\$ 7,829,515,414	\$ (2,750,991,691)	Disability, Excluding Managed Care; Life; Small Group Risk Assuming Carrier; Variable Contracts
60232	LOMBARD INTL LIFE ASSUR CO	PA	1/29/1960	4/30/1996	\$ 9,782,994,876	\$ 24,805,838	\$ 826,061	Disability, Excluding Managed Care; Life; Variable Contracts
65722	LOYAL AMER LIFE INS CO	OH	5/18/1955	7/3/1972	\$ 438,276,441	\$ 147,919,619	\$ 25,139,586	Disability, Excluding Managed Care; Life
73504	LUMICO LIFE INS CO	MO	11/2/1965	12/27/1971	\$ 136,145,666	\$ 78,223,431	\$ (2,229,822)	Disability, Excluding Managed Care; Life
65781	MADISON NATL LIFE INS CO INC	WI	10/17/1961	12/23/1987	\$ 228,578,946	\$ 90,016,407	\$ 10,932,820	Disability, Excluding Managed Care; Life
65870	MANHATTAN LIFE INS CO	NY	05/29/1850	8/24/1959	\$ 543,814,516	\$ 78,977,220	\$ 8,887,984	Disability, Excluding Managed Care; Life
67083	MANHATTAN NATL LIFE INS CO	OH	12/20/1956	8/21/1963	\$ 132,078,054	\$ 16,809,990	\$ 953,265	Disability, Excluding Managed Care; Life
61883	MANHATTANLIFE INS & ANN CO	TX	10/22/1962	9/7/1966	\$ 920,961,546	\$ 258,507,692	\$ 8,023,903	Disability, Excluding Managed Care; Life

COCODE	COMPANY NAME	STATE OF DOMICILE	INCORPORATED DATE	IDAHO LICENSE DATE	TOTAL ASSETS	CAPITAL AND SURPLUS	NET INCOME	LINE(S) OF BUSINESS
65935	MASSACHUSETTS MUT LIFE INS CO	MA	05/15/1851	9/15/1949	\$ 324,866,096,978	\$ 28,876,660,992	\$ 464,486,867	Disability, Excluding Managed Care; Life; Variable Contracts
63312	MASSMUTUAL ASCEND LIFE INS CO	OH	12/29/1961	3/31/1982	\$ 46,988,763,810	\$ 3,050,950,603	\$ 148,594,495	Disability, Excluding Managed Care; Life; Variable Contracts
14063	MCNA INS CO	TX	5/4/2011	2/24/2016	\$ 316,389,878	\$ 140,490,616	\$ 4,048,750	Disability, Including Managed Care
69515	MEDAMERICA INS CO	PA	4/5/1966	8/19/1987	\$ 1,204,546,320	\$ 32,704,427	\$ (11,426,458)	Disability, Excluding Managed Care; Life
63762	MEDCO CONTAINMENT LIFE INS CO	PA	8/30/1954	9/29/1981	\$ 641,040,597	\$ 302,240,044	\$ 75,450	Disability, Excluding Managed Care; Life
79987	MEDICO CORP LIFE INS CO	IA	3/16/1960	7/19/2006	\$ 75,444,553	\$ 28,516,340	\$ 297,405	Disability, Excluding Managed Care; Life
31119	MEDICO INS CO	IA	4/26/1930	9/5/1962	\$ 92,101,716	\$ 33,168,960	\$ 1,217,522	Disability, Excluding Managed Care; Life
65641	MEDICO LIFE & HLTH INS CO	IA	9/13/1935	9/3/1949	\$ 15,443,362	\$ 11,756,825	\$ 354,786	Disability, Excluding Managed Care; Life
94587	MEMBERS HLTH INS CO	AZ	5/20/1982	4/18/1983	\$ 41,249,823	\$ 20,569,937	\$ (16,854,698)	Disability, Excluding Managed Care; Life
86126	MEMBERS LIFE INS CO	IA	2/27/1976	9/22/1978	\$ 387,391,306	\$ 55,370,218	\$ 2,080,183	Disability, Excluding Managed Care; Life; Variable Contracts
18750	MERIT HLTH INS CO	AZ	11/23/1992	3/24/2015	\$ 36,583,364	\$ 35,763,246	\$ (4,428,805)	Disability, Excluding Managed Care
65951	MERIT LIFE INS CO	OK	9/11/1957	12/8/1975	\$ 39,390,798	\$ 13,372,099	\$ (9,773,255)	Disability, Excluding Managed Care; Life
65978	METROPOLITAN LIFE INS CO	NY	03/24/1868	3/2/1915	\$ 344,217,124,944	\$ 11,592,908,150	\$ 4,091,511,712	Disability, Excluding Managed Care; Life; Variable Contracts
97136	METROPOLITAN TOWER LIFE INS CO	NE	3/4/1982	10/5/1983	\$ 54,447,978,450	\$ 2,461,309,615	\$ 373,313,152	Disability, Excluding Managed Care; Life; Variable Contracts
66087	MID WEST NATL LIFE INS CO OF TN	TX	3/1/1965	7/5/1985	\$ 24,096,514	\$ 13,845,017	\$ 2,165,858	Disability, Excluding Managed Care; Life
66044	MIDLAND NATL LIFE INS CO	IA	8/30/1906	4/2/1926	\$ 78,231,378,894	\$ 4,898,593,324	\$ 601,587,458	Disability, Excluding Managed Care; Life; Variable Contracts
66109	MIDWESTERN UNITED LIFE INS CO	IN	5/14/1948	6/22/1962	\$ 247,817,997	\$ 164,745,386	\$ 5,874,259	Disability, Excluding Managed Care; Life
66168	MINNESOTA LIFE INS CO	MN	08/06/1880	10/7/1947	\$ 62,244,453,654	\$ 3,275,960,022	\$ (98,627,232)	Disability, Excluding Managed Care; Life; Variable Contracts
70416	MML BAY STATE LIFE INS CO	CT	4/1/1935	7/20/1981	\$ 5,109,592,566	\$ 232,723,900	\$ 7,866,568	Disability, Excluding Managed Care; Life; Variable Contracts
81442	MONITOR LIFE INS CO OF NY	NY	10/15/1971	8/3/2021	\$ 18,446,372	\$ 17,559,333	\$ 214,160	Disability, Excluding Managed Care; Life
66370	MONY LIFE INS CO	NY	04/12/1842	07/25/1893	\$ 6,180,357,103	\$ 355,160,366	\$ 32,379,396	Disability, Excluding Managed Care; Life; Variable Contracts
66346	MUNICH AMER REASSUR CO	GA	10/29/1959	6/4/1981	\$ 10,336,350,332	\$ 712,976,737	\$ (193,070,750)	Disability, Excluding Managed Care; Life
69604	MUNICH RE US LIFE CORP	GA	1/25/1984	3/22/1991	\$ 9,415,907	\$ 8,488,155	\$ 534,959	Disability, Excluding Managed Care; Life; Variable Contracts
88668	MUTUAL OF AMER LIFE INS CO	NY	1/3/1945	11/30/1982	\$ 24,074,666,456	\$ 522,796,945	\$ (236,048,645)	Disability, Excluding Managed Care; Life; Variable Contracts
71412	MUTUAL OF OMAHA INS CO	NE	3/5/1909	4/1/1920	\$ 10,978,762,986	\$ 3,984,040,334	\$ (34,211,470)	Disability, Excluding Managed Care; Life
93734	NASSAU LIFE & ANN CO	CT	11/2/1981	8/6/1982	\$ 3,943,934,253	\$ 175,819,390	\$ (1,350,963)	Disability, Excluding Managed Care; Life; Variable Contracts
67814	NASSAU LIFE INS CO	NY	05/01/1851	4/22/1927	\$ 14,250,698,237	\$ 318,426,942	\$ 32,956,613	Disability, Excluding Managed Care; Life; Variable Contracts
68284	NASSAU LIFE INS CO OF KS	KS	5/26/1913	11/5/1959	\$ 66,078,058	\$ 9,466,392	\$ (4,524,656)	Disability, Excluding Managed Care; Life
61409	NATIONAL BENEFIT LIFE INS CO	NY	6/18/1962	5/31/1968	\$ 750,343,897	\$ 159,028,283	\$ 39,669,322	Disability, Excluding Managed Care; Life
66540	NATIONAL FARMERS UNION LIFE INS CO	TX	12/7/1937	7/1/1950	\$ 146,817,213	\$ 30,332,752	\$ 2,876,556	Disability, Excluding Managed Care; Life
66583	NATIONAL GUARDIAN LIFE INS CO	WI	9/28/1909	11/3/1965	\$ 4,930,642,514	\$ 493,649,053	\$ 14,170,556	Disability, Excluding Managed Care; Life
82538	NATIONAL HLTH INS CO	TX	8/30/1965	6/29/1981	\$ 204,112,904	\$ 93,198,908	\$ 5,571,101	Disability, Excluding Managed Care; Life
66680	NATIONAL LIFE INS CO	VT	11/13/1848	5/31/1946	\$ 11,789,899,842	\$ 3,058,677,980	\$ 66,378,023	Disability, Excluding Managed Care; Life; Variable Contracts
66788	NATIONAL SECURITY INS CO	AL	2/5/1947	11/2/2023	\$ 130,436,287	\$ 7,461,314	\$ (4,338,454)	Life

COCODE	COMPANY NAME	STATE OF DOMICILE	INCORPORATED DATE	IDAHO LICENSE DATE	TOTAL ASSETS	CAPITAL AND SURPLUS	NET INCOME	LINE(S) OF BUSINESS
87963	NATIONAL TEACHERS ASSOC LIFE INS CO	TX	7/14/1938	6/8/1999	\$ 693,409,041	\$ 58,397,290	\$ 27,729,724	Disability, Excluding Managed Care; Life
66850	NATIONAL WESTERN LIFE INS CO	CO	7/16/1956	10/16/1959	\$ 9,803,486,050	\$ 1,665,022,774	\$ 70,505,523	Disability, Excluding Managed Care; Life
92657	NATIONWIDE LIFE & ANN INS CO	OH	2/9/1981	3/12/1998	\$ 56,192,954,170	\$ 3,231,806,895	\$ (501,439,335)	Disability, Excluding Managed Care; Life; Variable Contracts
66869	NATIONWIDE LIFE INS CO	OH	3/21/1929	12/9/1955	\$ 177,190,258,691	\$ 11,233,190,387	\$ 1,351,626,061	Disability, Excluding Managed Care; Life; Variable Contracts
98205	NATL FOUNDATION LIFE INS CO	TX	8/2/1983	12/30/1983	\$ 99,520,614	\$ 61,845,743	\$ 47,050,551	Disability, Excluding Managed Care; Life
91626	NEW ENGLAND LIFE INS CO	MA	9/12/1980	9/25/1981	\$ 8,069,864,085	\$ 140,601,239	\$ 40,614,257	Disability, Excluding Managed Care; Life; Variable Contracts
91596	NEW YORK LIFE INS & ANN CORP	DE	11/3/1980	7/21/1981	\$ 194,314,637,950	\$ 8,929,135,758	\$ 405,371,356	Disability, Excluding Managed Care; Life; Variable Contracts
66915	NEW YORK LIFE INS CO	NY	05/21/1841	05/01/1896	\$ 231,901,616,769	\$ 25,294,076,431	\$ 70,012,823	Disability, Excluding Managed Care; Life; Variable Contracts
81264	NIPPON LIFE INS CO OF AMER	IA	8/23/1972	6/4/1981	\$ 241,159,608	\$ 140,894,587	\$ 12,922,794	Disability, Excluding Managed Care; Life
66974	NORTH AMER CO LIFE & HLTH INS	IA	05/13/1886	7/9/1908	\$ 39,625,115,715	\$ 2,040,934,575	\$ 191,472,157	Disability, Excluding Managed Care; Life
69000	NORTHWESTERN LONG TERM CARE INS CO	WI	9/18/1953	9/20/1965	\$ 365,073,423	\$ 258,338,020	\$ 9,784,578	Disability, Excluding Managed Care; Life
67091	NORTHWESTERN MUT LIFE INS CO	WI	03/02/1857	05/01/1896	\$ 358,828,605,531	\$ 30,310,236,812	\$ 747,757,271	Disability, Excluding Managed Care; Life; Variable Contracts
81353	NYLIFE INS CO OF AZ	AZ	7/23/1987	3/15/1991	\$ 388,956,869	\$ 308,303,890	\$ (47,286,549)	Disability, Excluding Managed Care; Life; Variable Contracts
67148	OCCIDENTAL LIFE INS CO OF NC	TX	6/13/1906	7/27/1948	\$ 317,485,373	\$ 45,957,769	\$ 5,611,108	Disability, Excluding Managed Care; Life
68446	OCEANVIEW LIFE & ANNUITY CO	AL	1/8/1965	5/16/1968	\$ 8,385,634,363	\$ 621,755,956	\$ 72,724,339	Disability, Excluding Managed Care; Life
67180	OHIO STATE LIFE INS CO	TX	2/26/1906	5/7/1982	\$ 374,985,920	\$ 49,236,554	\$ 643,089	Disability, Excluding Managed Care; Life
67199	OLD AMER INS CO	MO	12/11/1939	7/31/1969	\$ 327,698,344	\$ 26,951,258	\$ 6,428,158	Disability, Excluding Managed Care; Life
67261	OLD REPUBLIC LIFE INS CO	IL	4/17/1923	1/8/1948	\$ 95,662,348	\$ 49,911,505	\$ 2,782,134	Disability, Excluding Managed Care; Life
76007	OLD UNITED LIFE INS CO	AZ	11/15/1963	8/25/1995	\$ 138,759,670	\$ 96,972,803	\$ 5,389,131	Disability, Excluding Managed Care; Life
88080	OMAHA HLTH INS CO	NE	2/21/1978	9/19/1979	\$ 149,619,281	\$ 61,660,011	\$ (12,667,128)	Disability, Excluding Managed Care; Life
13100	OMAHA INS CO	NE	11/7/2006	8/24/2018	\$ 97,122,263	\$ 47,405,804	\$ (1,014,692)	Disability, Excluding Managed Care
69647	OPTUM INS OF OH INC	OH	10/19/1948	10/16/1991	\$ 352,283,759	\$ 48,940,880	\$ 36,056,405	Disability, Excluding Managed Care; Life
76112	OXFORD LIFE INS CO	AZ	7/27/1965	12/20/1985	\$ 3,082,904,255	\$ 243,254,107	\$ 4,561,456	Disability, Excluding Managed Care; Life
64343	PACIFIC GUARDIAN LIFE INS CO LTD	HI	8/3/1961	4/1/1973	\$ 1,318,791,849	\$ 82,705,328	\$ 539,276	Disability, Excluding Managed Care; Life
97268	PACIFIC LIFE & ANN CO	AZ	9/20/1982	9/30/1990	\$ 10,493,688,800	\$ 544,582,643	\$ 44,624,547	Disability, Excluding Managed Care; Life; Variable Contracts
67466	PACIFIC LIFE INS CO	NE	01/02/1868	8/3/1936	\$ 193,235,443,410	\$ 11,792,068,994	\$ (1,185,848,591)	Disability, Excluding Managed Care; Life; Variable Contracts
70785	PACIFICARE LIFE & HLTH INS CO	IN	3/1/1967	12/9/1991	\$ 200,575,522	\$ 198,706,517	\$ 2,723,289	Disability, Excluding Managed Care; Life
93459	PAN AMER ASSUR CO	LA	5/19/1981	10/17/2002	\$ 22,993,377	\$ 20,749,405	\$ 222,552	Life; Variable Contracts
67539	PAN AMER LIFE INS CO	LA	3/28/1911	10/1/1996	\$ 3,560,009,570	\$ 438,381,329	\$ 10,172,241	Disability, Excluding Managed Care; Life
60003	PARK AVENUE LIFE INS CO	DE	11/19/1964	1/10/1991	\$ 177,263,948	\$ 47,312,874	\$ 8,934,427	Disability, Excluding Managed Care; Life
71099	PARKER CENTENNIAL ASSUR CO	WI	1/8/1973	9/9/1975	\$ 105,284,799	\$ 49,274,037	\$ 2,506,441	Disability, Excluding Managed Care; Life
74900	PARTNERRE LIFE REINS CO OF AMER	AR	7/8/1964	10/4/1976	\$ 480,642,940	\$ 90,271,810	\$ 2,311,146	Disability, Excluding Managed Care; Life
67598	PAUL REVERE LIFE INS CO	MA	6/10/1930	9/4/1930	\$ 616,053,746	\$ 215,976,926	\$ 36,006,076	Disability, Excluding Managed Care; Life
93262	PENN INS & ANN CO	DE	7/3/1980	10/15/1981	\$ 12,310,827,850	\$ 859,751,529	\$ (26,019,915)	Disability, Excluding Managed Care; Life; Variable Contracts
67644	PENN MUT LIFE INS CO	PA	02/24/1847	4/8/1902	\$ 30,729,463,129	\$ 2,864,542,227	\$ 154,175,855	Disability, Excluding Managed Care; Life; Variable Contracts
67784	PHILADELPHIA AMER LIFE INS CO	TX	1/6/1978	3/1/1978	\$ 452,319,889	\$ 109,067,021	\$ 16,757,669	Disability, Excluding Managed Care; Life

COCODE	COMPANY NAME	STATE OF DOMICILE	INCORPORATED DATE	IDAHO LICENSE DATE	TOTAL ASSETS	CAPITAL AND SURPLUS	NET INCOME	LINE(S) OF BUSINESS
93548	PHL VARIABLE INS CO	CT	7/15/1981	6/7/1983	\$ 3,898,099,284	\$ (134,787,468)	\$ (162,270,108)	Disability, Excluding Managed Care; Life; Variable Contracts
72125	PHYSICIANS LIFE INS CO	NE	1/15/1970	11/30/1970	\$ 1,738,836,113	\$ 189,122,389	\$ 17,655,732	Disability, Excluding Managed Care; Life
67873	PIONEER AMER INS CO	TX	4/23/1946	12/18/1958	\$ 137,790,039	\$ 39,720,210	\$ (1,448,940)	Disability, Excluding Managed Care; Life
67911	PIONEER MUT LIFE INS CO	ND	1/1/2002	1/20/1948	\$ 84,710,056	\$ 56,537,136	\$ 2,358,721	Disability, Excluding Managed Care; Life
67946	PIONEER SECURITY LIFE INS CO	TX	1/12/1955	4/14/1982	\$ 211,267,732	\$ 152,218,095	\$ (526,508)	Disability, Excluding Managed Care; Life
97152	PLATEAU INS CO	TN	7/15/1983	9/29/2017	\$ 31,979,910	\$ 21,164,829	\$ 1,131,838	Disability, Excluding Managed Care; Life
65919	PRIMERICA LIFE INS CO	TN	9/19/1927	2/12/1952	\$ 2,314,034,773	\$ 781,221,512	\$ 290,347,553	Disability, Excluding Managed Care; Life
61271	PRINCIPAL LIFE INS CO	IA	06/24/1879	8/13/1901	\$ 227,332,613,522	\$ 4,753,386,777	\$ 1,497,814,637	Disability, Excluding Managed Care; Life; Variable Contracts
71161	PRINCIPAL NATL LIFE INS CO	IA	11/6/1967	10/2/1972	\$ 1,084,049,444	\$ 81,016,732	\$ (4,131,933)	Disability, Excluding Managed Care; Life; Variable Contracts
68047	PROFESSIONAL INS CO	TX	11/12/1936	8/31/1995	\$ 72,544,534	\$ 24,005,814	\$ 4,108,041	Disability, Excluding Managed Care; Life
68136	PROTECTIVE LIFE INS CO	TN	7/24/1907	1/27/1971	\$ 82,597,474,334	\$ 5,316,665,467	\$ 149,026,180	Disability, Excluding Managed Care; Life; Variable Contracts
67903	PROVIDENT AMER LIFE & HLTH INS CO	OH	4/6/1949	8/19/1987	\$ 18,576,182	\$ 17,718,692	\$ 823,213	Disability, Excluding Managed Care; Life
68195	PROVIDENT LIFE & ACCIDENT INS CO	TN	05/24/1887	1/1/1928	\$ 5,952,114,935	\$ 661,303,815	\$ 167,502,695	Disability, Excluding Managed Care; Life
68209	PROVIDENT LIFE & CAS INS CO	TN	10/17/1951	11/26/1985	\$ 875,917,484	\$ 176,394,056	\$ 23,540,507	Disability, Excluding Managed Care; Life
79227	PRUCO LIFE INS CO	AZ	12/23/1971	5/17/1976	\$ 167,303,435,192	\$ 5,160,579,278	\$ 3,643,065,128	Disability, Excluding Managed Care; Life; Variable Contracts
68241	PRUDENTIAL INS CO OF AMER	NJ	04/03/1873	1/1/1902	\$ 299,674,182,384	\$ 16,085,373,647	\$ 2,077,629,529	Disability, Excluding Managed Care; Life; Variable Contracts
71390	PURITAN LIFE INS CO OF AMER	AZ	6/2/1958	9/15/1980	\$ 391,818,903	\$ 57,530,235	\$ 2,131,013	Disability, Excluding Managed Care; Life
60131	REGENCE BLUESHIELD OF ID INC	ID	2/23/1946	2/23/1946	\$ 546,193,297	\$ 334,545,032	\$ 25,209,685	Disability, Including Managed Care
68357	RELIABLE LIFE INS CO	MO	12/29/1911	12/4/1970	\$ 50,218,030	\$ 16,276,458	\$ (2,386,577)	Disability, Excluding Managed Care; Life
68381	RELIANCE STANDARD LIFE INS CO	IL	4/2/1907	7/20/1966	\$ 23,245,454,583	\$ 2,490,125,428	\$ 565,414,059	Disability, Excluding Managed Care; Life
67105	RELIASTAR LIFE INS CO	MN	09/15/1885	4/30/1901	\$ 13,124,011,859	\$ 1,446,526,519	\$ 402,552,869	Disability, Excluding Managed Care; Life; Variable Contracts
61360	RELIASTAR LIFE INS CO OF NY	NY	6/11/1917	5/6/1949	\$ 2,053,489,957	\$ 456,064,846	\$ 97,618,135	Disability, Excluding Managed Care; Life; Variable Contracts
61700	RENAISSANCE LIFE & HLTH INS CO OF AM	IN	4/29/1953	8/25/1953	\$ 97,266,265	\$ 54,792,070	\$ (651,867)	Disability, Excluding Managed Care; Life
68462	RESERVE NATL INS CO	IL	9/19/1956	9/25/1978	\$ 151,630,677	\$ 55,825,105	\$ 11,833,754	Disability, Excluding Managed Care; Life
61506	RESOURCE LIFE INS CO	IL	10/14/1963	1/14/1971	\$ 6,150,610	\$ 6,069,288	\$ 50,846	Disability, Excluding Managed Care; Life
93777	REVOL ONE INS CO	MI	12/18/1980	8/16/1991	\$ 919,866,792	\$ 80,601,976	\$ (4,073,046)	Disability, Excluding Managed Care; Life
89004	RGA LIFE & ANN INS CO	MO	10/30/1998	8/7/2023	\$ 7,689,016,297	\$ 3,206,166,624	\$ 146,316,992	Disability, Excluding Managed Care; Life; Variable Contracts
93572	RGA REINS CO	MO	8/3/1981	8/11/1982	\$ 51,877,563,252	\$ 2,436,707,029	\$ 531,676,206	Disability, Excluding Managed Care; Life
65005	RIVERSOURCE LIFE INS CO	MN	8/7/1957	11/19/1959	\$ 105,117,440,848	\$ 3,057,126,113	\$ 1,331,324,200	Disability, Excluding Managed Care; Life; Variable Contracts
60183	S USA LIFE INS CO INC	AZ	3/8/1995	3/20/1997	\$ 7,431,790,023	\$ 400,916,829	\$ (160,034,995)	Disability, Excluding Managed Care; Life
60445	SAGICOR LIFE INS CO	TX	4/5/1954	8/31/1977	\$ 4,760,215,597	\$ 147,377,003	\$ (39,425,888)	Disability, Excluding Managed Care; Life
64688	SCOR GLOBAL LIFE AMER REINS CO	DE	3/18/1945	8/16/1962	\$ 838,893,244	\$ 132,832,951	\$ (71,395,839)	Disability, Excluding Managed Care; Life
87017	SCOR GLOBAL LIFE RE INS CO OF DE	DE	4/7/1977	8/30/1985	\$ 343,194,536	\$ 103,709,054	\$ 4,994,712	Disability, Excluding Managed Care; Life
97071	SCOR GLOBAL LIFE USA REINS CO	DE	7/13/1982	6/27/1983	\$ 967,657,355	\$ 209,973,216	\$ 29,969,762	Disability, Excluding Managed Care; Life
93742	SECURIAN LIFE INS CO	MN	12/11/1981	10/20/1982	\$ 2,935,358,970	\$ 513,455,747	\$ (13,502,721)	Disability, Excluding Managed Care; Life
68675	SECURITY BENEFIT LIFE INS CO	KS	02/22/1892	1/2/1950	\$ 53,590,941,397	\$ 5,929,423,215	\$ 1,156,403,025	Disability, Excluding Managed Care; Life; Variable Contracts

COCODE	COMPANY NAME	STATE OF DOMICILE	INCORPORATED DATE	IDAHO LICENSE DATE	TOTAL ASSETS	CAPITAL AND SURPLUS	NET INCOME	LINE(S) OF BUSINESS
68713	SECURITY LIFE OF DENVER INS CO	CO	8/13/1929	2/11/1960	\$ 34,652,011,476	\$ 1,477,086,654	\$ (488,232,093)	Disability, Excluding Managed Care; Life; Variable Contracts
68772	SECURITY MUT LIFE INS CO OF NY	NY	11/06/1886	10/19/1983	\$ 3,148,614,629	\$ 182,136,423	\$ 1,290,816	Disability, Excluding Managed Care; Life
69485	SECURITY NATL LIFE INS CO	UT	1/31/1967	12/4/1970	\$ 775,059,523	\$ 76,330,794	\$ 7,357,798	Disability, Excluding Managed Care; Life
63245	SELECTHEALTH BENEFIT ASSUR CO INC	UT	5/8/1992	5/23/2014	\$ 67,467,909	\$ 34,341,831	\$ 4,267,106	Disability, Excluding Managed Care
78662	SENIOR LIFE INS CO	GA	12/22/1970	1/9/2007	\$ 104,734,400	\$ 11,313,390	\$ (109,103)	Life
68802	SENTINEL SECURITY LIFE INS CO	UT	5/12/1948	5/31/1960	\$ 1,214,615,649	\$ 130,478,003	\$ 51,206,915	Disability, Excluding Managed Care; Life
68810	SENTRY LIFE INS CO	WI	10/23/1958	12/14/1960	\$ 9,602,768,663	\$ 385,705,984	\$ 36,847,463	Disability, Excluding Managed Care; Life
89958	SHELTERPOINT INS CO	FL	4/16/1979	10/16/1991	\$ 16,453,945	\$ 10,405,091	\$ 526,061	Disability, Excluding Managed Care; Life
71420	SIERRA HLTH & LIFE INS CO INC	NV	8/16/1906	9/18/1942	\$ 6,524,919,358	\$ 3,197,112,383	\$ 1,380,314,995	Disability, Excluding Managed Care; Life
62952	SILAC INS CO	IN	6/6/1935	5/20/1980	\$ 10,393,472,750	\$ 426,360,257	\$ 33,373,124	Disability, Excluding Managed Care; Life
12575	SILVERSCRIPT INS CO	TN	5/11/2005	1/9/2007	\$ 3,570,242,998	\$ 1,184,719,365	\$ 9,791,151	Disability, Excluding Managed Care
69019	STANDARD INS CO	OR	2/24/1906	9/27/1920	\$ 35,612,399,025	\$ 1,642,185,965	\$ 199,541,234	Disability, Excluding Managed Care; Life; Variable Contracts
86355	STANDARD LIFE & ACCIDENT INS CO	TX	2/26/1976	1/26/1979	\$ 67,908,971	\$ 32,955,302	\$ (7,003,945)	Disability, Excluding Managed Care; Life
71706	STANDARD LIFE & CAS INS CO	UT	10/1/1946	5/14/2020	\$ 49,342,520	\$ 11,731,631	\$ 1,668,539	Disability, Excluding Managed Care; Life
69078	STANDARD SECURITY LIFE INS CO OF NY	NY	6/28/1957	6/15/1960	\$ 199,001,461	\$ 101,161,005	\$ 48,198,461	Disability, Excluding Managed Care; Life
68985	STARMOUNT LIFE INS CO	ME	8/24/1983	4/8/2008	\$ 140,025,684	\$ 65,409,759	\$ (27,597,343)	Disability, Excluding Managed Care; Life
94498	STATE FARM HLTH INS CO	IL	2/25/1982	7/26/1982	\$ 8,436,803	\$ 8,388,971	\$ 86,616	Life
69108	STATE FARM LIFE INS CO	IL	1/16/1929	10/2/1952	\$ 90,887,382,540	\$ 16,791,590,294	\$ 1,029,361,821	Life; Variable Contracts
69116	STATE LIFE INS CO	IN	12/30/2004	2/1/1982	\$ 11,361,836,123	\$ 603,553,338	\$ (2,823,607)	Disability, Excluding Managed Care; Life
69132	STATE MUT INS COMPANY	GA	02/14/1894	5/20/1993	\$ 217,736,708	\$ 31,092,096	\$ 8,235,309	Disability, Excluding Managed Care; Life
89184	STERLING INVESTORS LIFE INS CO	IN	7/14/1978	11/30/1982	\$ 74,387,733	\$ 16,305,812	\$ 1,988,296	Disability, Excluding Managed Care; Life
77399	STERLING LIFE INS CO	IL	1/7/1958	1/5/1978	\$ 30,389,843	\$ 15,326,443	\$ 9,314,886	Disability, Excluding Managed Care; Life
80926	SUN LIFE & HLTH INS CO	MI	1/31/1973	11/24/1976	\$ 1,136,973,135	\$ 166,728,009	\$ 21,367,953	Disability, Excluding Managed Care; Life
69310	SURETY LIFE INS CO	NE	3/31/1936	7/6/1945	\$ 32,016,627	\$ 27,010,852	\$ 600,128	Disability, Excluding Managed Care; Life
82627	SWISS RE LIFE & HLTH AMER INC	MO	6/29/1967	9/20/1983	\$ 13,186,736,429	\$ 1,587,575,561	\$ 124,002,533	Disability, Excluding Managed Care; Life
68608	SYMETRA LIFE INS CO	IA	1/23/1957	6/21/1957	\$ 52,885,418,995	\$ 2,269,039,482	\$ (10,856,723)	Disability, Excluding Managed Care; Life; Variable Contracts
90581	SYMETRA NATL LIFE INS CO	IA	9/4/1979	7/28/1980	\$ 26,991,792	\$ 11,148,752	\$ 25,338	Disability, Excluding Managed Care; Life
71153	TALCOTT RESOLUTION LIFE & ANN INS CO	CT	1/9/1956	3/3/1971	\$ 29,624,414,453	\$ 886,939,559	\$ 428,005,810	Disability, Excluding Managed Care; Life; Variable Contracts
88072	TALCOTT RESOLUTION LIFE INS CO	CT	2/16/1978	7/24/1978	\$ 84,116,367,477	\$ 2,188,032,576	\$ 571,492,043	Disability, Excluding Managed Care; Life; Variable Contracts
69345	TEACHERS INS & ANN ASSOC OF AMER	NY	3/4/1918	9/1/1972	\$ 346,503,509,081	\$ 42,111,072,695	\$ 1,016,028,513	Disability, Excluding Managed Care; Life; Variable Contracts
69396	TEXAS LIFE INS CO	TX	1/9/1901	1/8/1991	\$ 1,913,073,764	\$ 201,589,877	\$ 32,007,398	Life
76236	THE CINCINNATI LIFE INS CO	OH	7/2/1987	9/14/1988	\$ 5,194,508,071	\$ 413,688,139	\$ 98,333,628	Disability, Excluding Managed Care; Life
70435	THE SAVINGS BANK MUT LIFE INS CO OF	MA	3/31/1991	3/1/2011	\$ 3,525,136,510	\$ 219,554,449	\$ 31,886,176	Disability, Excluding Managed Care; Life
60142	TIAA CREF LIFE INS CO	NY	11/20/1996	12/28/1999	\$ 18,110,293,798	\$ 831,925,932	\$ 60,344,316	Disability, Excluding Managed Care; Life; Variable Contracts
92908	TIER ONE INS CO	NE	6/11/1981	1/4/1982	\$ 86,608,004	\$ 51,300,779	\$ (27,223,304)	Disability, Excluding Managed Care; Life
77674	TOWN & COUNTRY LIFE INS CO DBA SAMER	UT	4/13/1955	9/26/1984	\$ 10,462,288	\$ 7,690,350	\$ 128,367	Disability, Excluding Managed Care; Life
69566	TRANS WORLD ASSUR CO	CA	10/3/1962	12/19/1977	\$ 347,506,729	\$ 88,028,811	\$ 1,953,311	Life
70688	TRANSAMERICA FINANCIAL LIFE INS CO	NY	10/3/1947	10/3/1995	\$ 27,395,303,726	\$ 910,640,232	\$ 290,827,322	Disability, Excluding Managed Care; Life; Variable Contracts
86231	TRANSAMERICA LIFE INS CO	IA	4/19/1961	5/11/1971	\$ 174,836,920,236	\$ 5,917,656,430	\$ 2,728,075,728	Disability, Excluding Managed Care; Life; Variable Contracts

COCODE	COMPANY NAME	STATE OF DOMICILE	INCORPORATED DATE	IDAHO LICENSE DATE	TOTAL ASSETS	CAPITAL AND SURPLUS	NET INCOME	LINE(S) OF BUSINESS
92525	TRUASSURE INS CO	IL	5/24/1979	3/1/2013	\$ 12,421,892	\$ 9,600,249	\$ (1,588,494)	Disability, Excluding Managed Care
82252	TRUSPIRE RETIREMENT INS CO	TX	8/6/1964	5/18/2011	\$ 57,204,743	\$ 12,710,284	\$ (177,778)	Life
61425	TRUSTMARK INS CO	IL	1/18/1913	5/7/1924	\$ 1,999,296,082	\$ 375,395,971	\$ 16,483,595	Disability, Excluding Managed Care; Life
62863	TRUSTMARK LIFE INS CO	IL	1/25/1925	8/1/1951	\$ 244,538,364	\$ 146,473,755	\$ 3,412,139	Disability, Excluding Managed Care; Life
11121	UNIFIED LIFE INS CO	TX	5/11/2001	12/21/2001	\$ 197,255,228	\$ 23,114,783	\$ 1,659,707	Disability, Excluding Managed Care; Life
91529	UNIMERICA INS CO	WI	12/1/1980	10/21/2002	\$ 383,575,388	\$ 183,783,641	\$ 32,752,774	Disability, Excluding Managed Care; Life
62596	UNION FIDELITY LIFE INS CO	KS	9/2/1925	12/20/1948	\$ 19,198,143,627	\$ 1,089,464,393	\$ 55,027,275	Disability, Excluding Managed Care; Life
69744	UNION LABOR LIFE INS CO	MD	10/26/1925	6/11/1973	\$ 4,942,700,013	\$ 202,451,680	\$ 15,894,306	Disability, Excluding Managed Care; Life; Variable Contracts
70408	UNION SECURITY INS CO	KS	3/26/1910	1/1/1963	\$ 2,596,423,551	\$ 144,796,887	\$ 17,830,369	Disability, Excluding Managed Care; Life; Small Group Risk Assuming Carrier; Variable Contracts
92916	UNITED AMER INS COMPANY	NE	8/14/1981	2/26/1982	\$ 667,702,703	\$ 163,355,903	\$ (349,842)	Disability, Excluding Managed Care; Life
85766	UNITED CONCORDIA INS CO	AZ	10/20/1975	12/6/1991	\$ 316,194,447	\$ 216,817,145	\$ 39,777,359	Disability, Excluding Managed Care; Life
87645	UNITED FIDELITY LIFE INS CO	TX	9/1/1977	8/31/1978	\$ 1,072,243,576	\$ 840,276,142	\$ (8,343,373)	Disability, Excluding Managed Care; Life
63983	UNITED HERITAGE LIFE INS CO	ID	7/7/1934	12/30/1948	\$ 726,936,827	\$ 81,854,071	\$ 4,561,260	Disability, Excluding Managed Care; Life
69922	UNITED HOME LIFE INS CO	IN	11/23/1948	11/15/1956	\$ 221,463,968	\$ 37,858,493	\$ 3,602,885	Disability, Excluding Managed Care; Life
69930	UNITED INS CO OF AMER	IL	10/15/1927	10/27/1950	\$ 4,169,011,795	\$ 117,775,625	\$ (129,854,023)	Disability, Excluding Managed Care; Life
69973	UNITED LIFE INS CO	IA	5/8/1962	8/4/1987	\$ 5,045,179,622	\$ 237,489,854	\$ 36,465,627	Disability, Excluding Managed Care; Life
92703	UNITED NATL LIFE INS CO OF AMER	IL	12/14/1960	11/25/1992	\$ 71,128,821	\$ 35,839,403	\$ 8,857,678	Disability, Excluding Managed Care; Life
69868	UNITED OF OMAHA LIFE INS CO	NE	8/9/1926	3/4/1927	\$ 38,569,364,725	\$ 2,381,763,798	\$ 163,366,360	Disability, Excluding Managed Care; Life; Variable Contracts
42129	UNITED SECURITY ASSUR CO OF PA	PA	10/22/1982	8/18/2009	\$ 79,091,559	\$ 12,230,870	\$ 377,214	Disability, Excluding Managed Care; Life
70106	UNITED STATES LIFE INS CO IN THE CIT	NY	02/25/1850	11/17/1961	\$ 31,762,465,995	\$ 2,239,208,333	\$ 579,538,583	Disability, Excluding Managed Care; Life
72850	UNITED WORLD LIFE INS CO	NE	1/28/1970	8/10/1970	\$ 133,534,496	\$ 58,658,279	\$ 4,029,116	Disability, Excluding Managed Care; Life
79413	UNITEDHEALTHCARE INS CO	CT	3/24/1972	11/30/1972	\$ 21,871,715,964	\$ 6,626,945,574	\$ 2,829,619,462	Disability, Excluding Managed Care; Life; Small Group Risk Assuming Carrier
84549	UNITEDHEALTHCARE INS CO OF AMER	IL	3/29/1974	8/23/1983	\$ 185,680,446	\$ 129,761,571	\$ 7,545,440	Disability, Excluding Managed Care; Life
97179	UNITEDHEALTHCARE LIFE INS CO	WI	12/10/1982	4/16/1991	\$ 202,357,329	\$ 103,339,353	\$ 22,310,293	Disability, Excluding Managed Care; Life
63819	UNITY FINANCIAL LIFE INS CO	OH	5/6/1964	7/24/1996	\$ 441,121,288	\$ 21,682,299	\$ 3,589,018	Life
70130	UNIVERSAL GUAR LIFE INS CO	OH	11/15/1966	6/16/1993	\$ 362,962,961	\$ 91,828,094	\$ 8,279,363	Disability, Excluding Managed Care; Life
67601	UNUM INS CO	ME	8/6/1965	9/23/1968	\$ 149,271,683	\$ 85,647,753	\$ 39,011,985	Disability, Excluding Managed Care; Life
62235	UNUM LIFE INS CO OF AMER	ME	8/24/1966	6/18/1970	\$ 23,926,546,829	\$ 1,433,342,414	\$ 691,198,208	Disability, Excluding Managed Care; Life; Variable Contracts
78093	UPSTREAM LIFE INS CO	TX	1/5/1912	12/20/1988	\$ 288,414,084	\$ 22,482,038	\$ 1,026,682	Life
14165	US ALLIANCE LIFE & SECURITY CO	ND	6/6/2011	9/5/2023	\$ 118,213,234	\$ 7,686,967	\$ 1,186,741	Disability, Excluding Managed Care; Life
80802	US BR SUN LIFE ASSUR CO OF CANADA	MI	03/18/1865	7/23/1926	\$ 19,063,150,372	\$ 883,976,386	\$ 197,656,620	Disability, Excluding Managed Care; Life; Variable Contracts
80659	US BUSINESS OF CANADA LIFE ASSUR CO	MI	04/25/1849	12/9/1955	\$ 4,672,825,307	\$ 244,172,102	\$ 15,788,310	Disability, Excluding Managed Care; Life
84530	US FINANCIAL LIFE INS CO	AZ	9/30/1974	10/22/2002	\$ 264,558,095	\$ 93,265,618	\$ 3,387,597	Life
97772	US HLTH & LIFE INS CO INC	MI	1/11/1982	5/16/1988	\$ 215,934,899	\$ 30,016,084	\$ (70,129,297)	Disability, Excluding Managed Care; Life
69663	USAA LIFE INS CO	TX	6/26/1963	9/14/1966	\$ 29,748,232,797	\$ 2,907,048,598	\$ 227,553,203	Disability, Excluding Managed Care; Life; Variable Contracts
94358	USABLE LIFE	AR	4/20/1978	11/8/1996	\$ 537,741,276	\$ 248,364,675	\$ 28,280,736	Disability, Excluding Managed Care; Life
68632	VANTIS LIFE INS CO	CT	6/20/1963	7/12/2005	\$ 449,273,588	\$ 92,746,106	\$ 5,054,567	Disability, Excluding Managed Care; Life
70238	VARIABLE ANN LIFE INS CO	TX	8/21/1968	12/19/1969	\$ 86,210,819,370	\$ 2,536,522,285	\$ 396,810,499	Life; Variable Contracts
80942	VENERABLE INS & ANN CO	IA	1/2/1973	5/25/1973	\$ 27,112,879,369	\$ 1,711,158,571	\$ 161,216,197	Disability, Excluding Managed Care; Life; Variable Contracts

COCODE	COMPANY NAME	STATE OF DOMICILE	INCORPORATED DATE	IDAHO LICENSE DATE	TOTAL ASSETS	CAPITAL AND SURPLUS	NET INCOME	LINE(S) OF BUSINESS
86509	VOYA RETIREMENT INS & ANN CO	CT	1/13/1976	11/17/1976	\$ 120,727,222,060	\$ 1,954,500,800	\$ 610,802,074	Disability, Excluding Managed Care; Life; Variable Contracts
70319	WASHINGTON NATL INS CO	IN	5/26/1923	11/20/1923	\$ 5,966,489,536	\$ 297,266,725	\$ 52,254,271	Disability, Excluding Managed Care; Life; Variable Contracts
83445	WELLCARE HLTH INS OF AZ INC	AZ	11/15/1972	3/19/1991	\$ 314,551,224	\$ 79,981,775	\$ (45,812,285)	Disability, Excluding Managed Care; Life
64467	WELLCARE HLTH INS OF KY INC	KY	3/27/1962	7/19/1983	\$ 1,007,365,311	\$ 462,066,932	\$ 31,468,278	Disability, Excluding Managed Care; Life
10155	WELLCARE PRESCRIPTION INS INC	AZ	3/24/2005	12/6/2006	\$ 4,296,626,823	\$ 300,056,998	\$ (4,992,432)	Disability, Excluding Managed Care
80314	WELLPOINT LIFE & HLTH INS CO	IN	6/11/1971	7/21/1981	\$ 1,482,433,017	\$ 426,731,762	\$ 138,145,576	Disability, Excluding Managed Care; Life
70335	WEST COAST LIFE INS CO	NE	2/8/1915	1/1/1916	\$ 4,209,721,945	\$ 428,455,186	\$ 126,549,114	Disability, Excluding Managed Care; Life
70483	WESTERN & SOUTHERN LIFE INS CO	OH	02/23/1888	8/16/1957	\$ 12,527,080,489	\$ 7,033,192,367	\$ 365,449,189	Disability, Excluding Managed Care; Life
92622	WESTERN SOUTHERN LIFE ASSUR CO	OH	12/1/1980	1/6/1982	\$ 30,938,412,179	\$ 1,940,163,404	\$ (41,378,079)	Disability, Excluding Managed Care; Life; Variable Contracts
85189	WESTERN UNITED LIFE ASSUR CO	WA	1/2/1975	10/5/2009	\$ 1,702,767,229	\$ 129,418,226	\$ (5,333,963)	Disability, Excluding Managed Care; Life
62413	WILCAC LIFE INS CO	IL	4/26/1911	7/9/1952	\$ 5,112,639,731	\$ 224,675,036	\$ (663,534)	Disability, Excluding Managed Care; Life
66230	WILLIAM PENN LIFE INS CO OF NY	NY	9/12/1962	8/2/2002	\$ 1,482,849,429	\$ 185,206,161	\$ 15,817,345	Life
66133	WILTON REASSUR CO	MN	12/4/1900	7/28/1987	\$ 22,266,645,712	\$ 1,056,455,083	\$ 487,786,484	Disability, Excluding Managed Care; Life
60704	WILTON REASSUR LIFE CO OF NY	NY	3/24/1955	7/31/1958	\$ 7,001,517,874	\$ 311,674,593	\$ 62,556,862	Disability, Excluding Managed Care; Life; Variable Contracts
68420	WMI MUT INS CO	UT	7/1/1987	12/17/1996	\$ 16,643,772	\$ 11,775,419	\$ (665,151)	Disability, Excluding Managed Care; Life
80055	WYSH LIFE & HLTH INS CO	WI	2/28/1972	1/21/1998	\$ 44,668,650	\$ 36,673,128	\$ (22,853,647)	Disability, Excluding Managed Care; Life
90557	ZURICH AMER LIFE INS CO	IL	1/6/1947	8/17/1981	\$ 16,411,916,206	\$ 163,118,161	\$ (14,198,205)	Disability, Excluding Managed Care; Life; Variable Contracts



PROPERTY & CASUALTY COMPANIES

COCODE	COMPANY NAME	STATE OF DOMICILE	INCORPORATED DATE	IDAHO LICENSE DATE	TOTAL ASSETS	CAPITAL AND SURPLUS	NET INCOME	LINE(S) OF BUSINESS
36404	21ST CENTURY CAS CO	CA	9/8/1987	7/30/2009	\$ 19,542,945	\$ 13,178,960	\$ 123,094	Casualty, Excluding Workers' Compensation; Property
34789	21ST CENTURY CENTENNIAL INS CO	PA	7/7/1977	11/17/1981	\$ 237,904,159	\$ 229,972,505	\$ 1,472,066	Marine and Transportation; Disability, Excluding Managed Care; Property; Casualty, Excluding Workers' Compensation
12963	21ST CENTURY INS CO	CA	11/1/1967	3/16/2001	\$ 1,224,563,695	\$ 1,172,676,576	\$ 30,736,857	Property; Casualty, Excluding Workers' Compensation; Marine and Transportation
32220	21ST CENTURY N AMER INS CO	NY	9/19/1985	9/30/1985	\$ 690,230,655	\$ 654,806,951	\$ 35,257,043	Property; Casualty, Excluding Workers' Compensation; Marine and Transportation; Surety Including Fidelity
20796	21ST CENTURY PREMIER INS CO	PA	02/06/1866	7/3/1919	\$ 118,408,325	\$ 111,875,494	\$ 2,819,541	Disability, Excluding Managed Care; Property; Casualty, Excluding Workers' Compensation; Marine and Transportation; Surety Including Fidelity
31325	ACADIA INS CO	IA	4/2/1992	11/6/2008	\$ 208,299,606	\$ 58,400,743	\$ 1,444,722	Marine and Transportation; Property; Disability, Excluding Managed Care; Casualty, Including Workers' Compensation; Surety Including Fidelity
10220	ACCELERANT NATL INS CO	DE	10/14/1994	9/24/2001	\$ 179,603,793	\$ 42,328,270	\$ (14,523,085)	Property; Disability, Excluding Managed Care; Surety Including Fidelity; Marine and Transportation; Casualty, Excluding Workers' Compensation
10349	ACCEPTANCE CAS INS CO	NE	7/2/1920	7/10/1951	\$ 243,492,883	\$ 77,156,099	\$ 1,856,782	Casualty, Excluding Workers' Compensation; Property; Marine and Transportation; Surety Including Fidelity
12304	ACCIDENT FUND GEN INS CO	MI	6/20/2005	5/1/2009	\$ 321,054,448	\$ 117,817,779	\$ 1,538,864	Casualty, Including Workers' Compensation
10166	ACCIDENT FUND INS CO OF AMER	MI	11/10/1994	10/1/2002	\$ 5,420,570,419	\$ 1,836,012,980	\$ 108,510,326	Surety Including Fidelity; Property; Casualty, Including Workers' Compensation; Marine and Transportation
12305	ACCIDENT FUND NATL INS CO	MI	6/20/2005	5/1/2009	\$ 168,772,693	\$ 90,035,264	\$ 1,009,344	Casualty, Including Workers' Compensation
26379	ACCREDITED SURETY & CAS CO INC	FL	7/6/1971	7/16/1997	\$ 565,468,716	\$ 69,399,157	\$ (739,206)	Property; Surety Including Fidelity; Marine and Transportation; Casualty, Including Workers' Compensation
22667	ACE AMER INS CO	PA	11/1/1945	4/25/1968	\$ 31,104,172,796	\$ 5,339,240,394	\$ 796,996,081	Marine and Transportation; Surety Including Fidelity; Disability, Excluding Managed Care; Property; Casualty, Including Workers' Compensation
20702	ACE FIRE UNDERWRITERS INS CO	PA	1/24/1941	8/29/1968	\$ 126,504,463	\$ 88,206,528	\$ 2,496,231	Casualty, Including Workers' Compensation; Disability, Excluding Managed Care; Surety Including Fidelity; Marine and Transportation; Property
20699	ACE PROP & CAS INS CO	PA	06/05/1819	12/18/1884	\$ 16,233,079,944	\$ 3,675,290,004	\$ 641,190,258	Casualty, Including Workers' Compensation; Marine and Transportation; Property; Surety Including Fidelity; Disability, Excluding Managed Care
19984	ACIG INS CO	IL	1/25/1985	10/23/1995	\$ 645,788,656	\$ 202,004,738	\$ 6,367,055	Marine and Transportation; Surety Including Fidelity; Property; Casualty, Including Workers' Compensation
22950	ACSTAR INS CO	IL	11/23/1970	7/2/1973	\$ 42,166,431	\$ 19,351,064	\$ 558,776	Casualty, Excluding Workers' Compensation; Marine and Transportation; Disability, Excluding Managed Care; Surety Including Fidelity; Property
14184	ACUITY A MUT INS CO	WI	8/11/1925	5/27/1981	\$ 6,498,874,604	\$ 2,902,205,934	\$ 11,518,696	Casualty, Including Workers' Compensation; Marine and Transportation; Surety Including Fidelity; Property
44318	ADMIRAL IND CO	DE	4/6/1992	5/24/2001	\$ 73,679,300	\$ 48,395,825	\$ 1,076,823	Marine and Transportation; Casualty, Excluding Workers' Compensation; Property; Surety Including Fidelity
33898	AEGIS SECURITY INS CO	PA	5/25/1977	3/3/1986	\$ 176,273,361	\$ 44,814,351	\$ (7,829,410)	Marine and Transportation; Casualty, Excluding Workers' Compensation; Surety Including Fidelity; Disability, Excluding Managed Care; Property

COCODE	COMPANY NAME	STATE OF DOMICILE	INCORPORATED DATE	IDAHO LICENSE DATE	TOTAL ASSETS	CAPITAL AND SURPLUS	NET INCOME	LINE(S) OF BUSINESS
10014	AFFILIATED FM INS CO	RI	5/6/1949	6/2/1965	\$ 5,142,574,575	\$ 3,304,679,421	\$ 333,946,806	Marine and Transportation; Surety Including Fidelity; Property; Casualty, Excluding Workers' Compensation
22837	AGCS MARINE INS CO	IL	10/31/1961	10/5/1982	\$ 289,920,186	\$ 175,571,730	\$ 5,916,969	Property; Casualty, Excluding Workers' Compensation; Marine and Transportation
42757	AGRI GEN INS CO	IA	6/7/1983	10/25/1990	\$ 402,995,022	\$ 402,691,590	\$ 1,921,044	Property; Marine and Transportation; Casualty, Excluding Workers' Compensation
40258	AIG ASSUR CO	IL	9/26/1946	1/23/1992	\$ 34,624,260	\$ 31,784,736	\$ 651,266	Marine and Transportation; Property; Casualty, Including Workers' Compensation
19402	AIG PROP CAS CO	IL	05/17/1871	8/21/1952	\$ 65,793,578	\$ 52,616,102	\$ 4,585,375	Property; Disability, Excluding Managed Care; Marine and Transportation; Surety Including Fidelity; Casualty, Including Workers' Compensation
19399	AIU INS CO	NY	12/1/1913	4/1/1962	\$ 96,727,377	\$ 77,407,994	\$ 2,776,485	Casualty, Including Workers' Compensation; Surety Including Fidelity; Marine and Transportation; Property
10957	ALAMANCE INS CO	IL	11/30/1998	12/1/2007	\$ 595,609,785	\$ 441,650,093	\$ 28,659,592	Marine and Transportation; Property; Casualty, Excluding Workers' Compensation; Surety Including Fidelity
38733	ALASKA NATL INS CO	AK	4/30/1979	3/22/1991	\$ 1,200,053,161	\$ 548,842,931	\$ 17,819,721	Casualty, Including Workers' Compensation; Property; Marine and Transportation; Surety Including Fidelity
24899	ALEA NORTH AMERICA INS CO	NY	6/30/1932	8/27/1984	\$ 80,683,378	\$ 46,362,635	\$ 207,852	Casualty, Including Workers' Compensation; Property; Marine and Transportation; Disability, Excluding Managed Care; Surety Including Fidelity
10942	ALESTRI INS CO	CO	5/8/1998	6/15/2001	\$ 7,043,315	\$ 7,019,811	\$ 146,051	Casualty, Excluding Workers' Compensation; Marine and Transportation; Property
20222	ALL AMER INS CO	OH	4/12/1961	5/9/2016	\$ 373,045,993	\$ 183,088,529	\$ (104,445)	Surety Including Fidelity; Marine and Transportation; Property; Casualty, Including Workers' Compensation
13285	ALLEGHENY CAS CO	NJ	12/31/2015	12/19/1995	\$ 56,036,288	\$ 31,406,871	\$ 572,963	Surety Including Fidelity
19186	ALLIANCE INS CO INC	KS	12/31/1959	3/27/1975	\$ 34,748,774	\$ 12,863,303	\$ (2,326,994)	Marine and Transportation; Surety Including Fidelity; Casualty, Excluding Workers' Compensation; Property
35300	ALLIANZ GLOBAL RISKS US INS CO	IL	9/16/1977	12/31/1977	\$ 10,473,313,310	\$ 2,236,195,269	\$ 134,096,889	Casualty, Including Workers' Compensation; Marine and Transportation; Property; Surety Including Fidelity
21911	ALLIANZ REINS AMER INC	CA	5/25/1956	1/14/1982	\$ 2,435,020,644	\$ 205,610,530	\$ (21,495,796)	Marine and Transportation; Casualty, Excluding Workers' Compensation; Disability, Excluding Managed Care; Surety Including Fidelity; Property
10127	ALLIED INS CO OF AMER	OH	2/16/2005	12/1/2013	\$ 49,151,961	\$ 17,121,195	\$ 351,985	Property; Casualty, Including Workers' Compensation; Marine and Transportation; Surety Including Fidelity
42579	ALLIED PROP & CAS INS CO	IA	4/29/1983	11/3/1989	\$ 200,710,439	\$ 62,184,529	\$ 1,362,597	Marine and Transportation; Surety Including Fidelity; Property; Casualty, Excluding Workers' Compensation
22730	ALLIED WORLD INS CO	NH	8/18/1986	1/3/1995	\$ 5,572,056,134	\$ 2,455,802,258	\$ 174,058,217	Casualty, Excluding Workers' Compensation; Surety Including Fidelity; Marine and Transportation; Property
10690	ALLIED WORLD NATL ASSUR CO	NH	9/12/1996	9/13/2007	\$ 1,041,751,533	\$ 282,767,546	\$ 26,173,966	Surety Including Fidelity; Casualty, Excluding Workers' Compensation; Property; Marine and Transportation
16624	ALLIED WORLD SPECIALTY INS CO	DE	1/14/1972	10/30/1981	\$ 2,657,876,708	\$ 965,167,112	\$ 78,898,930	Surety Including Fidelity; Property; Casualty, Excluding Workers' Compensation; Marine and Transportation
10212	ALLMERICA FIN ALLIANCE INS CO	NH	4/26/1995	10/13/1995	\$ 28,950,215	\$ 28,914,445	\$ 524,200	Casualty, Including Workers' Compensation; Property; Surety Including Fidelity; Marine and Transportation

COCODE	COMPANY NAME	STATE OF DOMICILE	INCORPORATED DATE	IDAHO LICENSE DATE	TOTAL ASSETS	CAPITAL AND SURPLUS	NET INCOME	LINE(S) OF BUSINESS
41840	ALLMERICA FIN BENEFIT INS CO	MI	12/28/2000	6/4/1984	\$ 93,776,489	\$ 93,717,868	\$ 1,571,688	Marine and Transportation; Casualty, Including Workers' Compensation; Property; Surety Including Fidelity
29688	ALLSTATE FIRE & CAS INS CO	IL	9/6/1972	5/27/1981	\$ 118,903,662	\$ 110,341,444	\$ 1,826,473	Property; Casualty, Excluding Workers' Compensation; Marine and Transportation; Surety Including Fidelity
19240	ALLSTATE IND CO	IL	7/7/1960	11/2/1961	\$ 112,708,031	\$ 101,279,658	\$ 1,544,296	Surety Including Fidelity; Marine and Transportation; Property; Casualty, Including Workers' Compensation
19232	ALLSTATE INS CO	IL	3/21/1931	5/9/1947	\$ 62,230,990,455	\$ 11,988,257,988	\$ (467,853,219)	Casualty, Including Workers' Compensation; Marine and Transportation; Property; Disability, Excluding Managed Care; Surety Including Fidelity
36455	ALLSTATE NORTHBROOK IND CO	IL	12/20/1978	8/12/1981	\$ 55,465,221	\$ 55,134,047	\$ 838,234	Marine and Transportation; Surety Including Fidelity; Property; Casualty, Including Workers' Compensation; Disability, Excluding Managed Care
17230	ALLSTATE PROP & CAS INS CO	IL	2/14/1985	6/15/2001	\$ 111,093,843	\$ 98,669,774	\$ 1,648,528	Surety Including Fidelity; Casualty, Excluding Workers' Compensation; Property; Marine and Transportation
37907	ALLSTATE VEHICLE & PROP INS CO	IL	8/20/1979	9/2/1982	\$ 79,035,071	\$ 52,071,625	\$ 866,439	Property; Marine and Transportation; Surety Including Fidelity; Casualty, Excluding Workers' Compensation
38156	ALPHA PROP & CAS INS CO	WI	12/19/1979	10/23/1995	\$ 19,955,369	\$ 15,303,294	\$ 309,343	Casualty, Excluding Workers' Compensation; Property; Marine and Transportation
32450	ALPS PROP & CAS INS CO	MT	9/22/1986	9/30/2013	\$ 172,661,213	\$ 59,037,905	\$ 7,889,360	Casualty, Excluding Workers' Compensation
18708	AMBAC ASSUR CORP	WI	2/25/1970	2/19/1971	\$ 1,668,842,353	\$ 897,239,332	\$ (238,100)	Surety Including Fidelity
19100	AMCO INS CO	IA	12/31/1958	7/7/1965	\$ 659,647,977	\$ 199,404,376	\$ 5,686,899	Marine and Transportation; Surety Including Fidelity; Property; Casualty, Including Workers' Compensation
12548	AMERICAN AGRI BUSINESS INS CO	TX	5/20/1948	12/5/2000	\$ 2,434,221,275	\$ 82,051,594	\$ 15,969,308	Property; Casualty, Excluding Workers' Compensation
10103	AMERICAN AGRICULTURAL INS CO	IN	5/18/1948	5/14/2021	\$ 1,873,722,656	\$ 712,376,286	\$ (823,952)	Marine and Transportation; Casualty, Excluding Workers' Compensation; Property
19720	AMERICAN ALT INS CORP	DE	4/26/1923	7/31/1998	\$ 568,422,186	\$ 196,289,869	\$ 22,339,875	Property; Casualty, Including Workers' Compensation; Marine and Transportation; Disability, Excluding Managed Care; Surety Including Fidelity
21849	AMERICAN AUTOMOBILE INS CO	MO	12/14/1911	10/24/1924	\$ 252,497,480	\$ 86,469,885	\$ (351,187)	Marine and Transportation; Surety Including Fidelity; Casualty, Including Workers' Compensation; Disability, Excluding Managed Care; Property
10111	AMERICAN BANKERS INS CO OF FL	FL	10/29/1947	11/21/1950	\$ 2,457,587,206	\$ 457,984,973	\$ 182,283,800	Surety Including Fidelity; Casualty, Excluding Workers' Compensation; Marine and Transportation; Property; Disability, Excluding Managed Care
11240	AMERICAN BUILDERS INS CO	DE	3/22/1984	9/13/2023	\$ 175,573,414	\$ 68,898,878	\$ 4,724,272	Surety Including Fidelity; Casualty, Excluding Workers' Compensation; Property; Marine and Transportation
20427	AMERICAN CAS CO OF READING PA	PA	7/31/1902	10/20/1939	\$ 96,585,817	\$ 96,551,358	\$ 2,834,917	Surety Including Fidelity; Disability, Excluding Managed Care; Marine and Transportation; Casualty, Including Workers' Compensation; Property
19941	AMERICAN COMMERCE INS CO	OH	9/18/1946	6/19/1957	\$ 352,460,596	\$ 113,348,935	\$ (10,701,890)	Property; Casualty, Excluding Workers' Compensation; Marine and Transportation; Disability, Excluding Managed Care
45934	AMERICAN COMPENSATION INS CO	MN	12/6/1991	3/1/2008	\$ 37,381,569	\$ 27,669,575	\$ 3,059,128	Casualty, Including Workers' Compensation
10216	AMERICAN CONTRACTORS IND CO	CA	9/25/1990	2/23/1999	\$ 438,230,915	\$ 125,574,268	\$ 16,345,590	Surety Including Fidelity
19690	AMERICAN ECONOMY INS CO	IN	10/19/1959	10/20/1965	\$ 21,139,766	\$ 20,340,129	\$ 395,987	Property; Disability, Excluding Managed Care; Surety Including Fidelity; Casualty, Including Workers' Compensation; Marine and Transportation

COCODE	COMPANY NAME	STATE OF DOMICILE	INCORPORATED DATE	IDAHO LICENSE DATE	TOTAL ASSETS	CAPITAL AND SURPLUS	NET INCOME	LINE(S) OF BUSINESS
37990	AMERICAN EMPIRE INS CO	OH	11/26/1979	8/26/1981	\$ 21,487,391	\$ 21,486,512	\$ 814,185	Surety Including Fidelity; Property; Casualty, Excluding Workers' Compensation; Marine and Transportation
10819	AMERICAN EQUITY SPECIALTY INS CO	CT	1/29/1997	7/21/1999	\$ 29,901,903	\$ 29,514,462	\$ 580,913	Marine and Transportation; Casualty, Excluding Workers' Compensation; Property
29068	AMERICAN FAMILY CONNECT PROP & CAS I	WI	12/6/1972	8/4/2004	\$ 1,469,369,877	\$ 569,128,255	\$ 18,774,893	Marine and Transportation; Property; Casualty, Excluding Workers' Compensation; Disability, Excluding Managed Care
23450	AMERICAN FAMILY HOME INS CO	FL	1/28/1965	9/6/1983	\$ 339,316,682	\$ 89,265,146	\$ (2,871,011)	Surety Including Fidelity; Marine and Transportation; Casualty, Including Workers' Compensation; Property
10386	AMERICAN FAMILY INS CO	WI	11/21/1995	12/1/2014	\$ 109,922,330	\$ 29,515,706	\$ 2,056,519	Property; Marine and Transportation; Casualty, Including Workers' Compensation
19275	AMERICAN FAMILY MUT INS CO SI	WI	5/18/1927	4/5/2001	\$ 29,790,842,754	\$ 7,021,546,106	\$ (800,761,820)	Disability, Excluding Managed Care; Property; Casualty, Including Workers' Compensation; Surety Including Fidelity; Marine and Transportation
41475	AMERICAN FARMERS & RANCHERS MUT INS	OK	1/1/1982	5/3/2005	\$ 202,187,329	\$ 73,499,848	\$ (37,348,924)	Casualty, Excluding Workers' Compensation; Property
24066	AMERICAN FIRE & CAS CO	NH	1/1/1906	5/27/1981	\$ 48,095,906	\$ 44,763,812	\$ 936,409	Property; Marine and Transportation; Surety Including Fidelity; Casualty, Including Workers' Compensation
26247	AMERICAN GUAR & LIAB INS	NY	7/17/1939	12/12/1939	\$ 299,796,369	\$ 181,201,787	\$ 3,652,185	Surety Including Fidelity; Marine and Transportation; Casualty, Including Workers' Compensation; Property
43494	AMERICAN HALLMARK INS CO OF TX	TX	2/17/1982	6/20/2005	\$ 568,547,160	\$ 85,856,707	\$ 12,609,181	Casualty, Excluding Workers' Compensation; Surety Including Fidelity; Property; Marine and Transportation
19380	AMERICAN HOME ASSUR CO	NY	02/07/1899	4/1/1962	\$ 20,945,316,197	\$ 7,110,923,867	\$ 722,220,474	Casualty, Including Workers' Compensation; Surety Including Fidelity; Property; Marine and Transportation; Disability, Excluding Managed Care
31895	AMERICAN INTERSTATE INS CO	NE	12/21/1973	1/6/1997	\$ 937,871,942	\$ 254,855,603	\$ 56,784,739	Casualty, Including Workers' Compensation; Property; Surety Including Fidelity; Marine and Transportation
16810	AMERICAN MERCURY INS CO	OK	11/30/1962	10/11/1977	\$ 207,572,836	\$ 141,828,650	\$ 1,298,257	Property; Casualty, Excluding Workers' Compensation; Surety Including Fidelity; Marine and Transportation
23469	AMERICAN MODERN HOME INS CO	OH	1/25/1965	1/27/1975	\$ 1,060,556,744	\$ 215,506,323	\$ 24,046,054	Casualty, Including Workers' Compensation; Disability, Excluding Managed Care; Marine and Transportation; Property; Surety Including Fidelity
42722	AMERICAN MODERN PROP & CAS INS CO	OH	5/12/1982	10/21/2014	\$ 548,487,245	\$ 105,664,227	\$ (24,108,001)	Marine and Transportation; Property; Casualty, Excluding Workers' Compensation
38652	AMERICAN MODERN SELECT INS CO	OH	8/15/1980	5/20/2005	\$ 130,229,999	\$ 50,246,465	\$ (11,481,754)	Marine and Transportation; Property; Casualty, Excluding Workers' Compensation
12700	AMERICAN MUT SHARE INS CORP	OH	5/7/1974	3/1/1984	\$ 351,995,352	\$ 319,323,225	\$ (2,131,376)	Share and Deposit
39942	AMERICAN NATL GEN INS CO	MO	12/30/1980	6/25/1984	\$ 143,836,498	\$ 57,064,737	\$ (10,548,106)	Casualty, Excluding Workers' Compensation; Property; Marine and Transportation; Disability, Excluding Managed Care
28401	AMERICAN NATL PROP & CAS CO	MO	10/1/1973	11/7/1979	\$ 2,121,062,479	\$ 740,470,365	\$ (78,808,127)	Disability, Excluding Managed Care; Casualty, Including Workers' Compensation; Marine and Transportation; Property
12190	AMERICAN PET INS CO	NY	12/7/2000	4/12/2012	\$ 524,691,629	\$ 199,613,185	\$ 40,076,161	Marine and Transportation
19615	AMERICAN RELIABLE INS CO	AZ	7/17/1952	8/18/1958	\$ 24,816,675	\$ 16,362,208	\$ 1,367,305	Surety Including Fidelity; Disability, Excluding Managed Care; Property; Marine and Transportation; Casualty, Excluding Workers' Compensation

COCODE	COMPANY NAME	STATE OF DOMICILE	INCORPORATED DATE	IDAHO LICENSE DATE	TOTAL ASSETS	CAPITAL AND SURPLUS	NET INCOME	LINE(S) OF BUSINESS
19631	AMERICAN ROAD INS CO	MI	12/28/1959	10/11/1962	\$ 866,474,128	\$ 432,177,004	\$ 26,349,900	Property; Surety Including Fidelity; Marine and Transportation; Casualty, Excluding Workers' Compensation
42978	AMERICAN SECURITY INS CO	DE	8/12/1938	12/30/1983	\$ 1,854,697,801	\$ 556,230,820	\$ 315,726,895	Disability, Excluding Managed Care; Property; Casualty, Excluding Workers' Compensation; Marine and Transportation
19992	AMERICAN SELECT INS CO	OH	8/21/1959	3/1/2013	\$ 329,720,171	\$ 139,914,311	\$ 881,086	Marine and Transportation; Casualty, Including Workers' Compensation; Property
17965	AMERICAN SENTINEL INS CO	MO	5/16/1956	2/23/2004	\$ 16,663,475	\$ 16,659,107	\$ 414,424	Casualty, Including Workers' Compensation; Disability, Excluding Managed Care; Marine and Transportation; Property
41998	AMERICAN SOUTHERN HOME INS CO	FL	7/29/1982	9/16/2005	\$ 108,058,516	\$ 19,979,214	\$ (5,465,606)	Property; Surety Including Fidelity; Marine and Transportation; Casualty, Excluding Workers' Compensation
19283	AMERICAN STANDARD INS CO OF WI	WI	4/5/1961	4/5/2001	\$ 403,122,344	\$ 323,471,370	\$ 143,601	Casualty, Excluding Workers' Compensation; Property
19704	AMERICAN STATES INS CO	IN	7/15/1929	11/26/1965	\$ 54,563,997	\$ 45,993,870	\$ 1,192,140	Property; Casualty, Including Workers' Compensation; Marine and Transportation; Surety Including Fidelity; Disability, Excluding Managed Care
37214	AMERICAN STATES PREFERRED INS CO	IN	7/26/1979	8/18/1981	\$ 15,748,235	\$ 15,146,342	\$ 328,926	Marine and Transportation; Casualty, Excluding Workers' Compensation; Property
10872	AMERICAN STRATEGIC INS CORP	FL	8/18/1997	5/23/2018	\$ 2,941,296,719	\$ 758,318,811	\$ 5,974,633	Property; Casualty, Excluding Workers' Compensation
19623	AMERICAN SUMMIT INS CO	TX	12/15/1955	8/18/1969	\$ 129,264,542	\$ 79,238,989	\$ (2,532,167)	Casualty, Including Workers' Compensation; Property; Marine and Transportation; Surety Including Fidelity
31380	AMERICAN SURETY CO	IN	3/9/1964	3/18/1997	\$ 11,283,743	\$ 7,534,713	\$ (973,489)	Casualty, Excluding Workers' Compensation; Surety Including Fidelity
44270	AMERICAN WEST INS CO	ND	12/27/1990	6/29/1995	\$ 53,611,447	\$ 15,423,229	\$ (38,032)	Surety Including Fidelity; Property; Marine and Transportation; Casualty, Excluding Workers' Compensation
40142	AMERICAN ZURICH INS CO	IL	8/19/1981	10/26/1982	\$ 290,951,215	\$ 202,837,261	\$ 4,800,297	Surety Including Fidelity; Marine and Transportation; Property; Casualty, Including Workers' Compensation
19488	AMERISURE INS CO	MI	5/21/1968	3/1/2012	\$ 972,068,184	\$ 229,635,478	\$ (4,503,542)	Marine and Transportation; Property; Surety Including Fidelity; Casualty, Including Workers' Compensation
23396	AMERISURE MUT INS CO	MI	9/12/1912	9/1/1950	\$ 2,766,718,803	\$ 1,156,419,541	\$ 21,548,682	Casualty, Including Workers' Compensation; Property; Marine and Transportation; Surety Including Fidelity
11050	AMERISURE PARTNERS INS CO	MI	3/22/2000	3/1/2012	\$ 125,208,367	\$ 47,154,124	\$ (214,012)	Casualty, Including Workers' Compensation; Property; Surety Including Fidelity; Marine and Transportation
27928	AMEX ASSUR CO	IL	1/30/1973	9/26/1980	\$ 221,921,057	\$ 165,870,126	\$ 42,526,611	Property; Surety Including Fidelity; Casualty, Including Workers' Compensation; Disability, Excluding Managed Care; Marine and Transportation
16459	AMFED ADVANTAGE INS CO	MS	10/17/2018	7/19/2023	\$ 14,862,638	\$ 14,560,453	\$ 223,244	Marine and Transportation; Casualty, Including Workers' Compensation
11963	AMFED CAS INS CO	MS	3/4/2004	7/19/2023	\$ 38,887,235	\$ 27,298,780	\$ 327,391	Casualty, Including Workers' Compensation; Marine and Transportation
11208	AMFED NATL INS CO	MS	11/21/2001	7/19/2023	\$ 121,936,293	\$ 65,305,296	\$ (3,976,154)	Casualty, Including Workers' Compensation; Marine and Transportation
42390	AMGUARD INS CO	NE	6/10/1982	1/1/2004	\$ 2,068,407,016	\$ 321,618,007	\$ (10,260,606)	Marine and Transportation; Surety Including Fidelity; Casualty, Including Workers' Compensation; Property

COCODE	COMPANY NAME	STATE OF DOMICILE	INCORPORATED DATE	IDAHO LICENSE DATE	TOTAL ASSETS	CAPITAL AND SURPLUS	NET INCOME	LINE(S) OF BUSINESS
19976	AMICA MUT INS CO	RI	3/1/1907	1/1/1973	\$ 5,593,711,475	\$ 2,726,946,337	\$ (220,833,191)	Casualty, Excluding Workers' Compensation; Marine and Transportation; Property
15954	AMTRUST INS CO	DE	1/10/1972	8/13/1992	\$ 69,275,040	\$ 65,368,430	\$ 1,769,734	Surety Including Fidelity; Casualty, Including Workers' Compensation; Marine and Transportation; Property
28207	ANTHEM INS CO INC	IN	5/22/1944	9/25/1992	\$ 5,683,824,069	\$ 2,379,916,193	\$ 610,183,399	Property; Casualty, Excluding Workers' Compensation; Marine and Transportation; Disability, Excluding Managed Care
30830	ARCH IND INS CO	MO	7/23/1969	12/15/1969	\$ 261,650,466	\$ 90,329,455	\$ 15,899,061	Property; Marine and Transportation; Casualty, Including Workers' Compensation; Surety Including Fidelity
11150	ARCH INS CO	MO	12/15/1971	4/15/1988	\$ 9,966,865,873	\$ 2,442,392,888	\$ 381,227,432	Property; Disability, Excluding Managed Care; Marine and Transportation; Surety Including Fidelity; Casualty, Including Workers' Compensation
29114	ARCH MORTGAGE ASSUR CO	WI	3/3/1969	7/28/2000	\$ 52,589,413	\$ 47,113,366	\$ 5,758,295	Mortgage Guaranty
18732	ARCH MORTGAGE GUAR CO	WI	12/21/1966	4/26/1968	\$ 44,094,487	\$ 41,065,745	\$ (1,593,922)	Mortgage Guaranty
40266	ARCH MORTGAGE INS CO	WI	12/30/1980	10/23/1981	\$ 2,048,773,853	\$ 153,144,615	\$ 183,988,193	Mortgage Guaranty
10946	ARCH PROP CAS INS CO	MO	7/2/1998	3/9/2022	\$ 130,219,310	\$ 129,801,008	\$ (1,257,828)	Casualty, Including Workers' Compensation; Surety Including Fidelity; Marine and Transportation; Property
10348	ARCH REINS CO	DE	7/20/1995	1/1/2004	\$ 5,955,914,917	\$ 3,293,081,835	\$ 222,598,052	Marine and Transportation; Disability, Excluding Managed Care; Casualty, Including Workers' Compensation; Surety Including Fidelity; Property
19860	ARGONAUT GREAT CENTRAL INS CO	IL	2/10/1948	9/1/2010	\$ 36,657,900	\$ 29,435,210	\$ 911,936	Property; Marine and Transportation; Surety Including Fidelity; Casualty, Including Workers' Compensation
19801	ARGONAUT INS CO	IL	5/21/1957	10/17/1957	\$ 2,693,738,271	\$ 1,289,349,078	\$ 13,989,544	Marine and Transportation; Property; Surety Including Fidelity; Casualty, Including Workers' Compensation; Disability, Excluding Managed Care
19828	ARGONAUT MIDWEST INS CO	IL	3/19/1962	11/17/1980	\$ 23,897,254	\$ 18,059,700	\$ 446,005	Casualty, Including Workers' Compensation; Marine and Transportation; Property; Surety Including Fidelity
11805	ARIZONA AUTOMOBILE INS CO	AZ	2/25/2003	10/21/2009	\$ 39,420,131	\$ 15,265,080	\$ 1,724,228	Casualty, Excluding Workers' Compensation
41459	ARMED FORCES INS EXCH	KS	8/1/1982	9/9/1986	\$ 95,111,847	\$ 36,222,815	\$ (8,392,407)	Property; Marine and Transportation; Casualty, Excluding Workers' Compensation
23752	ASCOT INS CO	CO	5/17/1968	11/26/1968	\$ 1,081,594,914	\$ 609,612,003	\$ 5,909,557	Surety Including Fidelity; Property; Marine and Transportation; Casualty, Including Workers' Compensation; Disability, Excluding Managed Care
30279	ASCOT SURETY & CAS CO	CO	2/10/1971	9/17/2013	\$ 502,175,483	\$ 486,552,308	\$ (3,310,681)	Surety Including Fidelity
43460	ASPEN AMER INS CO	TX	11/13/1990	5/12/1999	\$ 2,278,625,870	\$ 1,063,082,271	\$ 99,292,070	Marine and Transportation; Surety Including Fidelity; Disability, Excluding Managed Care; Casualty, Including Workers' Compensation; Property
37370	ASSOCIATED LOGGERS EXCH	ID	7/24/1979	7/24/1979	\$ 44,362,677	\$ 18,472,652	\$ 562,513	Casualty, Including Workers' Compensation
30180	ASSURED GUAR CORP	MD	10/25/1985	11/5/2001	\$ 2,393,783,298	\$ 1,650,573,299	\$ 79,418,713	Casualty, Excluding Workers' Compensation; Surety Including Fidelity
18287	ASSURED GUAR MUNICIPAL CORP	NY	3/16/1984	6/27/1988	\$ 5,438,772,330	\$ 2,646,244,500	\$ 209,272,156	Surety Including Fidelity
29033	ATAIN INS CO	TX	4/16/1987	3/1/2008	\$ 108,814,300	\$ 68,374,731	\$ 4,279,189	Marine and Transportation; Property; Casualty, Excluding Workers' Compensation
23833	ATHOME INS CO	NJ	12/31/1951	10/16/1981	\$ 16,032,457	\$ 15,964,448	\$ 248,049	Property; Casualty, Including Workers' Compensation; Marine and Transportation

COCODE	COMPANY NAME	STATE OF DOMICILE	INCORPORATED DATE	IDAHO LICENSE DATE	TOTAL ASSETS	CAPITAL AND SURPLUS	NET INCOME	LINE(S) OF BUSINESS
27154	ATLANTIC SPECIALTY INS CO	NY	6/27/1986	3/1/2005	\$ 4,215,546,381	\$ 880,751,449	\$ 84,853,966	Marine and Transportation; Property; Disability, Excluding Managed Care; Surety Including Fidelity; Casualty, Including Workers' Compensation
25422	ATRADIUS TRADE CREDIT INS CO	MD	1/14/1993	10/5/1998	\$ 242,606,557	\$ 156,044,567	\$ 13,942,420	Casualty, Excluding Workers' Compensation
13412	AUSTIN MUT INS CO	MN	06/11/1896	10/15/1999	\$ 89,378,003	\$ 71,741,743	\$ 3,256,654	Property; Casualty, Excluding Workers' Compensation; Marine and Transportation
17286	AUTO CLUB MAPFRE INS CO	OH	10/5/2021	7/11/2022	\$ 28,289,410	\$ 27,834,957	\$ (1,207,193)	Marine and Transportation; Casualty, Excluding Workers' Compensation; Property
18988	AUTO OWNERS INS CO	MI	7/1/1916	12/1/2005	\$ 24,140,090,124	\$ 13,843,506,648	\$ (592,809,984)	Property; Disability, Excluding Managed Care; Casualty, Including Workers' Compensation; Surety Including Fidelity; Marine and Transportation
19062	AUTOMOBILE INS CO OF HARTFORD CT	CT	6/25/1965	4/16/1970	\$ 1,279,272,973	\$ 304,788,282	\$ 26,246,380	Property; Marine and Transportation; Surety Including Fidelity; Casualty, Including Workers' Compensation; Disability, Excluding Managed Care
10367	AVEMCO INS CO	MD	3/14/1960	4/24/1964	\$ 85,382,991	\$ 39,890,981	\$ 6,797,805	Casualty, Excluding Workers' Compensation; Disability, Excluding Managed Care; Marine and Transportation; Property; Surety Including Fidelity
37273	AXIS INS CO	IL	9/25/1979	1/11/1982	\$ 1,873,120,599	\$ 590,824,553	\$ 20,622,798	Casualty, Including Workers' Compensation; Surety Including Fidelity; Marine and Transportation; Property; Disability, Excluding Managed Care
20370	AXIS REINS CO	NY	7/25/1991	11/5/1992	\$ 4,228,451,793	\$ 1,063,439,707	\$ (50,424,787)	Property; Surety Including Fidelity; Casualty, Excluding Workers' Compensation; Marine and Transportation
15610	AXIS SPECIALTY INS CO	CT	1/12/1983	3/25/2010	\$ 2,692,547,504	\$ 533,106,552	\$ 67,451,016	Disability, Excluding Managed Care
13420	BADGER MUT INS CO	WI	06/06/1891	5/12/2008	\$ 182,143,014	\$ 35,375,112	\$ (20,003,780)	Surety Including Fidelity; Marine and Transportation; Property; Casualty, Excluding Workers' Compensation
33162	BANKERS INS CO	FL	5/11/1976	9/8/1995	\$ 115,006,614	\$ 44,603,425	\$ 7,116,068	Surety Including Fidelity; Casualty, Excluding Workers' Compensation; Property; Marine and Transportation
18279	BANKERS STANDARD INS CO	PA	5/15/1962	8/30/1972	\$ 317,635,926	\$ 223,733,923	\$ 6,995,008	Marine and Transportation; Disability, Excluding Managed Care; Property; Casualty, Including Workers' Compensation; Surety Including Fidelity
38245	BCS INS CO	OH	12/5/1950	4/22/1970	\$ 311,676,537	\$ 142,839,504	\$ 6,775,720	Marine and Transportation; Property; Casualty, Excluding Workers' Compensation; Surety Including Fidelity; Disability, Excluding Managed Care
14402	BEARING MIDWEST CAS CO	KS	1/19/2012	12/1/2021	\$ 8,423,289	\$ 6,694,220	\$ 82,246	Casualty, Including Workers' Compensation
37540	BEAZLEY INS CO INC	CT	8/29/1978	10/28/1981	\$ 1,142,560,706	\$ 328,828,964	\$ 17,543,653	Surety Including Fidelity; Marine and Transportation; Property; Casualty, Excluding Workers' Compensation; Disability, Excluding Managed Care
41394	BENCHMARK INS CO	KS	5/5/1964	8/25/1966	\$ 1,119,581,449	\$ 213,309,664	\$ (13,846,710)	Surety Including Fidelity; Casualty, Including Workers' Compensation; Marine and Transportation; Disability, Excluding Managed Care; Property
15911	BERKLEY CAS CO	IA	2/7/1984	1/1/2009	\$ 114,136,217	\$ 30,761,463	\$ 1,095,062	Marine and Transportation; Surety Including Fidelity; Casualty, Including Workers' Compensation; Property
32603	BERKLEY INS CO	DE	12/18/1975	7/13/1982	\$ 29,299,652,694	\$ 8,776,138,266	\$ 1,176,254,916	Surety Including Fidelity; Disability, Excluding Managed Care; Marine and Transportation; Casualty, Including Workers' Compensation; Property
38911	BERKLEY NATL INS CO	IA	9/30/1980	6/1/2008	\$ 229,044,075	\$ 89,345,489	\$ 2,802,248	Marine and Transportation; Property; Surety Including Fidelity; Disability, Excluding Managed Care; Casualty, Including Workers' Compensation

COCODE	COMPANY NAME	STATE OF DOMICILE	INCORPORATED DATE	IDAHO LICENSE DATE	TOTAL ASSETS	CAPITAL AND SURPLUS	NET INCOME	LINE(S) OF BUSINESS
29580	BERKLEY REGIONAL INS CO	IA	12/17/1985	4/29/1988	\$ 950,914,663	\$ 872,409,185	\$ 26,265,494	Marine and Transportation; Property; Surety Including Fidelity; Disability, Excluding Managed Care; Casualty, Including Workers' Compensation
13070	BERKSHIRE HATHAWAY ASSUR CORP	NY	12/21/2007	4/4/2008	\$ 1,755,801,163	\$ 1,494,439,501	\$ 97,495,375	Surety Including Fidelity
10391	BERKSHIRE HATHAWAY DIRECT INS CO	NE	3/25/1970	7/9/1975	\$ 645,192,261	\$ 211,253,647	\$ (8,181,753)	Casualty, Including Workers' Compensation; Marine and Transportation; Property; Surety Including Fidelity; Disability, Excluding Managed Care
20044	BERKSHIRE HATHAWAY HOMESTATE INS CO	NE	1/9/1970	11/25/1996	\$ 4,125,069,254	\$ 2,284,690,100	\$ 1,391,844	Casualty, Including Workers' Compensation; Marine and Transportation; Property; Surety Including Fidelity
22276	BERKSHIRE HATHAWAY SPECIALTY INS CO	NE	02/10/1866	8/28/1962	\$ 7,597,610,091	\$ 3,926,096,230	\$ 140,707,379	Marine and Transportation; Disability, Excluding Managed Care; Surety Including Fidelity; Casualty, Excluding Workers' Compensation; Property
20095	BITCO GEN INS CORP	IA	7/23/1928	9/24/1963	\$ 1,155,474,765	\$ 328,296,010	\$ 32,621,423	Casualty, Including Workers' Compensation; Property; Surety Including Fidelity; Marine and Transportation
20109	BITCO NATL INS CO	IA	10/1/1942	9/20/1963	\$ 193,109,590	\$ 88,154,013	\$ 10,879,936	Property; Surety Including Fidelity; Marine and Transportation; Casualty, Including Workers' Compensation
26611	BLACKBOARD INS CO	DE	6/1/1973	11/26/1974	\$ 69,699,529	\$ 24,735,753	\$ 437,273	Surety Including Fidelity; Marine and Transportation; Property; Casualty, Excluding Workers' Compensation
22250	BLUESHORE INS CO	TX	6/19/1986	6/29/1987	\$ 187,468,452	\$ 70,545,846	\$ 6,735,922	Casualty, Excluding Workers' Compensation
27081	BOND SAFEGUARD INS CO	SD	6/15/1971	11/28/2006	\$ 44,778,767	\$ 43,712,255	\$ 1,365,116	Surety Including Fidelity
19658	BRISTOL W INS CO	OH	2/9/1968	12/16/1968	\$ 255,703,040	\$ 69,660,494	\$ (280,450)	Surety Including Fidelity; Marine and Transportation; Disability, Excluding Managed Care; Property; Casualty, Excluding Workers' Compensation
13528	BROTHERHOOD MUT INS CO	IN	8/20/1935	4/1/1999	\$ 1,109,163,617	\$ 307,402,150	\$ (36,696,855)	Disability, Excluding Managed Care; Casualty, Including Workers' Compensation; Marine and Transportation; Surety Including Fidelity; Property
14380	BUILD AMER MUT ASSUR CO	NY	3/16/2012	3/15/2013	\$ 500,022,375	\$ 269,328,809	\$ (51,117,585)	Surety Including Fidelity
13544	CALIFORNIA CAPITAL INS CO	CA	05/25/1898	6/26/1981	\$ 911,735,602	\$ 411,086,102	\$ 14,400,687	Casualty, Excluding Workers' Compensation; Marine and Transportation; Property
35955	CALIFORNIA CAS GEN INS CO OF OR	OR	9/26/1977	7/18/1987	\$ 54,039,547	\$ 6,779,685	\$ (5,126,203)	Marine and Transportation; Casualty, Excluding Workers' Compensation; Property
20117	CALIFORNIA CAS IND EXCH	CA	1/1/1914	1/2/1962	\$ 590,231,188	\$ 122,078,732	\$ (5,060,888)	Property; Casualty, Excluding Workers' Compensation; Marine and Transportation
20125	CALIFORNIA CAS INS CO	OR	10/20/1967	10/5/1987	\$ 27,943,689	\$ 26,731,926	\$ (3,144,182)	Casualty, Excluding Workers' Compensation; Marine and Transportation; Property
38865	CALIFORNIA INS CO	CA	2/1/1965	6/16/1982	\$ 1,550,726,261	\$ 631,883,407	\$ 2,242,519	Marine and Transportation; Disability, Excluding Managed Care; Surety Including Fidelity; Property; Casualty, Including Workers' Compensation
36340	CAMICO MUT INS CO	CA	3/4/1986	12/1/1995	\$ 109,298,222	\$ 47,036,484	\$ 1,097,846	Casualty, Excluding Workers' Compensation
12260	CAMPMED CAS & IND CO INC	NH	1/1/2011	6/20/2012	\$ 20,252,002	\$ 20,231,050	\$ 397,344	Surety Including Fidelity; Property; Marine and Transportation; Casualty, Excluding Workers' Compensation
10464	CANAL INS CO	SC	2/27/1939	6/4/1958	\$ 1,207,046,756	\$ 497,950,345	\$ 24,582,798	Property; Casualty, Excluding Workers' Compensation; Marine and Transportation
10472	CAPITOL IND CORP	WI	9/23/1959	5/2/1973	\$ 686,418,404	\$ 276,874,363	\$ 53,134,905	Disability, Excluding Managed Care; Surety Including Fidelity; Property; Casualty, Including Workers' Compensation; Marine and Transportation

COCODE	COMPANY NAME	STATE OF DOMICILE	INCORPORATED DATE	IDAHO LICENSE DATE	TOTAL ASSETS	CAPITAL AND SURPLUS	NET INCOME	LINE(S) OF BUSINESS
10510	CAROLINA CAS INS CO	IA	4/18/1951	5/4/1966	\$ 306,088,495	\$ 115,782,358	\$ 3,849,980	Marine and Transportation; Disability, Excluding Managed Care; Casualty, Including Workers' Compensation; Surety Including Fidelity; Property
26697	CASUALTY UNDERWRITERS INS CO	UT	5/30/1986	12/30/1992	\$ 10,682,095	\$ 3,186,741	\$ (1,202,254)	Casualty, Excluding Workers' Compensation; Property
11255	CATERPILLAR INS CO	MO	2/7/1963	11/21/2000	\$ 1,254,444,265	\$ 617,909,336	\$ 46,423,686	Casualty, Including Workers' Compensation; Marine and Transportation; Property; Surety Including Fidelity
19518	CATLIN INS CO	TX	4/19/1913	3/5/2009	\$ 80,348,323	\$ 70,137,180	\$ (784,877)	Property; Marine and Transportation; Casualty, Excluding Workers' Compensation; Disability, Excluding Managed Care; Surety Including Fidelity
20273	CEDAR INS CO	NY	7/26/1991	6/7/1996	\$ 17,253,814	\$ 13,556,588	\$ (218,126)	Property; Marine and Transportation; Casualty, Excluding Workers' Compensation; Surety Including Fidelity
11499	CENSTAT CAS CO	NE	5/31/2002	5/26/2009	\$ 28,902,642	\$ 24,626,194	\$ 860,438	Casualty, Excluding Workers' Compensation
20230	CENTRAL MUT INS CO	OH	04/17/1876	11/1/2016	\$ 2,082,250,390	\$ 1,045,015,229	\$ 16,605,391	Surety Including Fidelity; Casualty, Including Workers' Compensation; Marine and Transportation; Property
34274	CENTRAL STATES IND CO OF OMAHA	NE	5/20/1977	10/28/1983	\$ 789,388,231	\$ 689,057,336	\$ 23,414,962	Disability, Excluding Managed Care; Marine and Transportation; Casualty, Excluding Workers' Compensation; Property
34649	CENTRE INS CO	DE	10/31/1969	7/28/1981	\$ 24,461,786	\$ 10,389,502	\$ (67,405)	Marine and Transportation; Surety Including Fidelity; Disability, Excluding Managed Care; Casualty, Including Workers' Compensation; Property
42765	CENTURION CAS CO	NE	2/9/1983	7/21/1989	\$ 10,471,490	\$ 9,251,307	\$ (377,230)	Property; Disability, Excluding Managed Care; Surety Including Fidelity; Casualty, Excluding Workers' Compensation; Marine and Transportation
20710	CENTURY IND CO	PA	7/2/1963	8/25/1969	\$ 631,916,287	\$ 25,000,000	\$ (56,950,331)	Marine and Transportation; Disability, Excluding Managed Care; Property; Surety Including Fidelity; Casualty, Including Workers' Compensation
26905	CENTURY NATL INS CO	CA	6/23/1955	12/30/1980	\$ 97,987,436	\$ 42,440,883	\$ 1,728,120	Casualty, Excluding Workers' Compensation; Marine and Transportation; Property
10006	CERITY INS CO	NY	9/8/1989	6/15/1989	\$ 161,998,572	\$ 57,451,402	\$ 7,869,734	Marine and Transportation; Property; Casualty, Including Workers' Compensation; Surety Including Fidelity
25615	CHARTER OAK FIRE INS CO	CT	4/29/1931	4/29/1936	\$ 1,204,444,165	\$ 248,070,615	\$ 25,062,525	Surety Including Fidelity; Casualty, Including Workers' Compensation; Marine and Transportation; Disability, Excluding Managed Care; Property
10642	CHEROKEE INS CO	MI	7/26/1946	10/23/1973	\$ 843,346,518	\$ 354,686,310	\$ 25,846,872	Marine and Transportation; Surety Including Fidelity; Casualty, Excluding Workers' Compensation; Property
22810	CHICAGO INS CO	IL	7/2/1956	9/1/1964	\$ 80,783,607	\$ 75,988,577	\$ 1,891,884	Property; Marine and Transportation; Casualty, Excluding Workers' Compensation
12777	CHUBB IND INS CO	NY	11/3/1922	1/23/1997	\$ 292,131,088	\$ 186,514,368	\$ 1,455,746	Property; Marine and Transportation; Casualty, Including Workers' Compensation; Surety Including Fidelity
10052	CHUBB NATL INS CO	IN	3/23/1993	1/23/1997	\$ 318,366,538	\$ 199,440,325	\$ 5,066,887	Disability, Excluding Managed Care; Marine and Transportation; Surety Including Fidelity; Property; Casualty, Including Workers' Compensation
18767	CHURCH MUT INS CO S I	WI	03/04/1897	5/13/1971	\$ 2,158,859,137	\$ 314,444,318	\$ (220,224,078)	Property; Marine and Transportation; Surety Including Fidelity; Casualty, Including Workers' Compensation

COCODE	COMPANY NAME	STATE OF DOMICILE	INCORPORATED DATE	IDAHO LICENSE DATE	TOTAL ASSETS	CAPITAL AND SURPLUS	NET INCOME	LINE(S) OF BUSINESS
22004	CIM INS CORP	MI	10/23/1998	4/1/1966	\$ 17,257,998	\$ 17,103,456	\$ 528,437	Surety Including Fidelity; Casualty, Excluding Workers' Compensation; Property; Marine and Transportation
20400	CIMARRON INS CO INC	AZ	3/21/1947	9/25/1953	\$ 55,917,184	\$ 18,080,404	\$ (3,444,255)	Property; Marine and Transportation; Casualty, Excluding Workers' Compensation
31534	CITIZENS INS CO OF AMER	MI	5/29/1974	10/1/2011	\$ 1,818,759,114	\$ 598,730,685	\$ (84,787,667)	Marine and Transportation; Property; Casualty, Including Workers' Compensation
41335	CITY NATL INS CO	TX	2/2/1961	4/24/2001	\$ 36,377,166	\$ 21,043,750	\$ 1,894,586	Marine and Transportation; Surety Including Fidelity; Property; Casualty, Including Workers' Compensation
10693	CIVIL SERV EMPLOYEES INS CO	CA	11/25/1949	9/10/1957	\$ 119,892,992	\$ 21,794,317	\$ (41,316,165)	Marine and Transportation; Property; Casualty, Excluding Workers' Compensation
20532	CLARENDON NATL INS CO	TX	7/21/1941	10/18/1952	\$ 768,337,299	\$ 245,172,187	\$ 23,164,544	Marine and Transportation; Property; Surety Including Fidelity; Casualty, Including Workers' Compensation; Disability, Excluding Managed Care
28860	CLEAR BLUE INS CO	TX	1/28/1987	10/10/1996	\$ 312,116,265	\$ 169,206,846	\$ 6,657,580	Disability, Excluding Managed Care; Property; Surety Including Fidelity; Casualty, Excluding Workers' Compensation; Marine and Transportation
15563	CLEAR SPRING PROP & CAS CO	IN	7/26/1986	12/17/1987	\$ 658,474,855	\$ 194,916,337	\$ 1,717,490	Casualty, Including Workers' Compensation; Property; Disability, Excluding Managed Care; Surety Including Fidelity; Marine and Transportation
33480	CLERMONT INS CO	IA	1/1/1977	12/23/1998	\$ 29,889,077	\$ 26,106,342	\$ 101,354	Casualty, Excluding Workers' Compensation; Surety Including Fidelity; Marine and Transportation; Property
16203	CM SELECT INS CO	WI	5/4/2017	9/9/2019	\$ 46,972,707	\$ 29,359,924	\$ (422,823)	Marine and Transportation; Property; Casualty, Excluding Workers' Compensation
29530	COALITION INS CO	NY	9/17/1986	3/20/1991	\$ 73,817,810	\$ 50,828,709	\$ 74,803	Property; Casualty, Excluding Workers' Compensation; Marine and Transportation
31887	COFACE N AMER INS CO	MA	10/7/1974	12/17/2008	\$ 179,735,090	\$ 66,344,243	\$ 11,760,920	Surety Including Fidelity; Casualty, Excluding Workers' Compensation; Property; Marine and Transportation
36552	COLISEUM REINS CO	DE	1/9/1978	10/5/1987	\$ 254,514,599	\$ 161,576,113	\$ (177,152)	Property; Casualty, Excluding Workers' Compensation; Marine and Transportation; Surety Including Fidelity; Disability, Excluding Managed Care
34347	COLONIAL AMER CAS & SURETY CO	IL	5/24/1977	10/15/1996	\$ 18,889,333	\$ 17,844,130	\$ 233,410	Casualty, Excluding Workers' Compensation; Surety Including Fidelity; Marine and Transportation; Property
10758	COLONIAL SURETY CO	PA	3/19/1930	11/22/2002	\$ 108,269,487	\$ 69,924,417	\$ 9,763,157	Surety Including Fidelity; Property; Casualty, Including Workers' Compensation; Marine and Transportation
36927	COLONY SPECIALTY INS CO	IL	12/20/1978	3/2/2000	\$ 96,762,138	\$ 26,314,086	\$ 644,630	Marine and Transportation; Property; Casualty, Excluding Workers' Compensation
41785	COLORADO CAS INS CO	NH	4/24/1980	8/12/1994	\$ 16,084,103	\$ 15,912,440	\$ 201,600	Casualty, Excluding Workers' Compensation; Marine and Transportation; Property
27812	COLUMBIA INS CO	NE	1/28/1970	9/6/1973	\$ 47,827,322,347	\$ 39,834,237,960	\$ 1,817,392,083	Surety Including Fidelity; Property; Casualty, Excluding Workers' Compensation; Marine and Transportation
40371	COLUMBIA MUT INS CO	MO	6/3/1940	10/29/1991	\$ 449,722,707	\$ 215,189,439	\$ 12,090,983	Marine and Transportation; Surety Including Fidelity; Casualty, Excluding Workers' Compensation; Property
19410	COMMERCE & INDUSTRY INS CO	NY	12/6/1957	7/19/1965	\$ 1,867,132,850	\$ 468,490,904	\$ 43,176,655	Property; Casualty, Including Workers' Compensation; Surety Including Fidelity; Marine and Transportation
12177	COMPWEST INS CO	CA	4/28/2004	7/1/2007	\$ 228,040,505	\$ 155,039,448	\$ (500,713)	Casualty, Including Workers' Compensation

COCODE	COMPANY NAME	STATE OF DOMICILE	INCORPORATED DATE	IDAHO LICENSE DATE	TOTAL ASSETS	CAPITAL AND SURPLUS	NET INCOME	LINE(S) OF BUSINESS
10891	CONCERT INS CO	IL	12/15/1982	11/20/2003	\$ 54,374,827	\$ 31,028,466	\$ (113,967)	Property; Marine and Transportation; Surety Including Fidelity; Casualty, Excluding Workers' Compensation
32190	CONSTITUTION INS CO	NY	2/10/1992	12/16/1993	\$ 39,446,390	\$ 21,658,736	\$ 2,486,871	Casualty, Including Workers' Compensation; Surety Including Fidelity; Property; Marine and Transportation
10204	CONSUMERS INS USA INC	OH	7/27/1994	11/19/2009	\$ 94,718,712	\$ 38,976,508	\$ 1,181,251	Casualty, Excluding Workers' Compensation; Property; Marine and Transportation
20443	CONTINENTAL CAS CO	IL	11/29/1897	6/30/1948	\$ 47,813,336,050	\$ 10,946,238,241	\$ 1,105,662,183	Property; Casualty, Including Workers' Compensation; Surety Including Fidelity; Disability, Excluding Managed Care; Marine and Transportation
39551	CONTINENTAL HERITAGE INS CO	FL	3/11/1980	11/26/1985	\$ 37,738,480	\$ 25,051,046	\$ 1,351,935	Surety Including Fidelity
28258	CONTINENTAL IND CO	NM	12/9/1986	10/27/1992	\$ 739,782,656	\$ 117,609,553	\$ 46,914	Casualty, Excluding Workers' Compensation; Property; Marine and Transportation
35289	CONTINENTAL INS CO	PA	01/07/1853	12/31/1977	\$ 2,108,308,726	\$ 1,951,608,827	\$ 66,462,218	Property; Marine and Transportation; Disability, Excluding Managed Care; Surety Including Fidelity; Casualty, Including Workers' Compensation
10804	CONTINENTAL WESTERN INS CO	IA	7/1/1907	12/4/1970	\$ 201,592,231	\$ 108,075,920	\$ 3,733,604	Property; Surety Including Fidelity; Casualty, Including Workers' Compensation; Marine and Transportation
37206	CONTRACTORS BONDING & INS CO	IL	9/24/1979	4/2/1984	\$ 261,796,126	\$ 118,825,468	\$ 10,275,879	Surety Including Fidelity; Casualty, Excluding Workers' Compensation; Property; Marine and Transportation
11860	COPIC INS CO	CO	4/11/1984	12/31/2001	\$ 663,366,354	\$ 281,038,556	\$ (8,646,072)	Casualty, Excluding Workers' Compensation
13210	COPPERPOINT CAS INS CO	AZ	11/19/2008	11/14/2023	\$ 11,779,214	\$ 10,595,093	\$ 47,766	Property; Casualty, Including Workers' Compensation; Marine and Transportation
13928	COPPERPOINT IND INS CO	AZ	8/17/2010	11/28/2021	\$ 16,902,809	\$ 11,181,986	\$ (452,136)	Casualty, Including Workers' Compensation; Surety Including Fidelity; Marine and Transportation; Property
12741	COPPERPOINT PREMIER INS CO	AZ	6/28/2006	11/16/2023	\$ 21,894,647	\$ 21,210,416	\$ (1,214,642)	Casualty, Including Workers' Compensation; Marine and Transportation; Property
10499	COREPOINTE INS CO	DE	12/29/1964	6/27/1968	\$ 28,662,849	\$ 26,732,490	\$ 586,087	Property; Marine and Transportation; Surety Including Fidelity; Casualty, Excluding Workers' Compensation
20982	COUNTRY CAS INS CO	IL	1/23/1964	1/29/1999	\$ 91,101,773	\$ 73,916,774	\$ 707,715	Property; Marine and Transportation; Surety Including Fidelity; Casualty, Excluding Workers' Compensation
20990	COUNTRY MUT INS CO	IL	10/26/1925	1/29/1999	\$ 6,881,572,024	\$ 3,470,364,942	\$ (159,889,658)	Property; Casualty, Excluding Workers' Compensation; Surety Including Fidelity; Marine and Transportation
21008	COUNTRY PREF INS CO	IL	5/19/1953	10/19/1967	\$ 351,559,762	\$ 95,107,030	\$ 3,041,371	Casualty, Excluding Workers' Compensation; Marine and Transportation; Surety Including Fidelity; Property
26492	COURTESY INS CO	FL	12/21/1987	8/18/1998	\$ 1,275,884,527	\$ 641,531,733	\$ 21,357,336	Marine and Transportation; Property; Surety Including Fidelity
18961	CRESTBROOK INS CO	OH	7/9/1985	1/8/2014	\$ 271,705,308	\$ 79,847,969	\$ 1,406,140	Casualty, Including Workers' Compensation; Marine and Transportation; Property; Surety Including Fidelity
16070	CRONUS INS CO	TX	11/2/2016	6/17/2021	\$ 61,409,626	\$ 49,348,181	\$ 6,597,373	Surety Including Fidelity; Casualty, Excluding Workers' Compensation; Marine and Transportation; Property
31348	CRUM & FORSTER IND CO	DE	12/2/1987	12/29/2003	\$ 93,969,885	\$ 28,659,356	\$ 1,609,989	Surety Including Fidelity; Casualty, Including Workers' Compensation; Property; Marine and Transportation
42471	CRUM & FORSTER INS CO	NJ	3/1/1983	11/16/2023	\$ 92,504,778	\$ 29,718,901	\$ 1,577,962	Property; Casualty, Including Workers' Compensation; Surety Including Fidelity; Marine and Transportation
10921	CSAA FIRE & CAS INS CO	IN	10/10/1997	5/20/2004	\$ 239,979,519	\$ 60,554,034	\$ 6,062,046	Marine and Transportation; Property; Casualty, Excluding Workers' Compensation

COCODE	COMPANY NAME	STATE OF DOMICILE	INCORPORATED DATE	IDAHO LICENSE DATE	TOTAL ASSETS	CAPITAL AND SURPLUS	NET INCOME	LINE(S) OF BUSINESS
37770	CSAA GEN INS CO	IN	6/25/1987	8/7/2002	\$ 270,488,843	\$ 164,866,693	\$ 5,982,124	Marine and Transportation; Property; Casualty, Excluding Workers' Compensation
18953	CSE SAFEGUARD INS CO	CA	4/20/1984	3/1/1988	\$ 51,625,934	\$ 10,677,066	\$ (18,959,867)	Property; Casualty, Excluding Workers' Compensation; Marine and Transportation; Surety Including Fidelity
10847	CUMIS INS SOCIETY INC	IA	5/25/1960	1/25/1963	\$ 2,803,022,523	\$ 1,103,671,259	\$ 66,742,910	Surety Including Fidelity; Disability, Excluding Managed Care; Property; Casualty, Excluding Workers' Compensation; Marine and Transportation
10855	CYPRESS INS CO	CA	10/17/1962	7/1/1997	\$ 2,365,779,628	\$ 1,219,553,147	\$ 95,506,867	Casualty, Including Workers' Compensation
21164	DAIRYLAND INS CO	WI	1/8/1953	9/3/1965	\$ 1,723,565,436	\$ 460,298,161	\$ 27,918,044	Marine and Transportation; Property; Surety Including Fidelity; Disability, Excluding Managed Care; Casualty, Excluding Workers' Compensation
10863	DAKOTA FIRE INS CO	ND	8/23/1957	8/17/1992	\$ 80,161,944	\$ 78,632,309	\$ 2,132,558	Marine and Transportation; Surety Including Fidelity; Casualty, Excluding Workers' Compensation; Property
34924	DAKOTA TRUCK UNDERWRITERS	SD	11/20/1989	11/1/2010	\$ 234,096,240	\$ 105,283,292	\$ 9,445,874	Surety Including Fidelity; Casualty, Including Workers' Compensation; Property
16705	DEALERS ASSUR CO	OH	8/2/1935	11/16/2001	\$ 330,512,023	\$ 128,872,484	\$ 9,545,188	Property; Casualty, Excluding Workers' Compensation
40975	DENTISTS INS CO	CA	11/1/1979	11/22/2002	\$ 382,576,253	\$ 183,878,289	\$ 4,291,749	Property; Casualty, Excluding Workers' Compensation
42587	DEPOSITORS INS CO	IA	8/24/1983	12/18/1987	\$ 190,452,856	\$ 42,185,741	\$ 849,616	Property; Casualty, Including Workers' Compensation; Marine and Transportation
12718	DEVELOPERS SURETY & IND CO	CA	10/10/1936	8/12/1988	\$ 738,831,904	\$ 160,948,876	\$ (64,910)	Surety Including Fidelity; Casualty, Excluding Workers' Compensation; Marine and Transportation; Property
42048	DIAMOND STATE INS CO	IN	2/20/1981	8/14/1991	\$ 236,041,712	\$ 70,419,755	\$ 9,881,351	Marine and Transportation; Casualty, Excluding Workers' Compensation; Surety Including Fidelity; Property
34711	DIGITAL ADVANTAGE INS CO	DE	1/1/1989	1/28/2022	\$ 223,854,271	\$ 42,199,934	\$ 6,075,679	Surety Including Fidelity; Property; Marine and Transportation; Casualty, Excluding Workers' Compensation
23736	DIRECT NATL INS CO	NC	10/31/2000	9/14/1959	\$ 8,678,036	\$ 5,657,607	\$ 78,521	Casualty, Excluding Workers' Compensation
34495	DOCTORS CO AN INTERINS EXCH	CA	4/15/1976	9/28/1989	\$ 5,234,374,785	\$ 2,876,763,270	\$ 156,341,407	Casualty, Excluding Workers' Compensation; Marine and Transportation; Disability, Excluding Managed Care; Property
33499	DORINCO REINS CO	MI	3/8/1977	8/16/1991	\$ 1,934,550,344	\$ 658,144,992	\$ 61,219,847	Marine and Transportation; Property; Surety Including Fidelity; Casualty, Excluding Workers' Compensation
27804	DRIVE INS CO	OH	7/23/1970	9/25/1981	\$ 288,889,886	\$ 73,846,874	\$ (494,348)	Surety Including Fidelity; Marine and Transportation; Casualty, Excluding Workers' Compensation; Property
12890	EAGLE W INS CO	CA	10/14/1960	10/19/2006	\$ 178,402,932	\$ 50,932,330	\$ 4,364,642	Property; Marine and Transportation; Casualty, Excluding Workers' Compensation
28649	EASTERN ATLANTIC INS CO	PA	8/12/1985	3/1/2014	\$ 98,632,562	\$ 45,736,546	\$ 1,011,324	Property; Surety Including Fidelity; Casualty, Excluding Workers' Compensation; Marine and Transportation
14702	EASTGUARD INS CO	NE	02/23/1827	1/1/2004	\$ 382,181,726	\$ 102,904,611	\$ (3,602,898)	Casualty, Including Workers' Compensation; Marine and Transportation; Surety Including Fidelity; Property
22926	ECONOMY FIRE & CAS CO	IL	1/30/1935	7/8/1988	\$ 427,711,174	\$ 339,834,364	\$ 8,425,999	Casualty, Excluding Workers' Compensation; Property; Disability, Excluding Managed Care; Surety Including Fidelity; Marine and Transportation
38067	ECONOMY PREFERRED INS CO	IL	5/29/1979	7/8/1988	\$ 43,896,696	\$ 24,058,341	\$ 685,207	Surety Including Fidelity; Marine and Transportation; Disability, Excluding Managed Care; Property; Casualty, Excluding Workers' Compensation

COCODE	COMPANY NAME	STATE OF DOMICILE	INCORPORATED DATE	IDAHO LICENSE DATE	TOTAL ASSETS	CAPITAL AND SURPLUS	NET INCOME	LINE(S) OF BUSINESS
40649	ECONOMY PREMIER ASSUR CO	IL	12/15/1980	7/8/1988	\$ 67,928,952	\$ 47,340,237	\$ 1,221,715	Casualty, Excluding Workers' Compensation; Marine and Transportation; Property
21261	ELECTRIC INS CO	MA	4/21/1966	11/7/1972	\$ 919,461,013	\$ 336,124,709	\$ (4,556,945)	Disability, Excluding Managed Care; Marine and Transportation; Property; Surety Including Fidelity; Casualty, Including Workers' Compensation
25186	EMC PROP & CAS INS CO	IA	6/16/1953	7/18/2018	\$ 20,537,362	\$ 20,227,776	\$ 855,292	Marine and Transportation; Property; Casualty, Including Workers' Compensation
21407	EMCASCO INS CO	IA	12/9/1958	5/31/2013	\$ 171,754,385	\$ 168,705,422	\$ 5,067,202	Marine and Transportation; Property; Surety Including Fidelity; Casualty, Including Workers' Compensation
21326	EMPIRE FIRE & MARINE INS CO	IL	3/16/1954	12/19/1957	\$ 47,509,519	\$ 38,497,903	\$ 643,543	Surety Including Fidelity; Casualty, Excluding Workers' Compensation; Marine and Transportation; Property; Disability, Excluding Managed Care
25402	EMPLOYERS ASSUR CO	FL	11/14/1979	3/1/2011	\$ 809,737,248	\$ 224,514,367	\$ 25,802,231	Casualty, Including Workers' Compensation
11512	EMPLOYERS COMPENSATION INS CO	CA	5/16/2002	7/3/2003	\$ 605,608,995	\$ 218,871,591	\$ 23,363,133	Casualty, Including Workers' Compensation
10640	EMPLOYERS INS CO OF NV	NV	12/1/1999	6/1/2008	\$ 359,788,299	\$ 250,405,433	\$ 11,608,886	Casualty, Including Workers' Compensation
21458	EMPLOYERS INS CO OF WAUSAU	WI	8/21/1911	5/24/1940	\$ 8,698,430,361	\$ 1,834,524,123	\$ 43,896,021	Property; Casualty, Including Workers' Compensation; Surety Including Fidelity; Disability, Excluding Managed Care; Marine and Transportation
21415	EMPLOYERS MUT CAS CO	IA	4/24/1911	12/16/1941	\$ 5,330,149,439	\$ 1,570,343,467	\$ (35,353,187)	Surety Including Fidelity; Marine and Transportation; Property; Casualty, Including Workers' Compensation
10346	EMPLOYERS PREFERRED INS CO	FL	1/1/1982	10/1/2010	\$ 1,123,774,570	\$ 232,163,216	\$ 27,324,010	Casualty, Including Workers' Compensation
37095	ENACT FINANCIAL ASSUR CORP	NC	6/12/1992	11/9/2007	\$ 10,260,999	\$ 10,207,073	\$ 98,923	Casualty, Excluding Workers' Compensation
38458	ENACT MORTGAGE INS CORP	NC	5/12/1980	4/7/1981	\$ 5,753,361,461	\$ 939,565,150	\$ 660,499,805	Mortgage Guaranty
16675	ENACT MORTGAGE INS CORP OF NC	NC	2/20/1961	10/15/1981	\$ 45,311,400	\$ 35,786,703	\$ 4,227,601	Mortgage Guaranty
15130	ENCOMPASS IND CO	IL	1/25/1984	12/5/2002	\$ 10,612,722	\$ 8,337,454	\$ 159,906	Surety Including Fidelity; Marine and Transportation; Casualty, Excluding Workers' Compensation; Property
10641	ENDURANCE AMER INS CO	DE	3/21/1996	11/10/1997	\$ 1,324,174,131	\$ 1,103,224,505	\$ 17,118,294	Marine and Transportation; Property; Casualty, Including Workers' Compensation; Surety Including Fidelity
11551	ENDURANCE ASSUR CORP	DE	9/5/2002	1/30/2008	\$ 17,439,061,397	\$ 4,389,897,594	\$ 349,882,479	Surety Including Fidelity; Marine and Transportation; Disability, Excluding Managed Care; Casualty, Including Workers' Compensation; Property
43630	ENDURANCE RISK SOLUTIONS ASSUR CO	DE	6/6/1986	12/14/1987	\$ 308,378,262	\$ 251,114,082	\$ 6,370,922	Casualty, Excluding Workers' Compensation; Surety Including Fidelity; Property; Marine and Transportation
11232	ENUMCLAW PROP & CAS INS CO	OR	11/27/2001	10/30/2003	\$ 9,001,190	\$ 8,850,083	\$ 165,565	Property; Surety Including Fidelity; Marine and Transportation; Casualty, Excluding Workers' Compensation
28746	EQUITY INS CO	TX	1/1/1965	1/28/2005	\$ 169,291,764	\$ 33,740,898	\$ 5,176,685	Casualty, Excluding Workers' Compensation; Marine and Transportation; Property
13634	ESSENT GUAR INC	PA	11/14/2008	2/2/2010	\$ 3,637,249,755	\$ 1,004,104,302	\$ 431,265,745	Mortgage Guaranty
37915	ESSENTIA INS CO	MO	4/27/1979	11/30/1982	\$ 158,391,097	\$ 34,292,840	\$ 1,537,523	Marine and Transportation; Property; Casualty, Excluding Workers' Compensation
25712	ESURANCE INS CO	IL	12/1/1933	9/8/2014	\$ 204,325,655	\$ 156,531,031	\$ 2,301,098	Casualty, Excluding Workers' Compensation; Marine and Transportation; Property
21741	ESURANCE INS CO OF NJ	IL	10/22/1919	5/23/1940	\$ 23,564,189	\$ 11,909,218	\$ 277,338	Surety Including Fidelity; Property; Marine and Transportation; Casualty, Including Workers' Compensation

COCODE	COMPANY NAME	STATE OF DOMICILE	INCORPORATED DATE	IDAHO LICENSE DATE	TOTAL ASSETS	CAPITAL AND SURPLUS	NET INCOME	LINE(S) OF BUSINESS
30210	ESURANCE PROP & CAS INS CO	IL	10/22/1987	11/20/2012	\$ 168,651,424	\$ 28,723,679	\$ 2,283,753	Marine and Transportation; Property; Casualty, Excluding Workers' Compensation
20516	EULER HERMES N AMER INS CO	MD	04/28/1893	11/30/2006	\$ 1,116,165,939	\$ 335,974,806	\$ 88,338,847	Surety Including Fidelity; Casualty, Excluding Workers' Compensation
16044	EVEREST DENALI INS CO	DE	6/7/2016	11/7/2017	\$ 192,134,150	\$ 16,258,838	\$ 737,955	Casualty, Including Workers' Compensation; Property; Marine and Transportation
10120	EVEREST NATL INS CO	DE	11/12/1985	12/17/1987	\$ 1,561,100,320	\$ 204,773,860	\$ (51,536,650)	Disability, Excluding Managed Care; Casualty, Including Workers' Compensation; Property; Marine and Transportation; Surety Including Fidelity
16045	EVEREST PREMIER INS CO	DE	6/7/2016	11/7/2017	\$ 247,660,745	\$ 22,517,152	\$ 372,549	Property; Casualty, Including Workers' Compensation; Marine and Transportation
26921	EVEREST REINS CO	DE	6/13/1973	9/15/1976	\$ 26,275,868,394	\$ 6,963,363,649	\$ 876,698,227	Casualty, Including Workers' Compensation; Disability, Excluding Managed Care; Property; Surety Including Fidelity; Marine and Transportation
12750	EVERGREEN NATL IND CO	OH	12/30/1939	10/3/1983	\$ 66,919,444	\$ 45,275,379	\$ 3,987,034	Marine and Transportation; Casualty, Excluding Workers' Compensation; Surety Including Fidelity; Property
24961	EVERSPAN INS CO	AZ	1/11/1968	9/4/1969	\$ 97,739,885	\$ 54,921,187	\$ (2,181,758)	Casualty, Excluding Workers' Compensation; Marine and Transportation; Disability, Excluding Managed Care; Surety Including Fidelity; Property
10003	EXCESS SHARE INS CORP	OH	8/17/1993	12/13/1995	\$ 90,581,568	\$ 25,763,739	\$ 468,792	Casualty, Excluding Workers' Compensation
35181	EXECUTIVE RISK IND INC	DE	9/23/1977	2/7/1995	\$ 7,571,259,941	\$ 1,850,731,163	\$ 289,804,845	Property; Marine and Transportation; Surety Including Fidelity; Casualty, Including Workers' Compensation; Disability, Excluding Managed Care
40029	EXPLORER INS CO	CA	12/8/1981	5/31/1991	\$ 864,249,711	\$ 232,125,428	\$ 396,290	Marine and Transportation; Surety Including Fidelity; Property; Casualty, Including Workers' Compensation
21482	FACTORY MUT INS CO	RI	10/31/1835	6/30/1968	\$ 29,272,851,760	\$ 21,340,099,737	\$ 1,595,961,887	Marine and Transportation; Casualty, Excluding Workers' Compensation; Property; Surety Including Fidelity
35157	FAIR AMER INS & REINS CO	NY	9/8/1985	10/9/1979	\$ 299,566,643	\$ 210,710,570	\$ 11,489,445	Disability, Excluding Managed Care; Casualty, Excluding Workers' Compensation; Surety Including Fidelity; Marine and Transportation; Property
31925	FALLS LAKE NATL INS CO	OH	2/6/1974	9/29/1980	\$ 2,221,881,446	\$ 233,298,489	\$ 6,730,120	Surety Including Fidelity; Disability, Excluding Managed Care; Marine and Transportation; Casualty, Including Workers' Compensation; Property
13765	FARM BUREAU MUT INS CO OF ID	ID	4/27/1947	5/1/1947	\$ 680,559,474	\$ 339,256,217	\$ 7,370,965	Disability, Excluding Managed Care; Marine and Transportation; Surety Including Fidelity; Casualty, Including Workers' Compensation; Property
19194	FARMERS ALLIANCE MUT INS CO	KS	07/20/1888	10/30/1974	\$ 422,648,811	\$ 211,374,891	\$ (16,808,677)	Property; Surety Including Fidelity; Casualty, Excluding Workers' Compensation; Marine and Transportation
40169	FARMERS CAS INS CO	RI	10/7/1981	1/9/1986	\$ 104,982,525	\$ 76,153,491	\$ 2,024,788	Casualty, Excluding Workers' Compensation; Marine and Transportation; Property
25321	FARMERS DIRECT PROP & CAS INS CO	RI	5/24/1949	5/2/1968	\$ 76,140,535	\$ 53,529,199	\$ 1,502,080	Surety Including Fidelity; Property; Disability, Excluding Managed Care; Marine and Transportation; Casualty, Excluding Workers' Compensation
34339	FARMERS GRP PROP & CAS INS CO	RI	12/10/1976	10/7/1980	\$ 325,550,271	\$ 288,163,064	\$ 8,182,740	Casualty, Excluding Workers' Compensation; Property

COCODE	COMPANY NAME	STATE OF DOMICILE	INCORPORATED DATE	IDAHO LICENSE DATE	TOTAL ASSETS	CAPITAL AND SURPLUS	NET INCOME	LINE(S) OF BUSINESS
21601	FARMERS INS CO OF ID	ID	10/29/1969	12/10/1969	\$ 223,921,113	\$ 66,887,319	\$ (4,385,402)	Casualty, Including Workers' Compensation; Disability, Excluding Managed Care; Marine and Transportation; Surety Including Fidelity; Property
21652	FARMERS INS EXCH	CA	3/28/1928	1/1/1930	\$ 23,677,662,493	\$ 4,450,245,718	\$ (652,927,537)	Surety Including Fidelity; Disability, Excluding Managed Care; Property; Marine and Transportation; Casualty, Including Workers' Compensation
13897	FARMERS MUT HAIL INS CO OF IA	IA	03/04/1893	6/19/1958	\$ 1,158,367,764	\$ 471,480,172	\$ (16,899,231)	Marine and Transportation; Casualty, Excluding Workers' Compensation; Property
26298	FARMERS PROP & CAS INS CO	RI	8/31/1972	4/16/1973	\$ 5,095,753,396	\$ 2,384,481,390	\$ 181,798,015	Casualty, Excluding Workers' Compensation; Surety Including Fidelity; Property; Disability, Excluding Managed Care; Marine and Transportation
28436	FARMERS UNION MUT INS CO	MT	12/4/1959	3/20/2007	\$ 87,186,102	\$ 44,185,721	\$ 1,360,179	Marine and Transportation; Property; Casualty, Excluding Workers' Compensation
41483	FARMINGTON CAS CO	CT	8/24/1982	7/8/1983	\$ 1,328,820,685	\$ 289,233,513	\$ 26,883,112	Casualty, Including Workers' Compensation; Surety Including Fidelity; Marine and Transportation; Disability, Excluding Managed Care; Property
10178	FCCI INS CO	FL	11/18/1994	3/9/2022	\$ 2,734,456,608	\$ 908,425,104	\$ 46,507,628	Surety Including Fidelity
20281	FEDERAL INS CO	IN	2/15/1901	3/28/1940	\$ 20,116,355,300	\$ 4,811,671,966	\$ 972,206,398	Property; Casualty, Including Workers' Compensation; Surety Including Fidelity; Disability, Excluding Managed Care; Marine and Transportation
13935	FEDERATED MUT INS CO	MN	8/1/1904	4/1/1921	\$ 9,637,824,824	\$ 5,099,292,672	\$ 327,891,886	Property; Surety Including Fidelity; Casualty, Including Workers' Compensation; Marine and Transportation; Disability, Excluding Managed Care
16024	FEDERATED RESERVE INS CO	MN	6/24/2016	9/4/2019	\$ 175,467,598	\$ 75,660,263	\$ 5,918,103	Marine and Transportation; Surety Including Fidelity; Casualty, Including Workers' Compensation; Property
11118	FEDERATED RURAL ELECTRIC INS EXCH	KS	5/14/1957	12/10/1979	\$ 707,694,378	\$ 270,604,477	\$ 12,756,196	Marine and Transportation; Casualty, Including Workers' Compensation; Disability, Excluding Managed Care; Property; Surety Including Fidelity
28304	FEDERATED SERV INS CO	MN	6/6/1972	10/22/1974	\$ 638,615,831	\$ 338,971,215	\$ 23,512,670	Surety Including Fidelity; Marine and Transportation; Casualty, Including Workers' Compensation; Property
39306	FIDELITY & DEPOSIT CO OF MD	IL	10/14/1980	12/24/1981	\$ 300,750,002	\$ 220,634,640	\$ 3,550,337	Casualty, Including Workers' Compensation; Property; Marine and Transportation; Surety Including Fidelity
35386	FIDELITY & GUAR INS CO	IA	3/1/1977	3/19/1979	\$ 45,157,994	\$ 18,970,134	\$ 421,749	Property; Casualty, Including Workers' Compensation; Surety Including Fidelity; Marine and Transportation
25879	FIDELITY & GUAR INS UNDERWRITERS INC	WI	7/6/1951	11/17/1955	\$ 171,526,251	\$ 94,770,290	\$ 3,854,862	Marine and Transportation; Casualty, Including Workers' Compensation; Property; Surety Including Fidelity
35009	FINANCIAL CAS & SURETY INC	TX	12/20/1989	10/21/2004	\$ 42,209,585	\$ 24,429,034	\$ 2,814,347	Surety Including Fidelity
19852	FINANCIAL IND CO	IL	12/19/1945	11/22/1961	\$ 42,827,757	\$ 27,007,586	\$ 808,377	Casualty, Excluding Workers' Compensation; Property; Surety Including Fidelity
31453	FINANCIAL PACIFIC INS CO	CA	7/22/1986	6/19/1996	\$ 254,190,203	\$ 88,192,706	\$ (2,703,054)	Surety Including Fidelity; Casualty, Excluding Workers' Compensation; Marine and Transportation; Property
21660	FIRE INS EXCH	CA	11/10/1942	6/20/1943	\$ 3,241,919,202	\$ 909,599,483	\$ (59,867,952)	Casualty, Including Workers' Compensation; Marine and Transportation; Surety Including Fidelity; Property
21873	FIREMANS FUND INS CO	IL	09/09/1864	9/19/1918	\$ 2,130,423,493	\$ 1,383,127,708	\$ (3,109,571)	Surety Including Fidelity; Disability, Excluding Managed Care; Property; Marine and Transportation; Casualty, Including Workers' Compensation

COCODE	COMPANY NAME	STATE OF DOMICILE	INCORPORATED DATE	IDAHO LICENSE DATE	TOTAL ASSETS	CAPITAL AND SURPLUS	NET INCOME	LINE(S) OF BUSINESS
21784	FIREMENS INS CO OF WASHINGTON DC	DE	03/03/1837	3/1/2007	\$ 118,847,271	\$ 37,736,704	\$ 597,935	Marine and Transportation; Property; Casualty, Including Workers' Compensation; Surety Including Fidelity
37710	FIRST AMER PROP & CAS INS CO	CA	10/17/1977	3/19/1991	\$ 32,452,501	\$ 20,368,816	\$ (2,283,101)	Casualty, Excluding Workers' Compensation; Property; Marine and Transportation
29980	FIRST COLONIAL INS CO	FL	2/17/1987	4/23/1998	\$ 296,319,967	\$ 132,301,292	\$ (4,108,567)	Casualty, Excluding Workers' Compensation; Marine and Transportation
10351	FIRST DAKOTA IND CO	SD	9/28/1995	11/1/2010	\$ 107,078,093	\$ 41,455,803	\$ 3,167,212	Surety Including Fidelity; Casualty, Including Workers' Compensation
11177	FIRST FIN INS CO	IL	4/29/1970	9/9/1977	\$ 742,549,040	\$ 550,747,080	\$ 33,992,727	Surety Including Fidelity; Casualty, Excluding Workers' Compensation; Marine and Transportation; Property
33588	FIRST LIBERTY INS CORP	IL	6/16/1989	5/23/1991	\$ 20,778,026	\$ 20,209,798	\$ 293,951	Disability, Excluding Managed Care; Casualty, Including Workers' Compensation; Property; Marine and Transportation; Surety Including Fidelity
24724	FIRST NATL INS CO OF AMER	NH	10/10/1928	11/20/1928	\$ 65,174,236	\$ 64,308,998	\$ 1,292,669	Casualty, Including Workers' Compensation; Property; Surety Including Fidelity; Marine and Transportation
27626	FIRSTCOMP INS CO	NE	12/17/1986	8/3/1992	\$ 264,813,018	\$ 68,278,008	\$ (8,970,568)	Casualty, Excluding Workers' Compensation
11054	FLETCHER REINS CO	MO	8/18/2000	2/23/2004	\$ 8,006,261	\$ 7,923,493	\$ (18,129,421)	Disability, Excluding Managed Care; Marine and Transportation; Property; Casualty, Including Workers' Compensation
40398	FLORIDA CAS INS CO	FL	10/6/1981	1/29/1992	\$ 10,263,967	\$ 10,159,617	\$ (88,160)	Casualty, Excluding Workers' Compensation; Disability, Excluding Managed Care; Surety Including Fidelity; Marine and Transportation; Property
13978	FLORISTS MUT INS CO	WI	06/01/1887	10/3/1988	\$ 160,233,383	\$ 37,115,525	\$ 1,162,230	Surety Including Fidelity; Property; Marine and Transportation; Casualty, Including Workers' Compensation
36781	FMH AG RISK INS CO	IA	2/8/1979	12/6/1991	\$ 124,001,002	\$ 110,293,488	\$ 2,576,775	Disability, Excluding Managed Care; Casualty, Excluding Workers' Compensation; Property
11185	FOREMOST INS CO GRAND RAPIDS MI	MI	5/20/1952	9/2/1957	\$ 3,730,435,621	\$ 1,966,062,974	\$ 507,494,909	Casualty, Including Workers' Compensation; Marine and Transportation; Property; Surety Including Fidelity; Disability, Excluding Managed Care
11800	FOREMOST PROP & CAS INS CO	MI	4/27/1984	7/2/1992	\$ 78,209,828	\$ 20,222,708	\$ 406,231	Marine and Transportation; Property; Surety Including Fidelity; Casualty, Including Workers' Compensation
41513	FOREMOST SIGNATURE INS CO	MI	9/7/1982	3/1/2012	\$ 34,293,460	\$ 21,256,065	\$ 78,270	Marine and Transportation; Casualty, Including Workers' Compensation; Property
26794	FORTITUDE CAS INS CO	OH	5/15/1986	3/8/2007	\$ 8,090,451	\$ 8,079,780	\$ 362,570	Surety Including Fidelity; Casualty, Excluding Workers' Compensation
10801	FORTRESS INS CO	IL	5/22/1997	8/20/2002	\$ 167,802,951	\$ 82,795,041	\$ 6,952,530	Casualty, Excluding Workers' Compensation
11600	FRANK WINSTON CRUM INS CO	FL	1/23/2003	11/1/2013	\$ 252,114,132	\$ 60,707,151	\$ 864,122	Casualty, Including Workers' Compensation
13986	FRANKENMUTH INS CO	MI	9/15/1921	6/7/1999	\$ 1,835,584,935	\$ 794,960,539	\$ (23,381,953)	Property; Surety Including Fidelity; Marine and Transportation; Casualty, Excluding Workers' Compensation
22209	FREEDOM SPECIALTY INS CO	OH	5/21/1929	12/10/1959	\$ 85,419,811	\$ 25,667,705	\$ 690,907	Property; Marine and Transportation; Surety Including Fidelity; Casualty, Excluding Workers' Compensation
10074	FRONTLINE INS UNLIMITED CO	IL	1/7/1994	7/8/1996	\$ 177,248,901	\$ 62,631,945	\$ 20,838,894	Casualty, Excluding Workers' Compensation; Property; Marine and Transportation
21253	GARRISON PROP & CAS INS CO	TX	12/1/1900	10/25/2004	\$ 4,838,321,802	\$ 1,431,885,322	\$ 27,107,119	Property; Casualty, Excluding Workers' Compensation; Marine and Transportation

COCODE	COMPANY NAME	STATE OF DOMICILE	INCORPORATED DATE	IDAHO LICENSE DATE	TOTAL ASSETS	CAPITAL AND SURPLUS	NET INCOME	LINE(S) OF BUSINESS
28339	GATEWAY INS CO	IL	5/21/1986	7/21/1997	\$ 65,908,623	\$ 3,065,461	\$ (9,654,990)	Property; Marine and Transportation; Casualty, Excluding Workers' Compensation
14138	GEICO ADVANTAGE INS CO	NE	6/13/2011	7/30/2012	\$ 165,634,293	\$ 165,043,723	\$ 366,066,021	Casualty, Excluding Workers' Compensation; Property
41491	GEICO CAS CO	NE	8/31/1982	4/24/1984	\$ 328,689,114	\$ 322,225,592	\$ 277,574,314	Marine and Transportation; Casualty, Excluding Workers' Compensation; Property
14139	GEICO CHOICE INS CO	NE	6/13/2011	7/30/2012	\$ 135,991,998	\$ 135,723,477	\$ 284,860,540	Casualty, Excluding Workers' Compensation, Property
35882	GEICO GEN INS CO	NE	5/15/1934	12/31/1978	\$ 20,142,316,023	\$ 9,404,356,903	\$ (378,855,929)	Casualty, Excluding Workers' Compensation; Marine and Transportation; Property; Surety Including Fidelity
22055	GEICO IND CO	NE	3/22/1961	8/4/1961	\$ 6,203,908,128	\$ 5,195,251,867	\$ 832,909,784	Casualty, Excluding Workers' Compensation; Property
37923	GEICO MARINE INS CO	NE	11/1/1989	12/23/2008	\$ 40,919,941	\$ 22,471,418	\$ (9,192,667)	Casualty, Excluding Workers' Compensation; Property; Marine and Transportation
14137	GEICO SECURE INS CO	NE	6/13/2011	7/30/2012	\$ 72,344,893	\$ 62,598,741	\$ 482,396,753	Casualty, Excluding Workers' Compensation; Property
18457	GEM STATE INS CO	ID	3/10/1910	1/1/1910	\$ 13,275,550	\$ 7,752,685	\$ (773,351)	Marine and Transportation; Property; Casualty, Excluding Workers' Compensation
24414	GENERAL CAS CO OF WI	WI	5/12/1925	1/6/1993	\$ 1,778,213,702	\$ 331,248,497	\$ 8,246,704	Casualty, Including Workers' Compensation; Marine and Transportation; Property; Surety Including Fidelity
24732	GENERAL INS CO OF AMER	NH	3/20/1923	6/9/1923	\$ 131,719,330	\$ 107,074,046	\$ 1,709,911	Surety Including Fidelity; Property; Casualty, Including Workers' Compensation; Marine and Transportation
22039	GENERAL REINS CORP	DE	10/8/1970	4/1/1971	\$ 24,059,009,282	\$ 14,469,129,386	\$ 1,018,737,641	Property; Marine and Transportation; Surety Including Fidelity; Disability, Excluding Managed Care; Casualty, Excluding Workers' Compensation
39322	GENERAL SECURITY NATL INS CO	NY	5/15/1980	11/19/1984	\$ 335,480,365	\$ 191,256,841	\$ 12,601,012	Marine and Transportation; Property; Surety Including Fidelity; Casualty, Excluding Workers' Compensation
11967	GENERAL STAR NATL INS CO	DE	09/10/1864	12/18/1922	\$ 211,285,784	\$ 142,644,664	\$ 9,089,406	Marine and Transportation; Surety Including Fidelity; Casualty, Excluding Workers' Compensation; Property
11231	GENERALI US BRANCH	NY	12/26/1831	11/30/1990	\$ 765,683,941	\$ 244,968,455	\$ 66,823,843	Disability, Excluding Managed Care; Casualty, Excluding Workers' Compensation; Surety Including Fidelity; Property; Marine and Transportation
38962	GENESIS INS CO	DE	4/6/1976	12/30/1987	\$ 168,277,747	\$ 95,294,499	\$ 7,496,881	Property; Casualty, Including Workers' Compensation; Surety Including Fidelity; Disability, Excluding Managed Care; Marine and Transportation
10799	GEOVERA INS CO	CA	3/24/1997	4/19/2005	\$ 170,221,998	\$ 39,563,958	\$ 10,168,602	Casualty, Excluding Workers' Compensation; Property
12254	GLENCAR INS CO	WI	1/20/1956	9/25/2019	\$ 215,723,562	\$ 60,930,763	\$ (2,433,479)	Property; Marine and Transportation; Casualty, Including Workers' Compensation
21032	GLOBAL REINS CORP OF AMER	NY	8/7/1940	8/28/1984	\$ 136,130,911	\$ 70,378,881	\$ (3,215,146)	Property; Casualty, Excluding Workers' Compensation; Marine and Transportation; Surety Including Fidelity
22063	GOVERNMENT EMPLOYEES INS CO	NE	11/30/1937	8/22/1955	\$ 75,608,881,897	\$ 47,031,995,517	\$ 3,226,744,126	Marine and Transportation; Surety Including Fidelity; Casualty, Excluding Workers' Compensation; Property
22101	GRANGE INS ASSN	WA	8/6/1931	5/22/1953	\$ 334,721,207	\$ 142,227,662	\$ 5,094,844	Surety Including Fidelity; Casualty, Excluding Workers' Compensation; Marine and Transportation; Property
26310	GRANITE RE INC	MN	11/13/1986	3/13/2009	\$ 160,828,090	\$ 58,634,864	\$ 5,089,663	Surety Including Fidelity
23809	GRANITE STATE INS CO	IL	06/26/1874	2/10/1928	\$ 34,604,918	\$ 31,576,903	\$ 431,588	Casualty, Including Workers' Compensation; Disability, Excluding Managed Care; Surety Including Fidelity; Property; Marine and Transportation
22128	GRANWEST PROP & CAS	WA	4/2/1959	11/5/1959	\$ 26,623,078	\$ 23,489,584	\$ 511,104	Casualty, Excluding Workers' Compensation; Property; Marine and Transportation
36307	GRAY INS CO	LA	11/18/1977	12/14/1999	\$ 511,846,489	\$ 218,072,819	\$ 22,880,664	Property; Marine and Transportation; Surety Including Fidelity; Casualty, Including Workers' Compensation

COCODE	COMPANY NAME	STATE OF DOMICILE	INCORPORATED DATE	IDAHO LICENSE DATE	TOTAL ASSETS	CAPITAL AND SURPLUS	NET INCOME	LINE(S) OF BUSINESS
26832	GREAT AMER ALLIANCE INS CO	OH	9/11/1945	10/6/1948	\$ 30,918,662	\$ 30,901,804	\$ 947,290	Marine and Transportation; Property; Casualty, Including Workers' Compensation; Surety Including Fidelity
26344	GREAT AMER ASSUR CO	OH	3/23/1905	5/11/1973	\$ 25,800,035	\$ 25,780,545	\$ 806,342	Casualty, Including Workers' Compensation; Property; Surety Including Fidelity; Marine and Transportation
16691	GREAT AMER INS CO	OH	03/07/1872	9/30/1976	\$ 12,791,459,387	\$ 3,187,245,627	\$ 776,322,094	Marine and Transportation; Property; Disability, Excluding Managed Care; Surety Including Fidelity; Casualty, Including Workers' Compensation
22136	GREAT AMER INS CO OF NY	NY	8/22/1947	4/1/1948	\$ 258,359,806	\$ 258,359,694	\$ 8,404,255	Surety Including Fidelity; Casualty, Including Workers' Compensation; Marine and Transportation; Property
31135	GREAT AMER SECURITY INS CO	OH	7/1/1987	3/18/1991	\$ 16,541,661	\$ 16,517,413	\$ 378,875	Property; Marine and Transportation; Surety Including Fidelity; Casualty, Including Workers' Compensation
33723	GREAT AMER SPIRIT INS CO	OH	4/5/1988	9/17/1991	\$ 19,259,216	\$ 19,238,340	\$ 536,458	Casualty, Including Workers' Compensation; Surety Including Fidelity; Property; Disability, Excluding Managed Care; Marine and Transportation
25224	GREAT DIVIDE INS CO	ND	4/29/1986	9/26/1994	\$ 235,670,575	\$ 119,748,046	\$ 4,196,741	Disability, Excluding Managed Care; Property; Casualty, Including Workers' Compensation; Marine and Transportation; Surety Including Fidelity
18694	GREAT MIDWEST INS CO	TX	10/5/1985	9/1/1999	\$ 537,055,142	\$ 308,668,262	\$ 15,453,319	Disability, Excluding Managed Care; Casualty, Including Workers' Compensation; Property; Surety Including Fidelity; Marine and Transportation
20303	GREAT NORTHERN INS CO	IN	6/26/1952	9/4/1969	\$ 630,992,160	\$ 433,796,675	\$ 11,136,259	Property; Marine and Transportation; Surety Including Fidelity; Casualty, Including Workers' Compensation
26654	GREAT NORTHWEST INS CO	MN	9/15/1986	12/8/2006	\$ 31,812,267	\$ 10,235,796	\$ 420,582	Marine and Transportation; Casualty, Excluding Workers' Compensation; Property
12982	GREAT PLAINS CAS INC	IA	6/22/2007	6/25/2021	\$ 38,125,306	\$ 32,813,081	\$ 2,815,023	Property; Casualty, Excluding Workers' Compensation
11371	GREAT WEST CAS CO	NE	3/22/1956	1/14/1965	\$ 2,872,645,882	\$ 808,968,174	\$ 154,129,766	Casualty, Including Workers' Compensation; Property; Surety Including Fidelity; Marine and Transportation
22187	GREATER NY MUT INS CO	NY	8/29/1927	12/24/1963	\$ 2,492,336,758	\$ 844,012,816	\$ 59,348,020	Marine and Transportation; Property; Surety Including Fidelity; Casualty, Including Workers' Compensation
22322	GREENWICH INS CO	DE	2/18/1946	8/25/1955	\$ 14,397,437,385	\$ 3,638,343,040	\$ 557,874,730	Marine and Transportation; Casualty, Including Workers' Compensation; Property; Disability, Excluding Managed Care; Surety Including Fidelity
43974	GREENWOOD INS CO	PA	11/10/1980	1/1/1981	\$ 16,181,606	\$ 8,582,218	\$ (448,175)	Property; Casualty, Excluding Workers' Compensation; Marine and Transportation; Disability, Excluding Managed Care; Surety Including Fidelity
10019	GREYSTONE INS CO	CT	10/19/1993	7/16/1996	\$ 115,171,282	\$ 110,499,938	\$ 5,720,790	Marine and Transportation; Surety Including Fidelity; Disability, Excluding Managed Care; Property; Casualty, Including Workers' Compensation
36650	GUARANTEE CO OF N AMER USA	MI	1/23/1990	10/1/1999	\$ 20,207,093	\$ 20,139,328	\$ 253,625	Surety Including Fidelity
42331	GUIDEONE AMER INS CO	IA	4/8/1983	12/23/1999	\$ 16,008,856	\$ 15,774,001	\$ 359,539	Property; Marine and Transportation; Casualty, Excluding Workers' Compensation; Surety Including Fidelity
42803	GUIDEONE ELITE INS CO	IA	7/19/1983	6/16/1988	\$ 33,244,281	\$ 28,303,429	\$ 551,217	Property; Marine and Transportation; Casualty, Including Workers' Compensation; Surety Including Fidelity

COCODE	COMPANY NAME	STATE OF DOMICILE	INCORPORATED DATE	IDAHO LICENSE DATE	TOTAL ASSETS	CAPITAL AND SURPLUS	NET INCOME	LINE(S) OF BUSINESS
15032	GUIDEONE INS CO	IA	12/26/1946	7/21/1954	\$ 1,533,685,892	\$ 532,175,525	\$ 20,974,798	Surety Including Fidelity; Disability, Excluding Managed Care; Casualty, Including Workers' Compensation; Marine and Transportation; Property
14559	GUIDEONE SPECIALTY INS CO	IA	7/10/1948	11/6/1958	\$ 296,476,848	\$ 69,336,955	\$ (8,576,879)	Property; Casualty, Excluding Workers' Compensation; Marine and Transportation; Surety Including Fidelity
34037	HALLMARK INS CO	AZ	6/20/1988	7/24/1992	\$ 250,555,310	\$ 15,661,449	\$ 23,077,599	Casualty, Excluding Workers' Compensation; Marine and Transportation; Surety Including Fidelity; Property
36064	HANOVER AMER INS CO	NH	6/8/1989	7/5/1996	\$ 39,685,964	\$ 39,663,707	\$ 1,053,156	Property; Marine and Transportation; Surety Including Fidelity; Casualty, Including Workers' Compensation
22292	HANOVER INS CO	NH	10/5/1972	1/1/1973	\$ 10,605,804,054	\$ 2,632,721,690	\$ 123,505,143	Property; Surety Including Fidelity; Casualty, Including Workers' Compensation; Disability, Excluding Managed Care; Marine and Transportation
26433	HARCO NATL INS CO	IL	11/17/1954	12/1/1994	\$ 1,464,270,412	\$ 855,478,672	\$ 6,458,874	Property; Surety Including Fidelity; Casualty, Including Workers' Compensation; Marine and Transportation
23582	HARLEYSVILLE INS CO	OH	6/9/1930	8/18/1987	\$ 132,729,443	\$ 51,489,692	\$ 1,400,558	Surety Including Fidelity; Marine and Transportation; Casualty, Excluding Workers' Compensation; Property
22357	HARTFORD ACCIDENT & IND CO	CT	8/12/1913	7/18/1919	\$ 13,432,465,620	\$ 3,391,304,888	\$ 679,444,722	Disability, Excluding Managed Care; Marine and Transportation; Property; Casualty, Including Workers' Compensation; Surety Including Fidelity
29424	HARTFORD CAS INS CO	IN	3/5/1987	7/1/1987	\$ 2,600,178,701	\$ 912,878,852	\$ 107,110,072	Marine and Transportation; Disability, Excluding Managed Care; Casualty, Including Workers' Compensation; Property; Surety Including Fidelity
19682	HARTFORD FIRE INS CO	CT	05/10/1810	7/29/1919	\$ 26,682,417,633	\$ 11,986,064,664	\$ 1,425,319,866	Surety Including Fidelity; Marine and Transportation; Property; Casualty, Including Workers' Compensation; Disability, Excluding Managed Care
37478	HARTFORD INS CO OF THE MIDWEST	IN	9/11/1979	12/8/1983	\$ 601,350,019	\$ 448,017,746	\$ 19,801,530	Marine and Transportation; Surety Including Fidelity; Property; Casualty, Including Workers' Compensation
11452	HARTFORD STEAM BOIL INSPEC & INS CO	CT	06/30/1866	1/13/1906	\$ 2,231,158,473	\$ 793,197,992	\$ 163,272,955	Casualty, Excluding Workers' Compensation; Property; Marine and Transportation
29890	HARTFORD STEAM BOIL INSPEC INS CO CT	CT	7/22/1988	6/11/2002	\$ 15,691,122	\$ 13,351,470	\$ 154,118	Property; Casualty, Excluding Workers' Compensation; Marine and Transportation
30104	HARTFORD UNDERWRITERS INS CO	CT	12/23/1987	7/1/1988	\$ 1,838,277,060	\$ 612,819,722	\$ 83,387,839	Casualty, Including Workers' Compensation; Property; Surety Including Fidelity; Marine and Transportation
41343	HDI GLOBAL INS CO	IL	3/2/2007	11/6/2008	\$ 965,030,639	\$ 385,120,359	\$ 29,643,002	Marine and Transportation; Property; Surety Including Fidelity; Casualty, Including Workers' Compensation
39527	HERITAGE IND CO	CA	1/25/1979	8/18/1981	\$ 20,507,159	\$ 20,445,477	\$ 410,000	Casualty, Excluding Workers' Compensation; Property; Marine and Transportation; Disability, Excluding Managed Care
35599	HIGHMARK CAS INS CO	PA	6/22/1977	10/14/1997	\$ 319,905,754	\$ 236,746,205	\$ 27,366,344	Casualty, Excluding Workers' Compensation
10200	HISCOX INS CO INC	IL	11/26/1952	10/17/1985	\$ 1,787,363,617	\$ 498,167,705	\$ (16,231,923)	Property; Disability, Excluding Managed Care; Surety Including Fidelity; Marine and Transportation; Casualty, Excluding Workers' Compensation
17221	HOMESITE INS CO	WI	4/3/1985	9/12/1988	\$ 490,764,438	\$ 78,058,138	\$ 188,484	Casualty, Excluding Workers' Compensation; Marine and Transportation; Disability, Excluding Managed Care; Surety Including Fidelity; Property
13927	HOMESITE INS CO OF THE MIDWEST	WI	10/9/1969	8/28/2015	\$ 1,354,957,366	\$ 106,260,490	\$ 1,017,702	Marine and Transportation; Casualty, Excluding Workers' Compensation; Property; Disability, Excluding Managed Care; Surety Including Fidelity

COCODE	COMPANY NAME	STATE OF DOMICILE	INCORPORATED DATE	IDAHO LICENSE DATE	TOTAL ASSETS	CAPITAL AND SURPLUS	NET INCOME	LINE(S) OF BUSINESS
22578	HORACE MANN INS CO	IL	9/23/1963	12/16/1978	\$ 503,282,870	\$ 176,266,040	\$ (21,659,784)	Property; Surety Including Fidelity; Marine and Transportation; Casualty, Excluding Workers' Compensation
22756	HORACE MANN PROP & CAS INS CO	IL	3/25/1965	5/26/1988	\$ 313,516,963	\$ 113,234,765	\$ (12,564,569)	Property; Casualty, Excluding Workers' Compensation
14401	HORIZON MIDWEST CAS CO	KS	1/19/2012	11/14/2023	\$ 6,959,315	\$ 6,023,128	\$ 16,616	Casualty, Including Workers' Compensation
10069	HOUSING AUTHORITY PROP A MUT CO	VT	3/20/1987	12/20/2005	\$ 300,470,800	\$ 202,194,521	\$ 13,928,823	Surety Including Fidelity; Property; Marine and Transportation; Casualty, Excluding Workers' Compensation
11206	HOUSING ENTERPRISE INS CO INC	VT	8/15/2000	9/23/2009	\$ 159,994,021	\$ 57,891,828	\$ 1,622,408	Casualty, Excluding Workers' Compensation; Marine and Transportation; Surety Including Fidelity; Property
25054	HUDSON INS CO	DE	1/16/1918	10/15/1991	\$ 2,372,912,991	\$ 679,887,955	\$ 103,198,813	Marine and Transportation; Casualty, Including Workers' Compensation; Surety Including Fidelity; Property; Disability, Excluding Managed Care
36480	IDAHO COUNTIES RISK MGMT PROGRAM	ID	11/29/1985	2/1/1986	\$ 86,217,907	\$ 18,854,282	\$ (2,394,988)	Property; Casualty, Excluding Workers' Compensation
36129	IDAHO STATE INS FUND	ID	12/31/1917	1/1/1918	\$ 1,223,253,347	\$ 394,866,170	\$ 39,056,666	Casualty, Including Workers' Compensation
35246	ILLINOIS INS CO	NM	10/21/1988	10/16/1995	\$ 86,265,377	\$ 16,536,293	\$ 815,567	Surety Including Fidelity; Casualty, Including Workers' Compensation; Disability, Excluding Managed Care
23817	ILLINOIS NATL INS CO	IL	10/5/1933	6/12/1992	\$ 50,357,720	\$ 39,157,445	\$ 56,634	Marine and Transportation; Casualty, Including Workers' Compensation; Property; Surety Including Fidelity
35408	IMPERIUM INS CO	TX	11/18/1977	12/20/1991	\$ 741,414,034	\$ 330,461,174	\$ 9,733,640	Casualty, Including Workers' Compensation; Surety Including Fidelity; Disability, Excluding Managed Care; Marine and Transportation; Property
11090	INCLINE CAS CO	TX	4/4/1983	8/27/2021	\$ 334,509,564	\$ 81,876,613	\$ 2,178,020	Property; Casualty, Excluding Workers' Compensation; Marine and Transportation
19269	INCLINE NATL INS CO	CA	10/28/1974	6/15/1979	\$ 52,763,354	\$ 23,717,674	\$ 2,278,271	Casualty, Excluding Workers' Compensation; Property; Surety Including Fidelity
43575	INDEMNITY INS CO OF NORTH AMER	PA	9/26/1977	12/27/1984	\$ 405,936,115	\$ 171,238,977	\$ 5,138,574	Marine and Transportation; Property; Surety Including Fidelity; Casualty, Including Workers' Compensation
18468	INDEMNITY NATL INS CO	MS	12/2/1993	3/4/2022	\$ 335,960,751	\$ 114,247,307	\$ 13,111,733	Casualty, Excluding Workers' Compensation; Marine and Transportation; Surety Including Fidelity
26581	INDEPENDENCE AMER INS CO	DE	2/26/1973	5/8/2001	\$ 361,956,687	\$ 247,884,568	\$ 18,720,989	Casualty, Excluding Workers' Compensation; Disability, Excluding Managed Care; Marine and Transportation; Property
14265	INDIANA LUMBERMENS INS CO	IN	04/01/1897	10/24/1980	\$ 9,102,249	\$ 9,098,546	\$ 580,414	Property; Casualty, Excluding Workers' Compensation; Surety Including Fidelity; Marine and Transportation
22268	INFINITY INS CO	IN	8/28/1978	11/17/1981	\$ 937,704,000	\$ 25,242,068	\$ 1,656,995	Property; Casualty, Excluding Workers' Compensation
22713	INSURANCE CO OF N AMER	PA	04/14/1794	8/7/1956	\$ 89,559,115	\$ 77,083,791	\$ (1,689,524)	Casualty, Including Workers' Compensation; Property; Marine and Transportation; Surety Including Fidelity; Disability, Excluding Managed Care
19429	INSURANCE CO OF THE STATE OF PA	IL	04/18/1794	4/13/1918	\$ 128,988,911	\$ 40,088,501	\$ 2,906,826	Casualty, Including Workers' Compensation; Property; Marine and Transportation; Surety Including Fidelity; Disability, Excluding Managed Care
27847	INSURANCE CO OF THE WEST	CA	3/1/1972	8/16/1988	\$ 5,426,926,062	\$ 1,570,015,819	\$ (16,567,328)	Property; Casualty, Including Workers' Compensation; Surety Including Fidelity; Marine and Transportation
22772	INTEGON IND CORP	NC	12/16/1946	9/28/1979	\$ 725,766,376	\$ 120,112,115	\$ 20,541,325	Surety Including Fidelity; Property; Casualty, Excluding Workers' Compensation; Marine and Transportation

COCODE	COMPANY NAME	STATE OF DOMICILE	INCORPORATED DATE	IDAHO LICENSE DATE	TOTAL ASSETS	CAPITAL AND SURPLUS	NET INCOME	LINE(S) OF BUSINESS
29742	INTEGON NATL INS CO	NC	12/16/1987	12/31/1988	\$ 3,310,854,874	\$ 179,955,528	\$ 21,725,115	Casualty, Excluding Workers' Compensation; Marine and Transportation; Property; Surety Including Fidelity
11592	INTERNATIONAL FIDELITY INS CO	NJ	12/27/1904	9/19/1975	\$ 143,316,242	\$ 88,373,806	\$ 4,489,819	Surety Including Fidelity
10749	INTREPID INS CO	IA	8/19/1997	6/8/2005	\$ 103,120,231	\$ 33,185,068	\$ 1,217,044	Surety Including Fidelity; Property; Marine and Transportation; Casualty, Including Workers' Compensation
36153	INVERIN INS CO	IL	1/3/1990	2/11/1991	\$ 7,866,328	\$ 7,777,123	\$ 114,847	Marine and Transportation; Casualty, Excluding Workers' Compensation
23647	IRONSHORE IND INC	IL	8/1/1919	10/22/1974	\$ 251,475,481	\$ 104,302,052	\$ 4,139,829	Casualty, Excluding Workers' Compensation; Disability, Excluding Managed Care; Property; Surety Including Fidelity; Marine and Transportation
32921	ISMIE MUT INS CO	IL	3/18/1976	8/24/2018	\$ 1,485,686,964	\$ 632,967,685	\$ 6,965,361	Casualty, Excluding Workers' Compensation
11630	JEFFERSON INS CO	NY	3/15/1950	11/13/1956	\$ 804,841,313	\$ 377,038,531	\$ 112,753,134	Casualty, Excluding Workers' Compensation; Marine and Transportation; Property
14354	JEWELERS MUT INS CO S I	WI	3/12/1913	7/28/1972	\$ 769,414,068	\$ 452,582,837	\$ 57,411,932	Property; Marine and Transportation; Casualty, Excluding Workers' Compensation; Surety Including Fidelity
16116	JM SPECIALTY INS CO	WI	1/3/2017	6/25/2018	\$ 17,286,699	\$ 16,973,630	\$ 246,239	Property; Surety Including Fidelity; Casualty, Excluding Workers' Compensation; Marine and Transportation
39004	KEMPER FINANCIAL IND CO	IL	6/20/1980	12/8/1999	\$ 8,110,083	\$ 7,989,969	\$ 211,936	Casualty, Excluding Workers' Compensation; Surety Including Fidelity; Marine and Transportation; Property
10885	KEY RISK INS CO	IA	12/10/1997	3/1/2011	\$ 90,980,155	\$ 35,505,802	\$ 1,287,429	Casualty, Including Workers' Compensation; Marine and Transportation; Property; Surety Including Fidelity
33987	KIN INTERINSURANCE NEXUS EXCH	AZ	6/17/1986	12/9/1997	\$ 22,200,307	\$ 16,047,396	\$ (1,724,824)	Casualty, Excluding Workers' Compensation; Property; Surety Including Fidelity; Marine and Transportation
13722	KNIGHTBROOK INS CO	DE	12/17/1934	5/18/2011	\$ 240,458,734	\$ 135,281,221	\$ (5,190,651)	Marine and Transportation; Property; Casualty, Excluding Workers' Compensation
26077	LANCER INS CO	IL	4/27/1945	11/13/1956	\$ 742,418,238	\$ 240,925,478	\$ 24,973,579	Property; Casualty, Including Workers' Compensation; Marine and Transportation; Surety Including Fidelity
37109	LANDCAR CAS CO	UT	10/3/1989	5/2/1997	\$ 100,712,295	\$ 56,073,707	\$ 10,258,064	Casualty, Excluding Workers' Compensation
37940	LEXINGTON NATL INS CORP	FL	10/23/1989	9/30/2003	\$ 137,238,237	\$ 19,986,524	\$ 2,090,833	Surety Including Fidelity; Casualty, Excluding Workers' Compensation
13307	LEXON INS CO	TX	3/16/1984	9/24/1999	\$ 529,958,344	\$ 74,509,541	\$ 9,801,671	Surety Including Fidelity; Casualty, Excluding Workers' Compensation
42404	LIBERTY INS CORP	IL	10/21/1988	12/15/1988	\$ 218,753,732	\$ 209,468,321	\$ 4,539,203	Property; Marine and Transportation; Casualty, Including Workers' Compensation; Surety Including Fidelity
19917	LIBERTY INS UNDERWRITERS INC	IL	11/17/1978	8/13/1981	\$ 291,094,318	\$ 105,442,258	\$ 7,142,698	Surety Including Fidelity; Property; Marine and Transportation; Casualty, Excluding Workers' Compensation; Disability, Excluding Managed Care
23035	LIBERTY MUT FIRE INS CO	WI	10/31/1908	4/1/1936	\$ 8,646,079,383	\$ 1,718,929,098	\$ 19,086,601	Property; Marine and Transportation; Casualty, Including Workers' Compensation; Surety Including Fidelity
23043	LIBERTY MUT INS CO	MA	1/1/1912	8/28/1935	\$ 70,891,553,520	\$ 23,463,489,156	\$ 473,247,027	Marine and Transportation; Property; Disability, Excluding Managed Care; Casualty, Including Workers' Compensation; Surety Including Fidelity

COCODE	COMPANY NAME	STATE OF DOMICILE	INCORPORATED DATE	IDAHO LICENSE DATE	TOTAL ASSETS	CAPITAL AND SURPLUS	NET INCOME	LINE(S) OF BUSINESS
12484	LIBERTY MUT PERSONAL INS CO	NH	11/9/1920	8/19/2019	\$ 16,532,955	\$ 15,730,862	\$ (53,354)	Casualty, Excluding Workers' Compensation; Marine and Transportation; Property
41939	LIBERTY NORTHWEST INS CORP	OR	1/21/1983	10/28/1983	\$ 59,918,315	\$ 59,512,730	\$ 897,093	Property; Marine and Transportation; Casualty, Including Workers' Compensation; Surety Including Fidelity
40550	LIO INS CO	AZ	8/21/1978	5/27/1981	\$ 159,447,692	\$ 104,156,603	\$ (8,892,144)	Property; Casualty, Excluding Workers' Compensation; Disability, Excluding Managed Care; Marine and Transportation; Surety Including Fidelity
36447	LM GEN INS CO	IL	11/17/1978	8/13/1981	\$ 47,010,276	\$ 14,866,570	\$ (887,304)	Disability, Excluding Managed Care; Surety Including Fidelity; Casualty, Excluding Workers' Compensation; Marine and Transportation; Property
33600	LM INS CORP	IL	6/16/1989	5/23/1991	\$ 123,325,754	\$ 120,924,927	\$ 701,981	Disability, Excluding Managed Care; Casualty, Including Workers' Compensation; Property; Marine and Transportation; Surety Including Fidelity
32352	LM PROP & CAS INS CO	IN	1/2/1975	10/20/1975	\$ 56,219,384	\$ 40,271,970	\$ 878,987	Disability, Excluding Managed Care; Surety Including Fidelity; Marine and Transportation; Casualty, Excluding Workers' Compensation; Property
10051	LYNDON SOUTHERN INS CO	DE	9/16/1996	7/5/2005	\$ 861,525,998	\$ 180,904,464	\$ 23,041,729	Disability, Excluding Managed Care; Casualty, Excluding Workers' Compensation; Marine and Transportation; Property; Surety Including Fidelity
42617	MAG MUT INS CO	GA	8/19/1981	12/18/2019	\$ 2,754,124,906	\$ 1,008,375,919	\$ 26,249,438	Casualty, Including Workers' Compensation; Surety Including Fidelity; Property
13026	MAIN STREET AMER PROTECTION INS CO	FL	6/28/2007	4/5/2018	\$ 53,242,514	\$ 24,947,227	\$ 753,697	Casualty, Excluding Workers' Compensation; Marine and Transportation; Property
36897	MANUFACTURERS ALLIANCE INS CO	PA	1/11/1979	5/1/2002	\$ 298,248,682	\$ 78,248,980	\$ 4,505,407	Disability, Excluding Managed Care; Surety Including Fidelity; Property; Casualty, Including Workers' Compensation; Marine and Transportation
23876	MAPFRE INS CO	NJ	2/21/1985	1/16/1992	\$ 81,112,125	\$ 21,272,403	\$ (2,601,981)	Marine and Transportation; Surety Including Fidelity; Casualty, Excluding Workers' Compensation; Property
28932	MARKEL AMER INS CO	VA	10/15/1986	11/26/1991	\$ 1,957,758,794	\$ 567,335,958	\$ 11,583,246	Marine and Transportation; Surety Including Fidelity; Property; Casualty, Including Workers' Compensation
38970	MARKEL INS CO	IL	11/26/1980	11/1/1984	\$ 5,384,978,005	\$ 2,662,317,785	\$ 20,541,193	Disability, Excluding Managed Care; Marine and Transportation; Surety Including Fidelity; Property; Casualty, Including Workers' Compensation
22306	MASSACHUSETTS BAY INS CO	NH	12/20/1994	10/1/2011	\$ 81,278,635	\$ 81,178,983	\$ 2,037,194	Property; Marine and Transportation; Casualty, Including Workers' Compensation; Surety Including Fidelity
10784	MAXUM CAS INS CO	CT	11/25/1996	6/30/2005	\$ 23,273,552	\$ 19,512,281	\$ 299,343	Casualty, Excluding Workers' Compensation; Marine and Transportation; Property; Surety Including Fidelity
12041	MBIA INS CORP	NY	3/23/1967	6/9/1972	\$ 210,204,506	\$ 146,501,828	\$ (28,269,942)	Surety Including Fidelity
32433	MEDICAL INS EXCH OF CA	CA	7/11/1975	9/1/1976	\$ 429,125,128	\$ 209,613,791	\$ 5,034,289	Disability, Excluding Managed Care; Casualty, Excluding Workers' Compensation
11843	MEDICAL PROTECTIVE CO	IN	12/2/1909	12/6/1994	\$ 5,612,187,822	\$ 3,581,413,809	\$ 33,361,336	Casualty, Excluding Workers' Compensation
12754	MEDICUS INS CO	TX	9/28/2006	3/6/2012	\$ 6,955,891	\$ 6,490,166	\$ 185,301	Casualty, Excluding Workers' Compensation
22241	MEDMARC CAS INS CO	VT	7/26/1950	12/31/1979	\$ 158,522,574	\$ 60,167,275	\$ 6,564,310	Casualty, Excluding Workers' Compensation; Surety Including Fidelity; Marine and Transportation
14164	MEMIC CAS CO	NH	12/12/2011	12/21/2020	\$ 188,599,717	\$ 48,073,024	\$ 4,207,533	Casualty, Including Workers' Compensation
11030	MEMIC IND CO	NH	2/24/2000	7/1/2006	\$ 625,735,672	\$ 183,747,203	\$ 11,250,527	Casualty, Including Workers' Compensation

COCODE	COMPANY NAME	STATE OF DOMICILE	INCORPORATED DATE	IDAHO LICENSE DATE	TOTAL ASSETS	CAPITAL AND SURPLUS	NET INCOME	LINE(S) OF BUSINESS
33650	MENDOTA INS CO	TN	5/1/1989	3/31/1995	\$ 128,656,820	\$ 23,809,844	\$ 1,163,097	Property; Casualty, Excluding Workers' Compensation; Marine and Transportation
31968	MERASTAR INS CO	IL	8/14/1974	8/18/1981	\$ 89,837,452	\$ 27,832,697	\$ 3,754,271	Casualty, Excluding Workers' Compensation; Property; Marine and Transportation
14494	MERCHANTS BONDING CO A MUT	IA	12/31/1933	6/16/1988	\$ 450,288,648	\$ 270,943,798	\$ 19,706,173	Casualty, Excluding Workers' Compensation; Surety Including Fidelity
11595	MERCHANTS NATL BONDING INC	IA	4/15/2003	9/25/2012	\$ 78,124,013	\$ 33,963,796	\$ 2,965,319	Surety Including Fidelity; Casualty, Excluding Workers' Compensation
16187	METROMILE INS CO	DE	7/26/1971	10/27/1978	\$ 119,958,620	\$ 30,009,746	\$ (13,605,302)	Casualty, Excluding Workers' Compensation; Marine and Transportation; Disability, Excluding Managed Care; Property
39950	METROPOLITAN GEN INS CO	RI	6/30/1980	1/9/1986	\$ 348,219,732	\$ 206,138,869	\$ (4,413,381)	Marine and Transportation; Property; Casualty, Excluding Workers' Compensation
40150	MGA INS CO INC	TX	5/22/1981	5/16/1988	\$ 352,763,948	\$ 98,264,255	\$ (5,537,940)	Casualty, Excluding Workers' Compensation; Marine and Transportation; Surety Including Fidelity; Property
22594	MGIC ASSUR CORP GEN ACCOUNT	WI	9/27/1937	10/17/1988	\$ 300,918,734	\$ 274,751,196	\$ 8,212,668	Surety Including Fidelity; Casualty, Excluding Workers' Compensation
18740	MGIC IND CORP	WI	11/15/1956	1/3/2001	\$ 160,767,223	\$ 115,328,340	\$ 12,919,472	Mortgage Guaranty
38660	MIC GEN INS CORP	MI	8/14/1980	7/13/1982	\$ 58,567,514	\$ 33,867,817	\$ 277,445	Disability, Excluding Managed Care; Casualty, Excluding Workers' Compensation; Surety Including Fidelity; Property; Marine and Transportation
38601	MIC PROP & CAS INS CORP	MI	4/30/1980	7/13/1982	\$ 101,547,382	\$ 54,099,626	\$ 1,090,758	Surety Including Fidelity; Property; Casualty, Excluding Workers' Compensation; Marine and Transportation
14508	MICHIGAN MILLERS MUT INS CO	MI	10/24/1881	4/1/1914	\$ 332,315,747	\$ 108,467,437	\$ 3,974,300	Surety Including Fidelity; Marine and Transportation; Property; Casualty, Including Workers' Compensation
21687	MID CENTURY INS CO	CA	12/3/1949	12/21/1954	\$ 7,798,699,620	\$ 4,277,221,580	\$ (49,314,603)	Casualty, Including Workers' Compensation; Marine and Transportation; Disability, Excluding Managed Care; Property; Surety Including Fidelity
15380	MID CONTINENT ASSUR CO	OH	8/13/1992	3/1/2006	\$ 21,473,043	\$ 21,447,944	\$ 658,171	Marine and Transportation; Casualty, Excluding Workers' Compensation; Property
23418	MID CONTINENT CAS CO	OH	2/26/1947	3/1/2006	\$ 604,021,689	\$ 217,999,177	\$ 18,879,851	Marine and Transportation; Casualty, Excluding Workers' Compensation; Property
23434	MIDDLESEX INS CO	WI	03/03/1826	9/1/2010	\$ 991,453,963	\$ 245,383,477	\$ 18,643,656	Property; Casualty, Including Workers' Compensation; Marine and Transportation; Surety Including Fidelity
27138	MIDVALE IND CO	WI	11/17/1970	11/3/1975	\$ 251,532,004	\$ 12,174,963	\$ 551,486	Disability, Excluding Managed Care; Marine and Transportation; Surety Including Fidelity; Property; Casualty, Including Workers' Compensation
13126	MIDWEST BUILDERS CAS MUT CO	KS	1/15/2008	12/7/2021	\$ 168,075,659	\$ 61,802,248	\$ 170,462	Casualty, Including Workers' Compensation
23612	MIDWEST EMPLOYERS CAS CO	DE	3/21/1986	9/25/1989	\$ 194,526,844	\$ 131,090,300	\$ 6,224,565	Marine and Transportation; Property; Surety Including Fidelity; Casualty, Including Workers' Compensation
16262	MIDWEST FAMILY ADVANTAGE INS CO	IA	11/20/2017	2/6/2020	\$ 18,256,753	\$ 14,826,689	\$ 1,687,047	Casualty, Including Workers' Compensation; Property; Marine and Transportation; Surety Including Fidelity
23574	MIDWEST FAMILY MUT INS CO	IA	04/15/1891	6/1/2011	\$ 454,428,648	\$ 126,890,023	\$ (12,823,558)	Property; Surety Including Fidelity; Marine and Transportation; Casualty, Including Workers' Compensation
41653	MILBANK INS CO	IA	10/21/1982	12/1/1982	\$ 124,848,798	\$ 74,250,103	\$ (9,996,797)	Casualty, Excluding Workers' Compensation; Marine and Transportation; Property; Surety Including Fidelity

COCODE	COMPANY NAME	STATE OF DOMICILE	INCORPORATED DATE	IDAHO LICENSE DATE	TOTAL ASSETS	CAPITAL AND SURPLUS	NET INCOME	LINE(S) OF BUSINESS
26662	MILFORD CAS INS CO	DE	9/21/1973	11/1/2007	\$ 29,817,668	\$ 26,341,948	\$ 693,036	Casualty, Including Workers' Compensation; Surety Including Fidelity; Property; Marine and Transportation
42234	MINNESOTA LAWYERS MUT INS CO	MN	5/28/1981	9/24/2003	\$ 256,869,422	\$ 159,195,351	\$ 6,640,286	Casualty, Excluding Workers' Compensation
20362	mitsui sumitomo ins co of amer	NY	3/29/2001	9/28/2001	\$ 2,228,186,019	\$ 1,211,776,530	\$ (23,026,828)	Property; Marine and Transportation; Casualty, Including Workers' Compensation; Surety Including Fidelity
22551	MITSUI SUMITOMO INS USA INC	NY	1/28/1988	12/31/1988	\$ 171,908,105	\$ 44,450,772	\$ (6,603,605)	Marine and Transportation; Property; Surety Including Fidelity; Casualty, Including Workers' Compensation
16942	MMIC INS INC	MN	10/10/1980	8/8/2013	\$ 729,852,537	\$ 276,510,683	\$ 6,089,971	Casualty, Excluding Workers' Compensation
10675	MOBILITAS GEN INS CO	AZ	11/26/1996	6/22/2020	\$ 180,726,786	\$ 25,906,166	\$ (205,859)	Casualty, Excluding Workers' Compensation; Marine and Transportation
23540	MONTEREY INS CO	CA	7/7/1987	10/19/2006	\$ 123,209,009	\$ 35,563,634	\$ 3,012,084	Marine and Transportation; Property; Casualty, Excluding Workers' Compensation
29858	MORTGAGE GUAR INS CORP	WI	2/20/1979	12/26/1979	\$ 6,495,137,852	\$ 635,780,153	\$ 269,155,221	Mortgage Guaranty
13331	MOTORISTS COMMERCIAL MUT INS CO	OH	05/25/1899	9/23/1927	\$ 979,434,096	\$ 294,382,491	\$ 7,177,984	Property; Disability, Excluding Managed Care; Casualty, Including Workers' Compensation; Surety Including Fidelity; Marine and Transportation
22012	MOTORS INS CORP	MI	10/23/1998	3/2/1940	\$ 2,318,517,021	\$ 1,050,289,871	\$ 58,534,209	Surety Including Fidelity; Casualty, Excluding Workers' Compensation; Marine and Transportation; Property
10205	MOUNTAIN VALLEY IND CO	NY	2/2/1995	8/1/2009	\$ 27,086,749	\$ 23,364,617	\$ 452,735	Casualty, Excluding Workers' Compensation; Marine and Transportation; Surety Including Fidelity; Property
10227	MUNICH REINS AMER INC	DE	3/15/1917	1/1/1978	\$ 21,450,895,648	\$ 5,159,224,363	\$ 347,139,385	Surety Including Fidelity; Casualty, Including Workers' Compensation; Disability, Excluding Managed Care; Marine and Transportation; Property
14761	MUTUAL OF ENUMCLAW INS CO	OR	02/17/1898	6/19/1952	\$ 872,315,734	\$ 273,435,318	\$ (95,639,432)	Surety Including Fidelity; Casualty, Excluding Workers' Compensation; Property; Marine and Transportation
23663	NATIONAL AMER INS CO	OK	4/11/1919	12/23/1969	\$ 410,609,697	\$ 107,113,354	\$ 10,405,984	Casualty, Including Workers' Compensation; Surety Including Fidelity; Property; Marine and Transportation
23671	NATIONAL AMER INS CO OF CA	CA	10/10/1966	6/16/1987	\$ 16,724,508	\$ 5,223,062	\$ (1,791,728)	Property; Casualty, Including Workers' Compensation; Marine and Transportation
16632	NATIONAL BUILDERS INS CO	DE	11/26/1962	9/25/2023	\$ 115,576,204	\$ 41,845,926	\$ 2,260,744	Surety Including Fidelity; Property; Marine and Transportation; Casualty, Excluding Workers' Compensation
11991	NATIONAL CAS CO	OH	12/19/1904	6/24/1908	\$ 985,032,476	\$ 202,386,270	\$ (8,457,889)	Disability, Excluding Managed Care; Property; Surety Including Fidelity; Casualty, Including Workers' Compensation; Marine and Transportation
10243	NATIONAL CONTINENTAL INS CO	NY	12/24/1897	12/23/1958	\$ 149,243,464	\$ 100,112,656	\$ 482,142	Marine and Transportation; Property; Casualty, Excluding Workers' Compensation
16217	NATIONAL FARMERS UNION PROP & CAS	NC	12/5/1984	10/27/1986	\$ 77,401,881	\$ 46,518,841	\$ 803,598	Casualty, Including Workers' Compensation; Property; Disability, Excluding Managed Care; Marine and Transportation; Surety Including Fidelity
20478	NATIONAL FIRE INS CO OF HARTFORD	IL	06/04/1869	05/01/1893	\$ 83,279,606	\$ 83,214,625	\$ 2,604,553	Disability, Excluding Managed Care; Casualty, Including Workers' Compensation; Property; Surety Including Fidelity; Marine and Transportation
42447	NATIONAL GEN ASSUR CO	MO	6/2/1983	1/2/1996	\$ 46,549,522	\$ 18,015,544	\$ 171,919	Casualty, Excluding Workers' Compensation; Property; Marine and Transportation

COCODE	COMPANY NAME	STATE OF DOMICILE	INCORPORATED DATE	IDAHO LICENSE DATE	TOTAL ASSETS	CAPITAL AND SURPLUS	NET INCOME	LINE(S) OF BUSINESS
23728	NATIONAL GEN INS CO	MO	11/2/1966	8/18/1969	\$ 80,477,358	\$ 27,419,212	\$ 225,423	Property; Casualty, Excluding Workers' Compensation
11044	NATIONAL GENERAL INS ONLINE INC	MO	4/6/2000	2/23/2004	\$ 23,237,977	\$ 12,450,175	\$ 129,795	Casualty, Excluding Workers' Compensation; Property; Marine and Transportation
20087	NATIONAL IND CO	NE	4/26/1940	5/17/1949	\$ 381,239,887,460	\$ 225,582,881,728	\$ 57,799,887,277	Marine and Transportation; Property; Disability, Excluding Managed Care; Casualty, Including Workers' Compensation; Surety Including Fidelity
27944	NATIONAL INS ASSN	IN	11/15/1972	4/8/1988	\$ 15,531,756	\$ 15,196,692	\$ 317,627	Casualty, Excluding Workers' Compensation
32620	NATIONAL INTERSTATE INS CO	OH	2/10/1989	10/27/1992	\$ 1,777,220,561	\$ 480,506,229	\$ 58,217,302	Marine and Transportation; Casualty, Including Workers' Compensation; Property
20052	NATIONAL LIAB & FIRE INS CO	CT	4/23/1957	1/23/1990	\$ 5,020,630,930	\$ 1,891,026,311	\$ 256,619,136	Property; Casualty, Including Workers' Compensation; Marine and Transportation; Surety Including Fidelity
13695	NATIONAL MORTGAGE INS CORP	WI	6/30/2009	3/11/2013	\$ 2,864,768,760	\$ 963,084,690	\$ 104,464,391	Mortgage Guaranty
23825	NATIONAL PUBLIC FINANCE GUAR CORP	NY	12/28/1959	2/3/1972	\$ 1,469,938,895	\$ 763,398,875	\$ (142,055,024)	Surety Including Fidelity
22608	NATIONAL SPECIALTY INS CO	TX	11/30/1960	8/3/2004	\$ 168,260,828	\$ 76,497,686	\$ 7,243,417	Surety Including Fidelity; Property; Casualty, Including Workers' Compensation; Marine and Transportation
15474	NATIONAL SUMMIT INS CO	TX	8/1/1948	6/1/2022	\$ 183,460,693	\$ 61,116,499	\$ (6,181,883)	Property; Marine and Transportation; Casualty, Including Workers' Compensation; Surety Including Fidelity
21881	NATIONAL SURETY CORP	IL	9/3/1970	5/5/1972	\$ 123,853,375	\$ 84,399,592	\$ 2,160,715	Casualty, Including Workers' Compensation; Property; Disability, Excluding Managed Care; Surety Including Fidelity; Marine and Transportation
19445	NATIONAL UNION FIRE INS CO OF PITTSB	PA	2/14/1901	5/5/1904	\$ 21,420,677,496	\$ 5,508,531,263	\$ 625,070,541	Casualty, Including Workers' Compensation; Property; Marine and Transportation; Surety Including Fidelity; Disability, Excluding Managed Care
26093	NATIONWIDE AFFINITY CO OF AMER	OH	5/2/1924	10/3/1946	\$ 122,396,492	\$ 9,944,421	\$ 1,162,177	Surety Including Fidelity; Casualty, Including Workers' Compensation; Property; Marine and Transportation; Disability, Excluding Managed Care
28223	NATIONWIDE AGRIBUSINESS INS CO	IA	12/10/1973	10/23/1990	\$ 1,620,565,206	\$ 215,073,153	\$ (38,522,184)	Property; Marine and Transportation; Casualty, Including Workers' Compensation; Surety Including Fidelity
10723	NATIONWIDE ASSUR CO	OH	2/13/1942	10/10/2018	\$ 249,146,821	\$ 61,850,612	\$ 1,027,756	Casualty, Including Workers' Compensation; Property
23760	NATIONWIDE GEN INS CO	OH	8/22/1957	10/1/1997	\$ 1,228,579,069	\$ 288,402,607	\$ (5,851,292)	Property; Casualty, Including Workers' Compensation
25453	NATIONWIDE INS CO OF AMER	OH	6/30/1960	4/1/1961	\$ 1,138,193,279	\$ 254,936,460	\$ (8,157,487)	Casualty, Including Workers' Compensation; Property; Marine and Transportation
23787	NATIONWIDE MUT INS CO	OH	12/6/1925	10/11/1955	\$ 50,182,865,004	\$ 18,966,243,296	\$ (1,043,564,515)	Marine and Transportation; Property; Casualty, Including Workers' Compensation; Surety Including Fidelity
37877	NATIONWIDE PROP & CAS INS CO	OH	11/9/1979	12/30/1987	\$ 468,053,231	\$ 36,352,670	\$ 3,348,745	Casualty, Including Workers' Compensation; Property; Surety Including Fidelity; Marine and Transportation
25240	NAU COUNTRY INS CO	MN	12/31/1985	11/30/2005	\$ 1,544,200,902	\$ 334,472,850	\$ 16,379,851	Marine and Transportation; Casualty, Excluding Workers' Compensation; Property
42307	NAVIGATORS INS CO	NY	7/16/1981	3/7/1994	\$ 6,877,590,728	\$ 1,938,462,044	\$ 316,774,198	Property; Surety Including Fidelity; Disability, Excluding Managed Care; Marine and Transportation; Casualty, Excluding Workers' Compensation
15865	NCMIC INS CO	IA	1/1/1946	4/7/1977	\$ 889,868,361	\$ 387,405,889	\$ 39,778,688	Casualty, Excluding Workers' Compensation; Marine and Transportation; Property
24171	NETHERLANDS INS CO THE	NH	12/12/1978	12/9/1980	\$ 26,383,491	\$ 22,791,937	\$ 436,247	Casualty, Excluding Workers' Compensation; Property; Marine and Transportation; Surety Including Fidelity

COCODE	COMPANY NAME	STATE OF DOMICILE	INCORPORATED DATE	IDAHO LICENSE DATE	TOTAL ASSETS	CAPITAL AND SURPLUS	NET INCOME	LINE(S) OF BUSINESS
10007	NEVADA GEN INS CO	NV	12/28/1993	3/1/2012	\$ 20,329,877	\$ 8,533,491	\$ 778,652	Property; Casualty, Excluding Workers' Compensation
21830	NEW ENGLAND INS CO	CT	8/25/1989	7/1/1990	\$ 16,324,857	\$ 14,421,138	\$ (625,493)	Property; Marine and Transportation; Surety Including Fidelity; Casualty, Excluding Workers' Compensation
41629	NEW ENGLAND REINS CORP	CT	12/29/1981	6/7/1983	\$ 26,079,421	\$ 24,349,657	\$ (96,909)	Surety Including Fidelity; Casualty, Excluding Workers' Compensation; Marine and Transportation; Property
23841	NEW HAMPSHIRE INS CO	IL	07/07/1869	12/15/1919	\$ 114,476,530	\$ 60,192,618	\$ (62,080)	Casualty, Including Workers' Compensation; Marine and Transportation; Disability, Excluding Managed Care; Property; Surety Including Fidelity
16608	NEW YORK MARINE & GEN INS CO	NY	3/22/1972	12/30/1987	\$ 2,347,787,553	\$ 592,073,286	\$ (53,379,792)	Marine and Transportation; Property; Surety Including Fidelity; Casualty, Including Workers' Compensation
14788	NGM INS CO	FL	3/28/1923	1/28/2004	\$ 713,976,744	\$ 616,386,362	\$ 15,815,036	Marine and Transportation; Surety Including Fidelity; Casualty, Including Workers' Compensation; Property
33200	NORCAL INS CO	CA	9/18/1975	9/29/2016	\$ 1,577,461,124	\$ 532,960,520	\$ 17,562,230	Casualty, Excluding Workers' Compensation
31470	NORGUARD INS CO	NE	8/12/1987	1/1/2004	\$ 2,357,712,250	\$ 447,060,096	\$ (20,639,371)	Casualty, Including Workers' Compensation; Surety Including Fidelity; Marine and Transportation; Property
23892	NORTH PACIFIC INS CO	OR	6/26/1958	6/29/1964	\$ 9,705,155	\$ 8,703,710	\$ 133,599	Casualty, Excluding Workers' Compensation; Marine and Transportation; Surety Including Fidelity; Property
27740	NORTH POINTE INS CO	PA	10/13/1986	10/20/2004	\$ 21,518,827	\$ 17,971,639	\$ 498,683	Casualty, Including Workers' Compensation; Property; Marine and Transportation
21105	NORTH RIVER INS CO	NJ	6/12/1972	9/30/1972	\$ 1,879,357,788	\$ 504,091,043	\$ 63,035,596	Marine and Transportation; Surety Including Fidelity; Property; Casualty, Including Workers' Compensation; Disability, Excluding Managed Care
24031	NORTHLAND CAS CO	CT	5/18/1959	11/15/1959	\$ 135,997,504	\$ 38,582,454	\$ 2,878,867	Casualty, Excluding Workers' Compensation; Marine and Transportation; Surety Including Fidelity; Property
24015	NORTHLAND INS CO	CT	1/16/1948	6/15/1960	\$ 1,449,789,066	\$ 543,572,640	\$ 32,761,127	Casualty, Excluding Workers' Compensation; Marine and Transportation; Property; Surety Including Fidelity
42552	NOVA CAS CO	NY	9/13/1979	4/15/1988	\$ 101,533,622	\$ 98,714,487	\$ 655,502	Casualty, Including Workers' Compensation; Surety Including Fidelity; Marine and Transportation; Property
39608	NUTMEG INS CO	CT	11/19/1980	7/1/2011	\$ 526,479,821	\$ 308,937,407	\$ 49,021,038	Property; Casualty, Including Workers' Compensation; Surety Including Fidelity; Marine and Transportation
34630	OAK RIVER INS CO	NE	3/4/1993	1/1/2014	\$ 1,221,588,316	\$ 683,576,253	\$ 37,486,256	Casualty, Including Workers' Compensation
31208	OAKWOOD INS CO	TN	9/23/1974	1/1/1975	\$ 40,360,874	\$ 40,042,910	\$ 606,311	Surety Including Fidelity; Casualty, Excluding Workers' Compensation; Property; Marine and Transportation
14190	OBI NATL INS CO	PA	7/28/2011	8/1/2013	\$ 13,513,276	\$ 13,475,604	\$ 265,598	Casualty, Including Workers' Compensation
35602	OBSIDIAN INS CO	OH	2/9/1978	8/6/1982	\$ 74,236,621	\$ 37,880,808	\$ 10,789,163	Disability, Excluding Managed Care; Marine and Transportation; Casualty, Excluding Workers' Compensation; Property; Surety Including Fidelity
23248	OCCIDENTAL FIRE & CAS CO OF NC	NC	10/31/1961	5/29/1962	\$ 450,299,730	\$ 244,025,477	\$ 17,282,222	Marine and Transportation; Surety Including Fidelity; Disability, Excluding Managed Care; Property; Casualty, Including Workers' Compensation
23680	ODYSSEY REINS CO	CT	9/10/1986	11/6/1987	\$ 15,504,935,292	\$ 4,976,565,151	\$ 554,920,223	Surety Including Fidelity; Disability, Excluding Managed Care; Casualty, Including Workers' Compensation; Marine and Transportation; Property
24074	OHIO CAS INS CO	NH	11/6/1919	9/20/1947	\$ 9,290,245,183	\$ 2,592,167,375	\$ 40,751,439	Property; Disability, Excluding Managed Care; Surety Including Fidelity; Casualty, Including Workers' Compensation; Marine and Transportation

COCODE	COMPANY NAME	STATE OF DOMICILE	INCORPORATED DATE	IDAHO LICENSE DATE	TOTAL ASSETS	CAPITAL AND SURPLUS	NET INCOME	LINE(S) OF BUSINESS
26565	OHIO IND CO	OH	2/11/1956	10/20/1986	\$ 223,574,401	\$ 65,989,711	\$ 17,704,086	Casualty, Excluding Workers' Compensation; Surety Including Fidelity; Marine and Transportation
24082	OHIO SECURITY INS CO	NH	11/1/1950	9/23/1970	\$ 29,943,614	\$ 16,162,942	\$ 290,075	Casualty, Including Workers' Compensation; Marine and Transportation; Surety Including Fidelity; Property
24139	OLD REPUBLIC GEN INS CORP	IL	9/7/1960	11/16/1962	\$ 2,473,086,877	\$ 687,475,630	\$ 36,728,686	Disability, Excluding Managed Care; Marine and Transportation; Casualty, Including Workers' Compensation; Property; Surety Including Fidelity
24147	OLD REPUBLIC INS CO	PA	4/11/1935	1/15/1955	\$ 4,334,336,176	\$ 1,407,729,296	\$ 218,891,482	Surety Including Fidelity; Disability, Excluding Managed Care; Casualty, Including Workers' Compensation; Property; Marine and Transportation
35424	OLD REPUBLIC SECURITY ASSUR CO	IL	7/26/1977	11/14/1977	\$ 708,880,925	\$ 216,027,283	\$ 45,591,663	Marine and Transportation; Property; Casualty, Excluding Workers' Compensation; Disability, Excluding Managed Care; Surety Including Fidelity
40444	OLD REPUBLIC SURETY CO	WI	12/28/1981	5/16/1990	\$ 187,954,666	\$ 88,813,475	\$ 7,046,044	Surety Including Fidelity
37060	OLD UNITED CAS CO	KS	5/20/1988	12/29/1992	\$ 1,117,621,165	\$ 536,690,452	\$ 71,730,143	Casualty, Excluding Workers' Compensation; Disability, Excluding Managed Care; Property
42897	ONSTAR NATL INS CO	IL	3/11/1983	11/18/2004	\$ 66,020,447	\$ 49,384,902	\$ (21,700,747)	Property; Casualty, Excluding Workers' Compensation; Surety Including Fidelity; Marine and Transportation
23922	OREGON AUTOMOBILE INS CO	OR	12/28/1925	5/22/1963	\$ 9,448,563	\$ 8,549,428	\$ 117,727	Casualty, Excluding Workers' Compensation; Property; Surety Including Fidelity; Marine and Transportation
14907	OREGON MUT INS CO	OR	12/29/1894	10/28/1925	\$ 257,664,871	\$ 64,084,576	\$ (7,643,288)	Surety Including Fidelity; Property; Marine and Transportation; Casualty, Excluding Workers' Compensation
32700	OWNERS INS CO	OH	5/13/1975	12/1/2005	\$ 5,646,336,970	\$ 1,873,403,924	\$ (187,901,254)	Property; Disability, Excluding Managed Care; Surety Including Fidelity; Casualty, Including Workers' Compensation; Marine and Transportation
11555	PACIFIC COMPENSATION INS CO	CA	1/31/2002	8/1/2008	\$ 759,181,873	\$ 194,531,492	\$ (16,479,998)	Casualty, Including Workers' Compensation
22748	PACIFIC EMPLOYERS INS CO	PA	7/17/1923	12/1/1942	\$ 966,399,399	\$ 913,968,539	\$ 12,961,622	Disability, Excluding Managed Care; Casualty, Including Workers' Compensation; Property; Surety Including Fidelity; Marine and Transportation
20346	PACIFIC IND CO	WI	1/16/1926	11/24/1927	\$ 16,140,952,276	\$ 4,633,496,989	\$ 726,414,851	Casualty, Including Workers' Compensation; Marine and Transportation; Disability, Excluding Managed Care; Surety Including Fidelity; Property
37850	PACIFIC SPECIALTY INS CO	CA	4/18/1988	4/1/1997	\$ 327,240,550	\$ 141,145,618	\$ (1,395,273)	Casualty, Excluding Workers' Compensation; Property; Marine and Transportation
29793	PACIFIC STAR INS CO	WI	8/3/1987	4/5/1991	\$ 19,454,932	\$ 9,589,369	\$ (1,502,502)	Surety Including Fidelity; Casualty, Excluding Workers' Compensation; Marine and Transportation; Property
20338	PALOMAR SPECIALTY INS CO	OR	2/14/1963	11/8/2023	\$ 1,088,299,662	\$ 439,264,147	\$ 95,165,905	Property; Casualty, Excluding Workers' Compensation; Surety Including Fidelity; Marine and Transportation
10859	PARK NATL INS CO	DE	1/1/1978	11/1/2009	\$ 20,999,461	\$ 19,534,493	\$ 771,680	Property; Casualty, Including Workers' Compensation; Marine and Transportation; Surety Including Fidelity
11835	PARTNERRE AMER INS CO	DE	8/15/1919	6/4/1981	\$ 333,782,127	\$ 54,174,042	\$ 5,426,771	Marine and Transportation; Casualty, Excluding Workers' Compensation; Property; Disability, Excluding Managed Care
18139	PEAK PROP & CAS INS CORP	WI	8/16/1985	3/16/1988	\$ 70,764,945	\$ 62,993,255	\$ 1,545,518	Marine and Transportation; Property; Casualty, Excluding Workers' Compensation
18333	PEERLESS IND INS CO	IL	4/30/2002	12/31/2002	\$ 195,818,008	\$ 174,646,530	\$ 3,917,360	Casualty, Including Workers' Compensation; Property; Marine and Transportation; Surety Including Fidelity

COCODE	COMPANY NAME	STATE OF DOMICILE	INCORPORATED DATE	IDAHO LICENSE DATE	TOTAL ASSETS	CAPITAL AND SURPLUS	NET INCOME	LINE(S) OF BUSINESS
24198	PEERLESS INS CO	NH	3/7/1901	8/21/1943	\$ 22,238,039,310	\$ 5,510,794,855	\$ 25,469,802	Marine and Transportation; Surety Including Fidelity; Property; Casualty, Excluding Workers' Compensation
24341	PEMCO MUT INS CO	WA	10/6/1948	8/27/2009	\$ 816,534,478	\$ 278,950,026	\$ (52,110,694)	Casualty, Excluding Workers' Compensation; Marine and Transportation; Surety Including Fidelity; Property
32859	PENN AMER INS CO	PA	12/23/1975	1/8/1996	\$ 196,372,093	\$ 125,861,933	\$ 3,938,271	Casualty, Excluding Workers' Compensation; Marine and Transportation; Property
14982	PENN MILLERS INS CO	PA	01/10/1887	6/1/2005	\$ 108,900,571	\$ 49,753,207	\$ 1,317,148	Surety Including Fidelity; Marine and Transportation; Property; Casualty, Including Workers' Compensation
14974	PENNSYLVANIA LUMBERMENS MUT INS	PA	02/26/1895	1/2/2007	\$ 680,791,373	\$ 194,329,366	\$ 4,707,099	Marine and Transportation; Property; Surety Including Fidelity; Casualty, Excluding Workers' Compensation
12262	PENNSYLVANIA MANUFACTURERS ASSOC INS	PA	7/6/1964	7/14/1977	\$ 1,397,243,879	\$ 324,827,921	\$ 27,780,066	Disability, Excluding Managed Care; Surety Including Fidelity; Property; Marine and Transportation; Casualty, Including Workers' Compensation
41424	PENNSYLVANIA MANUFACTURERS IND CO	PA	7/6/1982	5/1/2002	\$ 311,518,279	\$ 88,509,443	\$ 4,406,519	Disability, Excluding Managed Care; Casualty, Including Workers' Compensation; Surety Including Fidelity; Marine and Transportation; Property
14990	PENNSYLVANIA NATL MUT CAS INS CO	PA	1/6/1919	9/3/1974	\$ 1,570,020,683	\$ 809,500,159	\$ (1,140,695)	Property; Disability, Excluding Managed Care; Casualty, Excluding Workers' Compensation; Surety Including Fidelity; Marine and Transportation
37648	PERMANENT GEN ASSUR CORP	WI	9/28/1994	12/20/1991	\$ 720,401,804	\$ 121,605,470	\$ 3,506,512	Casualty, Excluding Workers' Compensation; Marine and Transportation; Property; Surety Including Fidelity
12297	PETROLEUM CAS CO	TX	10/8/1925	9/30/1969	\$ 30,328,472	\$ 22,432,380	\$ 762,925	Casualty, Including Workers' Compensation; Property; Marine and Transportation
13714	PHARMACISTS MUT INS CO	IA	10/16/1909	12/21/2001	\$ 403,037,952	\$ 102,488,824	\$ (29,606,481)	Surety Including Fidelity; Marine and Transportation; Property; Casualty, Including Workers' Compensation
18058	PHILADELPHIA IND INS CO	PA	2/4/1927	8/2/1989	\$ 12,194,622,610	\$ 3,829,167,273	\$ 575,691,231	Marine and Transportation; Surety Including Fidelity; Casualty, Excluding Workers' Compensation; Disability, Excluding Managed Care; Property
25623	PHOENIX INS CO	CT	06/01/1850	07/01/1880	\$ 5,351,348,572	\$ 1,866,896,532	\$ 162,006,041	Disability, Excluding Managed Care; Marine and Transportation; Surety Including Fidelity; Casualty, Including Workers' Compensation; Property
40738	PHYSICIANS INS A MUT CO	WA	12/22/1981	12/1/1994	\$ 592,894,342	\$ 276,187,515	\$ 2,039,478	Property; Casualty, Excluding Workers' Compensation; Disability, Excluding Managed Care; Marine and Transportation
80578	PHYSICIANS MUT INS CO	NE	2/10/1902	8/2/1965	\$ 2,829,718,679	\$ 1,220,234,674	\$ 42,929,234	Disability, Excluding Managed Care; Marine and Transportation
21296	PINNACLE NAT INS CO	TX	12/18/1919	9/12/1966	\$ 46,006,688	\$ 19,947,750	\$ 1,778,234	Disability, Excluding Managed Care; Casualty, Including Workers' Compensation; Surety Including Fidelity; Marine and Transportation; Property
40312	PIONEER SPECIALTY INS CO	MN	8/17/1981	10/1/2011	\$ 177,728,937	\$ 46,745,859	\$ 3,702,714	Surety Including Fidelity; Property; Marine and Transportation; Casualty, Including Workers' Compensation
10817	PLATEAU CAS INS CO	TN	12/28/1995	9/29/2017	\$ 68,947,415	\$ 34,681,095	\$ 1,071,066	Casualty, Excluding Workers' Compensation; Marine and Transportation; Property
18619	PLATTE RIVER INS CO	NE	1/6/1972	8/13/1981	\$ 166,861,756	\$ 52,545,759	\$ 13,908,188	Marine and Transportation; Property; Surety Including Fidelity; Casualty, Including Workers' Compensation

COCODE	COMPANY NAME	STATE OF DOMICILE	INCORPORATED DATE	IDAHO LICENSE DATE	TOTAL ASSETS	CAPITAL AND SURPLUS	NET INCOME	LINE(S) OF BUSINESS
30945	PLAZA INS CO	IA	7/20/1972	12/24/1986	\$ 31,376,199	\$ 23,536,474	\$ 223,610	Property; Marine and Transportation; Casualty, Excluding Workers' Compensation; Surety Including Fidelity
10287	PMI INS CO	AZ	11/2/1994	7/31/1996	\$ 19,336,662	\$ 11,615,256	\$ 525,617	Mortgage Guaranty
27251	PMI MORTGAGE INS CO	AZ	11/10/1972	7/9/1974	\$ 582,491,272	\$ (808,150,145)	\$ 83,194,567	Mortgage Guaranty
25747	POINT SPECIALTY INS CO	WI	9/29/1960	12/23/1960	\$ 12,150,562	\$ 11,938,708	\$ 250,667	Disability, Excluding Managed Care; Casualty, Including Workers' Compensation; Surety Including Fidelity; Marine and Transportation; Property
40525	POSEIDON MORTGAGE GUAR CO	NC	6/9/1981	4/6/1992	\$ 5,289,574	\$ 5,150,070	\$ (580,880)	Mortgage Guaranty
37257	PRAETORIAN INS CO	PA	7/20/1979	10/4/1982	\$ 508,677,459	\$ 133,610,538	\$ 3,195,640	Surety Including Fidelity; Disability, Excluding Managed Care; Casualty, Including Workers' Compensation; Marine and Transportation; Property
36234	PREFERRED PROFESSIONAL INS CO	NE	6/30/1976	10/9/1991	\$ 182,110,836	\$ 94,164,764	\$ 3,097,473	Casualty, Including Workers' Compensation; Marine and Transportation; Property
21776	PREVISOR INS CO	CO	1/22/1946	11/28/2007	\$ 19,366,741	\$ 7,413,829	\$ (3,747,669)	Casualty, Excluding Workers' Compensation; Property; Marine and Transportation; Surety Including Fidelity
12873	PRIVILEGE UNDERWRITERS RECP EXCH	FL	1/23/2007	5/10/2021	\$ 2,065,765,847	\$ 660,985,763	\$ (29,733,746)	Marine and Transportation; Casualty, Excluding Workers' Compensation; Property
33391	PROASSURANCE IND CO INC	AL	10/1/1976	6/19/1996	\$ 2,163,284,178	\$ 563,196,804	\$ (3,774,211)	Casualty, Excluding Workers' Compensation; Disability, Excluding Managed Care
14460	PROASSURANCE INS CO OF AMER	IL	5/23/1980	1/1/2004	\$ 319,171,072	\$ 82,812,111	\$ 4,338,554	Casualty, Excluding Workers' Compensation
34312	PRODUCERS AGRICULTURE INS CO	TX	3/31/1977	4/6/1989	\$ 717,955,941	\$ 58,201,656	\$ (8,398,954)	Casualty, Excluding Workers' Compensation; Property
29017	PROFESSIONALS ADVOCATE INS CO	MD	12/27/1985	3/30/2000	\$ 173,046,231	\$ 148,414,631	\$ 5,789,358	Property; Surety Including Fidelity; Casualty, Excluding Workers' Compensation
11851	PROGRESSIVE ADVANCED INS CO	OH	6/5/1930	11/19/2007	\$ 1,269,863,802	\$ 545,226,984	\$ 71,196,434	Marine and Transportation; Property; Casualty, Excluding Workers' Compensation
24260	PROGRESSIVE CAS INS CO	OH	11/19/1956	8/22/1969	\$ 19,161,228,590	\$ 4,687,991,767	\$ 773,097,455	Surety Including Fidelity; Marine and Transportation; Casualty, Excluding Workers' Compensation; Property
42994	PROGRESSIVE CLASSIC INS CO	WI	9/30/1983	9/12/1988	\$ 1,017,880,064	\$ 285,000,409	\$ 44,283,560	Property; Marine and Transportation; Casualty, Excluding Workers' Compensation; Surety Including Fidelity
16322	PROGRESSIVE DIRECT INS CO	OH	9/29/1986	4/26/1996	\$ 17,582,707,124	\$ 5,387,593,100	\$ 1,172,711,272	Marine and Transportation; Casualty, Excluding Workers' Compensation; Property
24279	PROGRESSIVE MAX INS CO	OH	3/12/1937	3/1/2007	\$ 1,308,057,314	\$ 420,879,418	\$ 84,311,394	Property; Casualty, Excluding Workers' Compensation; Marine and Transportation
38628	PROGRESSIVE NORTHERN INS CO	WI	8/19/1980	3/19/1987	\$ 4,170,861,627	\$ 1,130,994,686	\$ 224,574,423	Casualty, Excluding Workers' Compensation; Property; Marine and Transportation
42919	PROGRESSIVE NORTHWESTERN INS CO	OH	9/24/1982	9/19/1988	\$ 4,075,313,194	\$ 1,136,221,828	\$ 210,801,079	Property; Marine and Transportation; Casualty, Excluding Workers' Compensation
37834	PROGRESSIVE PREFERRED INS CO	OH	9/24/1979	3/11/1985	\$ 2,123,414,859	\$ 566,152,491	\$ 95,643,713	Property; Marine and Transportation; Casualty, Excluding Workers' Compensation
21735	PROGRESSIVE PREMIER INS CO OF IL	OH	9/13/1992	12/16/2003	\$ 698,820,245	\$ 220,160,286	\$ 31,201,498	Marine and Transportation; Property; Casualty, Excluding Workers' Compensation
32786	PROGRESSIVE SPECIALTY INS CO	OH	8/4/1975	11/20/1981	\$ 2,440,983,890	\$ 664,280,595	\$ 145,707,799	Casualty, Excluding Workers' Compensation; Property; Surety Including Fidelity
34690	PROPERTY & CAS INS CO OF HARTFORD	IN	5/4/1989	10/20/1995	\$ 565,509,016	\$ 308,606,863	\$ 17,052,697	Property; Surety Including Fidelity; Casualty, Including Workers' Compensation; Marine and Transportation

COCODE	COMPANY NAME	STATE OF DOMICILE	INCORPORATED DATE	IDAHO LICENSE DATE	TOTAL ASSETS	CAPITAL AND SURPLUS	NET INCOME	LINE(S) OF BUSINESS
10638	PROSELECT INS CO	NE	05/30/1856	4/24/2014	\$ 48,604,739	\$ 15,807,637	\$ (1,584,938)	Property; Disability, Excluding Managed Care; Marine and Transportation; Casualty, Excluding Workers' Compensation
12416	PROTECTIVE INS CO	IN	12/21/1954	12/12/1967	\$ 1,278,397,352	\$ 349,485,851	\$ (47,835,143)	Marine and Transportation; Property; Disability, Excluding Managed Care; Casualty, Including Workers' Compensation; Surety Including Fidelity
35769	PROTECTIVE PROP & CAS INS CO	MO	5/30/1978	9/19/1979	\$ 443,019,711	\$ 214,235,253	\$ 10,955,053	Marine and Transportation; Casualty, Excluding Workers' Compensation; Property; Surety Including Fidelity
24295	PROVIDENCE WASHINGTON INS CO	RI	01/05/1799	06/08/1898	\$ 13,215,172	\$ 12,953,965	\$ 81,384	Property; Marine and Transportation; Casualty, Including Workers' Compensation; Surety Including Fidelity
15059	PUBLIC SERV INS CO	IL	6/24/1925	4/1/1964	\$ 112,569,544	\$ 45,795,934	\$ 6,192,798	Property; Casualty, Excluding Workers' Compensation
39217	QBE INS CORP	PA	5/22/1980	6/14/1984	\$ 3,905,322,643	\$ 778,764,653	\$ 42,539,024	Property; Surety Including Fidelity; Disability, Excluding Managed Care; Marine and Transportation; Casualty, Including Workers' Compensation
10219	QBE REINS CORP	PA	2/25/1964	6/29/1979	\$ 1,235,968,100	\$ 871,224,956	\$ 9,768,681	Property; Surety Including Fidelity; Marine and Transportation; Casualty, Excluding Workers' Compensation
14133	QUALITAS INS CO	CA	11/10/1982	10/21/1991	\$ 317,925,706	\$ 76,840,371	\$ (40,638,996)	Property; Surety Including Fidelity; Marine and Transportation; Casualty, Excluding Workers' Compensation
33790	RADIAN GUAR INC	PA	9/23/1976	5/20/1980	\$ 6,425,410,520	\$ 619,583,628	\$ 803,804,073	Mortgage Guaranty
30872	RADIAN MORTGAGE ASSUR INC	PA	6/18/1974	11/23/1981	\$ 8,962,192	\$ 8,939,573	\$ (34,518)	Mortgage Guaranty
15756	RADNOR SPECIALTY INS CO	NE	11/19/2014	9/27/2017	\$ 84,084,467	\$ 68,942,922	\$ 468,944	Marine and Transportation; Surety Including Fidelity; Property; Casualty, Excluding Workers' Compensation
38512	RAMPART INS CO	NY	9/13/1979	12/22/1992	\$ 5,447,619	\$ 3,393,536	\$ 125,140	Casualty, Including Workers' Compensation; Surety Including Fidelity; Marine and Transportation; Property
41580	RED SHIELD INS CO	WA	2/9/1979	8/12/1988	\$ 45,088,752	\$ 23,606,091	\$ 1,550,225	Casualty, Excluding Workers' Compensation; Marine and Transportation; Surety Including Fidelity; Property
11673	REDWOOD FIRE & CAS INS CO	NE	1/27/1970	2/10/1983	\$ 2,869,470,628	\$ 1,435,084,864	\$ 111,870,857	Property; Surety Including Fidelity; Marine and Transportation; Casualty, Including Workers' Compensation
24449	REGENT INS CO	WI	1/22/1963	10/27/1992	\$ 54,304,065	\$ 22,950,150	\$ 734,820	Casualty, Including Workers' Compensation; Marine and Transportation; Surety Including Fidelity; Property
10810	REPUBLIC FIRE & CAS INS CO	OK	7/10/1997	11/16/2023	\$ 15,379,738	\$ 12,820,026	\$ 229,907	Casualty, Including Workers' Compensation; Marine and Transportation; Surety Including Fidelity; Property
22179	REPUBLIC IND CO OF AMER	CA	12/5/1972	4/10/1995	\$ 157,506,138	\$ 137,282,729	\$ 2,265,263	Property; Marine and Transportation; Disability, Excluding Managed Care; Casualty, Including Workers' Compensation; Surety Including Fidelity
43753	REPUBLIC IND CO OF CA	CA	10/13/1982	4/10/1995	\$ 34,959,012	\$ 26,570,418	\$ 1,059,301	Disability, Excluding Managed Care; Property; Marine and Transportation; Surety Including Fidelity; Casualty, Including Workers' Compensation
32174	REPUBLIC MORT ASSUR CO	NC	12/16/1974	5/20/2003	\$ 10,712,642	\$ 8,663,603	\$ 265,520	Mortgage Guaranty
31275	REPUBLIC MORTGAGE GUAR INS CORP	NC	3/13/1973	11/26/2002	\$ 42,153,084	\$ 22,482,690	\$ 3,265,921	Mortgage Guaranty
28452	REPUBLIC MORTGAGE INS CO	NC	12/7/1972	11/1/1984	\$ 174,052,000	\$ 100,041,079	\$ 6,321,405	Mortgage Guaranty

COCODE	COMPANY NAME	STATE OF DOMICILE	INCORPORATED DATE	IDAHO LICENSE DATE	TOTAL ASSETS	CAPITAL AND SURPLUS	NET INCOME	LINE(S) OF BUSINESS
31089	REPWEST INS CO	AZ	2/28/1973	6/29/1981	\$ 426,636,746	\$ 342,025,658	\$ 43,028,458	Casualty, Including Workers' Compensation; Surety Including Fidelity; Marine and Transportation; Property; Disability, Excluding Managed Care
43044	RESPONSE INS CO	IL	5/26/1983	12/23/1985	\$ 29,029,088	\$ 28,818,196	\$ 81,552	Casualty, Excluding Workers' Compensation
26050	RESPONSE WORLDWIDE INS CO	IL	9/27/1979	12/31/1979	\$ 15,801,674	\$ 15,783,434	\$ 339,325	Casualty, Excluding Workers' Compensation
36684	RIVERPORT INS CO	IA	12/22/1989	9/1/2006	\$ 114,109,040	\$ 55,959,718	\$ 1,699,999	Property; Marine and Transportation; Casualty, Including Workers' Compensation; Surety Including Fidelity
13056	RLI INS CO	IL	6/4/1959	4/20/1972	\$ 3,146,510,713	\$ 1,520,135,392	\$ 95,059,195	Property; Casualty, Including Workers' Compensation; Disability, Excluding Managed Care; Surety Including Fidelity; Marine and Transportation
12491	ROCHDALE INS CO	NY	6/29/1955	9/16/1999	\$ 28,266,153	\$ 26,182,887	\$ 1,043,114	Casualty, Including Workers' Compensation; Property; Surety Including Fidelity; Marine and Transportation
42706	ROCHE SURETY & CAS CO INC	FL	3/27/1981	12/7/2005	\$ 30,240,220	\$ 11,068,373	\$ 415,885	Surety Including Fidelity
35505	ROCKWOOD CAS INS CO	PA	9/13/1990	4/1/2007	\$ 335,808,581	\$ 121,013,196	\$ 25,015,764	Property; Casualty, Including Workers' Compensation; Surety Including Fidelity; Marine and Transportation
24503	ROOT PROP & CAS INS CO	OH	6/6/1928	7/12/2011	\$ 103,504,732	\$ 21,240,574	\$ (12,188,863)	Property; Casualty, Excluding Workers' Compensation; Disability, Excluding Managed Care; Marine and Transportation
22314	RSUI IND CO	NH	6/16/1977	5/7/1980	\$ 4,142,331,010	\$ 1,823,865,880	\$ 399,670,064	Casualty, Excluding Workers' Compensation; Property; Marine and Transportation
39039	RURAL COMM INS CO	MN	4/3/1980	1/19/1983	\$ 3,253,598,478	\$ 175,579,229	\$ 2,497,486	Property; Casualty, Excluding Workers' Compensation
23132	RVI AMER INS CO	DE	07/18/1883	1/1/1909	\$ 109,646,027	\$ 87,231,977	\$ 2,135,424	Disability, Excluding Managed Care; Marine and Transportation; Property; Surety Including Fidelity
24740	SAFECO INS CO OF AMER	NH	9/2/1953	9/17/1953	\$ 7,256,669,930	\$ 2,244,063,480	\$ 39,122,574	Casualty, Including Workers' Compensation; Marine and Transportation; Surety Including Fidelity; Property
39012	SAFECO INS CO OF IL	IL	8/29/1980	7/31/1984	\$ 179,473,962	\$ 174,756,292	\$ 3,138,289	Casualty, Including Workers' Compensation; Property; Marine and Transportation
11215	SAFECO INS CO OF IN	IN	3/25/1971	4/5/1972	\$ 17,368,943	\$ 17,292,036	\$ 398,454	Casualty, Excluding Workers' Compensation; Property; Marine and Transportation
24759	SAFECO NATL INS CO	NH	9/11/1972	1/5/1991	\$ 7,352,621	\$ 7,037,434	\$ 173,209	Casualty, Excluding Workers' Compensation
36560	SAFEPOR INS CO	FL	12/16/1977	2/5/2004	\$ 156,935,549	\$ 78,885,771	\$ 7,011,387	Property; Surety Including Fidelity; Marine and Transportation; Casualty, Excluding Workers' Compensation
11123	SAFETY FIRST INS CO	IL	5/22/2001	9/1/2007	\$ 111,140,060	\$ 70,494,012	\$ 6,573,506	Casualty, Including Workers' Compensation; Surety Including Fidelity
15105	SAFETY NATL CAS CORP	MO	11/28/1942	9/15/1987	\$ 13,462,217,565	\$ 4,103,653,668	\$ 668,221,181	Property; Disability, Excluding Managed Care; Casualty, Including Workers' Compensation; Surety Including Fidelity; Marine and Transportation
12521	SAFEWAY INS CO	IL	8/28/1962	3/21/2008	\$ 760,041,619	\$ 442,381,742	\$ 5,139,582	Casualty, Excluding Workers' Compensation
40460	SAGAMORE INS CO	IN	12/15/1981	2/4/2002	\$ 224,515,990	\$ 163,423,069	\$ 3,580,131	Marine and Transportation; Disability, Excluding Managed Care; Casualty, Including Workers' Compensation; Property; Surety Including Fidelity
38300	SAMSUNG FIRE & MARINE INS CO LTD	NY	1/26/1952	11/1/2011	\$ 168,406,911	\$ 97,457,834	\$ 9,233,837	Marine and Transportation; Property; Casualty, Including Workers' Compensation; Surety Including Fidelity

COCODE	COMPANY NAME	STATE OF DOMICILE	INCORPORATED DATE	IDAHO LICENSE DATE	TOTAL ASSETS	CAPITAL AND SURPLUS	NET INCOME	LINE(S) OF BUSINESS
30058	SCOR REINS CO	NY	11/8/1984	9/30/1985	\$ 5,888,496,989	\$ 1,436,670,637	\$ 75,894,080	Disability, Excluding Managed Care; Surety Including Fidelity; Casualty, Including Workers' Compensation; Marine and Transportation; Property
15580	SCOTTSDALE IND CO	OH	11/14/1984	12/29/1992	\$ 68,489,467	\$ 37,459,870	\$ 920,190	Casualty, Excluding Workers' Compensation; Marine and Transportation; Property
10004	SEAVIEW INS CO	CA	6/18/1993	12/16/2015	\$ 81,617,863	\$ 20,107,204	\$ (2,359,037)	Surety Including Fidelity
22543	SECURA INS CO	WI	3/1/1900	11/1/2007	\$ 1,820,405,985	\$ 577,805,965	\$ (61,636,630)	Marine and Transportation; Surety Including Fidelity; Casualty, Including Workers' Compensation; Property; Disability, Excluding Managed Care
10239	SECURA SUPREME INS CO	WI	11/30/1995	11/1/2007	\$ 206,885,678	\$ 76,898,506	\$ (7,094,004)	Marine and Transportation; Property; Surety Including Fidelity; Disability, Excluding Managed Care; Casualty, Including Workers' Compensation
10054	SECURIAN CAS CO	MN	1/18/1994	6/13/2007	\$ 644,417,933	\$ 213,829,028	\$ 22,536,135	Property; Casualty, Excluding Workers' Compensation
19879	SECURITY NATL INS COMPANY	DE	7/7/1924	11/3/1992	\$ 1,120,685,862	\$ 286,334,791	\$ (2,560,885)	Surety Including Fidelity; Property; Marine and Transportation; Casualty, Including Workers' Compensation
22233	SELECT INS CO	TX	3/31/1955	8/29/1968	\$ 81,143,633	\$ 81,079,582	\$ 2,350,934	Surety Including Fidelity; Marine and Transportation; Casualty, Excluding Workers' Compensation; Property
12572	SELECTIVE INS CO OF AMER	NJ	12/22/1925	9/29/2021	\$ 3,715,312,415	\$ 938,765,178	\$ 120,472,838	Casualty, Including Workers' Compensation; Property; Surety Including Fidelity
13730	SELECTIVE INS CO OF NY	NY	1/1/1985	5/31/1983	\$ 705,126,564	\$ 180,129,077	\$ 16,380,002	Surety Including Fidelity; Casualty, Including Workers' Compensation; Marine and Transportation; Property
19259	SELECTIVE INS CO OF SC	IN	10/24/1951	9/29/2021	\$ 1,012,506,404	\$ 235,552,412	\$ 25,965,223	Casualty, Including Workers' Compensation; Surety Including Fidelity; Property
39926	SELECTIVE INS CO OF THE SOUTHEAST	IN	9/26/1980	9/29/2021	\$ 802,892,992	\$ 182,654,891	\$ 21,611,224	Casualty, Including Workers' Compensation; Marine and Transportation; Property
26301	SELECTIVE WAY INS CO	NJ	4/24/1973	9/29/2021	\$ 2,165,627,770	\$ 569,375,799	\$ 64,119,231	Surety Including Fidelity; Casualty, Including Workers' Compensation; Property
10936	SENECA INS CO INC	NY	3/29/1978	7/1/1978	\$ 523,269,235	\$ 164,305,264	\$ 5,307,505	Casualty, Including Workers' Compensation; Marine and Transportation; Property; Surety Including Fidelity
11000	SENTINEL INS CO LTD	CT	7/6/1999	2/4/2004	\$ 356,537,248	\$ 263,946,019	\$ 16,078,049	Marine and Transportation; Property; Casualty, Including Workers' Compensation; Surety Including Fidelity
12870	SENTRUITY CAS CO	TX	1/10/2007	8/27/2010	\$ 563,770,727	\$ 91,440,337	\$ 5,928,394	Surety Including Fidelity; Marine and Transportation; Casualty, Excluding Workers' Compensation
28460	SENTRY CAS CO	WI	7/23/1973	9/21/2004	\$ 429,011,804	\$ 72,836,232	\$ 5,962,381	Marine and Transportation; Property; Casualty, Including Workers' Compensation; Surety Including Fidelity; Disability, Excluding Managed Care
24988	SENTRY INS CO	WI	12/19/1913	1/7/1927	\$ 12,386,622,817	\$ 7,950,725,873	\$ 370,765,544	Surety Including Fidelity; Marine and Transportation; Disability, Excluding Managed Care; Property; Casualty, Including Workers' Compensation
21180	SENTRY SELECT INS CO	WI	8/1/1929	11/3/1982	\$ 1,056,848,326	\$ 233,236,805	\$ 13,451,441	Property; Marine and Transportation; Casualty, Including Workers' Compensation; Disability, Excluding Managed Care; Surety Including Fidelity
22985	SEQUOIA INS CO	CA	4/10/1946	9/14/2004	\$ 53,566,530	\$ 49,870,336	\$ 1,534,730	Surety Including Fidelity; Property; Marine and Transportation; Casualty, Including Workers' Compensation

COCODE	COMPANY NAME	STATE OF DOMICILE	INCORPORATED DATE	IDAHO LICENSE DATE	TOTAL ASSETS	CAPITAL AND SURPLUS	NET INCOME	LINE(S) OF BUSINESS
39152	SERVICE AMER IND CO	OK	10/3/1980	7/10/1991	\$ 232,143,949	\$ 31,704,934	\$ 787,150	Casualty, Including Workers' Compensation; Property; Surety Including Fidelity
43389	SERVICE LLOYDS INS CO	TX	5/21/1982	12/17/2020	\$ 429,402,269	\$ 166,531,849	\$ 8,464,401	Casualty, Including Workers' Compensation
11347	SFM MUT INS CO	MN	11/1/1983	12/17/2018	\$ 957,222,910	\$ 330,161,948	\$ 28,672,370	Casualty, Including Workers' Compensation
38776	SIRIUSPOINT AMER INS CO	NY	9/13/1979	12/8/1987	\$ 2,499,762,360	\$ 626,873,804	\$ 51,083,010	Property; Marine and Transportation; Casualty, Including Workers' Compensation; Disability, Excluding Managed Care; Surety Including Fidelity
38997	SOMPO AMER FIRE & MAR INS CO AMER	NY	12/21/2001	1/1/2017	\$ 48,197,281	\$ 21,184,988	\$ (34,923)	Disability, Excluding Managed Care; Casualty, Including Workers' Compensation; Property; Marine and Transportation; Surety Including Fidelity
11126	SOMPO AMER INS CO	NY	8/9/1962	12/13/1982	\$ 741,874,072	\$ 546,235,082	\$ 14,443,941	Surety Including Fidelity; Marine and Transportation; Casualty, Including Workers' Compensation; Property
19216	SOUTHERN INS CO	TX	12/2/1947	11/15/1960	\$ 37,502,345	\$ 32,414,141	\$ 525,668	Property; Casualty, Excluding Workers' Compensation; Marine and Transportation
12294	SOUTHWEST MARINE & GEN INS CO	AZ	7/26/2005	10/10/2008	\$ 313,848,328	\$ 76,351,488	\$ 340,478	Surety Including Fidelity
20613	SPARTA INS CO	CT	2/10/1923	9/9/1926	\$ 71,710,111	\$ 13,752,487	\$ (31,701,185)	Marine and Transportation; Property; Casualty, Including Workers' Compensation; Disability, Excluding Managed Care; Surety Including Fidelity
24376	SPINNAKER INS CO	IL	7/28/1986	9/11/1995	\$ 499,061,002	\$ 190,965,204	\$ 16,856,364	Disability, Excluding Managed Care; Casualty, Excluding Workers' Compensation; Property; Marine and Transportation
24767	ST PAUL FIRE & MARINE INS CO	CT	4/20/1925	5/2/1928	\$ 24,770,810,624	\$ 6,908,451,395	\$ 719,357,081	Marine and Transportation; Surety Including Fidelity; Disability, Excluding Managed Care; Casualty, Including Workers' Compensation; Property
24775	ST PAUL GUARDIAN INS CO	CT	4/6/1970	6/9/1972	\$ 96,043,156	\$ 22,426,789	\$ 1,884,145	Marine and Transportation; Disability, Excluding Managed Care; Property; Casualty, Including Workers' Compensation; Surety Including Fidelity
24791	ST PAUL MERCURY INS CO	CT	8/27/1964	11/14/1967	\$ 392,908,767	\$ 112,516,704	\$ 8,357,695	Property; Surety Including Fidelity; Casualty, Including Workers' Compensation; Disability, Excluding Managed Care; Marine and Transportation
19224	ST PAUL PROTECTIVE INS CO	CT	12/30/1931	5/9/1947	\$ 647,224,343	\$ 220,424,858	\$ 14,113,565	Casualty, Including Workers' Compensation; Marine and Transportation; Property; Disability, Excluding Managed Care; Surety Including Fidelity
19070	STANDARD FIRE INS CO	CT	7/6/1905	2/14/1912	\$ 5,002,220,455	\$ 1,409,250,598	\$ 127,325,540	Disability, Excluding Managed Care; Casualty, Including Workers' Compensation; Property; Marine and Transportation; Surety Including Fidelity
42986	STANDARD GUAR INS CO	DE	8/29/1960	12/30/1983	\$ 436,232,816	\$ 171,180,117	\$ 52,402,205	Property; Casualty, Excluding Workers' Compensation; Marine and Transportation; Disability, Excluding Managed Care
32387	STAR CAS INS CO	FL	8/20/1987	11/5/2015	\$ 59,459,734	\$ 9,045,202	\$ 412,648	Casualty, Excluding Workers' Compensation
18023	STAR INS CO	MI	8/26/1985	10/7/1988	\$ 2,246,039,120	\$ 637,519,577	\$ 30,149,577	Disability, Excluding Managed Care; Property; Surety Including Fidelity; Marine and Transportation; Casualty, Including Workers' Compensation
40045	STARNET INS CO	IA	6/11/1998	3/20/2000	\$ 276,853,422	\$ 128,389,786	\$ 4,008,475	Casualty, Including Workers' Compensation; Disability, Excluding Managed Care; Marine and Transportation; Surety Including Fidelity; Property

COCODE	COMPANY NAME	STATE OF DOMICILE	INCORPORATED DATE	IDAHO LICENSE DATE	TOTAL ASSETS	CAPITAL AND SURPLUS	NET INCOME	LINE(S) OF BUSINESS
38318	STARR IND & LIAB CO	TX	4/15/1919	6/30/1980	\$ 9,187,855,535	\$ 3,310,857,016	\$ 187,529,157	Marine and Transportation; Disability, Excluding Managed Care; Surety Including Fidelity; Casualty, Including Workers' Compensation; Property
16109	STARR SPECIALTY INS CO	TX	11/29/2016	4/10/2019	\$ 126,875,123	\$ 46,250,736	\$ 10,773,127	Property; Marine and Transportation; Surety Including Fidelity; Casualty, Including Workers' Compensation
25496	STARSTONE NATL INS CO	DE	11/6/1944	7/1/1947	\$ 1,476,729,793	\$ 498,933,290	\$ (62,976,890)	Casualty, Including Workers' Compensation; Property; Surety Including Fidelity; Marine and Transportation
25127	STATE AUTO PROP & CAS INS CO	IA	1/25/1950	3/1/2012	\$ 343,974,785	\$ 185,654,530	\$ (54,005,568)	Property; Casualty, Including Workers' Compensation; Surety Including Fidelity; Marine and Transportation
25135	STATE AUTOMOBILE MUT INS CO	OH	8/15/1921	2/1/2006	\$ 813,715,714	\$ 528,578,518	\$ 455,268,398	Surety Including Fidelity; Property; Marine and Transportation; Casualty, Including Workers' Compensation
17133	STATE FARM CLASSIC INS CO	IL	4/7/2021	11/10/2022	\$ 13,927,766	\$ 12,801,917	\$ (41,219)	Property; Marine and Transportation; Casualty, Excluding Workers' Compensation
25143	STATE FARM FIRE & CAS CO	IL	6/12/1935	8/29/1952	\$ 54,817,312,019	\$ 22,971,821,273	\$ (2,025,473,346)	Marine and Transportation; Surety Including Fidelity; Property; Casualty, Including Workers' Compensation
25151	STATE FARM GEN INS CO	IL	4/3/1962	10/24/1962	\$ 7,060,131,191	\$ 1,342,228,645	\$ (880,385,978)	Marine and Transportation; Casualty, Excluding Workers' Compensation; Property; Surety Including Fidelity
25178	STATE FARM MUT AUTO INS CO	IL	3/29/1922	4/1/1929	\$ 220,788,078,184	\$ 134,751,855,180	\$ (4,735,029,991)	Marine and Transportation; Casualty, Excluding Workers' Compensation; Disability, Excluding Managed Care
12831	STATE NATL INS CO INC	TX	8/1/1984	12/19/1994	\$ 1,298,216,263	\$ 573,664,741	\$ 42,625,718	Disability, Excluding Managed Care; Surety Including Fidelity; Marine and Transportation; Casualty, Including Workers' Compensation; Property
25180	STILLWATER INS CO	CA	4/26/1990	4/22/2008	\$ 641,734,767	\$ 220,689,972	\$ 15,442,102	Casualty, Excluding Workers' Compensation; Marine and Transportation; Surety Including Fidelity; Property
16578	STILLWATER PROP & CAS INS CO	NY	6/7/1971	6/14/1988	\$ 177,345,889	\$ 119,456,145	\$ 12,386,509	Marine and Transportation; Casualty, Excluding Workers' Compensation; Surety Including Fidelity; Property
11828	STONEWOOD INS CO	NC	10/16/2003	8/10/2023	\$ 384,117,143	\$ 81,941,541	\$ 11,500,877	Surety Including Fidelity; Casualty, Excluding Workers' Compensation; Property; Marine and Transportation
10340	STONINGTON INS CO	PA	2/2/1938	4/8/1988	\$ 18,742,925	\$ 16,467,989	\$ 434,610	Property; Surety Including Fidelity; Marine and Transportation; Casualty, Including Workers' Compensation
40436	STRATFORD INS CO	NH	12/28/1981	8/22/1988	\$ 1,390,482,912	\$ 81,130,939	\$ 5,148,364	Property; Casualty, Excluding Workers' Compensation; Marine and Transportation
10130	SU INS CO	WI	3/7/2005	4/23/2018	\$ 33,762,782	\$ 15,280,342	\$ 450,172	Marine and Transportation
26824	SUBLIMITY INS CO	OR	11/10/1897	1/25/1991	\$ 41,219,928	\$ 14,556,509	\$ (4,259,840)	Surety Including Fidelity; Property; Casualty, Excluding Workers' Compensation
10909	SUN SURETY INS CO	SD	4/20/1998	11/1/2001	\$ 26,101,755	\$ 12,304,437	\$ 601,155	Surety Including Fidelity
10916	SURETEC INS CO	TX	6/19/1998	7/22/2008	\$ 690,525,942	\$ 143,477,154	\$ (20,010,586)	Surety Including Fidelity
24047	SURETY BONDING CO OF AMER	SD	2/27/1992	12/23/1999	\$ 5,226,861	\$ 5,209,028	\$ 165,507	Casualty, Excluding Workers' Compensation; Surety Including Fidelity
25798	SUTTON NATIONAL INS CO	OK	11/8/1972	5/31/1991	\$ 140,393,689	\$ 49,254,406	\$ 5,099,561	Casualty, Including Workers' Compensation; Surety Including Fidelity; Marine and Transportation; Property

COCODE	COMPANY NAME	STATE OF DOMICILE	INCORPORATED DATE	IDAHO LICENSE DATE	TOTAL ASSETS	CAPITAL AND SURPLUS	NET INCOME	LINE(S) OF BUSINESS
29874	SWISS RE CORP SOLUTIONS AMER INS CO	MO	11/23/1973	10/23/1984	\$ 3,221,218,304	\$ 1,206,400,714	\$ 85,837,696	Surety Including Fidelity; Marine and Transportation; Casualty, Including Workers' Compensation; Property; Disability, Excluding Managed Care
29700	SWISS RE CORP SOLUTIONS ELITE INS CO	MO	12/28/1987	10/19/2001	\$ 469,389,769	\$ 97,562,489	\$ (403,162)	Property; Casualty, Including Workers' Compensation; Marine and Transportation; Disability, Excluding Managed Care; Surety Including Fidelity
32778	SWISS RE CORP SOLUTIONS PREMIER INS	MO	2/3/1976	1/17/1991	\$ 77,920,571	\$ 68,128,311	\$ 1,663,968	Casualty, Including Workers' Compensation; Marine and Transportation; Surety Including Fidelity; Property; Disability, Excluding Managed Care
25364	SWISS REINS AMER CORP	NY	7/26/1940	11/18/1960	\$ 18,148,080,370	\$ 3,753,956,520	\$ 237,959,695	Property; Casualty, Excluding Workers' Compensation; Surety Including Fidelity; Marine and Transportation; Disability, Excluding Managed Care
20311	SYNCORA GUAR INC	NY	7/25/1991	11/5/1992	\$ 391,664,755	\$ 306,768,910	\$ (72,266,849)	Surety Including Fidelity
12866	THE INS CO	LA	4/10/1969	4/23/1996	\$ 71,858,979	\$ 55,143,700	\$ 1,184,144	Property; Casualty, Including Workers' Compensation; Marine and Transportation; Surety Including Fidelity
41050	TDC NATL ASSUR CO	OR	9/5/1989	6/14/2001	\$ 501,510,754	\$ 170,724,297	\$ 9,962,498	Casualty, Excluding Workers' Compensation
22683	TEACHERS INS CO	IL	3/2/1971	4/16/1973	\$ 382,400,246	\$ 142,140,213	\$ (17,262,279)	Marine and Transportation; Casualty, Excluding Workers' Compensation; Property; Disability, Excluding Managed Care; Surety Including Fidelity
42376	TECHNOLOGY INS CO INC	DE	6/24/1991	3/4/1996	\$ 6,775,126,853	\$ 1,476,705,460	\$ (5,153,458)	Property; Casualty, Including Workers' Compensation; Marine and Transportation; Surety Including Fidelity; Disability, Excluding Managed Care
24813	TESLA INS CO	CA	2/6/1948	8/25/1955	\$ 41,260,007	\$ 40,050,657	\$ 161,649	Marine and Transportation; Casualty, Excluding Workers' Compensation; Surety Including Fidelity; Property; Disability, Excluding Managed Care
24821	TESLA PROP & CAS INC	CA	12/10/1952	11/12/1982	\$ 87,525,655	\$ 24,415,710	\$ (20,037,349)	Surety Including Fidelity; Marine and Transportation; Casualty, Excluding Workers' Compensation; Property
10393	TEXAS MEDICAL INS CO	TX	12/12/1995	3/1/2019	\$ 177,868,666	\$ 44,015,167	\$ (3,034,936)	Casualty, Excluding Workers' Compensation
29513	THE BAR PLAN MUT INS CO	MO	11/21/1985	3/25/2004	\$ 35,431,209	\$ 15,411,813	\$ 29,778	Surety Including Fidelity
28665	THE CINCINNATI CAS CO	OH	12/27/1972	1/1/1998	\$ 631,571,128	\$ 517,366,856	\$ 13,187,022	Casualty, Including Workers' Compensation; Surety Including Fidelity; Property; Marine and Transportation
23280	THE CINCINNATI IND CO	OH	5/19/1988	1/1/1998	\$ 183,224,735	\$ 129,975,199	\$ 2,723,716	Surety Including Fidelity; Marine and Transportation; Casualty, Including Workers' Compensation; Property
10677	THE CINCINNATI INS CO	OH	8/2/1950	5/4/1984	\$ 19,791,935,858	\$ 7,293,953,999	\$ 607,414,912	Casualty, Including Workers' Compensation; Property; Surety Including Fidelity; Marine and Transportation
10671	THE GRAY CAS & SURETY CO	LA	3/7/1996	9/26/2022	\$ 160,461,151	\$ 116,414,742	\$ 3,991,677	Surety Including Fidelity
21857	THE PIE INS CO	OH	02/20/1846	4/30/1901	\$ 240,812,084	\$ 93,259,805	\$ (16,949,396)	Marine and Transportation; Casualty, Including Workers' Compensation; Property; Disability, Excluding Managed Care; Surety Including Fidelity
41769	THE TRAVELERS CAS CO	CT	12/10/1982	9/6/1983	\$ 263,044,160	\$ 59,418,261	\$ 5,314,790	Marine and Transportation; Surety Including Fidelity; Property; Casualty, Including Workers' Compensation
25534	TIG INS CO	CA	3/8/1911	7/6/1932	\$ 1,551,276,511	\$ 422,626,495	\$ (259,352,639)	Property; Surety Including Fidelity; Disability, Excluding Managed Care; Marine and Transportation; Casualty, Including Workers' Compensation
32301	TNUS INS CO	NY	2/11/2004	7/1/2004	\$ 71,222,536	\$ 66,386,676	\$ 1,569,709	Property; Casualty, Excluding Workers' Compensation; Surety Including Fidelity; Marine and Transportation

COCODE	COMPANY NAME	STATE OF DOMICILE	INCORPORATED DATE	IDAHO LICENSE DATE	TOTAL ASSETS	CAPITAL AND SURPLUS	NET INCOME	LINE(S) OF BUSINESS
44245	TOGGLE INS CO	DE	9/21/1989	8/6/2009	\$ 91,546,760	\$ 74,763,943	\$ 498,169	Disability, Excluding Managed Care; Marine and Transportation; Property; Casualty, Excluding Workers' Compensation
10945	TOKIO MARINE AMER INS CO	NY	8/13/1998	8/1/2012	\$ 1,430,444,575	\$ 493,852,848	\$ 50,613,322	Surety Including Fidelity; Disability, Excluding Managed Care; Marine and Transportation; Casualty, Including Workers' Compensation; Property
37621	TOYOTA MOTOR INS CO	AZ	9/3/1909	12/10/1952	\$ 876,631,231	\$ 398,964,989	\$ 23,028,212	Marine and Transportation; Property; Casualty, Excluding Workers' Compensation
41238	TRANS PACIFIC INS CO	NY	1/21/1982	6/24/1983	\$ 74,347,024	\$ 61,135,856	\$ 1,468,694	Property; Surety Including Fidelity; Casualty, Including Workers' Compensation; Marine and Transportation
10952	TRANSAMERICA CAS INS CO	IA	11/15/1957	7/25/1974	\$ 16,321,458	\$ 13,562,989	\$ (156,885)	Property; Marine and Transportation; Surety Including Fidelity; Disability, Excluding Managed Care; Casualty, Excluding Workers' Compensation
19453	TRANSATLANTIC REINS CO	NY	10/29/1952	3/22/1978	\$ 12,096,076,610	\$ 4,717,408,057	\$ 741,145,528	Property; Disability, Excluding Managed Care; Casualty, Including Workers' Compensation; Marine and Transportation
28886	TRANSGUARD INS CO OF AMER INC	IL	6/18/1987	1/12/1998	\$ 665,750,213	\$ 250,868,124	\$ 10,259,538	Surety Including Fidelity; Marine and Transportation; Casualty, Including Workers' Compensation; Property
33014	TRANSPORT INS CO	OH	5/25/1976	12/21/1976	\$ 31,402,693	\$ 8,116,732	\$ (3,387,954)	Surety Including Fidelity; Casualty, Including Workers' Compensation; Marine and Transportation; Property
20494	TRANSPORTATION INS CO	IL	2/11/1938	7/10/1951	\$ 71,433,261	\$ 71,376,957	\$ 2,098,098	Disability, Excluding Managed Care; Property; Surety Including Fidelity; Marine and Transportation; Casualty, Including Workers' Compensation
21075	TRANSVERSE INS CO	TX	3/14/1961	10/6/1972	\$ 147,904,856	\$ 37,420,577	\$ 3,480,820	Surety Including Fidelity; Marine and Transportation; Property; Disability, Excluding Managed Care; Casualty, Including Workers' Compensation
28188	TRAVCO INS CO	CT	7/24/1991	10/10/1995	\$ 282,625,086	\$ 65,182,300	\$ 6,044,864	Property; Marine and Transportation; Casualty, Excluding Workers' Compensation
36463	TRAVCO PERSONAL INS CO	CT	12/20/1978	8/13/1981	\$ 160,439,955	\$ 62,472,993	\$ 3,914,265	Casualty, Including Workers' Compensation; Property; Disability, Excluding Managed Care; Marine and Transportation; Surety Including Fidelity
19038	TRAVELERS CAS & SURETY CO	CT	05/01/1883	1/1/1965	\$ 22,327,643,925	\$ 8,141,937,373	\$ 1,131,705,593	Marine and Transportation; Surety Including Fidelity; Casualty, Including Workers' Compensation; Property; Disability, Excluding Managed Care
31194	TRAVELERS CAS & SURETY CO OF AMER	CT	7/18/1974	8/16/1988	\$ 5,747,936,058	\$ 2,318,234,716	\$ 617,008,109	Surety Including Fidelity; Property; Casualty, Including Workers' Compensation; Disability, Excluding Managed Care; Marine and Transportation
36170	TRAVELERS CAS CO OF CT	CT	1/3/1990	2/11/1991	\$ 419,038,786	\$ 92,395,467	\$ 8,469,529	Marine and Transportation; Property; Surety Including Fidelity; Casualty, Including Workers' Compensation
19046	TRAVELERS CAS INS CO OF AMER	CT	8/12/1971	4/12/1978	\$ 2,435,772,978	\$ 533,214,511	\$ 35,715,368	Surety Including Fidelity; Casualty, Including Workers' Compensation; Property; Marine and Transportation
40282	TRAVELERS COMMERCIAL CAS CO	CT	5/20/1981	12/17/1984	\$ 419,568,304	\$ 92,219,362	\$ 8,910,073	Marine and Transportation; Property; Casualty, Including Workers' Compensation; Disability, Excluding Managed Care; Surety Including Fidelity
36137	TRAVELERS COMMERCIAL INS CO	CT	1/3/1990	2/11/1991	\$ 453,901,466	\$ 103,359,429	\$ 9,827,477	Surety Including Fidelity; Marine and Transportation; Property; Casualty, Including Workers' Compensation
41750	TRAVELERS CONSTITUTION STATE INS CO	CT	12/10/1982	9/6/1983	\$ 260,715,337	\$ 59,297,890	\$ 5,315,018	Casualty, Including Workers' Compensation; Property; Surety Including Fidelity; Marine and Transportation

COCODE	COMPANY NAME	STATE OF DOMICILE	INCORPORATED DATE	IDAHO LICENSE DATE	TOTAL ASSETS	CAPITAL AND SURPLUS	NET INCOME	LINE(S) OF BUSINESS
27998	TRAVELERS HOME & MARINE INS CO	CT	7/24/1991	10/10/1995	\$ 384,224,916	\$ 105,755,899	\$ 7,912,284	Property; Marine and Transportation; Casualty, Excluding Workers' Compensation
25658	TRAVELERS IND CO	CT	3/25/1903	8/11/1923	\$ 28,426,398,791	\$ 7,428,331,992	\$ 607,443,911	Casualty, Including Workers' Compensation; Disability, Excluding Managed Care; Property; Surety Including Fidelity; Marine and Transportation
25666	TRAVELERS IND CO OF AMER	CT	1/2/1946	5/13/1968	\$ 818,865,114	\$ 183,943,329	\$ 17,612,983	Surety Including Fidelity; Casualty, Including Workers' Compensation; Property; Marine and Transportation
25682	TRAVELERS IND CO OF CT	CT	05/01/1859	12/28/1966	\$ 1,360,355,158	\$ 329,459,766	\$ 32,732,425	Casualty, Including Workers' Compensation; Property; Surety Including Fidelity; Disability, Excluding Managed Care; Marine and Transportation
25674	TRAVELERS PROP CAS CO OF AMER	CT	7/29/1971	4/1/1973	\$ 1,038,376,166	\$ 476,913,111	\$ 19,009,871	Surety Including Fidelity; Marine and Transportation; Property; Casualty, Including Workers' Compensation
36161	TRAVELERS PROP CAS INS CO	CT	1/3/1990	3/21/1991	\$ 365,093,531	\$ 82,468,969	\$ 7,454,958	Casualty, Excluding Workers' Compensation; Marine and Transportation; Property
31003	TRI STATE INS CO OF MN	IA	4/1/1974	3/1/2008	\$ 310,455,225	\$ 45,294,000	\$ 1,608,290	Property; Surety Including Fidelity; Disability, Excluding Managed Care; Casualty, Including Workers' Compensation; Marine and Transportation
28535	TRIANGLE INS CO INC	OK	1/3/1992	11/3/2015	\$ 234,829,826	\$ 82,139,920	\$ 9,455,375	Property; Marine and Transportation; Casualty, Excluding Workers' Compensation; Surety Including Fidelity
19887	TRINITY UNIVERSAL INS CO	TX	1/26/1926	9/9/1992	\$ 5,211,304,544	\$ 1,431,087,475	\$ (100,529,347)	Surety Including Fidelity; Property; Marine and Transportation; Casualty, Including Workers' Compensation
22225	TRISURA INS CO	OK	8/19/1971	5/9/2022	\$ 393,214,957	\$ 189,710,587	\$ 3,309,159	Marine and Transportation; Casualty, Excluding Workers' Compensation; Surety Including Fidelity; Property
41211	TRITON INS CO	TX	3/25/1982	12/23/1985	\$ 730,895,170	\$ 179,819,407	\$ 45,827,111	Property; Casualty, Excluding Workers' Compensation; Marine and Transportation; Surety Including Fidelity; Disability, Excluding Managed Care
41106	TRIUMPHE CAS CO	OH	10/20/1981	1/1/2015	\$ 113,799,690	\$ 26,392,238	\$ 2,873,948	Marine and Transportation; Casualty, Including Workers' Compensation; Property
21709	TRUCK INS EXCH	CA	2/5/1935	4/1/1935	\$ 2,634,239,185	\$ 732,556,414	\$ (46,978,159)	Casualty, Including Workers' Compensation; Marine and Transportation; Surety Including Fidelity; Property; Disability, Excluding Managed Care
27120	TRUMBULL INS CO	CT	10/10/1986	11/8/1995	\$ 306,940,056	\$ 150,622,957	\$ 15,206,363	Property; Casualty, Including Workers' Compensation; Surety Including Fidelity; Marine and Transportation
29459	TWIN CITY FIRE INS CO CO	IN	3/5/1987	7/1/1987	\$ 745,727,470	\$ 284,703,305	\$ 34,490,772	Property; Surety Including Fidelity; Disability, Excluding Managed Care; Marine and Transportation; Casualty, Including Workers' Compensation
36676	UMIA INS INC	UT	11/22/1978	1/3/1991	\$ 242,456,014	\$ 87,456,795	\$ (11,881,300)	Casualty, Excluding Workers' Compensation
25844	UNION INS CO	IA	3/21/1973	7/13/1982	\$ 202,835,156	\$ 51,465,692	\$ 1,662,721	Surety Including Fidelity; Casualty, Including Workers' Compensation; Property; Marine and Transportation
21423	UNION INS CO OF PROVIDENCE	IA	05/15/1863	7/18/2018	\$ 15,413,684	\$ 15,173,727	\$ 579,391	Surety Including Fidelity; Casualty, Including Workers' Compensation; Marine and Transportation; Property
36226	UNITED CAS & SURETY INS CO	NE	5/21/1993	5/22/2017	\$ 49,912,908	\$ 21,865,736	\$ 1,397,028	Surety Including Fidelity
11770	UNITED FINANCIAL CAS CO	OH	6/13/1984	6/27/1995	\$ 10,702,120,949	\$ 2,088,638,189	\$ 108,048,207	Marine and Transportation; Property; Casualty, Excluding Workers' Compensation

COCODE	COMPANY NAME	STATE OF DOMICILE	INCORPORATED DATE	IDAHO LICENSE DATE	TOTAL ASSETS	CAPITAL AND SURPLUS	NET INCOME	LINE(S) OF BUSINESS
13021	UNITED FIRE & CAS CO	IA	1/2/1946	10/29/1980	\$ 1,971,185,314	\$ 635,474,303	\$ (11,123,349)	Property; Casualty, Including Workers' Compensation; Surety Including Fidelity; Marine and Transportation
15873	UNITED GUAR RESIDENTIAL INS CO	NC	11/27/1963	11/9/1964	\$ 1,899,138,694	\$ 107,648,138	\$ 162,983,836	Mortgage Guaranty
16667	UNITED GUAR RESIDENTIAL INS CO OF NC	NC	4/5/1963	5/14/1980	\$ 14,100,151	\$ 11,711,268	\$ 2,151,022	Casualty, Excluding Workers' Compensation
18939	UNITED HERITAGE PROP & CAS CO	ID	4/1/1908	4/21/1908	\$ 24,605,869	\$ 4,489,549	\$ (6,946,784)	Property; Casualty, Excluding Workers' Compensation
25941	UNITED SERV AUTOMOBILE ASSN	TX	6/20/1922	10/31/1962	\$ 38,458,325,118	\$ 25,383,639,147	\$ (365,713,483)	Casualty, Excluding Workers' Compensation; Property; Marine and Transportation
25887	UNITED STATES FIDELITY & GUAR CO	CT	03/19/1896	06/20/1899	\$ 3,951,196,848	\$ 846,845,978	\$ 57,651,111	Surety Including Fidelity; Casualty, Including Workers' Compensation; Disability, Excluding Managed Care; Property; Marine and Transportation
21113	UNITED STATES FIRE INS CO	DE	04/01/1824	12/29/2003	\$ 7,218,664,454	\$ 2,281,874,071	\$ 95,011,852	Marine and Transportation; Surety Including Fidelity; Disability, Excluding Managed Care; Casualty, Including Workers' Compensation; Property
25895	UNITED STATES LIAB INS CO	NE	04/12/1867	2/5/1965	\$ 2,065,980,191	\$ 1,428,697,735	\$ 80,472,463	Surety Including Fidelity; Casualty, Excluding Workers' Compensation; Property; Marine and Transportation
29157	UNITED WI INS CO	WI	9/11/1957	4/16/1991	\$ 210,401,153	\$ 128,579,455	\$ (311,309)	Casualty, Including Workers' Compensation; Property; Disability, Excluding Managed Care; Marine and Transportation; Surety Including Fidelity
16063	UNITRIN AUTO & HOME INS CO	NY	10/15/1996	12/31/1996	\$ 49,726,232	\$ 35,469,619	\$ 1,109,327	Surety Including Fidelity; Property; Marine and Transportation; Casualty, Excluding Workers' Compensation
25909	UNITRIN PREFERRED INS CO	NY	9/28/1942	12/8/1999	\$ 14,559,430	\$ 9,313,223	\$ 245,260	Surety Including Fidelity; Casualty, Excluding Workers' Compensation; Marine and Transportation; Property
40703	UNITRIN SAFEGUARD INS CO	WI	1/25/1982	3/21/1991	\$ 36,406,828	\$ 9,644,876	\$ 308,007	Marine and Transportation; Property; Casualty, Excluding Workers' Compensation
32867	UNIVERSAL FIRE & CAS INS CO	IN	2/4/1976	11/4/2005	\$ 106,202,996	\$ 59,267,029	\$ (1,137,041)	Casualty, Excluding Workers' Compensation; Marine and Transportation; Property; Surety Including Fidelity
25933	UNIVERSAL SURETY CO	NE	5/1/1947	6/4/1981	\$ 305,377,625	\$ 260,025,004	\$ 11,281,120	Surety Including Fidelity
13200	UNIVERSAL SURETY OF AMER	SD	5/14/1984	5/13/1997	\$ 10,102,621	\$ 10,072,667	\$ 275,609	Casualty, Excluding Workers' Compensation; Surety Including Fidelity
41181	UNIVERSAL UNDERWRITERS INS CO	IL	1/25/1982	11/30/1982	\$ 337,077,584	\$ 353,558,618	\$ 7,253,880	Property; Casualty, Including Workers' Compensation; Surety Including Fidelity; Marine and Transportation; Disability, Excluding Managed Care
40843	UNIVERSAL UNDERWRITERS OF TX INS	IL	8/28/1981	5/24/2006	\$ 11,080,934	\$ 11,053,199	\$ 76,160	Casualty, Excluding Workers' Compensation; Marine and Transportation; Property; Surety Including Fidelity
29599	US SPECIALTY INS CO	TX	10/28/1986	4/15/1988	\$ 2,482,008,062	\$ 624,873,812	\$ 93,875,854	Surety Including Fidelity; Property; Casualty, Excluding Workers' Compensation; Disability, Excluding Managed Care; Marine and Transportation
35416	US UNDERWRITERS INS CO	ND	10/22/1992	9/20/2013	\$ 195,261,954	\$ 149,694,862	\$ 10,163,959	Surety Including Fidelity; Property; Casualty, Excluding Workers' Compensation; Marine and Transportation
25968	USAA CAS INS CO	TX	7/16/1990	12/31/1990	\$ 15,484,928,432	\$ 5,977,467,942	\$ 34,708,881	Property; Marine and Transportation; Casualty, Excluding Workers' Compensation
18600	USAA GEN IND CO	TX	6/23/1972	12/24/1974	\$ 8,600,547,736	\$ 2,745,313,967	\$ 44,314,766	Property; Marine and Transportation; Casualty, Excluding Workers' Compensation
25976	UTICA MUT INS CO	NY	2/13/1914	12/29/1959	\$ 3,813,481,110	\$ 1,474,696,725	\$ 84,299,866	Property; Surety Including Fidelity; Marine and Transportation; Casualty, Including Workers' Compensation

COCODE	COMPANY NAME	STATE OF DOMICILE	INCORPORATED DATE	IDAHO LICENSE DATE	TOTAL ASSETS	CAPITAL AND SURPLUS	NET INCOME	LINE(S) OF BUSINESS
20508	VALLEY FORGE INS CO	PA	4/28/1944	9/2/1957	\$ 54,992,071	\$ 54,944,793	\$ 1,703,564	Casualty, Including Workers' Compensation; Property; Disability, Excluding Managed Care; Marine and Transportation; Surety Including Fidelity
21172	VANLINER INS CO	OH	4/16/1953	9/24/1968	\$ 722,678,896	\$ 228,917,807	\$ 26,139,786	Property; Marine and Transportation; Casualty, Including Workers' Compensation
32077	VANTAGE RISK ASSUR CO	DE	6/4/1974	1/16/1984	\$ 218,869,818	\$ 97,361,722	\$ (12,045,716)	Marine and Transportation; Casualty, Excluding Workers' Compensation; Surety Including Fidelity; Disability, Excluding Managed Care; Property
44768	VANTAPRO SPECIALTY INS CO	AR	6/30/1991	10/28/2021	\$ 71,851,086	\$ 23,338,587	\$ (30,224)	Property; Disability, Excluding Managed Care; Surety Including Fidelity; Casualty, Including Workers' Compensation; Marine and Transportation
10815	VERLAN FIRE INS CO MD	NH	1/1/2009	9/27/2010	\$ 25,942,910	\$ 25,916,972	\$ 530,055	Property; Casualty, Excluding Workers' Compensation; Marine and Transportation
42889	VICTORIA FIRE & CAS CO	OH	7/11/1983	7/1/1996	\$ 44,416,408	\$ 43,740,913	\$ 914,405	Casualty, Including Workers' Compensation; Property
20397	VIGILANT INS CO	NY	7/17/1939	9/9/1953	\$ 503,053,448	\$ 380,847,758	\$ 12,089,748	Property; Disability, Excluding Managed Care; Casualty, Including Workers' Compensation; Surety Including Fidelity; Marine and Transportation
13137	VIKING INS CO OF WI	WI	8/10/1971	10/11/1977	\$ 598,864,372	\$ 205,172,343	\$ 6,938,030	Property; Disability, Excluding Managed Care; Casualty, Excluding Workers' Compensation
40827	VIRGINIA SURETY CO INC	IL	1/7/1982	6/30/1982	\$ 1,842,658,934	\$ 360,247,036	\$ 65,266,485	Surety Including Fidelity; Marine and Transportation; Property; Disability, Excluding Managed Care
39616	VISION SERV PLAN INS CO	OH	6/10/1987	3/1/2019	\$ 482,022,108	\$ 331,070,055	\$ 202,502,264	Disability, Excluding Managed Care
26085	WARNER INS CO	IL	6/28/1985	11/28/1986	\$ 18,590,843	\$ 18,300,825	\$ 52,808	Casualty, Excluding Workers' Compensation
25585	WATFORD INS CO	NJ	6/4/1987	6/5/2019	\$ 44,479,702	\$ 24,569,362	\$ (1,036,999)	Surety Including Fidelity; Disability, Excluding Managed Care; Casualty, Including Workers' Compensation; Marine and Transportation; Property
26069	WAUSAU BUSINESS INS CO	WI	12/27/1907	11/2/1992	\$ 35,872,578	\$ 32,645,828	\$ 609,772	Marine and Transportation; Surety Including Fidelity; Property; Casualty, Including Workers' Compensation
26042	WAUSAU UNDERWRITERS INS CO	WI	9/27/1979	12/31/1979	\$ 122,617,803	\$ 77,549,067	\$ 1,758,355	Casualty, Including Workers' Compensation; Disability, Excluding Managed Care; Property; Marine and Transportation; Surety Including Fidelity
40517	WCF NATL INS CO	UT	9/4/1981	12/4/1984	\$ 240,118,734	\$ 228,975,106	\$ (3,967,516)	Surety Including Fidelity; Casualty, Including Workers' Compensation; Property; Marine and Transportation
21865	WCF SELECT INS CO	CA	12/21/1922	1/2/1930	\$ 28,480,376	\$ 28,447,010	\$ 818,339	Casualty, Including Workers' Compensation; Marine and Transportation; Disability, Excluding Managed Care; Property; Surety Including Fidelity
32280	WELLFLEET INS CO	IN	3/21/1986	1/1/1996	\$ 282,548,748	\$ 61,763,031	\$ 2,174,581	Disability, Excluding Managed Care; Casualty, Including Workers' Compensation
20931	WELLFLEET NY INS CO	NY	1/1/1929	8/24/1950	\$ 178,293,820	\$ 30,820,308	\$ (3,973,008)	Property; Marine and Transportation; Surety Including Fidelity; Casualty, Including Workers' Compensation
25011	WESCO INS CO	DE	12/12/1962	8/16/1988	\$ 2,227,056,326	\$ 599,443,910	\$ 2,762,407	Surety Including Fidelity; Disability, Excluding Managed Care; Property; Casualty, Including Workers' Compensation; Marine and Transportation
44393	WEST AMER INS CO	IN	9/6/1991	1/18/1996	\$ 55,477,323	\$ 51,522,585	\$ 1,020,702	Property; Casualty, Including Workers' Compensation; Surety Including Fidelity; Marine and Transportation
15350	WEST BEND MUT INS CO	WI	04/13/1894	7/24/2019	\$ 4,296,289,137	\$ 1,473,408,605	\$ (108,513,886)	Surety Including Fidelity; Property; Casualty, Including Workers' Compensation; Marine and Transportation

COCODE	COMPANY NAME	STATE OF DOMICILE	INCORPORATED DATE	IDAHO LICENSE DATE	TOTAL ASSETS	CAPITAL AND SURPLUS	NET INCOME	LINE(S) OF BUSINESS
10030	WESTCHESTER FIRE INS CO	PA	5/27/1971	4/1/1973	\$ 258,365,404	\$ 54,353,786	\$ 3,169,256	Surety Including Fidelity; Casualty, Including Workers' Compensation; Marine and Transportation; Property
27871	WESTERN AGRIC INS CO	IA	10/15/1971	8/22/1980	\$ 14,807,579	\$ 10,163,409	\$ (15,381)	Marine and Transportation; Surety Including Fidelity; Casualty, Excluding Workers' Compensation; Property
39519	WESTERN COMM INS CO	ID	4/4/1980	8/18/1980	\$ 69,097,889	\$ 45,496,013	\$ 2,299,456	Surety Including Fidelity; Marine and Transportation; Disability, Excluding Managed Care; Casualty, Including Workers' Compensation; Property
13625	WESTERN MUT INS CO	CA	3/7/1942	11/15/2022	\$ 103,870,529	\$ 77,233,362	\$ 4,277,534	Property; Casualty, Excluding Workers' Compensation
24465	WESTERN NATL ASSUR CO	MN	6/28/1957	10/15/1957	\$ 169,161,039	\$ 47,259,506	\$ 3,817,761	Disability, Excluding Managed Care; Property; Surety Including Fidelity; Marine and Transportation; Casualty, Including Workers' Compensation
15377	WESTERN NATL MUT INS CO	MN	5/6/1915	6/15/2011	\$ 2,027,670,594	\$ 880,007,139	\$ 53,332,181	Surety Including Fidelity; Property; Casualty, Including Workers' Compensation; Marine and Transportation
30961	WESTERN PROTECTORS INS CO	OR	5/27/1987	12/6/1994	\$ 8,855,837	\$ 8,750,639	\$ 141,137	Property; Casualty, Excluding Workers' Compensation
13188	WESTERN SURETY CO	SD	7/16/1900	8/27/1958	\$ 2,126,616,005	\$ 1,473,250,152	\$ 107,332,313	Surety Including Fidelity; Casualty, Excluding Workers' Compensation
24112	WESTFIELD INS CO	OH	7/12/1929	4/24/1969	\$ 3,331,213,510	\$ 1,207,019,041	\$ 15,832,540	Property; Surety Including Fidelity; Casualty, Including Workers' Compensation; Marine and Transportation
24120	WESTFIELD NATL INS CO	OH	4/11/1968	3/1/2013	\$ 853,672,116	\$ 358,532,759	\$ (3,022,298)	Property; Marine and Transportation; Casualty, Including Workers' Compensation
39845	WESTPORT INS CORP	MO	3/13/1981	9/30/1981	\$ 1,050,574,101	\$ 157,494,740	\$ 20,172,224	Casualty, Including Workers' Compensation; Disability, Excluding Managed Care; Marine and Transportation; Surety Including Fidelity; Property
11932	WHITE PINE INS CO	MI	7/9/1969	8/30/2013	\$ 42,281,566	\$ 7,493,819	\$ (9,841,129)	Property; Casualty, Excluding Workers' Compensation; Marine and Transportation
25780	WILLIAMSBURG NATL INS CO	MI	9/18/1986	5/1/1998	\$ 20,613,505	\$ 19,224,670	\$ 299,412	Surety Including Fidelity; Marine and Transportation; Property; Casualty, Including Workers' Compensation
30155	WILMINGTON INS CO	DE	07/30/1895	3/22/1996	\$ 28,656,079	\$ 7,615,274	\$ (4,547,863)	Disability, Excluding Managed Care
13234	WILSHIRE INS CO	NC	9/6/1985	7/7/1987	\$ 458,744,668	\$ 142,982,998	\$ 7,305,875	Disability, Excluding Managed Care; Marine and Transportation; Property; Surety Including Fidelity; Casualty, Excluding Workers' Compensation
37001	WINDHAVEN NATL INS CO	TX	11/30/1989	7/24/1991	\$ 2,700,000	\$ 2,700,000	\$ -	Casualty, Excluding Workers' Compensation
31232	WORK FIRST CAS CO	DE	2/19/1936	9/15/1987	\$ 112,759,462	\$ 50,517,126	\$ 5,751,838	Casualty, Including Workers' Compensation; Marine and Transportation; Property
34576	WORKERS COMP EXCH	ID	1/1/1919	1/1/1919	\$ 9,564,883	\$ 689,782	\$ -	Casualty, Including Workers' Compensation
11523	WRIGHT NATL FLOOD INS CO	TX	11/7/2002	7/12/2011	\$ 53,147,466	\$ 39,110,419	\$ 7,498,392	Property
40193	X L INS CO OF NY	NY	9/23/1994	7/1/2012	\$ 41,384,036	\$ 40,079,966	\$ (5,971,908)	Marine and Transportation; Casualty, Including Workers' Compensation; Property; Surety Including Fidelity
24554	XL INS AMER INC	DE	11/10/1945	10/21/1966	\$ 608,329,980	\$ 151,777,448	\$ 27,592,243	Marine and Transportation; Surety Including Fidelity; Property; Casualty, Including Workers' Compensation
20583	XL REINS AMER INC	NY	5/6/1929	7/25/1938	\$ 2,720,571,417	\$ 897,937,664	\$ 62,562,919	Disability, Excluding Managed Care; Surety Including Fidelity; Casualty, Excluding Workers' Compensation; Marine and Transportation; Property
37885	XL SPECIALTY INS CO	DE	11/14/1979	10/19/1995	\$ 3,789,994,263	\$ 734,864,848	\$ 104,609,649	Property; Marine and Transportation; Casualty, Including Workers' Compensation; Surety Including Fidelity

COCODE	COMPANY NAME	STATE OF DOMICILE	INCORPORATED DATE	IDAHO LICENSE DATE	TOTAL ASSETS	CAPITAL AND SURPLUS	NET INCOME	LINE(S) OF BUSINESS
37931	YCI INC	OK	11/13/1979	6/27/2000	\$ 7,381,945	\$ 7,108,985	\$ (539,118)	Property; Surety Including Fidelity; Casualty, Excluding Workers' Compensation; Marine and Transportation
26220	YOSEMITE INS CO	OK	1/16/1964	1/10/1967	\$ 442,828,408	\$ 172,691,231	\$ 13,794,037	Property; Surety Including Fidelity; Marine and Transportation; Casualty, Excluding Workers' Compensation
30325	ZALE IND CO	TX	6/27/1973	1/18/2006	\$ 14,071,044	\$ 12,553,555	\$ 1,243,773	Casualty, Excluding Workers' Compensation; Property; Disability, Excluding Managed Care; Marine and Transportation
13269	ZENITH INS CO	CA	3/2/1949	6/1/1983	\$ 1,937,016,124	\$ 734,125,721	\$ 205,323,153	Property; Marine and Transportation; Casualty, Including Workers' Compensation; Surety Including Fidelity
16535	ZURICH AMER INS CO	NY	6/3/1998	12/31/1998	\$ 30,727,812,410	\$ 6,078,607,606	\$ 571,753,056	Surety Including Fidelity; Disability, Excluding Managed Care; Casualty, Including Workers' Compensation; Property; Marine and Transportation
27855	ZURICH AMER INS CO OF IL	IL	10/11/1973	6/27/1985	\$ 53,520,731	\$ 34,182,381	\$ 641,372	Property; Surety Including Fidelity; Marine and Transportation; Casualty, Including Workers' Compensation



TITLE COMPANIES

COCODE	COMPANY NAME	STATE OF DOMICILE	INCORPORATED DATE	IDAHO LICENSE DATE	TOTAL ASSETS	CAPITAL AND SURPLUS	NET INCOME	LINE(S) OF BUSINESS
12522	AGENTS NATL TITLE INS CO	MO	10/26/2005	4/28/2022	\$ 81,837,604	\$ 57,388,734	\$ (5,619,648)	Title
11865	AMERICAN DIGITAL TITLE INS CO	CO	8/15/2003	3/15/2022	\$ 23,431,007	\$ 21,647,331	\$ 306,206	Title
51411	AMERICAN GUAR TITLE INS CO	OK	7/2/1979	7/18/2005	\$ 43,646,773	\$ 34,768,674	\$ 3,585,684	Title
51578	AMTRUST TITLE INS CO	NY	11/10/1988	6/25/2021	\$ 64,411,490	\$ 34,455,197	\$ 1,154,251	Title
50229	CHICAGO TITLE INS CO	FL	8/30/1961	5/13/1966	\$ 1,499,872,234	\$ 652,113,377	\$ 282,898,864	Title
50083	COMMONWEALTH LAND TITLE INS CO	FL	3/31/1944	10/25/1972	\$ 555,209,245	\$ 296,091,787	\$ 28,754,532	Title
50130	DOMA TITLE INS INC	SC	9/18/1958	6/28/2013	\$ 144,981,112	\$ 49,858,745	\$ 5,281,002	Title
51586	FIDELITY NATL TITLE INS CO	FL	10/6/1981	11/29/1982	\$ 1,323,070,346	\$ 530,782,756	\$ 181,023,326	Title
51624	FIRST AMER TITLE GUAR CO	TX	9/2/1983	8/10/1992	\$ 103,225,272	\$ 76,734,897	\$ 15,596,283	Title
50814	FIRST AMER TITLE INS CO	NE	9/24/1968	10/28/1969	\$ 3,368,994,026	\$ 1,473,224,722	\$ 198,334,391	Title
50369	INVESTORS TITLE INS CO	NC	1/28/1972	3/3/1997	\$ 173,838,729	\$ 95,688,538	\$ 27,593,688	Title
51020	NATIONAL TITLE INS OF NY INC	NY	3/14/1929	4/13/2011	\$ 123,200,171	\$ 50,794,688	\$ 7,228,045	Title
50520	OLD REPUBLIC NATL TITLE INS CO	FL	8/20/1907	12/8/1983	\$ 1,543,054,816	\$ 638,643,751	\$ 148,735,085	Title
50121	STEWART TITLE GUAR CO	TX	2/20/1908	4/16/1980	\$ 1,437,689,223	\$ 843,265,437	\$ 77,528,927	Title
50016	TITLE RESOURCES GUAR CO	TX	3/8/1984	10/11/2016	\$ 152,304,235	\$ 53,997,535	\$ 21,244,911	Title
50050	WESTCOR LAND TITLE INS CO	SC	1/11/1993	1/12/2007	\$ 345,231,493	\$ 129,945,658	\$ 12,196,929	Title
51152	WFG NATL TITLE INS CO	FL	6/18/1974	5/19/2005	\$ 304,477,288	\$ 123,689,192	\$ 2,897,769	Title