

2022 ANNUAL REPORT

For the year ended
December 31, 2022



**OUR MISSION:
TO SERVE AND
PROTECT IDAHOANS BY
EQUITABLY, EFFECTIVELY
AND EFFICIENTLY
ADMINISTERING
THE IDAHO INSURANCE
CODE AND
THE INTERNATIONAL
FIRE CODE**



BRAD LITTLE
GOVERNOR

DEAN L. CAMERON
DIRECTOR

State of Idaho
DEPARTMENT OF INSURANCE

BRAD LITTLE
Governor

700 West State Street, 3rd Floor
P.O. Box 83720
Boise, Idaho 83720-0043
Phone 208-334-4250
Fax 208-334-4398
doi.idaho.gov

DEAN L. CAMERON
Director

November 1, 2023

Honorable Brad Little
Governor, State of Idaho
Statehouse
Boise, ID 83720

Dear Governor Little:

As Director of the Department of Insurance, I am pleased to present the Annual Report for the 2022 calendar year as required by Section 41-216, Idaho Code. The statistics in this report are compiled from December 31, 2022 annual statements, which are filed with the Department by insurance companies licensed in Idaho.

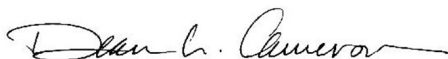
The Department of Insurance (DOI) has a long tradition of fair and consistent enforcement of the insurance laws of Idaho. The Department fulfills its mission and duties through two divisions: the Insurance Division and the State Fire Marshal's Office. The responsibility of regulating the insurance marketplace is important to Idaho's economy, but also to consumers who must have confidence in the products and insurance companies that receive their payments.

Our goal is to protect Idaho's consumers by efficiently and effectively following the Idaho Insurance Code and the International Fire Code. We do this by adequately monitoring our companies, ensuring the contractual language is compliant, making sure companies keep their promises, making sure agents operate within the law, and coordinating an integrated statewide system designed to protect human life from fire and explosions through fire prevention, investigation and public education activities.

During 2022, I had the privilege to represent Idaho by serving as president of the National Association of Insurance Commissioners (NAIC). In that role, I had the opportunity to promote Idaho values in regulating the insurance industry by defending our state-based system of regulation and pushing back against federal intervention or oversight while working to reduce regulation. To wit, last year Idaho became the 34th NAIC member to license State Based Systems (SBS) - an important tool in our efforts to more effectively protect the consumers of the state of Idaho. SBS offers a single user-friendly platform that supports all our key regulatory processes while reducing the cost of doing business for our licensees and companies. These are just a few highlights of what we were able to accomplish in 2022. A full report of achievements from my term as NAIC president can be found on page 11 of this report.

I am grateful for the Department's knowledgeable, dedicated, and professional staff. The good work they do is accomplished in many forms each day and provides superior service for the citizens of Idaho. Thank you for your continued support of our department.

Respectfully submitted,



Dean L. Cameron
Director



Dean L. Cameron

Director
Idaho Department of Insurance

**The Department
of Insurance is a
regulatory agency
created to regulate
the business of
insurance in Idaho.**

State regulation of Idaho's insurance business began in 1901 and in 1961 the present Department of Insurance was created. When the Executive branch of state government was reorganized in 1974, the Department of Insurance became one of twenty major departments of the Executive branch. The director of the department is appointed by the Governor and is subject to confirmation by the state senate.

TABLE OF CONTENTS

Administration	4
Department Main & Regional Offices Contact Information	4
Department of Insurance Directors	6
Organizational Chart	7
Summary of Administrative Orders	8
Litigation Pending During 2022	8
Legislative Changes Enacted in 2022	9
Rulemaking Adopted	10
National Association of Insurance Commissioners	11
Bulletins Issued	12
Idaho Immunization Assessment Board	13
Department Fund Sources	14
Department Fund Applications	15
Schedule of Receipts and Disbursements	16
Premium Tax	22
State Fire Marshal	26
Consumer Services	27
SHIBA	27
Consumer Affairs	28
Fraud Investigations	29
Company Activities	30
Examinations & Analysis	30
Continuing Education	34
Producer Licensing	35
Market Oversight	36
Market Conduct	36
Title Insurance	36
Rates & Forms	37
Summary of Annual Statements	38
Health Companies	39
Life & Annuity Companies	42
Property & Casualty Companies	55
Title Companies	97

ADMINISTRATION

Main Office

700 West State Street, 3rd Floor
P.O. Box 83720
Boise, ID 83720-0043
Fax Numbers:
Main: 208-334-4398
SHIBA: 208-334-4398
State Fire Marshal: 208-334-4375

Regional Offices:

Fire Marshal Regional Office
1820 East 17th Street, Suite 220
Idaho Falls, ID 83404
Fire Prevention: 208-525-7022
Fire Investigation: 208-525-7209
Fax: 208-525-7066

SHIBA Regional Office
353 North 4th, Suite 200
Pocatello, ID 83201
Phone: 1-800-247-4422
Fax: 208-236-6351

SHIBA/Fire Marshal Regional Office
2005 Ironwood Parkway, Suite 143
Coeur d'Alene, ID 83814
Fire Investigation: 208-769-1447
SHIBA: 1-800-247-4422
Fax: 208-666-6767

Toll-Free Numbers

General
1-800-721-3272
Senior Health Insurance (SHIBA) Hotline
1-800-247-4422
Arson Reporting Hotline
1-877-752-7766
Fraud Reporting Hotline
1-866-939-7226

Website

doi.idaho.gov





DEPARTMENT OF INSURANCE DIRECTORS

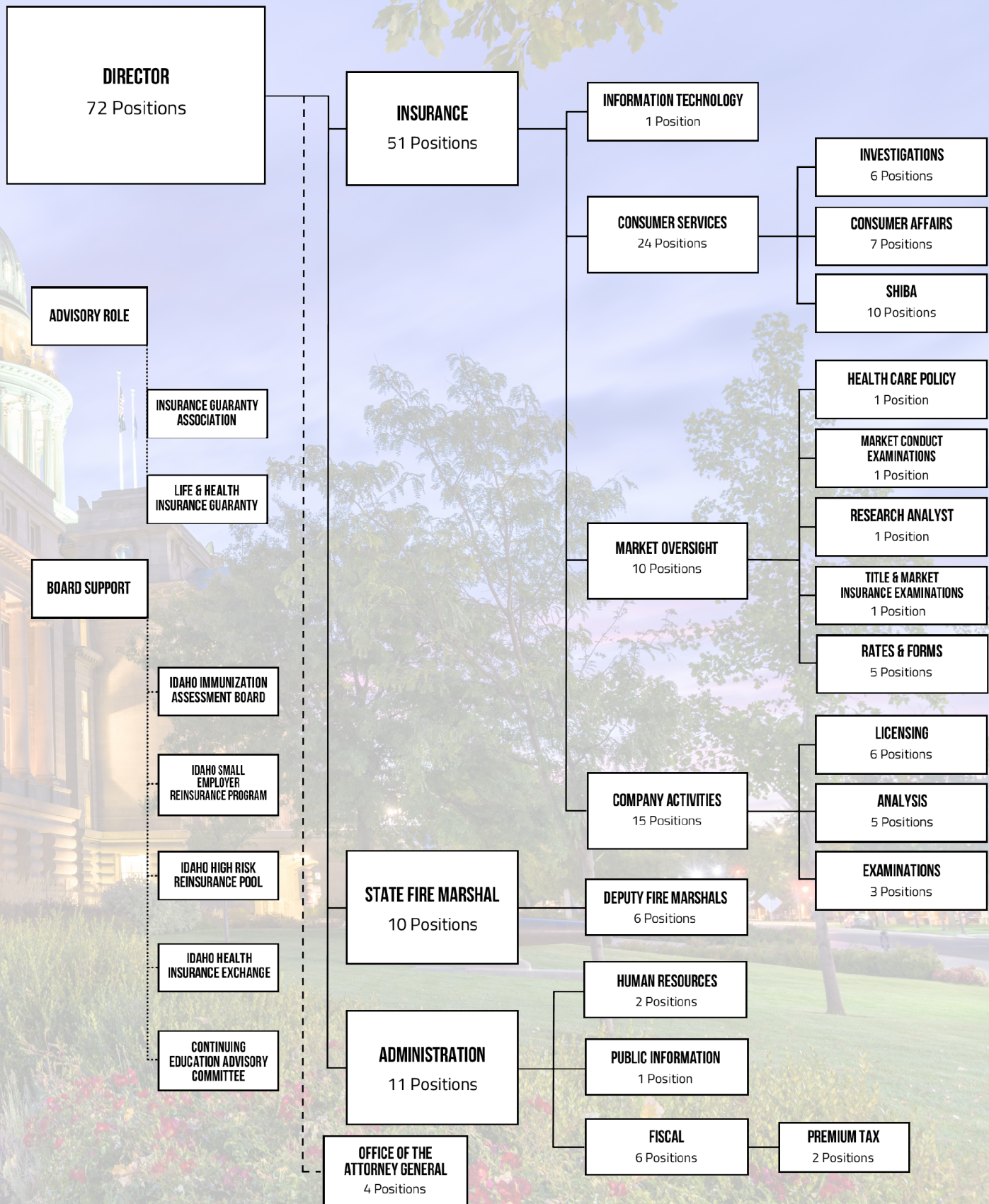
Director

Term of Office

Lucius C. Rice.....	1900
P.M. Davis	1901-1902
John H. Myer.....	1903-1904
Edward L. Liggett.....	1904-1905
C.D. Goaslind	1906-1909
I.C. Hattabaugh.....	1910-1911
E.F. Van Valkenburg	1912-1913
George F. Steele	1914-1916
W.R. Hyatt	1917-1918
Howard J. Brace.....	1919-1922
D.C. Neifert.....	1923-1929
W.H. Bakes	1930-1937
T.M. Walrath	1938-1940
Joel Jenifer	1941-1942
Howard Cullimore	1943-1944
Edward B. McMonigle.....	1945-1947
James Hubbard	1948-1950
Leo O'Connell	1951-1967
John R. Blaine.....	1967-1972
Robert Hay	1972-1973
Monroe C. Gollaher.....	1974-1980
Trent M. Woods.....	1980-1984
Wayne L. Soward	1984-1987
Anthony J. Fagiano.....	1987-1991
George J. Neumayer.....	1991
Harry C. Walrath	1991-1994
James M. Alcorn	1994-1995
John Michael Brassey.....	1995
James M. Alcorn	1995-1998
Mary L. Hartung.....	1998-2004
Gary L. Smith	2004-2006
Shad Priest.....	2006
William W. Deal.....	2007-2014
Tom Donovan	2015
Dean L. Cameron	2015-Present

ORGANIZATIONAL CHART

on December 31, 2022



SUMMARY OF ADMINISTRATIVE ORDERS

PRODUCERS

License Suspended	0
License Revoked	44
License Denied	2
Penalty Only	0
Other Orders	3

OTHER (E.G. TITLE INSURANCE AGENCIES, ADJUSTERS, TPAS, RRGs)

License Suspended, Revoked or Denied	0
Penalty Only	2
Orders Adopting Report of Examination	10
Other Orders	0

LITIGATION PENDING DURING 2022

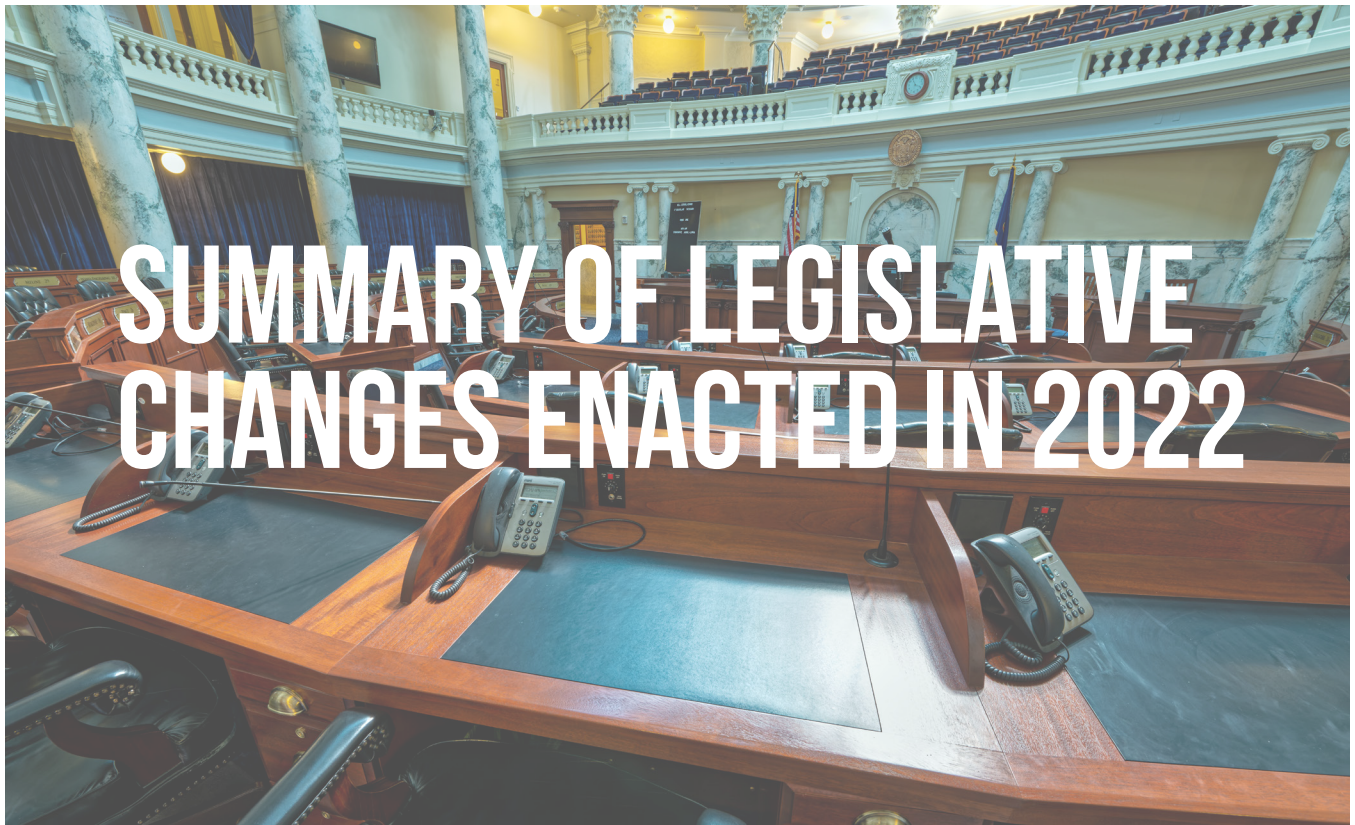
None

INSURERS AND SELF-FUNDED PLANS

Certificate of Authority Suspended	1
Certificate of Authority Revoked.....	0
Certificate of Authority Reinstated	0
Penalty Only	12
Block Non-Renewal and/or Withdrawal	26
Workers' Compensation Rate Deviation.....	36
Market Conduct Enforcement Orders.....	0
Orders Adopting Report of Examination	6
Other Orders	0

ANCILLARY RECEIVERSHIPS

State of Idaho, Department of Insurance v. Mission Insurance
Company Trust, Case No. 88616



SUMMARY OF LEGISLATIVE CHANGES ENACTED IN 2022

ALL LEGISLATION TAKES EFFECT JULY 1, 2022, UNLESS OTHERWISE NOTED.

DEPARTMENT OF INSURANCE LEGISLATION

The Department of Insurance brought forth no legislation during the 2022 Legislative Session.

ENACTED INSURANCE-RELATED LEGISLATION

House Bill 443 – This legislation creates a dedicated fund for the purpose of funding the one-time amount required for public schools to buy in to the state’s medical and dental group insurance plan. It establishes limits for the amount that can be allocated per school district, and how to handle situations in which the demand exceeds available funds to offset an ongoing amount of funding for school health insurance.

Reported signed by Governor on February 28, 2022.

Senate Bill 1282 – This legislation eliminates an inactive provision of law. It repeals an outdated section of Idaho Code, specifically Title 54, Chapter 1, Abstracters of Title. The statute chapter has not been updated since 1963 and is longer in use.

Reported signed by Governor on March 17, 2022.

RULEMAKING ADOPTED

The following describes rulemaking activity for submission before the 2023 legislative session:

RULE NO.	DOCKET NO.	NAME
IDAPA 18.02.02	18-0202-2201	<p>AUTOMOBILE INSURANCE POLICIES</p> <p>The purpose of this rule provides implementation and uniform interpretation of Section 41-2502, 41-2506, 41-2507, 41-2508, and 41-2509, relating to insurance cancellation, non-renewal, and under/ uninsured motorists. This rulemaking clarifies language, removes duplicative language, and moves information to the Department's website. It also improves transparency to consumers as to their underinsured motorist coverage.</p>
IDAPA 18.02.03	18-0203-2201	<p>CERTIFICATE OF LIABILITY INSURANCE FOR MOTOR VEHICLES</p> <p>The purpose of this rule identifies requirements of Sections 49-1129, 49-1331, and 49-1608A, Idaho Code, relating to the certificate of liability insurance for motor vehicles. This rulemaking clarifies language and removes duplicative language.</p>
IDAPA 18.07.01	18-0701-2201	<p>RULES PERTAINING TO ACQUISITIONS OF CONTROL, INSURANCE HOLDING COMPANY SYSTEMS AND MUTUAL INSURANCE HOLDING COMPANIES</p> <p>The purpose of this rule sets forth rules and procedural requirements necessary to administer the Idaho Acquisitions of Control and Insurance Holding Company Systems Regulatory Act, including provisions relating to Section 41-3824 on mutual holding companies. This rulemaking clarifies language and removes duplicative language.</p>
IDAPA 18.07.02	18-0702-2201	<p>RESERVE LIABILITIES AND MINIMUM VALUATIONS FOR ANNUITIES AND PURE ENDOWMENT CONTRACTS</p> <p>The purpose of this rule recognizes mortality tables for use in determining minimum standard valuations for annuity and pure endowment contracts. This rulemaking clarifies language, removes duplicative language, and moves information to the Department website.</p>
IDAPA 18.07.03	18-0703-2201	<p>VALUATION OF LIFE INSURANCE POLICIES INCLUDING THE USE OF SELECT MORTALITY FACTORS</p> <p>The purpose of this rule is to provide tables of select mortality factors and rules for their use, and minimum standard rules for valuations of plans with nonlevel premiums or benefits and for valuation of plans with secondary guarantees. This rulemaking clarifies language and removes duplicative language.</p>
IDAPA 18.07.08	18-0708-2201	<p>PROPERTY AND CASUALTY ACTUARIAL OPINION RULE</p> <p>This rule provides the Director means to monitor insurer's loss reserves in accordance with Section 41-610, Idaho code. This rulemaking clarifies language and removes duplicative language.</p>
IDAPA 18.07.09	18-ZBRR-2201	<p>LIFE AND HEALTH ACTUARIAL OPINION AND MEMORANDUM RULE</p> <p>This rule allows the appointed actuary to use professional judgement and opinion in asset analysis and supporting communication. Also, the rule provides the Director with authority to specify methods and assumptions of actuarial analysis for adequacy of reserves and related items. This rulemaking clarifies language and removes duplicative language.</p>
IDAPA 18.08.02	18-0802-2201F	<p>FIRE PROTECTION SPRINKLER CONTRACTORS</p> <p>The purpose of this rule specifies requirements of fire sprinkler systems by qualified personnel. This includes all facets of fire sprinklers and bonding of personnel and organizations. This rulemaking clarifies language and removes duplicative or unnecessary language.</p>

**WITH APPROVAL OF THESE
8 RULES, SINCE 2019 DOI
HAS REMOVED:**

25
Chapters

263
Pages

111,298
Words

NATIONAL ASSOCIATION OF INSURANCE COMMISSIONERS

As part of our state-based system of insurance regulation in the United States, the National Association of Insurance Commissioners (NAIC) provides expertise, data, and analysis for insurance commissioners to effectively regulate the industry and protect consumers.

The U.S. standard-setting organization is governed by the chief insurance regulators from the 50 states, the District of Columbia and five U.S. territories. Through the NAIC, state insurance regulators establish standards and best practices, conduct peer reviews, and coordinate regulatory oversight. NAIC staff supports these efforts and represents the collective views of state regulators domestically and internationally.

Director Dean L. Cameron's four-year tenure as an NAIC officer culminated in his role as NAIC President in 2022. As president, Director Cameron's goals included:

1. Improved relationships.
2. Identifying and removing or mitigating barriers to access and affordability of coverage.
3. A more efficient, effective and collaborative NAIC.
4. Elimination of duplicative, excessively wordy, unneeded regulations and statutes.
5. Increased education and understanding of products to provide confidence to consumers. Increased education as to career opportunities in the insurance community.
6. Defending and advancing state-based regulation.

Director Cameron accomplished those goals, and more. Highlights from his presidency include:

- Creating the "New Avenues in Insurance Careers" Foundation, which will provide internships and scholarships to underrepresented citizens, as well



as opportunities and access to careers within the insurance industry.

- Defending our state-based system of regulation and pushing back against federal intervention or oversight.
- Advocating for the "No Surprises Act" which went into effect January 1, 2022 and protects consumers from unexpected or excessive medical bills.
- Writing Congress to advocate for the elimination of the "Family Glitch," which prompted the U.S. Treasury Department to adjust its interpretation of the advance premium tax credit, and allows for additional citizens to qualify and obtain coverage.
- Asking Congress for changes in oversight on Medicare Advantage plans, which kicked off a national conversation on Medicare Advantage marketing.
- Launching the first new NAIC letter committee in years – the H Committee on Innovation, Cybersecurity and Technology.
- Approving – ahead of schedule – the new NAIC strategic plan, "State Connected."

- Participating in two satellite media tours to discuss life insurance, state departments of insurance and improper Medicare marketing tactics. Combined, these 59 television and radio interviews reached an audience of more than 25 million impressions.

In early 2023, Director Cameron received the National Council of Insurance Legislators' 2022 Regulatory Leadership Award during the NCOIL Spring Meeting. Director Cameron was recognized for his accomplishments in fostering collaborative relationships between insurance regulators and legislators, as well as defending the state-based insurance regulatory system. This is only the second time this recognition has been awarded.

"I was honored to represent Idaho in this capacity and for the opportunity to use the platform as a way to promote Idaho values in regulating the insurance industry," said Director Cameron. "I strongly believe collaboration is critical in protecting consumers."

He currently serves as the NAIC's Immediate Past President.



BULLETINS ISSUED

BULLETIN NO.	Subject
22-01	Terrorism Risk Insurance Program Reauthorization Act of 2019
22-02	Use of Revised Accounting Practices and Procedures Manual and Valuation Manual of the NAIC
22-03	Guidance Regarding Virus/Communicable Disease/ Pandemic Exclusions
22-04	Underinsured Motorist Coverage at Minimum Limits, Peña v. Viking Decision
22-05	Use of Revised Accounting Practices and Procedures Manual and Valuation Manual of the NAIC
22-06	Term and Universal Life Insurance Reserve Funding

IDAHO IMMUNIZATION ASSESSMENT BOARD

THE IDAHO IMMUNIZATION ASSESSMENT FUNDS THE IDAHO IMMUNIZATION PROGRAM, WHICH REDUCES THE COST OF HEALTH INSURANCE THROUGH BULK PURCHASING AGREEMENTS FOR CHILDHOOD VACCINES AND IMPROVES THE AVAILABILITY OF THE VACCINES FOR CHILDREN IN IDAHO. THE PROGRAM WAS EXTENDED BY THE IDAHO LEGISLATURE IN 2018 AND IS SCHEDULED TO SUNSET ON JULY 1, 2024.

Under this program, the Idaho Department of Health and Welfare is able to purchase vaccines for insured children at significant discounts. In addition, the program facilitates immunization of children by enabling physicians and other health care professionals in Idaho to obtain most or all of their childhood vaccine supply from the Idaho Department of Health and Welfare as a single source.

The legislation also created the independent Idaho Immunization Assessment Board to assess mandatory fees from all carriers covering children in Idaho to fund this program. Under the Board's Plan of Operation, carriers report to the Idaho Department of Insurance the numbers of program-eligible children covered as of January 31 of each year, on or before March 15 of that year. The annual assessment fee notice is sent to all carriers no

later than April 15 with a due date of June 15. If the billing is greater than \$50,000, the carrier may request a quarterly installment plan.

The 2022 assessment per program-eligible child was \$65.00.



148

Total Carriers Assessed
in 2022

276,830

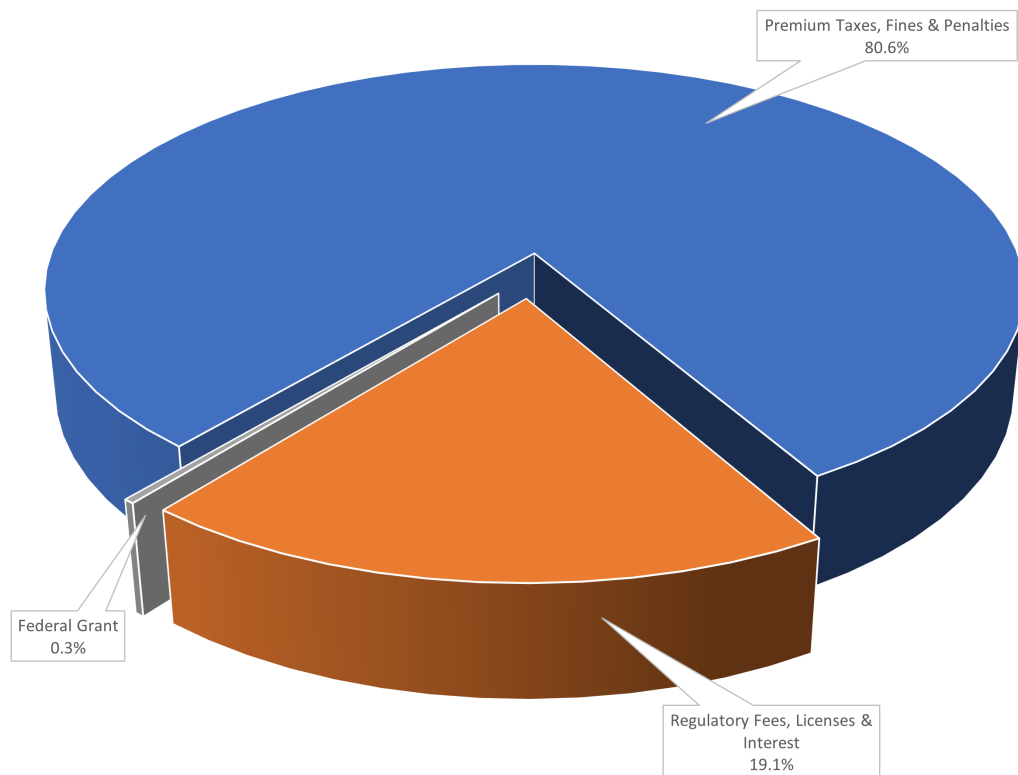
Total lives assessed
in 2022

\$17,993,950

Total funds assessed
in 2022

DEPARTMENT FUND SOURCES*

For the Fiscal Year Ended June 30, 2023



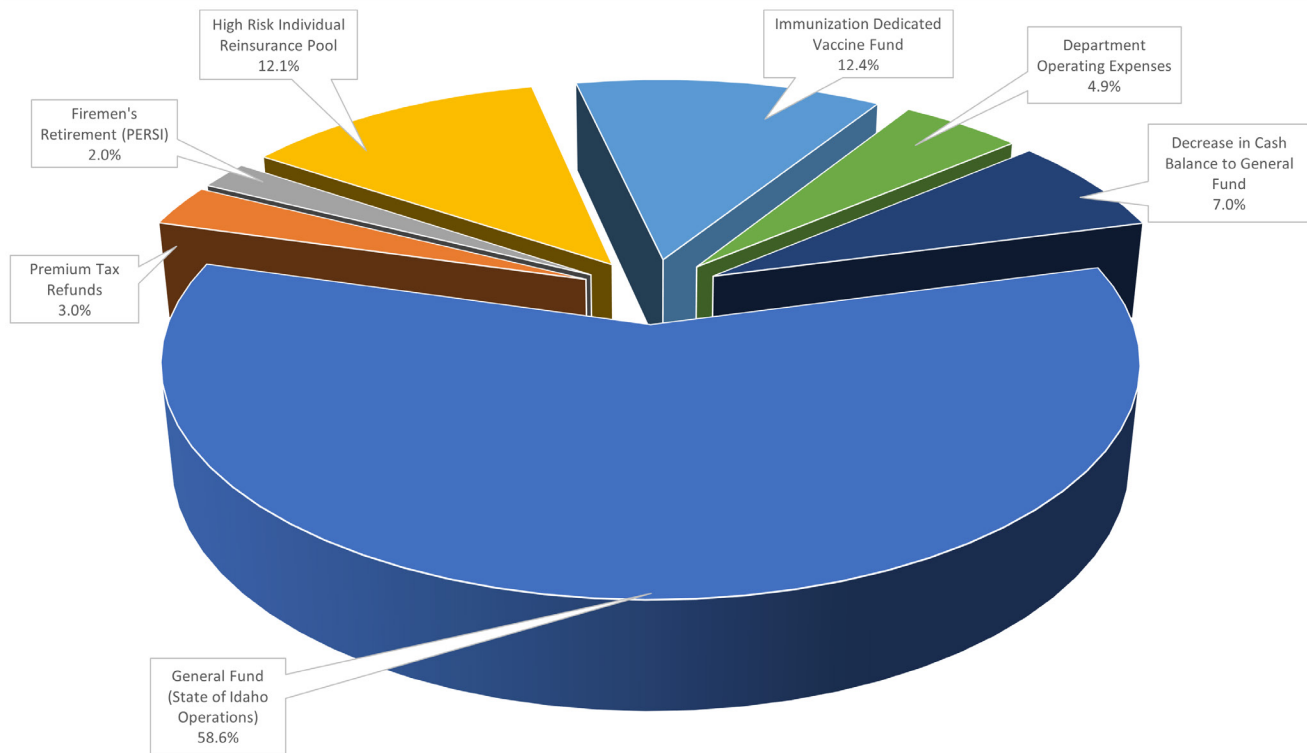
Premium Taxes, Fines & Penalties	\$134,568,600
Regulatory Fees, Licenses & Interest	31,976,100
Federal Grant	501,500
Total	<u>\$167,046,200</u>

Department receipts totaled \$167.0 million in FY 23. Taxes on insurance premiums constituted the largest portion (80.6%) of these receipts, amounting to \$134.6 million. Regulatory fees and licenses of \$32.0 million and federal grant funds of \$0.5 million accounted for the remainder of the FY 23 receipts. Although premium taxes represent the department’s largest single source of receipts, these dollars are not utilized to finance department operations. The majority of premium tax proceeds are distributed to the General Fund to finance other state programs. The balance of the premium tax proceeds are distributed to the Premium Tax Refund Fund, the Firemen’s Retirement Program, and the High Risk Individual Reinsurance Pool.

** Includes the following funds: Insurance Administrative Account; Arson, Fire and Fraud Prevention Account; Idaho Immunization Dedicated Vaccine Fund; Insurance Insolvency Account; Cigarette Propensity Enforcement Fund; and Federal Grant Fund.*

DEPARTMENT FUND APPLICATIONS*

For the Fiscal Year Ended June 30, 2023



General Fund (State of Idaho Operations)	\$97,924,200
Premium Tax Refunds	4,980,800
Firemen's Retirement (PERSI)	3,346,500
High Risk Individual Reinsurance Pool	20,266,200
Immunization Dedicated Vaccine Fund	20,648,700
Department Operating Expenses	8,144,200
Decrease in Cash Balance to General Fund	11,750,500
Total	\$167,061,100

In FY 23, distributions to the General Fund totaled \$97.9 million, while distributions to the Premium Tax Refund Fund, Firemen's Retirement Program, the High Risk Individual Reinsurance Pool, and the Idaho Immunization Dedicated Vaccine Fund were \$5.0 million, \$3.3 million, \$20.3 million, \$20.6 million, respectively. The department's operations are funded by regulatory fees, licenses, and other miscellaneous revenue sources. In FY 23, the department expended \$8.1 million, or 4.8% of its total receipts, to fund department operations.

* Includes the following funds: Insurance Administrative Account; Arson, Fire and Fraud Prevention Account; Idaho Immunization Dedicated Vaccine Fund; and the Federal Grant Fund.

SCHEDULE OF RECEIPTS AND DISBURSEMENTS

For the Fiscal Year Ended June 30, 2023

INSURANCE ADMINISTRATIVE FUND

Free Fund Balance, July 1, 2022	\$ 14,178,900	
Encumbrances as of July 1, 2022	26,600	
Total Free Fund Balance, July 1, 2021		\$ 14,205,500
Receipts:		
Premium Taxes	\$ 134,381,000	
Licenses, Permits and Fees	10,379,800	
Fines & Penalties	187,600	
Other Revenue	28,600	
Total Receipts		144,977,000
Total Cash Available		159,182,500
Disbursements:		
Personnel Costs	\$ 4,600,800	
Communication Services	31,500	
Employee Development	40,800	
Other Services (Clerical)	27,400	
Professional Services	505,600	
Repairs & Maintenance	7,600	
Administrative Services	8,900	
Computer Services	281,900	
Employee Travel Costs	53,100	
Supplies	29,400	
Insurance	19,500	
Rental & Operating Leases	211,400	
Misc Expend (Investigative; Governmental Overhead)	684,500	
Capital Outlay	61,800	
Total Disbursements		(6,564,200)
Prior Period Expenditures as of June 30, 2023		26,600
Encumbrances as of June 30, 2023		--
Transfers Out:		
General Fund	\$ 97,924,200	
Insurance Refund Fund	13,031,700	
Firemen's Retirement (PERSI)	3,346,500	
Insurance Insolvency Fund	--	
High Risk Reinsurance Pool	20,266,200	
Excess Cash on July 1st to General Fund	3,699,700	
Total Transfers Out		(138,268,300)
Free Fund Balance, June 30, 2023		\$ 14,323,400

SCHEDULE OF RECEIPTS AND DISBURSEMENTS

For the Fiscal Year Ended June 30, 2023

ARSON, FIRE AND FRAUD PREVENTION FUND

Free Fund Balance, July 1, 2022	\$ 1,914,900	
Encumbrances as of July 1, 2022	<u>46,800</u>	
Total Free Fund Balance, July 1, 2022		\$ 1,961,700
Receipts:		
Licenses, Permits and Fees	\$ 853,100	
Interest Income	40,900	
Other Revenue	<u>12,000</u>	
Total Receipts		<u>906,000</u>
Total Cash Available		<u>2,867,700</u>
Disbursements:		
Personnel Costs	\$ 846,100	
Communication Services	10,600	
Employee Development	7,800	
Technical Services	--	
Repairs & Maintenance	4,400	
Administrative Services	300	
Computer Services	300	
Employee Travel Costs	27,000	
Supplies	54,900	
Insurance	200	
Rental & Operating Leases	56,800	
Misc Expenditures	3,200	
Capital Outlay	<u>--</u>	
Total Disbursements		<u>(1,011,600)</u>
Prior Period Expenditures as of June 30, 2023		(46,200)
Encumbrances as of June 30, 2023		<u>--</u>
Free Fund Balance, June 30, 2023		<u>\$ 1,809,900</u>

SCHEDULE OF RECEIPTS AND DISBURSEMENTS

For the Fiscal Year Ended June 30, 2023

INSURANCE REFUND FUND

Free Fund Balance, July 1, 2022	\$ 40,000	
Transfers in from Insurance Administrative Fund	<u>13,031,700</u>	
Total Cash Available		\$ 13,031,700
Disbursements:		
Refunds of Premium Tax Overpayments	<u>\$ 4,980,800</u>	
Total Disbursements		(4,980,800)
Transfers Out:		
General Fund	<u>8,050,800</u>	
Total Transfers Out		<u>(8,050,800)</u>
Free Fund Balance, June 30, 2023		<u>\$ 40,100</u>

FEDERAL GRANT FUND

Free Fund Balance, July 1, 2022	\$ (18,500)	
Encumbrances as of July 1, 2022	<u>--</u>	
Total Free Fund Balance, July 1, 2022		\$ (18,500)
Receipts		
Federal Grants	<u>\$ 501,500</u>	
Total Receipts		501,500
Advances Received		<u>--</u>
Total Cash Available		483,000
Transfers out to:		--
Disbursements:		
Personnel Costs	\$ 288,600	
Operating Expenses	207,000	
Sub-Grantee Payments	--	
Capital Outlay	<u>--</u>	
Total Disbursements		(459,600)
Prior Period Expenditures as of June 30, 2023		--
Encumbrances as of June 30, 2023		<u>--</u>
Free Fund Balance, June 30, 2023		<u>\$ (12,600)</u>

SCHEDULE OF RECEIPTS AND DISBURSEMENTS

For the Fiscal Year Ended June 30, 2023

INSURANCE INSOLVENCY FUND

Free Fund Balance, July 1, 2022		\$ 100,000
Receipts		--
Transfers In (Reduction in General Fund Transfer)		--
Total Cash Available		100,000
Disbursements:		
Personnel Costs	--	
Supplies	--	
Communication Services	--	
Miscellaneous Expenditures	--	
Professional Services	--	
Employee Travel Costs	--	
Total Disbursements		--
Transfers Out		
General Fund	--	
Total Transfers Out		--
Free Fund Balance, June 30, 2023		\$ 100,000

LIQUIDATION TRUST FUND

Free Fund Balance, July 1, 2022		\$ 399,700
Receipts		--
Interest & Other Investment Income	9,400	
Sale of Services, Goods & Property		
Receipts to Trust		
Transfers in from: Diversified Bond Fund		
Total Receipts and Transfers-In		9,400
Total Cash Available		409,100
Disbursements:		
Operating Expense	--	
Liquidation Payment	--	
Transfers Out:		
Account Liquidation - Transfer to Unclaimed Properties		
Total Disbursements and Transfers Out		--
Free Fund Balance, June 30, 2023		\$ 409,100

SCHEDULE OF RECEIPTS AND DISBURSEMENTS

For the Fiscal Year Ended June 30, 2023

CIGARETTE PROPENSITY ENFORCEMENT FUND

Free Fund Balance, July 1, 2022		\$ 578,000
Receipts		
Regulatory Fees	\$ 13,000	
Total Receipts		13,000
Total Cash Available		591,000
Disbursements:		
Expenditures	--	
Total Disbursements		--
Free Fund Balance, June 30, 2023		\$ 591,000

IDAHO IMMUNIZATION DEDICATED VACCINE FUND

Free Fund Balance, July 1, 2022		\$ 0
Receipts		
Regulatory Fees	\$ 20,648,700	
Total Receipts		20,648,700
Total Cash Available		20,648,700
Disbursements:		
Disbursements	--	
Total Disbursements		--
Transfers Out:		
Health & Welfare	20,648,700	
Total Transfers Out		(20,648,700)
Free Fund Balance, June 30, 2023		\$ --

SCHEDULE OF RECEIPTS AND DISBURSEMENTS

For the Fiscal Year Ended June 30, 2023

IDAHO HIGH RISK INDIVIDUAL REINSURANCE FUND

Free Fund Balance, July 1, 2022		\$ --
Transfers in from Insurance Administrative Fund		<u>20,266,200</u>
Total Cash Available		20,266,200
Disbursements:		
Payment to High Risk Pool	<u>\$ 20,266,200</u>	
Total Disbursements		(20,266,200)
Transfers Out:		
Total Transfers Out		<u>--</u>
Free Fund Balance, June 30, 2023		<u>\$ --</u>



Premium taxes collected by the Department of Insurance are deposited in the Insurance Administrative Fund #0229-10 to be distributed as follows:

- That amount as needed up to 20% for the refund account (Idaho Code 41-406(1)(a));
- A portion to the PERSI Firemen's Retirement Account (Idaho Code Sections 59-1394 & 41-406(1) (b));
- That amount (not to exceed \$200,000 in any one year) necessary to cover administrative costs incurred by the Department in placing insurance companies into receivership or supervision to the extent that such costs cannot be satisfied from the assets of the companies (Idaho Code Section 41-406(1)(c));
- After all other statutory deductions from insurance premium tax revenues have been made, if the revenues remaining exceed \$45 million, one-fourth of such excess is appropriated and paid to the Idaho Individual High Risk Reinsurance Pool fund (Idaho Code Section 41-406(1)(d)). The moneys in this fund are used to pay the costs associated with providing health insurance coverage to high risk individuals regardless of health status or claims experience;
- Remaining balance to the General Fund (Idaho Code Section 41-406(1)(e)).

Premium taxes collected from authorized insurers are in lieu of all other state and local taxes payable in the state of Idaho with the exception of real property tax (Idaho Code Section 41-405).

The annual premium tax liability is based on calendar year premiums written minus dental premiums, which are taxed at \$0.04 per subscriber per month. Premium taxes are prepaid in quarterly installments based on the prior year's premiums and the current year's tax rates. The installments are as follows: 60% due June 15, 20% due September 15, and 15% due December 15.

The reconciliation payment is made on March 1 of the next year (Idaho Code Section 41-402(3)).

Premium tax offsets are allowed to the extent of 100% of the premium tax liability, unless otherwise indicated:

- **Workers' Compensation Offset** – All workers' compensation insurers must pay a 2.00% premium tax on Idaho premiums written to the Idaho Industrial Commission. Insurers are allowed to offset 50% of this tax against the workers' compensation tax liability with the Department of Insurance. The premium taxes paid to the Industrial Commission at the 2.00% rate should not be confused with the additional Department of Insurance 1.50% premium tax rate. The tax credit can only offset the workers' compensation premium tax liability and cannot be allowed against any other lines of insurance (Idaho Code Section 72-523(4)).
- **Insurance Guaranty Association Offset** – Property and casualty insurers may offset their premium tax liability to the extent of 20% of the assessment for each of the five years following the year the assessment is paid. An allowable offset, or portion thereof, not used in any calendar year cannot be carried over or back to any other year. The total offsets cannot exceed the tax liability or total assessment paid. (Idaho Code Section 41-3616(1)).
- **Idaho Life & Health Guaranty Association Offset** – A premium tax offset is allowed for all Class B and Class C assessments. Insurers may take any portion of the assessment as an offset in any of the five years following the year the assessment is paid. Offsets are limited to 20% of each assessment paid. An allowable offset, or portion thereof, not used in any calendar year cannot be carried over or back to any other year. The total offsets cannot exceed the tax liability or total assessment paid (Idaho Code Section 41-4313(1)).



Premium Tax Rates - Calendar Years 2018-2022

Calendar Year	Stock & Mutual Insurers	Hospitals & Professional Service Organizations	Managed Care Organizations	Self-Funded Health Care Plans	Surplus Lines Brokers	Title Insurers	Risk Retention Groups
2018	1.50% 4 cents per dental subscriber certificate per month	4 cents per subscriber certificate per month	1.50%	4 cents per beneficiary per month	1.50%	1.50%	1.50%
2019	1.50% 4 cents per dental subscriber certificate per month	4 cents per subscriber certificate per month	1.50%	4 cents per beneficiary per month	1.50%	1.50%	1.50%
2020	1.50% 4 cents per dental subscriber certificate per month	4 cents per subscriber certificate per month	1.50%	4 cents per beneficiary per month	1.50%	1.50%	1.50%
2021	1.50% 4 cents per dental subscriber certificate per month	4 cents per subscriber certificate per month	1.50%	4 cents per beneficiary per month	1.50%	1.50%	1.50%
2022	1.50% 4 cents per dental subscriber certificate per month	4 cents per subscriber certificate per month	1.50%	4 cents per beneficiary per month	1.50%	1.50%	1.50%

Summary of Premium Tax Collection Calendar Year 2018-2022

(Figures are rounded to the nearest thousand and represent Idaho's base premium tax rates, excluding retaliatory taxes. Idaho's base premium tax rates are listed on page 23.)

STOCK & MUTUAL INSURERS:

Idaho Code Sections 41-402 through 41-405

Calendar Year	Taxable Premiums	Percentage Increase of Premiums	Premium Tax
2018	5,316,568,000	7.27%	79,749,000
2019	5,557,667,000	4.53%	83,444,000
2020	5,793,526,000	4.24%	86,903,000
2021	6,320,569,000	9.10%	96,194,000
2022	7,026,953,000	11.18%	105,404,000
5 year average	6,003,057,000		90,339,000*

HOSPITAL & PROFESSIONAL SERVICE CORPORATIONS:

Idaho Code Section 41-3427

Calendar Year	Taxable Premiums	Percentage Increase of Premiums	Premium Tax
2018	58,535,000	11.50%	37,000
2019	64,053,000	9.43%	41,000
2020	67,242,000	4.98%	42,000
2021	69,431,000	3.26%	45,000
2022	73,136,000	5.34%	47,000
5 year average	66,479,000		42,000**

MANAGED CARE ORGANIZATIONS:

Idaho Code Section 41-3922

Calendar Year	Taxable Premiums	Percentage Increase of Premiums	Premium Tax
2018	512,834,000	4.57%	7,693,000
2019	634,901,000	23.8%	9,524,000
2020	791,713,000	24.70%	12,047,000
2021	1,080,847,000	36.52%	14,907,000
2022	1,091,744,000	1.01%	16,722,000
5 year average	822,408,000		12,178,000*

* Includes dental

** Dental only

Summary of Premium Tax Collection Calendar Year 2018-2022

(Figures are rounded to the nearest thousand and represent Idaho's base premium tax rates, excluding retaliatory taxes. Idaho's base premium tax rates are listed on page 23.)

SURPLUS LINES BROKERS: Idaho Code Section 41-1229

Calendar Year	Taxable Premiums	Percentage Increase of Premiums	Premium Tax
2018	116,530,000	6.79%	1,748,000
2019	155,653,000	33.57%	2,335,000
2020	211,420,000	35.83%	3,171,000
2021	259,543,000	22.76%	3,894,000
2022	275,339,000	6.09%	4,130,000
5 year average	203,697,000		3,056,000

TITLE INSURERS: Idaho Code Sections 41-402 through 41-405

Calendar Year	Taxable Premiums	Percentage Increase of Premiums	Premium Tax
2018	64,004,000	17.24%	960,000
2019	82,933,000	29.57%	1,244,000
2020	127,230,000	53.41%	1,908,000
2021	172,736,000	35.77%	2,591,000
2022	39,292,000	-77.25%	589,000
5 year average	97,239,000		1,459,000***

RISK RETENTION GROUPS: Idaho Code Sections 41-4805 and 41-402 through 41-405

Calendar Year	Taxable Premiums	Percentage Increase of Premiums	Premium Tax
2018	5,556,000	-23.05%	83,000
2019	6,283,000	13.09%	94,000
2020	6,187,000	-1.53%	93,000
2021	7,061,000	14.12%	106,000
2022	8,038,000	13.83%	121,000
5 year average	625,000		99,000

*** Taxes are calculated on Idaho base rate of 1.5% and \$0.04 per dental contract.
Does not include retaliatory premium tax rates.

STATE FIRE MARSHAL



MISSION STATEMENT

The State Fire Marshal's Office participates in and coordinates an integrated statewide system designed to protect human life from fire and explosions through fire prevention, investigation and public education activities. The program involves fire prevention activities, fire/arson investigation, code enforcement and the operation of the National Fire Incident Reporting System. The State Fire Marshal's Office provides assistance to local fire agencies throughout the state.

The State Fire Marshal's Office works with fire departments across Idaho, providing assistance with fire code interpretation, application and enforcement. Staff conducts training sessions on the adopted fire code, incident reporting procedures and fire investigations. The State Fire Marshal's Office is also responsible for reviewing plans for all state-owned or state-maintained buildings for compliance with fire and life safety codes. If requested by local fire departments, the State Fire Marshal can assist with local building plan reviews and inspections.

The State Fire Marshal has the statutory responsibility of being the chief arson investigation officer for the state of Idaho. When requested, he and his six deputies work with local authorities on the investigation of fires and explosions in Idaho.

Additionally, the State Fire Marshal's Office licenses the fire sprinkler contractors who work in Idaho, licenses persons and businesses that import or wholesale fireworks in the state, and certify for compliance to cigarette manufacturers

under Idaho Reduced Cigarette Ignition Propensity statute.

The office also maintains a record-keeping system including data submitted from fire agencies that cover approximately 95% of the population of Idaho. They are committed to "fighting fires with facts."



KEY STATISTICS FOR YEAR 2022

220

Fire investigations

9

Civilian fatalities investigated

4,901

Fires reported to National Fire Reporting System (NFIRS)

670

Inspections completed

1,321

Plan reviews completed

\$152,935,067

Total estimated dollar loss reported

Idaho Code Section 41-254 requires that the State Fire Marshal make an annual report to the Governor and the Legislature by the 15th of July each year. Visit the State Fire Marshal's website at doi.idaho.gov/sfm for the detailed annual report.



The Consumer Services Bureau consists of three sections: Senior Health Insurance Benefits Advisors (SHIBA), Consumer Affairs, and Investigations. The sections work together to protect the public's interest and ensure all participants (companies, producers, and consumers) are in compliance with the laws and rules that regulate the business of insurance in Idaho.

SHIBA

Senior Health Insurance Benefits Advisors (SHIBA) is a free resource empowering Idahoans, through community volunteers and partners, to make informed decisions about their Medicare choices.

Each year, SHIBA individually counsels thousands of Medicare beneficiaries, by phone or in person, in communities throughout Idaho. SHIBA conducts workshops and provides information to beneficiaries and those who help them. SHIBA has offices in Boise, Coeur d'Alene, and Pocatello. A network of certified volunteers and partners assist people in communities throughout the state.

SHIBA and the Idaho Department of Insurance investigate complaints and

issues regarding claims/billing, appeals/grievances, fraud and abuse, marketing/sales, quality of care, and non-renewal issues.



Senior Health Insurance
Benefits Advisors

SHIBA services the general Medicare population and conducts targeted outreach for populations at risk or underserved due to race, cultural background, ethnicity, limited English proficiency,

Medicare Medicaid dual eligibility, beneficiaries under 65 with disabilities, and individuals eligible for low income subsidy prescription drug coverage.

SHIBA promotes awareness of provisions of federal legislation, such as the Patient Protection and Affordable Care Act (ACA); the Medicare Improvement for Patients and Providers Act (MIPPA); and the Medicare Modernization Act of 2003, as they affect Medicare issues. Such issues include prevention and wellness benefits; changes to the Annual Open Enrollment Period (OEP); fraud prevention and awareness initiatives; and Durable, Medical Equipment, Prosthetics, Orthotics and Supplies (DMEPOS) competitive bidding.

KEY STATISTICS FOR YEAR 2022

8,977

Total client contacts

6,750

People reached through presentations and events

183

Total presentations and enrollment events

4,976

Medicare counseling hours



CONSUMER AFFAIRS

The Consumer Affairs Section is a primary contact for members of the public who have questions about insurance matters or who want to file a complaint regarding an insurance matter. The Section assists Idahoans and the general public regarding any Idaho insurance matter, including:

- Analyzing consumer, company, and producer complaints and problems relating to all facets of the insurance industry to determine if a violation of Idaho Code or contract provisions has occurred;
- Providing assistance to consumers, companies, producers, and legal representatives in the form of technical assistance on claims

procedures, underwriting, insurance laws and rules;

- Reviewing insurance contracts, policies, and related documents to assure compliance with Idaho insurance laws and rules;
- Conducting investigations concerning alleged violations of insurance laws, evaluating the merit of the complaint or inquiry, and recommending a course of action to Department staff; and
- Providing technical expertise for market conduct examinations of domestic and foreign insurers.

The Consumer Affairs Section also provides information and services to

consumers via the Department website, including:

- Answers to common insurance questions;
- Basic information regarding insurance products;
- Online complaint filing;
- Summaries of complaint data; and
- Updates regarding national health care reform.

Consumers can contact a Consumer Affairs Officer through the toll-free Consumer Assistance Helpline, by mail, fax, or the Internet, or by calling or visiting the Department's Boise office.

KEY STATISTICS FOR YEAR 2022

868

New consumer complaints

875

Closed consumer complaints

5,673

Consumer contacts

156

Health claim external reviews

\$1,764,494

Consumer complaint recoveries

30

(966 participants)*

Outreach efforts

**15 of these efforts included
classes and presentations
for 802 of the total participants*



FRAUD INVESTIGATIONS

The Investigations Section actively investigates, refers for prosecution, and seeks restitution from those who commit insurance fraud, a felony that can result in a sentence of up to 15 years in prison and a \$15,000 fine. Whatever its form, insurance fraud is a crime that impacts everyone by increasing the cost of insurance premiums and related goods and services. When allowed to go unchecked, insurance fraud has a severe negative effect on the economy as a whole.

The Section's mission is two-fold: first,

to protect Idaho insurance consumers from dishonest individuals transacting insurance; second, to pursue allegations of individuals filing fraudulent claims against insurance companies. The Section fulfills its mission through criminal and administrative investigations to determine whether a person has violated any provision of Title 41, Idaho Code.

One special prosecutor from the Office of the Attorney General reviews and prosecutes criminal insurance cases referred by the Section. Additionally,

two Deputy Attorneys General pursue administrative enforcement actions against licensees.

The Investigations Section aims to be recognized as a leader in the fight against insurance fraud by creating partnerships with other criminal justice and law enforcement entities, educating the insurance industry, conducting community presentations and distributing written materials. These activities have significantly increased public awareness.

KEY STATISTICS FOR YEAR 2022

491

Reports of fraud received

208

Opened cases

26

Cases referred to state prosecutors

1

Case referred to in-house attorneys

2

Criminal convictions

3

Administrative actions

30

Cases pending at
Office of the Attorney General



The Company Activities Bureau consists of three sections: Examinations, Analysis and Licensing. Although each section has separate functions, all work in close association on regulatory efforts.

EXAMINATIONS & ANALYSIS

The Examinations and Analysis Sections monitor the financial condition of insurance entities conducting business in the state of Idaho. This helps ensure that each entity complies with Idaho law and that the financial obligations to policyholders are met. Regulated entities include domestic and foreign stock and mutual insurers, fraternal benefit societies, managed care organizations, reciprocal insurers, self-funded health care plans, risk retention and purchasing groups, reinsurers, county mutual insurers, hospital and professional service corporations, surplus lines insurers, title insurers, and rating organizations.

Major functions of the Examinations & Analysis Sections include:

- Examination of the financial conditions of Idaho domestic insurers to ensure that they are operating in accordance with Idaho insurance laws and rules and the National Association of Insurance Commissioners (NAIC) Accounting Practices and Procedures Manual. Examinations are prescribed by law to be conducted at least once every five years but may be undertaken more frequently if the Director deems necessary. Examinations of self-funded health benefit plans and other regulated entities are also performed.
- Initial licensing for third party administrators (TPAs) to operate in Idaho. Determination that TPAs continue to meet licensing requirements based on annual filings.
- Receiving and recording corporate changes for insurers and other regulated entities (e.g., name changes, mergers, and redomestications).
- Leading Idaho's participation in interstate collaborative actions, providing technical expertise, and conducting or participating in supervisory examinations of domestic and foreign insurers.
- Financial analysis and review of Idaho domestic company financial reports to determine compliance, financial solvency, and ability to meet contractual obligations to policyholders. This includes review of foreign companies licensed in Idaho.
- Financial analysis and review of self-funded health plans regulated under Title 41, Chapters 40 and 41, Idaho Code, to determine compliance with Idaho Code requirements, financial solvency, and ability to meet obligations to beneficiaries.
- Initial licensing or authorization of regulated entities to transact business in the state. The admission process is completed in an efficient and timely manner to admit financially sound insurers and related entities that will offer quality insurance products or related services to Idaho residents. The Section also maintains reinsurance only and surplus line (white list) listings.
- Monitoring and regulation of Idaho holding company systems, in accordance with Title 41, Chapter 38, Idaho Code, to promote public interest and the interests of Idaho policyholders and shareholders.

COMPANY EXAMINATIONS AND ADMISSIONS

Companies Admitted / Listed / Registered in 2022

Advisory Organizations

4620	Cyberacuvview, LLC	DE
4645	Milliman Appleseed, LLC	DE
4661	TNEDICCA	DE

Certified Reinsurers

None

Charitable Gift Annuities

4640	Compassion & Choices	CO
4647	Colby College	ME
4648	New Mexico State University Foundation, Inc	NM
4702	Massachusetts Institute of Technology	MA

Fraternal Benefit Society

4626	GBU Financial Life	PA
------	--------------------	----

Life/Health

4612	AmFirst Insurance Company	OK
4618	Eagle Life Insurance Company	IA
4635	Citizens Security Life Insurance Company	KY

Managed Care Organizations

4633	St. Luke's Health Plan	ID
------	------------------------	----

Property/Casualty

4616	Digital Advantage Insurance Company	DE
4628	Indemnity National Insurance Company	MS
4630	Arch Property Casualty Insurance Company	MO
4629	FCCI Insurance Company	FL
4646	Trisura Insurance Company	OK
4653	National Summit Insurance Company	TX
4654	OBI America Insurance Company	PA
4655	Sunz Insurance Company	FL
4666	Auto Club Mapfre Insurance Company	OH
4670	The Gray Casualty & Surety Company	LA
4679	State Farm Classic Insurance Company	IL
4680	Western Mutual Insurance Company	CA

Purchasing Groups

4621	NorthPoint Data Security RPG, LLC	MI
4622	Wellness Insurance Network Risk Purchasing Group, LLC	NH
4650	The Shield Sports, Special Events and Entertainment Risk Purchasing Group,	DE
4669	WSC Commercial Auto Liability Purchasing Group, LLC	CO
4672	Allied Professionals Risk Purchasing Group, Inc	TX

Rating Organization

4613	On The Money Analytics, LLC	DE
4615	Milliman Appleseed, LLC	DE

Reciprocal Jurisdiction Reinsurer

** Per Idaho Code these companies must reapply every year with a new application**

4609	Convex Insurance UK Limited	United Kingdom
4610	Convex Re Limited	Bermuda
4651	Aspen Bermuda Limited	Bermuda
4656	Underwriters at Lloyd's	Germany
4657	DaVinci Reinsurance Ltd	Bermuda
4658	Renaissance Reinsurance Ltd	Bermuda

COMPANY EXAMINATIONS AND ADMISSIONS

Companies Admitted / Listed / Registered in 2022

4660	RenaissanceRe Europe AG	Switzerland
4659	RenaissanceRe Specialty U.S. Ltd	Bermuda
4662	Lancashire Insurance Company Limited	Bermuda
4671	Vermeer Reinsurance Ltd	Bermuda
4673	Group Ark Insurance Limited	Bermuda
4674	Fidelis Underwriting Limited	Germany
4685	Chubb European Group SE	France

Risk Retention Group

4623	Long Iron Insurance Risk Retention Group, Inc	SC
4625	Hoxbridge Insurance Company, Inc a Risk Retention Group	HI
4627	Emergency Capital Management, a Risk Retention Group	VT
4632	Gladius Insurance Risk Retention Group, Inc	AL
4634	Loxdon Insurance Company, Inc a Risk Retention Group	AL
4636	Proassurance American Mutual, a Risk Retention Group	DC
4641	National Guardian Risk Retention Group, Inc	HI
4644	Graph Insurance Group, a Risk Retention Group, Inc	VT
4649	Healthcare Professional Long Term Care Risk Retention Group	NC
4652	Clinician Assurance Inc, a Risk Retention Group	VT
4664	Securent Risk Retention Group, Inc	AL
4667	Notting Hill Risk Retention Group, LLC	AL
4678	MMIC Risk Retention Group, Inc	DC

Self-Funded Health Care Plans

N/A

Surplus Lines

4611	Concord Specialty Insurance Company	SD
4614	Harleysville Insurance Company of New York	OH
4617	Southlake Specialty Insurance Company	TX
4624	Richmond National Insurance Company	NH
4637	Texas Insurance Company	TX
4638	Hamilton Select Insurance, Inc	DE
4639	Intrepid Specialty Insurance Company	IA
4642	Concert Specialty Insurance Company	MT
4663	Benchmark Specialty Insurance Company	AR
4665	Bricktown Specialty Insurance Company	OK
4668	Fireman's Fund Indemnity Corporation	NJ

Title

4631	American Digital Title Insurance Company	CO
4643	Agents National Title Insurance Company	MO

Companies Merged in 2022

904 Mutual Trust Life Insurance Company, a Pan-American Life Insurance Group Stock Company **MERGED WITH** 2915 Pan-American Life Insurance Company effective December 31, 2022

3611 ProAssurance Specialty Insurance Company, Inc **MERGED WITH** 2703 ProAssurance Specialty Insurance Company effective December 31, 2021

COMPANY EXAMINATIONS AND ADMISSIONS

Classification of Active and Suspended Entities in 2022

Licensed

County Mutual Fire	1
Fraternal Benefit Societies	16
Hospital and Professional Service Corporation	1
Hospital Liabilities Trusts	0
Life & Disability	424
Managed Care Organizations	25
Petroleum Clean Water Trusts	1
Property & Casualty	856
Title	17

Listed

Accredited Reinsurers	21
Advisory Organizations	14
Certified Reinsurers	7
Charitable Gift Annuities	341
Reciprocal Jurisdiction Reinsurers	13
Surplus Lines	187
Trusted Reinsurers	16

Registered

Purchasing Groups	245
Rating Organizations	9
Risk Retention Groups	95
Self-Funded Employee Health Care Plan	15

Other Regulated Entities

Guaranty Associations	3
Surplus Lines Associations	1

Total Companies Regulated Entities **2,308**

Companies Expired, Delisted, Revoked or Withdrawn in 2022

Life/Health Companies

Wisconsin Physicians Service Insurance Corporation	Withdrawn	August 3, 2022
--	-----------	----------------

Property/Casualty Companies

Highlands Insurance Company	Liquidation	August 30, 2022
Pie Casualty Insurance Company	Withdrawn	May 12, 2022

Purchasing Groups

AKC PG, Inc.	Withdrawn	March 28, 2022
Association of Responsible Tanning Salon Operators, Inc	Withdrawn	March 28, 2022
Dow Insurance Real Estate Professionals RPG, Inc	Withdrawn	January 25, 2022
Healthcare Insurance Group	Withdrawn	March 28, 2022
National Association of Residential Real Estate Prof of GA	Withdrawn	March 30, 2022
Specialty Golf Insurance RPG, Inc	Withdrawn	March 28, 2022
Trinity Health Physician Professional Liability Program, RPG	Withdrawn	March 28, 2022
Unemployment Alternatives Purchasing Group	Withdrawn	March 28, 2022

Risk Retention Groups

Emergency Physicians Insurance Exchange Risk Retention Group	Withdrawn	April 25, 2022
Probuilders Specialty Insurance Company, RRG	Withdrawn	June 2, 2022
Vanderbilt Insurance Company, a Risk Retention Group	Withdrawn	March 22, 2022

Surplus Lines Insurers

Arch Excess & Surplus Insurance Company	Delist	March 9, 2022
Illinois Emcasco Insurance Company	Delist	May 26, 2022



CONTINUING EDUCATION

The Continuing Education (CE) Rule, IDAPA 18.06.04, requires resident insurance licensees to complete 24 credit hours of continuing education within each two-year licensing period, which expires at the end of the individual's birth month. At least three of the 24 hours must be obtained in insurance ethics courses. Mandated training has been adopted by the Department for annuity suitability, flood, and long-term care policy sales. Non-resident and limited lines producers are exempt from CE requirements for Idaho.

Appointed members of the CE Advisory Committee meet quarterly to review provider course applications to ensure quality courses are available to Idaho producers. CE rules are also in place to maintain high standards for CE courses. Presentation methods are available to licensees in a variety of formats including correspondence, internet, seminar, teleconference, traditional classroom, and webcast/webinar.



5,468

**TOTAL ACTIVE CONTINUING
EDUCATION COURSES**

COMPANY ACTIVITIES BUREAU

PRODUCER LICENSING

The Producer Licensing Section reviews and processes license applications and issues and maintains 114,549 licenses, including resident and non-resident business entities and individuals. The Section oversees 13 license types and their related procedures, statutes, and rules. Section goals are efficiency, security, and service.

- Producer Licensing continues to seek out administrative efficiencies by utilizing online services through approved vendors. Services include license application renewals, appointments, address changes, license copies, continuing education courses, and CE credit downloads. Applicants and licensees utilize online services for 90-95% of all licensing transactions. This factor allows the turnaround time for nonresident licensing to remain 1-2 days. The FBI fingerprinting process provides greater security and quicker response times for resident applicants.
- Producer Licensing website information is regularly updated to provide the most current information and services available. The Section maintains an efficient and secure licensing environment by utilizing document imaging for license records and email correspondence for DOI communications to licensees.



KEY STATISTICS FOR YEAR 2022

New Producer Lines of Authority

INDIVIDUAL RESIDENT		INDIVIDUAL NON-RESIDENT	
Accident & Health or Sickness	266	Accident & Health or Sickness	1,460
Casualty	188	Casualty	1,768
Life	281	Life	1,574
Property	190	Property	1,769
Personal Lines	7	Personal Lines	97
Other	53	Other	188

RESIDENT BUSINESS ENTITY		NON-RESIDENT BUSINESS ENTITY	
Accident & Health or Sickness	381	Accident & Health or Sickness	4047
Casualty	297	Casualty	2831
Life	452	Life	3138
Property	295	Property	2821
Personal Lines	15	Personal Lines	2627
Other	193	Other	857



The Market Oversight Bureau consists of the Rates and Forms Section and Market Conduct Team, focused on companies' conduct in the insurance markets.

MARKET CONDUCT

Through comprehensive market analysis techniques, the Department monitors Idaho's key market data elements to identify issues or concerns of regulated entities and proactively perform the most effective remedial action. This includes conducting and issuing routine Market Conduct Examinations of insurers. When appropriate, the Department takes collaborative action with other jurisdictions and participates in the multi-state examinations of insurers or entities which may affect Idahoans.

The Market Conduct Annual Statement (MCAS) was developed with the input of state regulators and representatives from the insurance industry. It provides an analysis tool for certain key market data elements that help regulators allocate market analysis resources where they can be most effective.



12

MARKET ANALYSIS REVIEWS COMPLETED

TITLE INSURANCE



Title Agents are examined by the Department not more than every fifth year. This regular examination of the Title Agent's transactions, assets, tract indexes, abstract records, and other records ascertains compliance with the law. Exceptions, if any, are issued in a Report of Exception Examination.

41

TITLE EXAMINATIONS COMPLETED

RATES AND FORMS

The Rates and Forms Section accepts property, casualty, health and life policy contracts and related forms with the company certification stating they comply with Idaho Code and are not ambiguous, misleading or deceptive. The Section accepts advertising filings for life and health and reviews rate filings for various lines of insurance including individual and small group health rate manuals, Medicare supplement, long-term care, private passenger automobile, homeowners and credit. The objective is to ensure that rates are not inadequate, excessive or unfairly discriminatory.

This Section is primarily responsible for administering form filing laws and form laws on a file-and-use basis. Idaho Code Section 41-1812 states: "No basic insurance policy or annuity contract form, or application form where written application is required and is to be made a part of the policy or contract, or printed rider or endorsement form or form of renewal certificate, shall be delivered, or issued for delivery in this state, unless the form has

been filed with the director."

Although all major lines of insurance are monitored, the Section is alert to filings involving private passenger automobile rate changes, bail bonds, certificates of assumption, company mergers, credit life and disability, life settlement, consumer credit reporting, health Products, long-term care, managed care organizations, Medicare supplements, title and workers' compensation. Unless the forms are submitted and filed with the Rates and Forms Section, they may not be issued to residents of Idaho.

The Department receives policy and rate filings from 2,308 companies licensed or registered to sell products in Idaho. The Department received 6,366 separate filings in 2022 via SERFF (System for Electronic Rate and Form Filing), consisting of 26,084 documents and 1,657 rates. Below is a listing of the number of forms and rates for all filings submitted in 2022.

RATES AND FORMS HIGHLIGHTS FOR YEAR 2022

Business Line	Forms	Business Line	Forms
Annuities	790	Annuities	0
Boiler & Machinery	17	Boiler & Machinery	0
Commercial Auto	918	Commercial Auto	182
Commercial Package	2,351	Commercial Package	151
Credit Life	8	Credit Life	1
Farmowners	6	Farmowners	4
Fidelity/Surety	642	Fidelity/Surety	41
General Liability	9,490	General Liability	341
Group Health	2,035	Group Health	86
Group Life	60	Group Life	0
HMO	910	HMO	10
Homeowners	896	Homeowners	102
Individual Health	1,312	Individual Health	103
Individual Life	140	Individual Life	0
Inland Marine	1,244	Inland Marine	126
Life Settlements	18	Life Settlement	0
Long-Term Care	27	Long-Term Care	29
Medical Malpractice	239	Medical Malpractice	12
Medicare Supplement	80	Medicare Supplement	134
Other All Lines	531	Other All Lines	32
Personal Auto	471	Personal Auto	143
Property	788	Property	98
Title	741	Title	8
Workers Compensation	172	Workers Compensation	54
Total	26,084	Total	1,657

SUMMARY OF ANNUAL STATEMENTS

KEY INFORMATION AND
FINANCIAL RESULTS
FOR INSURERS AS OF
YEAR END 2022



Health Companies	39
Life and Annuity Companies	42
Property Casualty Companies	53
Title Companies	91

HEALTH COMPANIES



COCODE	COMPANY NAME	STATE OF DOMICILE	INCORPORATED DATE	IDAHO LICENSED DATE	TOTAL ASSETS	CAPITAL AND SURPLUS	NET INCOME	LINE(S) OF BUSINESS
63444	ACCENDO INS CO	UT	12/8/1955	6/17/1974	\$ 362,070,710	\$ 83,472,563	\$ (253,564,081)	Disability, Excluding Managed Care; Life; Variable Life & Annuity Contracts
12193	AETNA BETTER HLTH OF MI INC	MI	4/22/2004	2/12/2019	\$ 223,935,886	\$ 70,004,867	\$ 22,068,912	Disability, Including Managed Care
78700	AETNA HLTH & LIFE INS CO	CT	8/19/1971	8/14/1981	\$ 690,613,720	\$ 300,617,476	\$ 63,012,609	Disability, Excluding Managed Care; Life
72052	AETNA HLTH INS CO	PA	7/8/1938	8/29/1968	\$ 250,473,712	\$ 116,579,834	\$ (105,541,425)	Disability, Excluding Managed Care; Life
95407	AETNA HLTH OF UTAH INC	UT	7/1/1987	12/16/2004	\$ 72,062,363	\$ 35,142,458	\$ 8,236,889	Disability - Managed Care Only
82406	ALL SAVERS INS CO	IN	1/7/1986	7/31/1996	\$ 1,787,674,932	\$ 937,290,049	\$ (159,351,341)	Disability, Excluding Managed Care; Life
95163	ALPHA DENTAL PROGRAMS INC	TX	12/31/1985	6/4/2008	\$ 62,328,846	\$ 54,871,819	\$ 10,218,111	Disability - Managed Care Only
16741	AMERICAN HLTH PLAN OF UT INC	UT	11/4/2019	3/30/2021	\$ 3,742,216	\$ 2,043,079	\$ (80,622)	Disability, Managed Care Only
84697	AMERICAN SPECIALTY HLTH INS CO	IN	12/27/1972	11/1/1989	\$ 10,499,051	\$ 10,275,084	\$ 371,173	Disability, Excluding Managed Care; Life
60250	AMFIRST INS CO	OK	12/15/1998	1/3/2022	\$ 98,397,292	\$ 71,471,257	\$ 4,564,616	Disability, Excluding Managed Care; Life
28207	ANTHEM INS CO INC	IN	5/22/1944	9/25/1992	\$ 5,849,877,276	\$ 2,354,727,246	\$ 671,764,947	Casualty, Excluding Workers' Compensation; Disability, Excluding Managed Care; Marine and Transportation; Property
12151	ARCADIAN HLTH PLAN INC	WA	4/6/2004	4/26/2017	\$ 1,848,763,682	\$ 930,291,835	\$ 212,332,671	Disability - Managed Care Only
71013	BANKERS RESERVE LIFE INS CO OF WI	WI	1/5/1961	4/25/2006	\$ 918,190,446	\$ 387,137,504	\$ 72,152,924	Disability, Excluding Managed Care; Life
15022	BLUE CROSS OF ID CARE PLUS INC	ID	2/19/2013	4/12/2018	\$ 323,772,970	\$ 158,866,232	\$ 35,483,070	Disability - Managed Care Only; Disability, Including Managed Care
60095	BLUE CROSS OF ID HLTH SERV INC	ID	1/1/1978	1/1/2000	\$ 1,120,889,482	\$ 718,679,970	\$ 1,521,600	Disability, Excluding Managed Care; Disability, Including Managed Care
95303	BRIDGESPAN HLTH CO	UT	8/10/1982	1/18/2013	\$ 46,712,115	\$ 41,177,755	\$ 1,034,140	Disability, Including Managed Care
12567	CARE IMPROVEMENT PLUS S CENTRAL INS	NE	1/13/2006	11/16/2017	\$ 6,067,278,143	\$ 2,292,362,391	\$ 1,662,759,991	Disability, Excluding Managed Care
80799	CELTIC INS CO	IL	5/3/1949	7/10/1957	\$ 1,624,532,400	\$ 794,886,166	\$ 98,548,946	Disability, Excluding Managed Care; Life
78301	CLEAR SPRING HLTH INS CO	AZ	9/24/1965	10/18/1994	\$ 403,440,944	\$ 53,217,300	\$ (9,392,500)	Disability, Excluding Managed Care; Life
86371	CLOVER INS CO	NJ	10/25/1947	1/7/1981	\$ 310,527,984	\$ 122,003,662	\$ 16,852,642	Disability, Excluding Managed Care; Life
60984	COMPBENEFITS INS CO	TX	5/13/1959	9/8/1986	\$ 207,614,478	\$ 87,559,636	\$ (19,024,460)	Life
81973	COVENTRY HLTH & LIFE INS CO	MO	4/24/1968	9/2/2011	\$ 917,003,283	\$ 643,847,502	\$ 143,820,288	Disability, Excluding Managed Care
47791	DELTA DENTAL PLAN OF ID INC	ID	6/21/1971	2/21/1973	\$ 71,203,204	\$ 53,878,868	\$ 2,033,208	Disability, Excluding Managed Care
73474	DENTEGRA INS CO	DE	7/27/1966	12/17/1980	\$ 156,393,100	\$ 74,540,400	\$ 18,919,165	Disability, Excluding Managed Care; Life
67636	DSM USA INS CO INC	TX	1/10/1910	9/20/1971	\$ 148,686,852	\$ 70,211,801	\$ 23,491,914	Disability, Excluding Managed Care; Life
81701	EDUCATORS MUT INS ASSOC	UT	6/26/1935	10/24/2005	\$ 200,849,633	\$ 172,456,654	\$ 12,854,083	Disability, Excluding Managed Care
12747	ELIXIR INS CO	OH	2/8/2006	7/29/2008	\$ 418,112,299	\$ 69,828,657	\$ (7,469,506)	Disability, Excluding Managed Care
88595	EMPHEYS INS CO	TX	3/13/1978	10/29/1996	\$ 95,470,581	\$ 58,968,730	\$ (12,197,636)	Disability, Excluding Managed Care; Life
60113	FIRST CARE INC	MD	2/27/1996	3/1/2018	\$ 61,087,654	\$ 45,357,960	\$ 10,828,502	Disability, Excluding Managed Care; Life
90328	FIRST HLTH LIFE & HLTH INS CO	TX	12/29/1978	9/30/1980	\$ 135,019,820	\$ 31,435,607	\$ 11,066,706	Disability, Excluding Managed Care; Life
85286	FRESENIUS HLTH PLANS INS CO	IN	11/5/1974	9/2/1981	\$ 9,056,515	\$ 8,891,271	\$ (23,357)	Disability, Excluding Managed Care; Life
62286	GOLDEN RULE INS CO	IN	6/17/1959	7/16/1982	\$ 607,970,598	\$ 311,782,513	\$ 181,663,547	Disability, Excluding Managed Care; Life
11229	HARMONY HLTH PLAN INC	IL	8/18/1995	2/4/2016	\$ 447,952,827	\$ 138,191,072	\$ 51,187,146	Disability, Including Managed Care
78611	HCSC INS SERV CO	IL	2/6/1958	6/20/1984	\$ 1,077,551,884	\$ 105,223,030	\$ (102,916,215)	Disability, Excluding Managed Care; Life
70670	HEALTH CARE SERV CORP A MUT LEGAL RE	IL	10/1/1936	9/29/2005	\$ 37,167,269,451	\$ 23,352,758,464	\$ 1,468,654,389	Disability, Excluding Managed Care
12902	HEALTHSPRING LIFE & HLTH INS CO INC	TX	2/27/2007	6/1/2010	\$ 981,834,495	\$ 534,106,603	\$ 191,709,001	Disability, Excluding Managed Care
71768	HM HLTH INS CO	PA	12/8/1954	7/31/1967	\$ 46,954,330	\$ 23,387,950	\$ 492,124	Disability, Excluding Managed Care; Life
60052	HUMANA BENEFIT PLAN OF IL INC	IL	6/20/1994	4/12/2012	\$ 1,186,470,862	\$ 624,970,578	\$ 130,348,817	Disability - Managed Care Only
95885	HUMANA HLTH PLAN INC	KY	8/23/1982	3/1/2008	\$ 768,263,926	\$ 377,149,910	\$ 50,136,528	Disability - Managed Care Only
73288	HUMANA INS CO	WI	12/18/1968	8/6/1984	\$ 10,180,328,228	\$ 4,813,771,951	\$ 654,879,602	Disability, Excluding Managed Care; Life; Small Group Risk Assuming Carrier
70580	HUMANADENTAL INS CO	WI	1/1/1908	4/1/1977	\$ 360,550,050	\$ 187,920,192	\$ 46,765,359	Disability, Excluding Managed Care; Life
47055	KAISER FOUND HLTH PLAN OF WA OPTIONS	WA	1/30/1990	11/17/1998	\$ 400,795,545	\$ 181,221,063	\$ (2,991,336)	Disability, Excluding Managed Care; Disability, Including Managed Care
94188	LIFEWISE ASSUR CO	WA	9/11/1981	5/9/1991	\$ 270,483,272	\$ 179,076,925	\$ 15,198,049	Disability, Excluding Managed Care; Life
14063	MCNA INS CO	TX	5/4/2011	2/24/2016	\$ 319,326,889	\$ 142,446,222	\$ 32,078,706	Disability, Including Managed Care
63762	MEDCO CONTAINMENT LIFE INS CO	PA	8/30/1954	9/29/1981	\$ 694,091,710	\$ 294,196,896	\$ 49,660,973	Disability, Excluding Managed Care; Life

COCODE	COMPANY NAME	STATE OF DOMICILE	INCORPORATED DATE	IDAHO LICENSED DATE	TOTAL ASSETS	CAPITAL AND SURPLUS	NET INCOME	LINE(S) OF BUSINESS
94587	MEMBERS HLTH INS CO	AZ	5/20/1982	4/18/1983	\$ 39,469,610	\$ 27,920,485	\$ (9,843,402)	Disability, Excluding Managed Care; Life
18750	MERIT HLTH INS CO	AZ	11/23/1992	3/24/2015	\$ 40,477,343	\$ 40,103,822	\$ 1,228,843	Disability, Excluding Managed Care
47098	MODA HLTH PLAN INC	OR	11/3/1988	1/24/2007	\$ 377,465,894	\$ 110,520,112	\$ 1,165,759	Disability, Including Managed Care
95502	MOLINA HLTHCARE OF UT INC DBA AMFAM	UT	5/27/1994	3/31/2017	\$ 275,395,360	\$ 87,439,044	\$ 59,263,748	Disability - Managed Care Only
14933	MONTANA HLTH COOPERATIVE	MT	12/15/2010	6/13/2014	\$ 154,017,085	\$ 83,367,729	\$ (350,304)	Disability, Including Managed Care
16456	MOUNT CARMEL HLTH PLAN OF ID INC	ID	8/29/2018	11/5/2021	\$ 11,167,997	\$ 5,806,045	\$ (2,733,412)	Disability - Managed Care Only; Disability, Including Managed Care
81264	NIPPON LIFE INS CO OF AMER	IA	8/23/1972	6/4/1981	\$ 240,929,762	\$ 147,490,158	\$ 20,090,988	Disability, Excluding Managed Care; Life
16445	NORTHWEST DENTAL BENEFITS LLC	ID	4/17/2017	8/16/2018	\$ 513,212	\$ 330,932	\$ (80,456)	Disability - Managed Care Only
88080	OMAHA HLTH INS CO	NE	2/21/1978	9/19/1979	\$ 339,806,621	\$ 265,424,482	\$ (9,196,524)	Disability, Excluding Managed Care; Life
70785	PACIFICARE LIFE & HLTH INS CO	IN	3/1/1967	12/9/1991	\$ 198,319,815	\$ 195,983,109	\$ 1,214,472	Disability, Excluding Managed Care; Life
12595	PACIFICSOURCE COMM HLTH PLANS	OR	12/12/2005	12/29/2014	\$ 356,235,793	\$ 289,292,577	\$ 42,170,809	Disability, Including Managed Care
54976	PACIFICSOURCE HLTH PLANS	OR	3/31/1933	5/30/2008	\$ 591,216,937	\$ 395,366,201	\$ 9,156,766	Disability - Managed Care Only; Disability, Including Managed Care
60131	REGENCE BLUESHIELD OF ID INC	ID	2/23/1946	2/4/2000	\$ 473,890,436	\$ 304,697,003	\$ 21,121,448	Disability, Excluding Managed Care; Disability, Including Managed Care
63245	SELECTHEALTH BENEFIT ASSUR CO INC	UT	5/8/1992	5/23/2014	\$ 33,485,355	\$ 29,963,391	\$ (939,764)	Disability, Excluding Managed Care
95153	SELECTHEALTH INC	UT	12/27/1983	10/26/2012	\$ 1,923,614,592	\$ 1,124,703,468	\$ 92,411,587	Disability - Managed Care Only; Disability, Including Managed Care
71420	SIERRA HLTH & LIFE INS CO INC	NV	8/16/1906	9/18/1942	\$ 5,854,939,435	\$ 2,938,370,578	\$ 1,618,466,039	Disability, Excluding Managed Care; Life
12575	SILVERSCRIPT INS CO	TN	5/11/2005	1/9/2007	\$ 3,203,177,089	\$ 1,147,507,016	\$ 56,482,728	Disability, Excluding Managed Care
17255	ST LUKES HLTH PLAN INC	ID	2/1/2022	3/25/2022	\$ 34,228,066	\$ 31,982,691	\$ (4,083,800)	Disability, Including Managed Care
92525	TRUASSURE INS CO	IL	5/24/1979	3/1/2013	\$ 13,270,833	\$ 11,265,805	\$ 1,483,034	Disability, Excluding Managed Care
85766	UNITED CONCORDIA INS CO	AZ	10/20/1975	12/6/1991	\$ 322,258,740	\$ 217,312,519	\$ 53,332,007	Disability, Excluding Managed Care; Life
95501	UNITED HLTHCARE OF UT INC	UT	3/16/1984	3/29/2017	\$ 99,604,026	\$ 89,130,976	\$ 5,650,431	Disability - Managed Care Only
84549	UNITEDHEALTHCARE INS CO OF AMER	IL	3/29/1974	8/23/1983	\$ 305,108,082	\$ 240,005,166	\$ (13,299,788)	Disability, Excluding Managed Care; Life
97179	UNITEDHEALTHCARE LIFE INS CO	WI	12/10/1982	4/16/1991	\$ 186,849,294	\$ 90,922,217	\$ 14,794,819	Disability, Excluding Managed Care; Life
95685	UNITEDHEALTHCARE OF THE ROCKIES INC	UT	6/12/1997	3/23/2021	\$ 188,062,721	\$ 79,559,269	\$ 42,404,290	Disability - Managed Care Only
97772	US HLTH & LIFE INS CO INC	MI	1/11/1982	5/16/1988	\$ 70,121,312	\$ 18,347,080	\$ (30,283,887)	Disability, Excluding Managed Care; Life
39616	VISION SERV PLAN INS CO	OH	6/10/1987	3/1/2019	\$ 485,261,312	\$ 333,780,582	\$ 211,566,724	Disability, Excluding Managed Care
53031	VSP VISION CARE INC	VA	4/26/1960	6/26/2014	\$ 91,357,259	\$ 55,767,041	\$ 39,835,785	Disability - Managed Care Only
83445	WELLCARE HLTH INS OF AZ INC	AZ	11/15/1972	3/19/1991	\$ 303,450,341	\$ 114,127,732	\$ 19,109,609	Disability, Excluding Managed Care; Life
64467	WELLCARE HLTH INS OF KY INC	KY	3/27/1962	7/19/1983	\$ 1,038,543,788	\$ 474,328,878	\$ 99,934,704	Disability, Excluding Managed Care; Life
10155	WELLCARE PRESCRIPTION INS INC	AZ	3/24/2005	12/6/2006	\$ 5,536,052,500	\$ 348,379,073	\$ 196,329,075	Disability, Excluding Managed Care
95819	WILLAMETTE DENTAL OF ID INC	ID	7/22/1998	9/11/1998	\$ 43,939,249	\$ 43,549,833	\$ 395,119	Disability - Managed Care Only
68420	WMI MUT INS CO	UT	7/1/1987	12/17/1996	\$ 16,924,500	\$ 12,232,806	\$ (631,113)	Disability, Excluding Managed Care; Life

LIFE & ANNUITY COMPANIES



COCODE	COMPANY NAME	STATE OF DOMICILE	INCORPORATED DATE	IDAHO LICENSED DATE	TOTAL ASSETS	CAPITAL AND SURPLUS	NET INCOME	LINE(S) OF BUSINESS
80985	4 EVER LIFE INS CO	IL	9/22/1949	12/19/1952	\$ 193,766,969	\$ 78,349,392	\$ 2,762,990	Disability, Excluding Managed Care; Life
77879	5 STAR LIFE INS CO	NE	5/24/1943	12/1/1987	\$ 321,250,378	\$ 33,952,284	\$ 8,188,599	Disability, Excluding Managed Care; Life
71854	AAA LIFE INS CO	MI	6/5/1969	8/26/1970	\$ 797,605,503	\$ 210,731,133	\$ 11,959,506	Disability, Excluding Managed Care; Life
71471	ABILITY INS CO	NE	10/6/1967	4/22/1970	\$ 1,032,676,072	\$ 24,491,785	\$ (6,467,290)	Disability, Excluding Managed Care; Life
62200	ACCORDIA LIFE & ANN CO	IA	8/10/1967	8/25/1969	\$ 12,476,722,049	\$ 958,787,852	\$ 113,685,569	Disability, Excluding Managed Care; Life
60348	ACE LIFE INS CO	CT	7/9/1965	5/4/1966	\$ 36,476,828	\$ 8,322,709	\$ (1,754,792)	Disability, Excluding Managed Care; Life
60054	AETNA LIFE INS CO	CT	5/01/1853	5/18/1897	\$ 24,809,288,961	\$ 6,192,864,104	\$ 2,217,724,164	Disability, Excluding Managed Care; Life; Variable Life & Annuity Contracts
90611	ALLIANZ LIFE INS CO OF N AMER	MN	8/13/1979	10/2/1980	\$ 162,121,095,905	\$ 6,515,366,379	\$ 2,832,698,997	Disability, Excluding Managed Care; Life; Variable Life & Annuity Contracts
60216	AMALGAMATED LIFE INS CO	NY	9/29/1943	12/12/2008	\$ 148,550,035	\$ 67,320,324	\$ (4,649,765)	Disability, Excluding Managed Care; Life
68594	AMERICAN AMICABLE LIFE INS CO OF TX	TX	9/22/1981	7/7/1987	\$ 485,035,515	\$ 155,553,018	\$ 19,555,745	Disability, Excluding Managed Care; Life
60275	AMERICAN BANKERS LIFE ASSUR CO OF FL	FL	2/6/1952	8/12/1952	\$ 235,553,503	\$ 59,851,227	\$ 22,775,832	Disability, Excluding Managed Care; Life
66001	AMERICAN BENEFIT LIFE INS CO	OK	5/12/1909	4/13/2021	\$ 264,690,715	\$ 33,009,756	\$ 3,695,042	Disability, Excluding Managed Care; Life
92738	AMERICAN EQUITY INVEST LIFE INS CO	IA	12/19/1980	1/22/1982	\$ 58,992,338,445	\$ 3,692,601,781	\$ 170,830,636	Life; Variable Life & Annuity Contracts
60380	AMERICAN FAMILY LIFE ASSUR CO OF COL	NE	11/17/1955	5/12/2017	\$ 16,435,957,203	\$ 3,096,762,865	\$ 1,135,650,653	Disability, Excluding Managed Care; Life
60399	AMERICAN FAMILY LIFE INS CO	WI	11/21/1957	3/28/2001	\$ 5,677,326,896	\$ 457,178,185	\$ 100,052,726	Disability, Excluding Managed Care; Life; Variable Life & Annuity Contracts
60004	AMERICAN FARMERS & RANCHERS LIFE INS	OK	12/30/1999	9/16/2005	\$ 38,171,015	\$ 5,265,266	\$ (473,962)	Life
60410	AMERICAN FIDELITY ASSUR CO	OK	11/30/1960	11/15/1968	\$ 7,565,034,143	\$ 628,224,909	\$ 167,139,781	Disability, Excluding Managed Care; Life; Variable Life & Annuity Contracts
60429	AMERICAN FIDELITY LIFE INS CO	FL	9/5/1956	10/21/1965	\$ 379,414,230	\$ 66,346,042	\$ 1,359,952	Life
60488	AMERICAN GEN LIFE INS CO	TX	4/11/1960	6/21/1961	\$ 211,618,712,912	\$ 9,749,592,430	\$ 1,980,734,433	Disability, Excluding Managed Care; Life; Variable Life & Annuity Contracts
60534	AMERICAN HERITAGE LIFE INS CO	FL	9/11/1956	6/18/1962	\$ 2,242,964,215	\$ 305,692,653	\$ 78,328,415	Disability, Excluding Managed Care; Life
60518	AMERICAN HLTH & LIFE INS CO	TX	6/16/1954	9/13/1954	\$ 1,313,406,662	\$ 387,044,030	\$ 97,739,911	Disability, Excluding Managed Care; Life
60542	AMERICAN HOME LIFE INS CO	KS	5/3/1909	11/30/1970	\$ 283,551,544	\$ 20,971,217	\$ 459,950	Disability, Excluding Managed Care; Life
60577	AMERICAN INCOME LIFE INS CO	IN	7/16/1954	8/9/1967	\$ 5,042,781,681	\$ 388,413,059	\$ 144,929,826	Disability, Excluding Managed Care; Life
67253	AMERICAN LIFE & SECURITY CORP	NE	9/15/1960	6/23/1987	\$ 1,870,429,007	\$ 69,935,570	\$ 12,927,241	Disability, Excluding Managed Care; Life
81213	AMERICAN MATURITY LIFE INS CO	CT	10/24/1972	6/3/1983	\$ 64,284,014	\$ 51,312,281	\$ 577,627	Disability, Excluding Managed Care; Life; Variable Life & Annuity Contracts
67989	AMERICAN MEMORIAL LIFE INS CO	SD	3/18/1959	6/28/1968	\$ 4,294,975,733	\$ 211,454,730	\$ (6,883,526)	Disability, Excluding Managed Care; Life
60739	AMERICAN NATL INS CO	TX	3/1/1905	4/23/1934	\$ 24,799,084,134	\$ 3,522,484,463	\$ 337,530,834	Disability, Excluding Managed Care; Life; Variable Life & Annuity Contracts
71773	AMERICAN NATL LIFE INS CO OF TX	TX	12/2/1954	4/1/1973	\$ 142,448,963	\$ 39,572,415	\$ 2,502,204	Disability, Excluding Managed Care; Life
60801	AMERICAN PUBLIC LIFE INS CO	OK	11/28/1945	10/24/2005	\$ 97,671,254	\$ 28,643,479	\$ 5,513,936	Disability, Excluding Managed Care; Life
60836	AMERICAN REPUBLIC INS CO	IA	4/4/1929	8/12/1952	\$ 1,697,080,097	\$ 571,447,546	\$ (5,276,750)	Disability, Excluding Managed Care; Life; Variable Life & Annuity Contracts
60895	AMERICAN UNITED LIFE INS CO	IN	12/17/2000	7/8/1949	\$ 32,980,474,187	\$ 1,194,326,854	\$ (117,769,370)	Disability, Excluding Managed Care; Life; Variable Life & Annuity Contracts
61999	AMERICO FIN LIFE & ANN INS CO	TX	7/1/1946	2/1/1957	\$ 6,464,897,107	\$ 776,106,113	\$ 60,034,050	Disability, Excluding Managed Care; Life
61301	AMERITAS LIFE INS CORP	NE	4/6/1887	11/13/1952	\$ 25,326,667,111	\$ 1,899,564,525	\$ 83,689,251	Disability, Excluding Managed Care; Life; Variable Life & Annuity Contracts
72222	AMICA LIFE INS CO	RI	6/13/1968	3/1/1989	\$ 1,433,245,895	\$ 365,880,894	\$ 3,880,536	Life

COCODE	COMPANY NAME	STATE OF DOMICILE	INCORPORATED DATE	IDAHO LICENSED DATE	TOTAL ASSETS	CAPITAL AND SURPLUS	NET INCOME	LINE(S) OF BUSINESS
93661	ANNUITY INVESTORS LIFE INS CO	OH	11/13/1981	1/20/1984	\$ 2,986,590,444	\$ 384,160,033	\$ 25,031,285	Disability, Excluding Managed Care; Life; Variable Life & Annuity Contracts
61069	ANTHEM LIFE INS CO	IN	6/7/1956	10/18/1982	\$ 827,684,566	\$ 175,183,903	\$ 25,003,712	Disability, Excluding Managed Care; Life
71455	ARCH LIFE INS CO OF AMER	KS	6/1/1964	8/31/2004	\$ 9,294,392	\$ 8,633,240	\$ (327,867)	Disability, Excluding Managed Care; Life
67423	ASPIDA LIFE INS CO	MI	8/14/1956	11/18/1959	\$ 800,456,873	\$ 114,922,153	\$ (54,543,070)	Disability, Excluding Managed Care; Life; Variable Life & Annuity Contracts
56499	ASSURED LIFE ASSN	CO	1/20/1891	5/29/1901	\$ 59,414,767	\$ 13,262,453	\$ (266,499)	Disability, Excluding Managed Care; Life; Variable Products
71439	ASSURITY LIFE INS CO	NE	3/20/1964	11/24/1969	\$ 2,552,243,843	\$ 418,956,261	\$ 37,819,341	Disability, Excluding Managed Care; Life
68039	ATHENE ANN & LIFE ASSUR CO OF NY	NY	5/19/1965	7/28/1981	\$ 4,626,170,115	\$ 283,835,262	\$ (20,889,860)	Disability, Excluding Managed Care; Life; Variable Life & Annuity Contracts
61689	ATHENE ANN & LIFE CO	IA	2/15/1896	4/2/1914	\$ 145,599,630,080	\$ 2,067,261,385	\$ (724,245,843)	Disability, Excluding Managed Care; Life; Variable Life & Annuity Contracts
61492	ATHENE ANNUITY & LIFE ASSUR CO	DE	6/28/1909	6/30/1917	\$ 38,446,010,201	\$ 2,298,385,358	\$ (335,514,634)	Disability, Excluding Managed Care; Life; Variable Life & Annuity Contracts
61182	AURORA NATL LIFE ASSUR CO	CA	4/27/1961	6/23/1963	\$ 2,776,994,381	\$ 181,501,121	\$ 4,332,743	Disability, Excluding Managed Care; Life
61190	AUTO OWNERS LIFE INS CO	MI	9/28/1965	9/6/2005	\$ 4,653,878,889	\$ 638,117,705	\$ 37,933,032	Disability, Excluding Managed Care; Life
61212	BALTIMORE LIFE INS CO	MD	3/27/1882	8/23/1991	\$ 1,289,129,765	\$ 80,450,539	\$ (4,123,276)	Disability, Excluding Managed Care; Life
61239	BANKERS FIDELITY LIFE INS CO	GA	6/13/1955	5/2/1997	\$ 158,019,825	\$ 36,672,367	\$ 4,350,395	Disability, Excluding Managed Care; Life
61263	BANKERS LIFE & CAS CO	IL	4/6/1880	8/20/1952	\$ 20,050,568,787	\$ 1,352,762,293	\$ 194,778,032	Disability, Excluding Managed Care; Life
94250	BANNER LIFE INS CO	MD	9/21/1981	5/27/1982	\$ 8,933,236,080	\$ 742,816,771	\$ 301,274,707	Disability, Excluding Managed Care; Life; Variable Life & Annuity Contracts
61395	BENEFICIAL LIFE INS CO	UT	5/10/1905	6/7/1905	\$ 1,890,074,544	\$ 202,294,654	\$ 6,360,006	Disability, Excluding Managed Care; Life
64890	BERKLEY LIFE & HLTH INS CO	IA	11/19/1962	12/8/1964	\$ 568,510,225	\$ 365,793,312	\$ 67,773,861	Disability, Excluding Managed Care; Life
62345	BERKSHIRE HATHAWAY LIFE INS CO NE	NE	5/14/1993	1/26/1999	\$ 21,566,303,913	\$ 8,860,868,232	\$ 151,664,812	Life
71714	BERKSHIRE LIFE INS CO OF AMER	MA	5/11/2001	8/25/1976	\$ 4,932,599,416	\$ 199,466,350	\$ (10,515,333)	Disability, Excluding Managed Care; Life
90638	BEST LIFE & HLTH INS CO	TX	11/28/1962	7/20/1981	\$ 29,921,177	\$ 20,010,391	\$ 1,353,499	Disability, Excluding Managed Care; Life
62383	BESTOW LIFE INS CO	IA	5/10/1956	8/25/1978	\$ 116,826,133	\$ 8,545,621	\$ 456,221	Disability, Excluding Managed Care; Life
61476	BOSTON MUT LIFE INS CO	MA	8/18/1891	10/2/1980	\$ 1,635,545,501	\$ 268,805,271	\$ (8,686,139)	Disability, Excluding Managed Care; Life
87726	BRIGHTHOUSE LIFE INS CO	DE	7/17/1863	6/25/1893	\$ 180,918,662,446	\$ 6,349,379,241	\$ 1,031,789,970	Casualty, Including Workers' Compensation; Disability, Excluding Managed Care; Life; Variable Life & Annuity Contracts
76694	CANADA LIFE REINS CO	PA	3/26/1969	7/18/1978	\$ 54,698,488	\$ 34,111,135	\$ 2,449,787	Disability, Excluding Managed Care; Life
61581	CAPITOL LIFE INS CO	TX	7/1/1905	6/13/1913	\$ 663,571,077	\$ 57,404,372	\$ 877,536	Disability, Excluding Managed Care; Life; Variable Life & Annuity Contracts
61735	CENTRAL SECURITY LIFE INS CO	TX	2/19/1955	11/8/1983	\$ 79,203,833	\$ 7,124,069	\$ (8,880)	Disability, Excluding Managed Care; Life
61751	CENTRAL STATES H & L CO OF OMAHA	NE	6/2/1932	4/1/1951	\$ 379,936,401	\$ 190,280,433	\$ 6,636,884	Disability, Excluding Managed Care; Life
80896	CENTRE LIFE INS CO	MA	10/7/1926	8/16/1977	\$ 1,375,730,145	\$ 79,501,849	\$ (4,077,242)	Disability, Excluding Managed Care; Life
61832	CHESAPEAKE LIFE INS CO	OK	4/20/1956	12/29/1967	\$ 255,352,050	\$ 84,018,537	\$ 18,611,694	Disability, Excluding Managed Care; Life
61859	CHRISTIAN FIDELITY LIFE INS CO	TX	4/25/1935	8/1/1988	\$ 45,445,771	\$ 20,591,336	\$ 3,637,101	Disability, Excluding Managed Care; Life
61875	CHURCH LIFE INS CORP	NY	6/24/1922	2/8/2005	\$ 209,404,965	\$ 68,071,010	\$ (9,438,091)	Disability, Excluding Managed Care; Life
71463	CICA LIFE INS CO OF AMER	CO	2/14/1968	8/1/1997	\$ 143,579,316	\$ 35,432,626	\$ 901,290	Disability, Excluding Managed Care; Life
67369	CIGNA HLTH & LIFE INS CO	CT	5/2/1963	6/24/1975	\$ 14,310,751,427	\$ 5,792,297,776	\$ 3,158,246,423	Disability, Excluding Managed Care; Life; Variable Life & Annuity Contracts
65269	CIGNA INS CO	OH	6/26/1957	6/14/1984	\$ 3,089,825	\$ 3,063,104	\$ (2,279)	Disability, Excluding Managed Care; Life
61921	CITIZENS SECURITY LIFE INS CO	KY	1/28/1965	3/25/2022	\$ 39,085,131	\$ 25,774,109	\$ 9,319,953	Disability, Excluding Managed Care; Life
83607	CLEAR SPRING LIFE & ANN CO	DE	8/29/1985	10/30/1990	\$ 15,602,453,222	\$ 1,181,939,840	\$ 166,608,153	Disability, Excluding Managed Care; Life

COCODE	COMPANY NAME	STATE OF DOMICILE	INCORPORATED DATE	IDAHO LICENSED DATE	TOTAL ASSETS	CAPITAL AND SURPLUS	NET INCOME	LINE(S) OF BUSINESS
93432	CM LIFE INS CO	CT	4/25/1980	3/31/1982	\$ 8,099,124,030	\$ 1,780,084,362	\$ 123,906,137	Disability, Excluding Managed Care; Life; Variable Life & Annuity Contracts
62626	CMFG LIFE INS CO	IA	5/20/1935	7/3/1956	\$ 26,388,545,986	\$ 3,058,467,082	\$ 269,251,177	Disability, Excluding Managed Care; Life; Variable Life & Annuity Contracts
62049	COLONIAL LIFE & ACCIDENT INS CO	SC	4/18/1939	2/21/1963	\$ 3,790,906,987	\$ 532,239,732	\$ 298,180,525	Disability, Excluding Managed Care; Life
62065	COLONIAL PENN LIFE INS CO	PA	12/3/1957	10/19/1967	\$ 906,399,035	\$ 90,714,978	\$ (39,547,752)	Disability, Excluding Managed Care; Life; Variable Life & Annuity Contracts
76023	COLUMBIAN LIFE INS CO	IL	3/18/1988	9/3/1999	\$ 346,048,189	\$ 24,780,892	\$ (12,684,692)	Disability, Excluding Managed Care; Life
62103	COLUMBIAN MUT LIFE INS CO	NY	11/1/1882	10/3/1990	\$ 1,448,071,154	\$ 39,982,077	\$ (7,488,511)	Disability, Excluding Managed Care; Life
99937	COLUMBUS LIFE INS CO	OH	9/8/1986	9/12/1995	\$ 4,569,643,585	\$ 369,704,268	\$ 10,330,073	Disability, Excluding Managed Care; Life; Variable Life & Annuity Contracts
62146	COMBINED INS CO OF AMER	IL	10/11/1949	3/1/1948	\$ 2,638,070,696	\$ 435,350,560	\$ 179,765,698	Disability, Excluding Managed Care; Life
81426	COMMERCIAL TRAVELERS LIFE INS CO	NY	3/20/1883	8/13/1981	\$ 9,586,814	\$ 8,795,180	\$ (1,614,347)	Disability, Excluding Managed Care; Life
84824	COMMONWEALTH ANN & LIFE INS CO	MA	12/30/2002	1/1/1975	\$ 68,075,658,498	\$ 4,191,842,834	\$ (70,724,186)	Disability, Excluding Managed Care; Life; Variable Life & Annuity Contracts
77828	COMPANION LIFE INS CO	SC	6/29/1970	9/16/1981	\$ 670,953,848	\$ 413,602,600	\$ 24,984,293	Disability, Excluding Managed Care; Life
62308	CONNECTICUT GEN LIFE INS CO	CT	6/22/1865	1/18/1946	\$ 20,177,510,926	\$ 6,559,948,401	\$ 2,743,588,182	Disability, Excluding Managed Care; Life; Variable Life & Annuity Contracts
71730	CONTINENTAL AMER INS CO	NE	11/25/1968	12/4/2002	\$ 1,138,532,937	\$ 359,968,681	\$ (68,579,715)	Disability, Excluding Managed Care; Life
71404	CONTINENTAL GEN INS CO	TX	5/24/1961	7/25/1974	\$ 4,413,424,639	\$ 420,442,981	\$ 90,742,164	Disability, Excluding Managed Care; Life
68500	CONTINENTAL LIFE INS CO BRENTWOOD	TN	12/5/1983	10/26/1988	\$ 686,480,700	\$ 426,166,305	\$ 23,889,570	Disability, Excluding Managed Care; Life
68365	CORPORATE SOLUTIONS LIFE REINS CO	DE	5/20/1981	12/16/1981	\$ 21,280,610,877	\$ 1,638,556,654	\$ 1,046,457,044	Life
94218	COUNTRY INVESTORS LIFE ASSUR CO	IL	10/13/1981	2/4/1999	\$ 333,752,404	\$ 220,337,587	\$ 6,377,555	Disability, Excluding Managed Care; Life; Variable Life & Annuity Contracts
62553	COUNTRY LIFE INS CO	IL	11/24/1928	11/8/1962	\$ 9,645,177,939	\$ 1,516,511,913	\$ 124,400,667	Disability, Excluding Managed Care; Life
56634	CROATIAN FRATERNAL UNION OF AMER	PA	5/31/1897	8/13/1931	\$ 512,420,200	\$ 64,698,198	\$ 4,107,606	Disability, Excluding Managed Care; Life; Variable Products
82880	CSI LIFE INS CO	NE	11/21/1973	9/10/2004	\$ 23,881,897	\$ 18,555,416	\$ 568,899	Disability, Excluding Managed Care; Life
71129	DEARBORN LIFE INS CO	IL	8/23/1966	8/28/1975	\$ 1,189,502,683	\$ 439,880,900	\$ 33,569,023	Disability, Excluding Managed Care; Disability, Including Managed Care; Life
62634	DELAWARE AMER LIFE INS CO	DE	11/4/1964	1/23/1978	\$ 107,687,071	\$ 60,267,372	\$ 9,841,688	Disability, Excluding Managed Care; Life
79065	DELAWARE LIFE INS CO	DE	1/12/1970	4/17/1973	\$ 41,180,383,743	\$ 2,244,646,585	\$ 245,102,156	Disability, Excluding Managed Care; Life; Variable Life & Annuity Contracts
81019	DESERET MUT INS CO	UT	12/31/1968	8/9/2004	\$ 24,784,420	\$ 4,567,971	\$ 191,822	Disability, Excluding Managed Care
97705	DIRECT GEN LIFE INS CO	SC	11/17/1982	6/22/1983	\$ 27,365,496	\$ 19,655,401	\$ (6,818,333)	Disability, Excluding Managed Care; Life
13183	EAGLE LIFE INS CO	IA	8/28/2008	1/31/2022	\$ 3,270,067,792	\$ 317,198,900	\$ (27,967,204)	Life
84174	ELCO MUT LIFE & ANN	IL	3/15/1946	7/13/1982	\$ 1,055,549,337	\$ 77,889,005	\$ 3,790,104	Life
85561	ELIPS LIFE INS CO	MO	6/24/1975	12/30/1977	\$ 62,770,860	\$ 55,339,616	\$ (736,274)	Disability, Excluding Managed Care; Life
62928	EMC NATL LIFE CO	IA	8/1/1962	10/18/1974	\$ 814,012,678	\$ 100,042,071	\$ (2,527,710)	Disability, Excluding Managed Care; Life
68276	EMPLOYERS REASSUR CORP	KS	8/20/1986	7/13/1987	\$ 27,407,960,075	\$ 1,899,945,235	\$ (1,656,043,235)	Disability, Excluding Managed Care; Life
93629	EMPOWER ANN INS CO	CT	1/14/1981	12/16/1987	\$ 83,366,105,338	\$ 1,479,011,054	\$ 140,347,696	Disability, Excluding Managed Care; Life; Variable Life & Annuity Contracts
68322	EMPOWER ANN INS CO OF AMER	CO	3/28/1907	10/6/1976	\$ 75,287,506,574	\$ 3,520,577,560	\$ 485,803,361	Disability, Excluding Managed Care; Life; Variable Life & Annuity Contracts
62880	EQUITABLE FINANCIAL LIFE & ANN CO	CO	1/18/1984	11/26/1985	\$ 560,544,179	\$ 96,780,971	\$ 35,768,567	Disability, Excluding Managed Care; Life; Variable Life & Annuity Contracts

COCODE	COMPANY NAME	STATE OF DOMICILE	INCORPORATED DATE	IDAHO LICENSED DATE	TOTAL ASSETS	CAPITAL AND SURPLUS	NET INCOME	LINE(S) OF BUSINESS
62944	EQUITABLE FINANCIAL LIFE INS CO	NY	7/26/1859	05/15/1896	\$ 215,262,621,321	\$ 5,595,824,134	\$ 1,820,517,058	Disability, Excluding Managed Care; Life; Variable Life & Annuity Contracts
78077	EQUITABLE FINANCIAL LIFE INS CO OF A	AZ	3/6/1969	4/15/1976	\$ 6,768,604,748	\$ 402,875,658	\$ 67,708,320	Disability, Excluding Managed Care; Life; Variable Life & Annuity Contracts
62510	EQUITRUST LIFE INS CO	AZ	6/3/1966	8/11/1971	\$ 26,070,108,912	\$ 1,747,356,219	\$ 298,297,135	Disability, Excluding Managed Care; Life; Variable Life & Annuity Contracts
57991	EVERENCE ASSN INC	IN	12/15/1964	10/19/1982	\$ 392,025,156	\$ 108,830,061	\$ (2,355,299)	Disability, Excluding Managed Care; Life; Variable Products
74209	EVERENCE INS CO	IN	2/4/1987	8/12/1988	\$ 20,417,443	\$ 14,522,143	\$ (24,080)	Disability, Excluding Managed Care; Life
70866	EVERLAKE ASSUR CO	IL	6/28/1967	12/19/1967	\$ 121,671,549	\$ 47,045,130	\$ (1,358,948)	Life; Variable Life & Annuity Contracts
60186	EVERLAKE LIFE INS CO	IL	3/6/1957	10/23/1957	\$ 26,002,008,208	\$ 1,760,093,444	\$ 357,076,008	Disability, Excluding Managed Care; Life; Variable Life & Annuity Contracts
97241	EVERLY LIFE INS CO	WI	5/25/1982	7/27/1983	\$ 432,226,046	\$ 47,560,048	\$ 5,654,643	Disability, Excluding Managed Care; Life
77968	FAMILY HERITAGE LIFE INS CO OF AMER	OH	8/22/1989	2/14/2000	\$ 1,719,036,284	\$ 156,091,401	\$ 44,797,824	Disability, Excluding Managed Care; Life
63053	FAMILY LIFE INS CO	TX	6/1/1949	7/9/1953	\$ 138,488,930	\$ 29,985,503	\$ 2,614,124	Disability, Excluding Managed Care; Life; Variable Life & Annuity Contracts
74004	FAMILY SERV LIFE INS CO	TX	5/4/1955	7/7/1988	\$ 241,078,463	\$ 40,002,887	\$ 2,224,772	Life
63088	FARM BUREAU LIFE INS CO	IA	10/30/1944	7/3/1995	\$ 9,767,188,668	\$ 732,100,157	\$ 100,944,684	Disability, Excluding Managed Care; Life; Variable Life & Annuity Contracts
63177	FARMERS NEW WORLD LIFE INS CO	WA	2/21/1910	12/3/1912	\$ 5,447,625,271	\$ 319,436,537	\$ 139,277,431	Disability, Excluding Managed Care; Life; Variable Life & Annuity Contracts
63223	FEDERAL LIFE INS CO	IL	9/8/1899	12/20/1971	\$ 271,906,444	\$ 17,557,716	\$ 399,789	Disability, Excluding Managed Care; Life
63258	FEDERATED LIFE INS CO	MN	12/9/1958	8/5/1983	\$ 2,599,435,882	\$ 598,798,581	\$ 57,502,735	Disability, Excluding Managed Care; Life; Variable Life & Annuity Contracts
63274	FIDELITY & GUAR LIFE INS CO	IA	12/16/1959	6/15/1960	\$ 46,733,184,299	\$ 1,876,858,294	\$ (317,127,209)	Disability, Excluding Managed Care; Life; Variable Life & Annuity Contracts
93696	FIDELITY INVESTMENTS LIFE INS CO	UT	5/13/1981	3/1/1984	\$ 36,316,305,219	\$ 1,003,195,340	\$ 101,864,487	Disability, Excluding Managed Care; Life; Variable Life & Annuity Contracts
63290	FIDELITY LIFE ASSN A LEGAL RESERVE L	IL	2/24/1896	3/18/1975	\$ 424,464,377	\$ 106,259,515	\$ 1,732,360	Disability, Excluding Managed Care; Life
71870	FIDELITY SECURITY LIFE INS CO	MO	1/17/1969	4/1/1977	\$ 1,006,686,508	\$ 327,046,130	\$ 18,793,851	Disability, Excluding Managed Care; Life; Variable Life & Annuity Contracts
69140	FIRST ALLMERICA FIN LIFE INS CO	MA	3/16/1844	8/3/1948	\$ 6,293,144,635	\$ 89,671,363	\$ (82,410,187)	Disability, Excluding Managed Care; Life; Variable Life & Annuity Contracts
56332	FIRST CATH SLOVAK LADIES ASSN USA	OH	10/20/1899	3/1/2008	\$ 1,127,543,564	\$ 109,075,475	\$ 1,833,371	Life; Variable Products
67652	FIRST PENN PACIFIC LIFE INS CO	IN	6/19/1963	7/11/1980	\$ 1,095,832,395	\$ 117,738,928	\$ 22,311,175	Disability, Excluding Managed Care; Life; Variable Life & Annuity Contracts
91642	FORETHOUGHT LIFE INS CO	IN	2/14/1980	8/6/1982	\$ 53,507,942,273	\$ 2,675,960,451	\$ 488,060,419	Disability, Excluding Managed Care; Life; Variable Life & Annuity Contracts
86630	FORTITUDE LIFE INS & ANN CO	AZ	5/21/1969	4/5/1977	\$ 32,201,439,059	\$ 636,939,771	\$ 306,171,989	Disability, Excluding Managed Care; Life; Variable Life & Annuity Contracts
90247	FORTITUDE US REINS CO	AZ	5/21/1979	12/17/2001	\$ 10,655,279	\$ 9,592,000	\$ (243,805)	Disability, Excluding Managed Care; Life
99775	FUNERAL DIRECTORS LIFE INS CO	TX	2/27/1981	2/19/1997	\$ 1,898,077,449	\$ 165,553,182	\$ 9,999,880	Disability, Excluding Managed Care; Life
15691	GAINBRIDGE LIFE INS CO	DE	1/30/2015	5/17/2018	\$ 192,784,086	\$ 57,684,753	\$ 1,909,306	Life
63657	GARDEN STATE LIFE INS CO	TX	6/22/1956	6/25/1965	\$ 149,286,961	\$ 95,863,211	\$ 3,363,077	Disability, Excluding Managed Care; Life
56685	GBU FINANCIAL LIFE	PA	4/13/1892	3/3/2022	\$ 4,204,767,753	\$ 288,764,824	\$ 32,494,366	Disability, Excluding Managed Care; Life
56693	GCU	PA	3/20/1893	5/8/2018	\$ 2,641,748,388	\$ 219,483,621	\$ 20,686,145	Disability, Excluding Managed Care; Life
86258	GENERAL RE LIFE CORP	CT	6/1/1967	12/8/1987	\$ 5,189,222,614	\$ 995,615,415	\$ 92,938,452	Disability, Excluding Managed Care; Life

COCODE	COMPANY NAME	STATE OF DOMICILE	INCORPORATED DATE	IDAHO LICENSED DATE	TOTAL ASSETS	CAPITAL AND SURPLUS	NET INCOME	LINE(S) OF BUSINESS
94072	GENWORTH INS CO	NC	9/14/1981	7/13/1982	\$ 8,753,242	\$ 8,586,552	\$ (2,049,918)	Disability, Excluding Managed Care; Life
65536	GENWORTH LIFE & ANN INS CO	VA	3/21/1871	9/8/1982	\$ 17,675,446,547	\$ 772,084,646	\$ 80,428,406	Disability, Excluding Managed Care; Life; Variable Life & Annuity Contracts
70025	GENWORTH LIFE INS CO	DE	9/28/1956	11/15/1956	\$ 41,025,143,147	\$ 3,073,206,338	\$ 357,161,302	Disability, Excluding Managed Care; Life
70939	GERBER LIFE INS CO	NY	12/22/1967	4/18/1969	\$ 5,601,257,931	\$ 582,579,240	\$ 42,547,710	Disability, Excluding Managed Care; Life
91472	GLOBE LIFE & ACCIDENT INS CO	NE	11/29/1979	12/31/1980	\$ 5,403,920,044	\$ 354,484,043	\$ 75,819,659	Disability, Excluding Managed Care; Life
63967	GOVERNMENT PERSONNEL MUT LIFE INS CO	TX	5/15/1934	10/29/2002	\$ 786,340,879	\$ 85,073,553	\$ (12,942,015)	Disability, Excluding Managed Care; Life
67059	GPM HLTH & LIFE INS CO	TX	2/5/1965	4/26/1966	\$ 136,852,954	\$ 22,950,734	\$ 833,063	Disability, Excluding Managed Care; Life
93521	GRANULAR INS CO	SC	8/11/1980	12/31/1981	\$ 139,326,990	\$ 51,624,860	\$ (25,100,555)	Disability, Excluding Managed Care; Life
90212	GREAT SOUTHERN LIFE INS CO	TX	3/1/1909	12/31/1979	\$ 175,630,325	\$ 25,135,065	\$ (9,965,987)	Disability, Excluding Managed Care; Life
71480	GREAT WESTERN INS CO	IA	4/23/1983	4/29/1987	\$ 1,097,687,141	\$ 41,419,094	\$ 3,453,899	Life
64211	GUARANTEE TRUST LIFE INS CO	IL	5/16/1936	8/1/1961	\$ 833,589,066	\$ 176,105,380	\$ 23,388,274	Disability, Excluding Managed Care; Life
64238	GUARANTY INCOME LIFE INS CO	IA	1/19/1926	1/31/2020	\$ 4,503,148,458	\$ 258,410,189	\$ 61,101,024	Disability, Excluding Managed Care; Life
78778	GUARDIAN INS & ANN CO INC	DE	3/2/1970	12/8/1987	\$ 11,346,223,785	\$ 554,073,706	\$ 143,454,325	Life; Variable Life & Annuity Contracts
64246	GUARDIAN LIFE INS CO OF AMER	NY	4/10/1860	5/20/1947	\$ 75,998,514,695	\$ 8,845,421,645	\$ 172,309,817	Disability, Excluding Managed Care; Life; Small Group Risk Assuming Carrier; Variable Life & Annuity Contracts
70815	HARTFORD LIFE & ACCIDENT INS CO	CT	2/14/1967	5/2/1968	\$ 12,843,785,761	\$ 2,570,859,498	\$ 407,506,769	Disability, Excluding Managed Care; Life; Variable Life & Annuity Contracts
92711	HCC LIFE INS CO	IN	12/3/1980	5/7/1982	\$ 1,555,736,810	\$ 756,239,653	\$ 185,325,116	Disability, Excluding Managed Care; Life
66141	HEALTH NET LIFE INS CO	CA	11/20/1986	7/25/1974	\$ 553,510,121	\$ 352,376,778	\$ (2,430,522)	Disability, Excluding Managed Care; Life
64394	HERITAGE LIFE INS CO	AZ	7/26/1957	7/19/1965	\$ 7,782,106,454	\$ 940,459,132	\$ 46,397,033	Disability, Excluding Managed Care; Life
93440	HM LIFE INS CO	PA	5/11/1981	3/30/1982	\$ 794,455,515	\$ 478,825,297	\$ 15,709,584	Disability, Excluding Managed Care; Life
64505	HOMESTEADERS LIFE CO	IA	1/5/1906	11/24/1986	\$ 3,638,937,655	\$ 185,616,320	\$ 6,716,763	Life; Variable Life & Annuity Contracts
64513	HORACE MANN LIFE INS CO	IL	8/9/1949	5/9/1960	\$ 8,420,235,581	\$ 482,966,606	\$ 84,293,746	Disability, Excluding Managed Care; Life; Variable Life & Annuity Contracts
91693	IA AMER LIFE INS CO	TX	5/30/1980	6/30/1981	\$ 305,510,275	\$ 165,647,675	\$ 4,668,383	Disability, Excluding Managed Care; Life
69272	IBEXIS LIFE & ANN INS CO	MO	5/12/1937	12/27/1938	\$ 164,155,440	\$ 89,838,880	\$ (14,837,319)	Disability, Excluding Managed Care; Life
97764	IDEALIFE INS CO	CT	6/1/1981	12/12/1986	\$ 20,246,349	\$ 18,880,908	\$ 58,170	Disability, Excluding Managed Care; Life
64580	ILLINOIS MUT LIFE INS CO	IL	7/9/1912	5/28/1991	\$ 1,577,075,891	\$ 276,657,004	\$ 4,143,190	Disability, Excluding Managed Care; Life
64602	INDEPENDENCE LIFE & ANN CO	DE	10/11/1945	7/13/1956	\$ 3,279,242,521	\$ 206,927,106	\$ 3,375,836	Disability, Excluding Managed Care; Life; Variable Life & Annuity Contracts
58068	INDEPENDENT ORDER OF FORESTERS US BR	TX	7/23/1881	7/14/1950	\$ 4,006,658,839	\$ 265,177,360	\$ 94,386,495	Disability, Excluding Managed Care; Life; Variable Products
81779	INDIVIDUAL ASSUR CO LIFE HLTH & ACC	OK	10/18/1973	9/2/1981	\$ 19,137,742	\$ 9,136,714	\$ 138,649	Disability, Excluding Managed Care; Life
14406	INDUSTRIAL ALLIANCE INS & FIN SERV I	TX	4/29/1967	3/11/2013	\$ 307,699,826	\$ 26,125,157	\$ (12,260,863)	Disability, Excluding Managed Care; Life
74780	INTEGRITY LIFE INS CO	OH	5/3/1966	7/23/1982	\$ 9,377,214,840	\$ 1,295,774,536	\$ (5,097,248)	Disability, Excluding Managed Care; Life; Variable Life & Annuity Contracts
64904	INVESTORS HERITAGE LIFE INS CO	KY	8/31/1960	10/29/2019	\$ 1,932,917,731	\$ 197,929,282	\$ 1,389,414	Disability, Excluding Managed Care; Life
63487	INVESTORS LIFE INS CO N AMER	TX	6/18/1963	9/24/1968	\$ 460,690,387	\$ 33,898,478	\$ 9,176,191	Disability, Excluding Managed Care; Life; Variable Life & Annuity Contracts
65056	JACKSON NATL LIFE INS CO	MI	6/19/1961	6/12/1981	\$ 254,629,093,784	\$ 5,987,417,659	\$ 4,022,333,166	Disability, Excluding Managed Care; Life; Variable Life & Annuity Contracts
64017	JEFFERSON NATL LIFE INS CO	TX	2/8/1937	9/20/1966	\$ 9,505,265,940	\$ 118,909,129	\$ 17,280,038	Disability, Excluding Managed Care; Life; Variable Life & Annuity Contracts
65080	JOHN ALDEN LIFE INS CO	AZ	5/17/1973	8/6/1973	\$ 204,562,597	\$ 22,054,520	\$ 1,608,122	Disability, Excluding Managed Care; Life

COCODE	COMPANY NAME	STATE OF DOMICILE	INCORPORATED DATE	IDAHO LICENSED DATE	TOTAL ASSETS	CAPITAL AND SURPLUS	NET INCOME	LINE(S) OF BUSINESS
93610	JOHN HANCOCK LIFE & HLTH INS CO	MA	5/27/1981	7/13/1982	\$ 17,137,161,124	\$ 1,451,317,815	\$ 150,534,138	Disability, Excluding Managed Care; Life; Variable Life & Annuity Contracts
65838	JOHN HANCOCK LIFE INS CO USA	MI	8/20/1955	6/20/1956	\$ 236,709,932,246	\$ 10,842,125,825	\$ 1,158,570,035	Disability, Excluding Managed Care; Life; Variable Life & Annuity Contracts
65129	KANSAS CITY LIFE INS CO	MO	5/5/1895	6/24/1913	\$ 3,187,093,246	\$ 220,044,285	\$ (20,318,800)	Disability, Excluding Managed Care; Life; Variable Life & Annuity Contracts
58033	KNIGHTS OF COLUMBUS	CT	3/29/1882	1/1/1904	\$ 29,361,297,183	\$ 2,738,569,731	\$ 101,336,018	Disability, Excluding Managed Care; Life; Variable Products
65242	LAFAYETTE LIFE INS CO	OH	12/26/1905	9/25/1973	\$ 6,682,454,399	\$ 443,783,159	\$ 4,609,720	Disability, Excluding Managed Care; Life
82252	LANDMARK LIFE INS CO	TX	8/6/1964	5/18/2011	\$ 49,020,753	\$ 5,639,456	\$ 7,895	Life
71323	LANGHORNE REINS AZ LTD	AZ	5/4/1964	2/1/2006	\$ 9,205,049	\$ 8,541,337	\$ (514,240)	Disability, Excluding Managed Care; Life
68543	LIBERTY BANKERS LIFE INS CO	OK	11/14/1957	7/23/1987	\$ 2,496,122,117	\$ 307,044,894	\$ 9,349,830	Disability, Excluding Managed Care; Life
65331	LIBERTY NATL LIFE INS CO	NE	7/1/1929	1/15/1980	\$ 9,042,087,639	\$ 698,155,734	\$ 183,871,919	Disability, Excluding Managed Care; Life; Variable Life & Annuity Contracts
65498	LIFE INS CO OF N AMER	PA	9/21/1956	7/10/1957	\$ 9,250,140,427	\$ 1,652,803,016	\$ (128,537,402)	Disability, Excluding Managed Care; Life
65528	LIFE INS CO OF THE SOUTHWEST	TX	3/7/1955	4/27/1982	\$ 28,473,173,489	\$ 1,769,625,862	\$ (148,836,042)	Disability, Excluding Managed Care; Life; Variable Life & Annuity Contracts
97691	LIFE OF THE SOUTH INS CO	GA	9/22/1981	9/14/2006	\$ 149,536,469	\$ 37,637,551	\$ 5,570,037	Disability, Excluding Managed Care; Life
91898	LIFECARE ASSUR CO	AZ	1/30/1980	5/9/2016	\$ 130,046,612	\$ 28,015,799	\$ (63,390,480)	Disability, Excluding Managed Care; Life
97985	LIFEMAP ASSUR CO	OR	9/22/1964	12/17/1987	\$ 104,250,435	\$ 60,765,379	\$ (1,079,802)	Disability, Excluding Managed Care; Life
77720	LIFESECURE INS CO	MI	6/11/1954	3/1/1983	\$ 636,474,742	\$ 62,234,141	\$ 9,547,915	Disability, Excluding Managed Care; Life
99724	LIFESHIELD NATL INS CO	OK	4/28/1982	3/3/1986	\$ 73,681,407	\$ 16,284,149	\$ (4,624,846)	Disability, Excluding Managed Care; Life
65595	LINCOLN BENEFIT LIFE CO	NE	10/18/1938	4/1/1973	\$ 12,041,695,134	\$ 395,627,208	\$ 45,107,548	Disability, Excluding Managed Care; Life; Variable Life & Annuity Contracts
65927	LINCOLN HERITAGE LIFE INS CO	IL	8/15/1963	5/19/1975	\$ 1,174,931,990	\$ 100,045,193	\$ 22,434,361	Disability, Excluding Managed Care; Life
62057	LINCOLN LIFE & ANN CO OF NY	NY	10/27/1897	11/3/1977	\$ 15,576,712,051	\$ 967,376,783	\$ 68,455,095	Disability, Excluding Managed Care; Life
65676	LINCOLN NATL LIFE INS CO	IN	6/12/1905	9/19/1937	\$ 280,561,801,231	\$ 8,332,501,116	\$ 1,703,347,722	Disability, Excluding Managed Care; Life; Small Group Risk Assuming Carrier; Variable Life & Annuity Contracts
60232	LOMBARD INTL LIFE ASSUR CO	PA	1/29/1960	4/30/1996	\$ 8,468,594,641	\$ 21,735,987	\$ (33,250)	Disability, Excluding Managed Care; Life; Variable Life & Annuity Contracts
65722	LOYAL AMER LIFE INS CO	OH	5/18/1955	7/3/1972	\$ 386,312,623	\$ 105,543,748	\$ 22,120,387	Disability, Excluding Managed Care; Life
73504	LUMICO LIFE INS CO	MO	11/2/1965	12/27/1971	\$ 120,044,193	\$ 81,767,987	\$ 1,587,295	Disability, Excluding Managed Care; Life
57967	LUSO AMER LIFE INS SOCIETY	CA	7/1/1957	3/22/1991	\$ 139,539,836	\$ 5,784,720	\$ (1,254,142)	Disability, Excluding Managed Care; Life; Variable Products
65781	MADISON NATL LIFE INS CO INC	WI	10/17/1961	12/23/1987	\$ 252,468,750	\$ 106,006,587	\$ 18,750,185	Disability, Excluding Managed Care; Life
65870	MANHATTAN LIFE INS CO	NY	5/29/1850	8/24/1959	\$ 580,489,876	\$ 75,599,190	\$ 7,987,654	Disability, Excluding Managed Care; Life
67083	MANHATTAN NATL LIFE INS CO	OH	12/20/1956	8/21/1963	\$ 136,135,431	\$ 16,111,994	\$ (365,412)	Disability, Excluding Managed Care; Life
61883	MANHATTANLIFE INS & ANN CO	TX	10/22/1962	9/7/1966	\$ 824,062,913	\$ 239,400,840	\$ 6,418,016	Disability, Excluding Managed Care; Life
65935	MASSACHUSETTS MUT LIFE INS CO	MA	5/15/1851	9/15/1949	\$ 310,579,740,304	\$ 27,941,058,515	\$ 405,851,873	Disability, Excluding Managed Care; Life; Variable Life & Annuity Contracts
63312	MASSMUTUAL ASCEND LIFE INS CO	OH	12/29/1961	3/31/1982	\$ 42,883,041,659	\$ 2,832,582,838	\$ 190,561,095	Disability, Excluding Managed Care; Life; Variable Life & Annuity Contracts
69515	MEDAMERICA INS CO	PA	4/5/1966	8/19/1987	\$ 1,157,588,175	\$ 44,662,037	\$ 7,636,361	Disability, Excluding Managed Care; Life
79987	MEDICO CORP LIFE INS CO	IA	3/16/1960	7/19/2006	\$ 73,436,629	\$ 27,840,401	\$ 549,170	Disability, Excluding Managed Care; Life
31119	MEDICO INS CO	IA	4/26/1930	9/5/1962	\$ 82,364,590	\$ 31,837,171	\$ 1,275,094	Disability, Excluding Managed Care; Life
65641	MEDICO LIFE & HLTH INS CO	IA	9/13/1935	9/3/1949	\$ 14,148,441	\$ 11,521,271	\$ 280,147	Disability, Excluding Managed Care; Life
86126	MEMBERS LIFE INS CO	IA	2/27/1976	9/22/1978	\$ 346,397,261	\$ 52,049,735	\$ 545,647	Disability, Excluding Managed Care; Life; Variable Life & Annuity Contracts
65951	MERIT LIFE INS CO	TX	9/11/1957	12/8/1975	\$ 53,530,937	\$ 24,339,168	\$ (6,578,899)	Disability, Excluding Managed Care; Life

COCODE	COMPANY NAME	STATE OF DOMICILE	INCORPORATED DATE	IDAHO LICENSED DATE	TOTAL ASSETS	CAPITAL AND SURPLUS	NET INCOME	LINE(S) OF BUSINESS
65978	METROPOLITAN LIFE INS CO	NY	3/24/1868	3/2/1915	\$ 365,114,859,864	\$ 10,869,222,161	\$ 2,471,655,116	Disability, Excluding Managed Care; Life; Variable Life & Annuity Contracts
97136	METROPOLITAN TOWER LIFE INS CO	NE	3/4/1982	10/5/1983	\$ 50,202,883,862	\$ 1,895,816,381	\$ 70,609,364	Disability, Excluding Managed Care; Life; Variable Life & Annuity Contracts
66087	MID WEST NATL LIFE INS CO OF TN	TX	3/1/1965	7/5/1985	\$ 27,147,051	\$ 14,204,580	\$ 1,858,148	Disability, Excluding Managed Care; Life
66044	MIDLAND NATL LIFE INS CO	IA	8/30/1906	4/2/1926	\$ 77,812,987,877	\$ 5,065,244,759	\$ 546,547,652	Disability, Excluding Managed Care; Life; Variable Life & Annuity Contracts
66109	MIDWESTERN UNITED LIFE INS CO	IN	5/4/1948	6/22/1962	\$ 247,109,147	\$ 159,433,534	\$ 13,678,705	Disability, Excluding Managed Care; Life
66168	MINNESOTA LIFE INS CO	MN	8/6/1880	10/7/1947	\$ 58,511,380,378	\$ 3,284,928,892	\$ 151,279,653	Disability, Excluding Managed Care; Life; Variable Life & Annuity Contracts
70416	MML BAY STATE LIFE INS CO	CT	4/1/1935	7/20/1981	\$ 5,022,867,608	\$ 252,142,974	\$ 14,884,739	Disability, Excluding Managed Care; Life; Variable Life & Annuity Contracts
57541	MODERN WOODMEN OF AMER	IL	5/5/1884	5/29/1901	\$ 17,138,403,394	\$ 2,416,035,976	\$ 109,499,129	Life; Variable Products
81442	MONITOR LIFE INS CO OF NY	NY	10/15/1971	8/3/2021	\$ 20,161,179	\$ 17,221,277	\$ 205,040	Disability, Excluding Managed Care; Life
66370	MONY LIFE INS CO	NY	4/12/1842	07/25/1893	\$ 6,359,641,810	\$ 350,843,048	\$ 43,107,516	Disability, Excluding Managed Care; Life; Variable Life & Annuity Contracts
66346	MUNICH AMER REASSUR CO	GA	10/29/1959	6/4/1981	\$ 9,284,482,366	\$ 566,416,702	\$ (266,212,897)	Disability, Excluding Managed Care; Life
69604	MUNICH RE US LIFE CORP	GA	1/25/1984	3/22/1991	\$ 8,862,842	\$ 7,953,197	\$ (44,633)	Disability, Excluding Managed Care; Life; Variable Life & Annuity Contracts
88668	MUTUAL OF AMER LIFE INS CO	NY	1/3/1945	11/30/1982	\$ 24,038,022,526	\$ 719,753,709	\$ (103,294,618)	Disability, Excluding Managed Care; Life; Variable Life & Annuity Contracts
71412	MUTUAL OF OMAHA INS CO	NE	3/5/1909	4/1/1920	\$ 10,171,178,077	\$ 4,011,589,632	\$ (69,739,180)	Disability, Excluding Managed Care; Life
93734	NASSAU LIFE & ANN CO	CT	11/2/1981	8/6/1982	\$ 2,729,295,645	\$ 120,887,893	\$ 42,488,088	Disability, Excluding Managed Care; Life; Variable Life & Annuity Contracts
67814	NASSAU LIFE INS CO	NY	5/1/1851	4/22/1927	\$ 12,951,532,708	\$ 387,960,279	\$ 77,785,417	Disability, Excluding Managed Care; Life; Variable Life & Annuity Contracts
68284	NASSAU LIFE INS CO OF KS	KS	5/26/1913	11/5/1959	\$ 73,605,773	\$ 14,642,018	\$ 1,045,870	Disability, Excluding Managed Care; Life
61409	NATIONAL BENEFIT LIFE INS CO	NY	6/18/1962	5/31/1968	\$ 705,860,444	\$ 144,925,702	\$ 37,754,509	Disability, Excluding Managed Care; Life
66540	NATIONAL FARMERS UNION LIFE INS CO	TX	12/7/1937	7/1/1950	\$ 151,703,207	\$ 30,313,507	\$ 3,179,156	Disability, Excluding Managed Care; Life
66583	NATIONAL GUARDIAN LIFE INS CO	WI	9/28/1909	11/3/1965	\$ 4,798,036,467	\$ 523,033,708	\$ 14,856,432	Disability, Excluding Managed Care; Life
82538	NATIONAL HLTH INS CO	TX	8/30/1965	6/29/1981	\$ 188,704,149	\$ 86,802,979	\$ 5,258,368	Disability, Excluding Managed Care; Life
66680	NATIONAL LIFE INS CO	VT	11/13/1848	5/31/1946	\$ 10,476,432,144	\$ 2,534,300,306	\$ (52,672,678)	Disability, Excluding Managed Care; Life; Variable Life & Annuity Contracts
87963	NATIONAL TEACHERS ASSOC LIFE INS CO	TX	7/14/1938	6/8/1999	\$ 682,844,486	\$ 56,373,930	\$ 32,982,460	Disability, Excluding Managed Care; Life
66850	NATIONAL WESTERN LIFE INS CO	CO	7/16/1956	10/16/1959	\$ 10,426,456,748	\$ 1,544,508,693	\$ 66,505,052	Disability, Excluding Managed Care; Life
92657	NATIONWIDE LIFE & ANN INS CO	OH	2/9/1981	3/12/1998	\$ 47,937,941,604	\$ 3,243,049,838	\$ 135,779,386	Disability, Excluding Managed Care; Life; Variable Life & Annuity Contracts
66869	NATIONWIDE LIFE INS CO	OH	3/21/1929	12/9/1955	\$ 161,408,288,221	\$ 10,195,361,948	\$ 733,374,866	Disability, Excluding Managed Care; Life; Variable Life & Annuity Contracts
98205	NATL FOUNDATION LIFE INS CO	TX	8/2/1983	12/30/1983	\$ 87,921,847	\$ 39,461,108	\$ 30,013,002	Disability, Excluding Managed Care; Life
91626	NEW ENGLAND LIFE INS CO	MA	9/12/1980	9/25/1981	\$ 7,666,726,388	\$ 192,012,652	\$ 84,124,627	Disability, Excluding Managed Care; Life; Variable Life & Annuity Contracts
91596	NEW YORK LIFE INS & ANN CORP	DE	11/3/1980	7/21/1981	\$ 184,986,474,492	\$ 8,536,451,399	\$ (619,253,264)	Disability, Excluding Managed Care; Life; Variable Life & Annuity Contracts
66915	NEW YORK LIFE INS CO	NY	5/21/1841	5/1/1896	\$ 222,780,811,974	\$ 23,886,506,553	\$ 169,922,294	Disability, Excluding Managed Care; Life; Variable Life & Annuity Contracts
66974	NORTH AMER CO LIFE & HLTH INS	IA	5/13/1886	7/9/1908	\$ 37,757,000,405	\$ 2,113,189,089	\$ 271,498,912	Disability, Excluding Managed Care; Life

COCODE	COMPANY NAME	STATE OF DOMICILE	INCORPORATED DATE	IDAHO LICENSED DATE	TOTAL ASSETS	CAPITAL AND SURPLUS	NET INCOME	LINE(S) OF BUSINESS
69000	NORTHWESTERN LONG TERM CARE INS CO	WI	9/18/1953	9/20/1965	\$ 338,134,821	\$ 235,308,042	\$ 9,172,273	Disability, Excluding Managed Care; Life
67091	NORTHWESTERN MUT LIFE INS CO	WI	3/2/1857	5/1/1896	\$ 340,390,164,390	\$ 29,885,140,638	\$ 624,334,455	Disability, Excluding Managed Care; Life; Variable Life & Annuity Contracts
81353	NYLIFE INS CO OF AZ	AZ	7/23/1987	3/15/1991	\$ 159,159,950	\$ 109,992,936	\$ 1,049,468	Disability, Excluding Managed Care; Life; Variable Life & Annuity Contracts
67148	OCCIDENTAL LIFE INS CO OF NC	TX	6/13/1906	7/27/1948	\$ 308,683,039	\$ 42,058,005	\$ 7,395,993	Disability, Excluding Managed Care; Life
68446	OCEANVIEW LIFE & ANNUITY CO	AL	1/8/1965	5/16/1968	\$ 6,498,220,221	\$ 451,096,139	\$ (2,611,931)	Disability, Excluding Managed Care; Life
89206	OHIO NATL LIFE ASSUR CORP	OH	6/26/1979	6/12/1980	\$ 3,156,373,964	\$ 237,737,185	\$ 39,732,525	Disability, Excluding Managed Care; Life; Variable Life & Annuity Contracts
67172	OHIO NATL LIFE INS CO	OH	9/9/1909	5/11/1933	\$ 23,800,904,558	\$ 1,965,922,789	\$ (235,170,400)	Disability, Excluding Managed Care; Life; Variable Life & Annuity Contracts
67180	OHIO STATE LIFE INS CO	TX	2/26/1906	5/7/1982	\$ 275,349,446	\$ 30,702,483	\$ (6,890,898)	Disability, Excluding Managed Care; Life
67199	OLD AMER INS CO	MO	12/11/1939	7/31/1969	\$ 313,687,869	\$ 21,453,898	\$ 2,317,693	Disability, Excluding Managed Care; Life
67261	OLD REPUBLIC LIFE INS CO	IL	4/17/1923	1/8/1948	\$ 106,635,207	\$ 50,741,293	\$ 4,073,612	Disability, Excluding Managed Care; Life
76007	OLD UNITED LIFE INS CO	AZ	11/15/1963	8/25/1995	\$ 115,929,643	\$ 76,872,294	\$ 2,231,027	Disability, Excluding Managed Care; Life
13100	OMAHA INS CO	NE	11/7/2006	8/24/2018	\$ 108,631,891	\$ 50,096,901	\$ (2,460,704)	Disability, Excluding Managed Care
69647	OPTUM INS OF OH INC	OH	10/19/1948	10/16/1991	\$ 306,348,948	\$ 40,902,800	\$ 28,370,316	Disability, Excluding Managed Care; Life
56383	ORDER OF UNITED COMMERCIAL TRAVELERS	OH	10/4/1890	1/1/1906	\$ 11,173,963	\$ 1,463,442	\$ (621,603)	Disability, Excluding Managed Care
76112	OXFORD LIFE INS CO	AZ	7/27/1965	12/20/1985	\$ 3,018,941,095	\$ 227,666,930	\$ (770,874)	Disability, Excluding Managed Care; Life
64343	PACIFIC GUARDIAN LIFE INS CO LTD	HI	8/3/1961	4/1/1973	\$ 1,006,577,684	\$ 82,719,820	\$ (4,589,236)	Disability, Excluding Managed Care; Life
97268	PACIFIC LIFE & ANN CO	AZ	9/20/1982	9/30/1990	\$ 8,887,489,950	\$ 473,946,324	\$ (33,097,932)	Disability, Excluding Managed Care; Life; Variable Life & Annuity Contracts
67466	PACIFIC LIFE INS CO	NE	1/2/1868	8/3/1936	\$ 178,796,301,079	\$ 11,701,694,114	\$ 1,132,583,710	Disability, Excluding Managed Care; Life; Variable Life & Annuity Contracts
93459	PAN AMER ASSUR CO	LA	5/19/1981	10/17/2002	\$ 22,367,519	\$ 20,297,443	\$ 263,265	Life; Variable Life & Annuity Contracts
67539	PAN AMER LIFE INS CO	LA	3/28/1911	10/1/1996	\$ 3,510,243,165	\$ 422,052,653	\$ 5,291,152	Disability, Excluding Managed Care; Life
60003	PARK AVENUE LIFE INS CO	DE	11/19/1964	1/10/1991	\$ 197,705,452	\$ 53,737,430	\$ 5,330,167	Disability, Excluding Managed Care; Life
71099	PARKER CENTENNIAL ASSUR CO	WI	1/8/1973	9/9/1975	\$ 101,249,303	\$ 48,341,633	\$ 2,083,374	Disability, Excluding Managed Care; Life
74900	PARTNERRE LIFE REINS CO OF AMER	AR	7/8/1964	10/4/1976	\$ 440,022,937	\$ 58,325,301	\$ (20,691,911)	Disability, Excluding Managed Care; Life
67598	PAUL REVERE LIFE INS CO	MA	6/10/1930	9/4/1930	\$ 693,946,254	\$ 259,441,546	\$ 32,352,140	Disability, Excluding Managed Care; Life
93777	PAVONIA LIFE INS CO OF MI	MI	12/18/1980	8/16/1991	\$ 959,818,595	\$ 86,063,910	\$ 33,659,217	Disability, Excluding Managed Care; Life
93262	PENN INS & ANN CO	DE	7/3/1980	10/15/1981	\$ 10,919,829,636	\$ 749,113,765	\$ 168,662,519	Disability, Excluding Managed Care; Life; Variable Life & Annuity Contracts
67644	PENN MUT LIFE INS CO	PA	2/24/1847	4/8/1902	\$ 27,974,102,947	\$ 2,649,812,538	\$ (4,649,490)	Disability, Excluding Managed Care; Life; Variable Life & Annuity Contracts
67784	PHILADELPHIA AMER LIFE INS CO	TX	1/6/1978	3/1/1978	\$ 421,830,058	\$ 95,258,875	\$ 11,123,888	Disability, Excluding Managed Care; Life
93548	PHL VARIABLE INS CO	CT	7/15/1981	6/7/1983	\$ 4,428,393,657	\$ 45,177,563	\$ 5,559,112	Disability, Excluding Managed Care; Life; Variable Life & Annuity Contracts
72125	PHYSICIANS LIFE INS CO	NE	1/15/1970	11/30/1970	\$ 1,749,797,067	\$ 172,789,007	\$ 3,785,901	Disability, Excluding Managed Care; Life
80578	PHYSICIANS MUT INS CO	NE	2/10/1902	8/2/1965	\$ 2,757,684,534	\$ 1,177,969,404	\$ 59,848,844	Disability, Excluding Managed Care; Marine and Transportation
67873	PIONEER AMER INS CO	TX	4/23/1946	12/18/1958	\$ 133,263,238	\$ 45,546,071	\$ 183,243	Disability, Excluding Managed Care; Life
67911	PIONEER MUT LIFE INS CO	ND	1/1/2002	1/20/1948	\$ 84,238,115	\$ 53,592,179	\$ 1,097,978	Disability, Excluding Managed Care; Life
67946	PIONEER SECURITY LIFE INS CO	TX	1/12/1955	4/14/1982	\$ 216,161,051	\$ 161,862,346	\$ 45,118	Disability, Excluding Managed Care; Life
97152	PLATEAU INS CO	TN	7/15/1983	9/29/2017	\$ 31,320,175	\$ 20,042,108	\$ 631,743	Disability, Excluding Managed Care; Life
65919	PRIMERICA LIFE INS CO	TN	9/19/1927	2/12/1952	\$ 2,264,605,340	\$ 834,565,338	\$ 446,115,157	Disability, Excluding Managed Care; Life
61271	PRINCIPAL LIFE INS CO	IA	6/24/1879	8/13/1901	\$ 214,077,744,845	\$ 4,304,428,739	\$ (1,435,810,730)	Disability, Excluding Managed Care; Life; Variable Life & Annuity Contracts

COCODE	COMPANY NAME	STATE OF DOMICILE	INCORPORATED DATE	IDAHO LICENSED DATE	TOTAL ASSETS	CAPITAL AND SURPLUS	NET INCOME	LINE(S) OF BUSINESS
71161	PRINCIPAL NATL LIFE INS CO	IA	11/6/1967	10/2/1972	\$ 722,511,642	\$ 77,773,153	\$ (9,239,132)	Disability, Excluding Managed Care; Life; Variable Life & Annuity Contracts
68047	PROFESSIONAL INS CO	TX	11/12/1936	8/31/1995	\$ 72,710,145	\$ 19,697,852	\$ 3,234,215	Disability, Excluding Managed Care; Life
68136	PROTECTIVE LIFE INS CO	TN	7/24/1907	1/27/1971	\$ 78,693,331,580	\$ 5,334,716,490	\$ 322,545,158	Disability, Excluding Managed Care; Life; Variable Life & Annuity Contracts
67903	PROVIDENT AMER LIFE & HLTH INS CO	OH	4/6/1949	8/19/1987	\$ 7,723,271	\$ 6,743,234	\$ 783,469	Disability, Excluding Managed Care; Life
68195	PROVIDENT LIFE & ACCIDENT INS CO	TN	1/18/1887	1/1/1928	\$ 5,946,291,191	\$ 716,447,238	\$ 207,874,123	Disability, Excluding Managed Care; Life
68209	PROVIDENT LIFE & CAS INS CO	TN	10/17/1951	11/26/1985	\$ 856,498,999	\$ 164,229,086	\$ 22,384,259	Disability, Excluding Managed Care; Life
79227	PRUCO LIFE INS CO	AZ	12/23/1971	5/17/1976	\$ 150,730,771,970	\$ 4,838,541,768	\$ (15,230,727)	Disability, Excluding Managed Care; Life; Variable Life & Annuity Contracts
68241	PRUDENTIAL INS CO OF AMER	NJ	4/3/1873	1/1/1902	\$ 299,533,626,221	\$ 14,048,710,410	\$ 1,029,964,018	Disability, Excluding Managed Care; Life; Variable Life & Annuity Contracts
71390	PURITAN LIFE INS CO OF AMER	AZ	6/2/1958	9/15/1980	\$ 314,613,000	\$ 44,000,528	\$ 3,229,773	Disability, Excluding Managed Care; Life
68357	RELIABLE LIFE INS CO	MO	12/29/1911	12/4/1970	\$ 49,440,248	\$ 16,278,098	\$ 776,956	Disability, Excluding Managed Care; Life
68381	RELIAANCE STANDARD LIFE INS CO	IL	4/2/1907	7/20/1966	\$ 20,273,491,266	\$ 2,098,983,415	\$ 498,495,262	Disability, Excluding Managed Care; Life
67105	RELIASTAR LIFE INS CO	MN	9/15/1885	4/30/1901	\$ 14,034,434,150	\$ 1,784,318,536	\$ 427,763,514	Disability, Excluding Managed Care; Life; Variable Life & Annuity Contracts
61360	RELIASTAR LIFE INS CO OF NY	NY	6/11/1917	5/6/1949	\$ 2,064,797,307	\$ 405,307,201	\$ 24,157,275	Disability, Excluding Managed Care; Life; Variable Life & Annuity Contracts
61700	RENAISSANCE LIFE & HLTH INS CO OF AM	IN	4/29/1953	8/25/1953	\$ 94,532,559	\$ 47,907,228	\$ (2,421,150)	Disability, Excluding Managed Care; Life
68462	RESERVE NATL INS CO	IL	9/19/1956	9/25/1978	\$ 150,382,268	\$ 43,439,222	\$ 12,523,507	Disability, Excluding Managed Care; Life
61506	RESOURCE LIFE INS CO	IL	10/14/1963	1/14/1971	\$ 6,112,562	\$ 6,018,558	\$ 28,374	Disability, Excluding Managed Care; Life
93572	RG A REINS CO	MO	8/3/1981	8/11/1982	\$ 51,403,544,424	\$ 2,261,929,873	\$ (294,314,891)	Disability, Excluding Managed Care; Life
65005	RIVERSOURCE LIFE INS CO	MN	8/7/1957	11/19/1959	\$ 97,724,093,885	\$ 3,089,621,377	\$ 1,614,731,191	Disability, Excluding Managed Care; Life; Variable Life & Annuity Contracts
57657	ROYAL NEIGHBORS OF AMER	IL	3/21/1895	6/24/1901	\$ 1,188,056,971	\$ 184,056,303	\$ (3,393,682)	Disability, Excluding Managed Care; Life; Variable Products
60183	S USA LIFE INS CO INC	AZ	3/8/1995	3/20/1997	\$ 5,728,803,935	\$ 325,327,018	\$ (348,941,583)	Disability, Excluding Managed Care; Life
60445	SAGICOR LIFE INS CO	TX	4/5/1954	8/31/1977	\$ 4,164,761,221	\$ 201,014,292	\$ (29,203,288)	Disability, Excluding Managed Care; Life
64688	SCOR GLOBAL LIFE AMER REINS CO	DE	3/18/1945	8/16/1962	\$ 881,131,950	\$ 168,835,425	\$ (92,247,185)	Disability, Excluding Managed Care; Life
87017	SCOR GLOBAL LIFE RE INS CO OF DE	DE	4/7/1977	8/30/1985	\$ 272,242,470	\$ 84,351,491	\$ 18,534,694	Disability, Excluding Managed Care; Life
97071	SCOR GLOBAL LIFE USA REINS CO	DE	7/13/1982	6/27/1983	\$ 849,563,773	\$ 170,525,147	\$ 4,004,456	Disability, Excluding Managed Care; Life
93742	SECURIAN LIFE INS CO	MN	12/11/1981	10/20/1982	\$ 2,341,950,765	\$ 480,694,309	\$ (4,120,558)	Disability, Excluding Managed Care; Life
68675	SECURITY BENEFIT LIFE INS CO	KS	2/22/1892	1/2/1950	\$ 49,491,016,178	\$ 5,146,137,194	\$ 430,172,035	Disability, Excluding Managed Care; Life; Variable Life & Annuity Contracts
68713	SECURITY LIFE OF DENVER INS CO	CO	8/13/1929	2/11/1960	\$ 32,873,450,395	\$ 1,266,325,275	\$ 336,342,113	Disability, Excluding Managed Care; Life; Variable Life & Annuity Contracts
68772	SECURITY MUT LIFE INS CO OF NY	NY	1/31/1967	10/19/1983	\$ 3,063,024,116	\$ 186,387,060	\$ 4,566,454	Disability, Excluding Managed Care; Life
69485	SECURITY NATL LIFE INS CO	UT	1/31/1967	12/4/1970	\$ 738,938,026	\$ 66,753,938	\$ 8,441,139	Disability, Excluding Managed Care; Life
78662	SENIOR LIFE INS CO	GA	12/22/1970	1/9/2007	\$ 96,151,486	\$ 10,027,541	\$ 117,107	Life
68802	SENTINEL SECURITY LIFE INS CO	UT	5/12/1948	5/31/1960	\$ 879,776,261	\$ 93,613,239	\$ 17,273,512	Disability, Excluding Managed Care; Life
68810	SENTRY LIFE INS CO	WI	10/23/1958	12/14/1960	\$ 8,577,621,274	\$ 361,089,742	\$ 39,994,376	Disability, Excluding Managed Care; Life
89958	SHELTERPOINT INS CO	FL	4/16/1979	10/16/1991	\$ 13,754,394	\$ 9,862,943	\$ 493,931	Disability, Excluding Managed Care; Life
62952	SILAC INS CO	UT	6/6/1935	5/20/1980	\$ 9,171,078,752	\$ 405,530,630	\$ 67,448,509	Disability, Excluding Managed Care; Life
57142	SONS OF NORWAY	MN	10/28/1898	5/26/1941	\$ 233,262,308	\$ 13,483,194	\$ 843,461	Disability, Excluding Managed Care; Life; Variable Products

COCODE	COMPANY NAME	STATE OF DOMICILE	INCORPORATED DATE	IDAHO LICENSED DATE	TOTAL ASSETS	CAPITAL AND SURPLUS	NET INCOME	LINE(S) OF BUSINESS
69019	STANDARD INS CO	OR	2/24/1906	9/27/1920	\$ 32,951,512,690	\$ 1,541,918,521	\$ (144,057,994)	Disability, Excluding Managed Care; Life; Variable Life & Annuity Contracts
86355	STANDARD LIFE & ACCIDENT INS CO	TX	2/26/1976	1/26/1979	\$ 477,611,277	\$ 306,832,074	\$ 4,594,946	Disability, Excluding Managed Care; Life
71706	STANDARD LIFE & CAS INS CO	UT	10/1/1946	5/14/2020	\$ 46,603,497	\$ 11,173,512	\$ 618,282	Disability, Excluding Managed Care; Life
69078	STANDARD SECURITY LIFE INS CO OF NY	NY	6/28/1957	6/15/1960	\$ 195,733,218	\$ 101,948,755	\$ 47,090,336	Disability, Excluding Managed Care; Life
68985	STARMOUNT LIFE INS CO	ME	8/24/1983	4/8/2008	\$ 141,331,112	\$ 64,967,142	\$ (24,564,744)	Disability, Excluding Managed Care; Life
94498	STATE FARM HLTH INS CO	IL	2/25/1982	7/26/1982	\$ 8,314,333	\$ 8,302,433	\$ (24,517)	Life
69108	STATE FARM LIFE INS CO	IL	1/16/1929	10/2/1952	\$ 87,178,116,291	\$ 15,512,071,202	\$ 622,829,552	Life; Variable Life & Annuity Contracts
69116	STATE LIFE INS CO	IN	12/30/2004	2/1/1982	\$ 10,701,306,802	\$ 559,063,493	\$ 55,323,899	Disability, Excluding Managed Care; Life
69132	STATE MUT INS CO	GA	2/14/1894	5/20/1993	\$ 212,185,807	\$ 30,226,625	\$ 5,690,563	Disability, Excluding Managed Care; Life
89184	STERLING INVESTORS LIFE INS CO	IN	7/14/1978	11/30/1982	\$ 86,028,477	\$ 14,014,841	\$ 637,417	Disability, Excluding Managed Care; Life
77399	STERLING LIFE INS CO	IL	1/7/1958	1/5/1978	\$ 33,111,923	\$ 16,188,524	\$ 9,475,855	Disability, Excluding Managed Care; Life
91785	STERLING NAT LIFE INS CO INC	TX	6/24/1991	4/3/1997	\$ 9,053,045	\$ 9,027,097	\$ (9,703)	Disability, Excluding Managed Care; Life
80926	SUN LIFE & HLTH INS CO	MI	1/31/1973	11/24/1976	\$ 1,078,617,825	\$ 121,996,480	\$ (7,155,872)	Disability, Excluding Managed Care; Life
69310	SURETY LIFE INS CO	NE	3/31/1936	7/6/1945	\$ 29,754,821	\$ 26,205,233	\$ 229,037	Disability, Excluding Managed Care; Life
82627	SWISS RE LIFE & HLTH AMER INC	MO	6/29/1967	9/20/1983	\$ 13,383,956,765	\$ 1,561,348,481	\$ (61,689,733)	Disability, Excluding Managed Care; Life
68608	SYMETRA LIFE INS CO	IA	1/23/1957	6/21/1957	\$ 49,128,388,100	\$ 2,493,617,859	\$ 111,310,615	Disability, Excluding Managed Care; Life; Variable Life & Annuity Contracts
90581	SYMETRA NATL LIFE INS CO	IA	9/4/1979	7/28/1980	\$ 25,152,385	\$ 11,065,370	\$ 10,309	Disability, Excluding Managed Care; Life
71153	TALCOTT RESOLUTION LIFE & ANN INS CO	CT	1/9/1956	3/3/1971	\$ 29,027,929,482	\$ 948,629,171	\$ 62,029,812	Disability, Excluding Managed Care; Life; Variable Life & Annuity Contracts
88072	TALCOTT RESOLUTION LIFE INS CO	CT	2/16/1978	7/24/1978	\$ 84,573,583,683	\$ 2,738,487,489	\$ 578,336,057	Disability, Excluding Managed Care; Life; Variable Life & Annuity Contracts
69345	TEACHERS INS & ANN ASSOC OF AMER	NY	3/4/1918	9/1/1972	\$ 348,557,440,605	\$ 42,721,801,850	\$ 2,206,321,942	Disability, Excluding Managed Care; Life; Variable Life & Annuity Contracts
69396	TEXAS LIFE INS CO	TX	1/9/1901	1/8/1991	\$ 1,745,834,443	\$ 180,520,865	\$ 80,825,336	Life
76236	THE CINCINNATI LIFE INS CO	OH	7/2/1987	9/14/1988	\$ 5,084,515,097	\$ 326,359,661	\$ 66,058,721	Disability, Excluding Managed Care; Life
70435	THE SAVINGS BANK MUT LIFE INS CO OF	MA	3/31/1991	3/1/2011	\$ 3,593,741,314	\$ 214,741,308	\$ (2,252,098)	Disability, Excluding Managed Care; Life
56014	THRIVENT FINANCIAL FOR LUTHERANS	WI	11/24/1902	12/1/1926	\$ 107,935,289,585	\$ 13,767,956,800	\$ 1,080,264,236	Disability, Excluding Managed Care; Life; Variable Products
60142	TIAA CREF LIFE INS CO	NY	11/20/1996	12/28/1999	\$ 17,632,560,128	\$ 897,415,804	\$ 147,518,879	Disability, Excluding Managed Care; Life; Variable Life & Annuity Contracts
92908	TIER ONE INS CO	NE	6/11/1981	1/4/1982	\$ 79,967,846	\$ 60,242,382	\$ (35,266,779)	Disability, Excluding Managed Care; Life
77674	TOWN & COUNTRY LIFE INS CO	UT	4/13/1955	9/26/1984	\$ 10,743,701	\$ 7,850,226	\$ 486,018	Disability, Excluding Managed Care; Life
69566	TRANS WORLD ASSUR CO	CA	10/3/1962	12/19/1977	\$ 350,844,334	\$ 87,531,186	\$ 1,943,892	Life
70688	TRANSAMERICA FINANCIAL LIFE INS CO	NY	10/3/1947	10/3/1995	\$ 24,888,483,097	\$ 847,662,158	\$ 248,237,965	Disability, Excluding Managed Care; Life; Variable Life & Annuity Contracts
86231	TRANSAMERICA LIFE INS CO	IA	4/19/1961	5/11/1971	\$ 171,698,297,781	\$ 5,662,941,298	\$ 2,019,321,813	Disability, Excluding Managed Care; Life; Variable Life & Annuity Contracts
61425	TRUSTMARK INS CO	IL	1/18/1913	5/7/1924	\$ 1,865,928,554	\$ 357,309,009	\$ 39,034,453	Disability, Excluding Managed Care; Life
62863	TRUSTMARK LIFE INS CO	IL	1/25/1925	8/1/1951	\$ 252,124,056	\$ 139,347,614	\$ (9,336,587)	Disability, Excluding Managed Care; Life
80314	UNICARE LIFE & HLTH INS CO	IN	6/11/1971	7/21/1981	\$ 1,141,684,627	\$ 436,035,176	\$ 143,387,725	Disability, Excluding Managed Care; Life
11121	UNIFIED LIFE INS CO	TX	5/11/2001	12/21/2001	\$ 199,188,667	\$ 19,351,453	\$ 946,425	Disability, Excluding Managed Care; Life
91529	UNIMERICA INS CO	WI	12/1/1980	10/21/2002	\$ 360,787,202	\$ 201,145,372	\$ 65,689,954	Disability, Excluding Managed Care; Life
62596	UNION FIDELITY LIFE INS CO	KS	9/2/1925	12/20/1948	\$ 19,566,690,676	\$ 1,057,753,697	\$ 215,271,462	Disability, Excluding Managed Care; Life
69744	UNION LABOR LIFE INS CO	MD	10/26/1925	6/11/1973	\$ 4,889,235,119	\$ 182,053,832	\$ 20,895,052	Disability, Excluding Managed Care; Life; Variable Life & Annuity Contracts

COCODE	COMPANY NAME	STATE OF DOMICILE	INCORPORATED DATE	IDAHO LICENSED DATE	TOTAL ASSETS	CAPITAL AND SURPLUS	NET INCOME	LINE(S) OF BUSINESS
70408	UNION SECURITY INS CO	KS	3/26/1910	1/1/1963	\$ 2,538,229,442	\$ 145,597,643	\$ 13,559,982	Disability, Excluding Managed Care; Life; Small Group Risk Assuming Carrier; Variable Life & Annuity Contracts
92916	UNITED AMER INS CO	NE	8/14/1981	2/26/1982	\$ 691,552,612	\$ 190,965,236	\$ 23,566,068	Disability, Excluding Managed Care; Life
87645	UNITED FIDELITY LIFE INS CO	TX	9/1/1977	8/31/1978	\$ 1,056,629,941	\$ 818,107,532	\$ (12,078,645)	Disability, Excluding Managed Care; Life
63983	UNITED HERITAGE LIFE INS CO	ID	7/7/1934	12/30/1948	\$ 704,096,963	\$ 78,089,515	\$ 1,436,180	Disability, Excluding Managed Care; Life
69922	UNITED HOME LIFE INS CO	IN	11/23/1948	11/15/1956	\$ 205,577,445	\$ 34,552,963	\$ 4,502,772	Disability, Excluding Managed Care; Life
69930	UNITED INS CO OF AMER	IL	10/15/1927	10/27/1950	\$ 4,654,211,005	\$ 262,457,765	\$ 36,305,163	Disability, Excluding Managed Care; Life
69973	UNITED LIFE INS CO	IA	5/8/1962	8/4/1987	\$ 4,687,055,522	\$ 277,147,423	\$ 9,170,467	Disability, Excluding Managed Care; Life
92703	UNITED NATL LIFE INS CO OF AMER	IL	12/14/1960	11/25/1992	\$ 60,841,215	\$ 27,507,443	\$ 7,341,832	Disability, Excluding Managed Care; Life
69868	UNITED OF OMAHA LIFE INS CO	NE	8/9/1926	3/4/1927	\$ 33,225,078,218	\$ 1,959,899,780	\$ 49,450,574	Disability, Excluding Managed Care; Life; Variable Life & Annuity Contracts
42129	UNITED SECURITY ASSUR CO OF PA	PA	10/22/1982	8/18/2009	\$ 77,960,101	\$ 11,862,227	\$ (280,343)	Disability, Excluding Managed Care; Life
70106	UNITED STATES LIFE INS CO IN THE CIT	NY	2/1/1850	11/17/1961	\$ 31,668,025,209	\$ 1,633,048,319	\$ (5,832,073)	Disability, Excluding Managed Care; Life
72850	UNITED WORLD LIFE INS CO	NE	1/28/1970	8/10/1970	\$ 146,176,734	\$ 58,539,530	\$ 2,396,309	Disability, Excluding Managed Care; Life
79413	UNITEDHEALTHCARE INS CO	CT	3/24/1972	11/30/1972	\$ 21,388,958,447	\$ 6,437,089,961	\$ 2,523,773,233	Disability, Excluding Managed Care; Life; Small Group Risk Assuming Carrier
63819	UNITY FINANCIAL LIFE INS CO	OH	5/6/1964	7/24/1996	\$ 362,232,482	\$ 18,368,130	\$ 2,238,145	Disability, Excluding Managed Care; Life
70130	UNIVERSAL GUAR LIFE INS CO	OH	11/15/1966	6/16/1993	\$ 389,510,617	\$ 93,269,301	\$ 5,879,674	Disability, Excluding Managed Care; Life
67601	UNUM INS CO	ME	8/6/1965	9/23/1968	\$ 133,881,671	\$ 85,083,375	\$ 40,273,656	Disability, Excluding Managed Care; Life
62235	UNUM LIFE INS CO OF AMER	ME	8/24/1966	6/18/1970	\$ 23,587,496,475	\$ 1,516,429,742	\$ 336,155,484	Disability, Excluding Managed Care; Life; Variable Life & Annuity Contracts
78093	UPSTREAM LIFE INS CO	TX	1/5/1912	12/20/1988	\$ 217,034,980	\$ 7,806,324	\$ (1,568,660)	Life
80802	US BR SUN LIFE ASSUR CO OF CANADA	MI	3/18/1865	7/23/1926	\$ 19,200,835,912	\$ 813,034,616	\$ 64,197,282	Disability, Excluding Managed Care; Life; Variable Life & Annuity Contracts
80659	US BUSINESS OF CANADA LIFE ASSUR CO	MI	4/25/1849	12/9/1955	\$ 4,459,529,689	\$ 231,316,074	\$ 50,391,150	Disability, Excluding Managed Care; Life
84530	US FINANCIAL LIFE INS CO	AZ	9/30/1974	10/22/2002	\$ 315,308,447	\$ 96,954,431	\$ (6,988,307)	Life
69663	USAA LIFE INS CO	TX	6/26/1963	9/14/1966	\$ 27,767,970,614	\$ 2,643,914,038	\$ 76,465,192	Disability, Excluding Managed Care; Life; Variable Life & Annuity Contracts
94358	USABLE LIFE	AR	4/20/1978	11/8/1996	\$ 506,467,092	\$ 219,244,715	\$ (12,928,178)	Disability, Excluding Managed Care; Life
68632	VANTIS LIFE INS CO	CT	6/20/1963	7/12/2005	\$ 500,507,535	\$ 88,024,305	\$ (4,586,027)	Disability, Excluding Managed Care; Life
70238	VARIABLE ANN LIFE INS CO	TX	8/21/1968	12/19/1969	\$ 84,601,356,167	\$ 2,354,821,314	\$ 749,705,630	Life; Variable Life & Annuity Contracts
80942	VENERABLE INS & ANN CO	IA	1/2/1973	5/25/1973	\$ 30,889,111,228	\$ 1,998,930,698	\$ 200,640,399	Disability, Excluding Managed Care; Life; Variable Life & Annuity Contracts
86509	VOYA RETIREMENT INS & ANN CO	CT	1/13/1976	11/17/1976	\$ 110,315,252,254	\$ 1,842,075,764	\$ 640,784,424	Disability, Excluding Managed Care; Life; Variable Life & Annuity Contracts
70319	WASHINGTON NATL INS CO	IN	5/26/1923	11/20/1923	\$ 5,827,242,900	\$ 282,581,451	\$ 68,470,654	Disability, Excluding Managed Care; Life; Variable Life & Annuity Contracts
70335	WEST COAST LIFE INS CO	NE	2/8/1915	1/1/1916	\$ 4,352,141,992	\$ 388,590,877	\$ 130,493,367	Disability, Excluding Managed Care; Life
70483	WESTERN & SOUTHERN LIFE INS CO	OH	2/23/1888	8/16/1957	\$ 12,322,882,360	\$ 6,901,065,202	\$ 406,795,032	Disability, Excluding Managed Care; Life
92622	WESTERN SOUTHERN LIFE ASSUR CO	OH	12/1/1980	1/6/1982	\$ 25,363,431,620	\$ 1,777,222,781	\$ (82,359,240)	Disability, Excluding Managed Care; Life; Variable Life & Annuity Contracts
85189	WESTERN UNITED LIFE ASSUR CO	WA	1/2/1975	10/5/2009	\$ 1,576,068,985	\$ 114,681,818	\$ (1,421,514)	Disability, Excluding Managed Care; Life
62413	WILCAC LIFE INS CO	IL	4/26/1911	7/9/1952	\$ 5,226,354,576	\$ 248,816,988	\$ 44,502,687	Disability, Excluding Managed Care; Life
66230	WILLIAM PENN LIFE INS CO OF NY	NY	9/12/1962	8/2/2002	\$ 1,357,047,026	\$ 114,118,191	\$ 44,287,615	Life
66133	WILTON REASSUR CO	MN	12/4/1900	7/28/1987	\$ 21,966,448,857	\$ 1,363,627,742	\$ 437,370,741	Disability, Excluding Managed Care; Life
60704	WILTON REASSUR LIFE CO OF NY	NY	3/24/1955	7/31/1958	\$ 7,110,908,862	\$ 289,432,547	\$ 51,040,609	Disability, Excluding Managed Care; Life; Variable Life & Annuity Contracts

COCODE	COMPANY NAME	STATE OF DOMICILE	INCORPORATED DATE	IDAHO LICENSED DATE	TOTAL ASSETS	CAPITAL AND SURPLUS	NET INCOME	LINE(S) OF BUSINESS
56170	WOMANS LIFE INS SOCIETY	MI	4/6/1897	7/1/1901	\$ 203,511,750	\$ 13,729,788	\$ 383,966	Life; Variable Products
57320	WOODMEN WORLD LIFE INS SOC	NE	2/28/1972	12/6/1926	\$ 11,059,800,916	\$ 1,674,845,573	\$ 3,587,620	Disability, Excluding Managed Care; Life; Variable Products
80055	WYSH LIFE & HLTH INS CO	WI	2/28/1972	1/21/1998	\$ 62,630,495	\$ 59,583,905	\$ (15,778,791)	Disability, Excluding Managed Care; Life
90557	ZURICH AMER LIFE INS CO	IL	1/6/1947	8/17/1981	\$ 17,029,007,723	\$ 148,459,233	\$ (10,957,271)	Disability, Excluding Managed Care; Life; Variable Life & Annuity Contracts

PROPERTY & CASUALTY COMPANIES



COCODE	COMPANY NAME	STATE OF DOMICILE	INCORPORATED DATE	IDAHO LICENSED DATE	TOTAL ASSETS	CAPITAL AND SURPLUS	NET INCOME	LINE(S) OF BUSINESS
36404	21ST CENTURY CAS CO	CA	9/8/1987	7/30/2009	\$ 13,058,498	\$ 13,057,349	\$ 53,713	Casualty, Excluding Workers' Compensation; Property
34789	21ST CENTURY CENTENNIAL INS CO	PA	7/7/1977	11/17/1981	\$ 232,062,395	\$ 225,672,318	\$ (23,689,472)	Casualty, Excluding Workers' Compensation; Disability, Excluding Managed Care; Marine and Transportation; Property
12963	21ST CENTURY INS CO	CA	11/1/1967	3/16/2001	\$ 1,198,823,627	\$ 1,140,444,344	\$ 21,758,138	Casualty, Excluding Workers' Compensation; Marine and Transportation; Property
32220	21ST CENTURY N AMER INS CO	NY	9/19/1985	9/30/1985	\$ 679,214,735	\$ 636,096,967	\$ 11,348,078	Casualty, Excluding Workers' Compensation; Marine and Transportation; Property; Surety
20796	21ST CENTURY PREMIER INS CO	PA	2/6/1866	7/3/1919	\$ 111,926,359	\$ 109,054,917	\$ (43,319,512)	Casualty, Excluding Workers' Compensation; Disability, Excluding Managed Care; Marine and Transportation; Property; Surety
31325	ACADIA INS CO	IA	4/2/1992	11/6/2008	\$ 181,256,215	\$ 57,116,595	\$ 693,806	Casualty, Excluding Workers' Compensation; Casualty, Including Workers' Compensation; Disability, Excluding Managed Care; Marine and Transportation; Property; Surety
10220	ACCELERANT NATL INS CO	DE	10/14/1994	9/24/2001	\$ 47,928,491	\$ 24,166,217	\$ (3,875,875)	Casualty, Excluding Workers' Compensation; Disability, Excluding Managed Care; Marine and Transportation; Property; Surety
10349	ACCEPTANCE CAS INS CO	NE	7/2/1920	7/10/1951	\$ 216,728,166	\$ 62,856,049	\$ 2,000,499	Casualty, Excluding Workers' Compensation; Casualty, Including Workers' Compensation; Marine and Transportation; Property; Surety
12304	ACCIDENT FUND GEN INS CO	MI	6/20/2005	5/1/2009	\$ 327,702,104	\$ 113,363,936	\$ (921,059)	Casualty, Including Workers' Compensation
10166	ACCIDENT FUND INS CO OF AMER	MI	11/10/1994	10/1/2002	\$ 5,773,862,831	\$ 1,698,916,259	\$ 59,788,824	Casualty, Including Workers' Compensation
12305	ACCIDENT FUND NATL INS CO	MI	6/20/2005	5/1/2009	\$ 175,081,430	\$ 88,800,273	\$ (1,604,780)	Casualty, Including Workers' Compensation
26379	ACCREDITED SURETY & CAS CO INC	FL	7/6/1971	7/16/1997	\$ 636,090,900	\$ 72,461,867	\$ 131,015	Casualty, Excluding Workers' Compensation; Casualty, Including Workers' Compensation; Marine and Transportation; Property; Surety
22667	ACE AMER INS CO	PA	11/1/1945	4/25/1968	\$ 30,518,906,679	\$ 4,951,900,059	\$ 614,252,740	Casualty, Including Workers' Compensation; Disability, Excluding Managed Care; Marine and Transportation; Property; Surety
20702	ACE FIRE UNDERWRITERS INS CO	PA	1/24/1941	8/29/1968	\$ 118,656,382	\$ 85,701,326	\$ 1,214,558	Casualty, Including Workers' Compensation; Disability, Excluding Managed Care; Marine and Transportation; Property; Surety
20699	ACE PROP & CAS INS CO	PA	6/5/1819	12/18/1884	\$ 15,207,333,759	\$ 3,218,674,484	\$ 346,431,284	Casualty, Including Workers' Compensation; Disability, Excluding Managed Care; Marine and Transportation; Property; Surety
19984	ACIG INS CO	IL	1/25/1985	10/23/1995	\$ 575,029,270	\$ 185,342,499	\$ 28,584,238	Casualty, Including Workers' Compensation; Marine and Transportation; Property; Surety
22950	ACSTAR INS CO	IL	11/23/1970	7/2/1973	\$ 41,769,526	\$ 19,388,107	\$ 1,488,306	Casualty, Excluding Workers' Compensation; Disability, Excluding Managed Care; Marine and Transportation; Property; Surety
14184	ACUITY A MUT INS CO	WI	8/11/1925	5/27/1981	\$ 5,775,849,079	\$ 2,667,403,021	\$ (8,203,879)	Casualty, Excluding Workers' Compensation; Casualty, Including Workers' Compensation; Marine and Transportation; Property; Surety
44318	ADMIRAL IND CO	DE	4/6/1992	5/24/2001	\$ 68,907,575	\$ 46,983,721	\$ 687,231	Casualty, Excluding Workers' Compensation; Marine and Transportation; Property; Surety
33898	AEGIS SECURITY INS CO	PA	5/25/1977	3/3/1986	\$ 220,580,390	\$ 54,058,569	\$ (14,960,708)	Casualty, Excluding Workers' Compensation; Disability, Excluding Managed Care; Marine and Transportation; Property; Surety

COCODE	COMPANY NAME	STATE OF DOMICILE	INCORPORATED DATE	IDAHO LICENSED DATE	TOTAL ASSETS	CAPITAL AND SURPLUS	NET INCOME	LINE(S) OF BUSINESS
10014	AFFILIATED FM INS CO	RI	5/6/1949	6/2/1965	\$ 4,376,305,868	\$ 2,674,963,982	\$ 166,576,620	Casualty, Excluding Workers' Compensation; Marine and Transportation; Property; Surety
22837	AGCS MARINE INS CO	IL	10/31/1961	10/5/1982	\$ 348,793,777	\$ 172,167,538	\$ 7,602,202	Casualty, Excluding Workers' Compensation; Marine and Transportation; Property
42757	AGRI GEN INS CO	IA	6/7/1983	10/25/1990	\$ 321,958,283	\$ 321,853,539	\$ 988,402	Casualty, Excluding Workers' Compensation; Marine and Transportation; Property
40258	AIG ASSUR CO	IL	9/26/1946	1/23/1992	\$ 34,868,217	\$ 34,122,446	\$ 673,334	Casualty, Including Workers' Compensation; Marine and Transportation; Property
19402	AIG PROP CAS CO	IL	5/17/1871	8/21/1952	\$ 63,993,724	\$ 49,040,582	\$ (6,891,827)	Casualty, Including Workers' Compensation; Disability, Excluding Managed Care; Marine and Transportation; Property; Surety
19399	AIU INS CO	NY	12/1/1913	4/1/1962	\$ 95,712,469	\$ 80,061,956	\$ (600,859)	Casualty, Including Workers' Compensation; Marine and Transportation; Property; Surety
10957	ALAMANCE INS CO	IL	11/30/1998	12/1/2007	\$ 564,819,276	\$ 425,112,485	\$ 18,894,829	Casualty, Excluding Workers' Compensation; Casualty, Including Workers' Compensation; Marine and Transportation; Property; Surety
38733	ALASKA NATL INS CO	AK	4/30/1979	3/22/1991	\$ 1,124,536,847	\$ 528,665,860	\$ 20,005,363	Casualty, Including Workers' Compensation; Marine and Transportation; Property; Surety
24899	ALEA NORTH AMERICA INS CO	NY	6/30/1932	5/6/1987	\$ 87,610,894	\$ 48,261,375	\$ (1,386,466)	Casualty, Including Workers' Compensation; Disability, Excluding Managed Care; Marine and Transportation; Property; Surety
10942	ALESTRI INS CO	CO	5/8/1998	6/15/2001	\$ 6,778,395	\$ 6,752,497	\$ (176,202)	Casualty, Excluding Workers' Compensation; Marine and Transportation; Property
20222	ALL AMER INS CO	OH	4/12/1961	5/9/2016	\$ 362,321,993	\$ 182,944,967	\$ 8,638,021	Casualty, Including Workers' Compensation; Marine and Transportation; Property; Surety
13285	ALLEGHENY CAS CO	NJ	12/31/2015	12/19/1995	\$ 36,681,357	\$ 30,036,824	\$ 86,729	Surety
19186	ALLIANCE INS CO INC	KS	12/31/1959	3/27/1975	\$ 33,151,678	\$ 15,082,710	\$ 89,632	Casualty, Excluding Workers' Compensation; Marine and Transportation; Property; Surety
35300	ALLIANZ GLOBAL RISKS US INS CO	IL	9/16/1977	12/31/1977	\$ 10,103,986,860	\$ 2,212,249,452	\$ 245,904,138	Casualty, Including Workers' Compensation; Marine and Transportation; Property; Surety
21911	ALLIANZ REINS AMER INC	CA	5/25/1956	1/14/1982	\$ 2,228,094,867	\$ 231,887,476	\$ (14,098,911)	Casualty, Excluding Workers' Compensation; Disability, Excluding Managed Care; Marine and Transportation; Property; Surety
10127	ALLIED INS CO OF AMER	OH	2/16/2005	12/1/2013	\$ 107,421,243	\$ 16,790,801	\$ 299,810	Casualty, Including Workers' Compensation; Marine and Transportation; Property; Surety
42579	ALLIED PROP & CAS INS CO	IA	4/29/1983	11/3/1989	\$ 232,157,602	\$ 60,453,097	\$ 1,009,117	Casualty, Excluding Workers' Compensation; Marine and Transportation; Property; Surety
22730	ALLIED WORLD INS CO	NH	8/18/1986	1/3/1995	\$ 4,774,925,624	\$ 2,098,702,444	\$ 136,919,689	Casualty, Excluding Workers' Compensation; Marine and Transportation; Property; Surety
10690	ALLIED WORLD NATL ASSUR CO	NH	9/12/1996	9/13/2007	\$ 905,323,154	\$ 251,320,140	\$ 26,653,961	Casualty, Excluding Workers' Compensation; Marine and Transportation; Property; Surety
16624	ALLIED WORLD SPECIALTY INS CO	DE	1/14/1972	7/10/1991	\$ 2,290,028,575	\$ 806,589,044	\$ 64,978,713	Casualty, Excluding Workers' Compensation; Marine and Transportation; Mortgage Guaranty; Property; Surety
10212	ALLMERICA FIN ALLIANCE INS CO	NH	4/26/1995	10/13/1995	\$ 23,417,703	\$ 23,399,482	\$ 368,372	Casualty, Excluding Workers' Compensation; Casualty, Including Workers' Compensation; Marine and Transportation; Property; Surety

COCODE	COMPANY NAME	STATE OF DOMICILE	INCORPORATED DATE	IDAHO LICENSED DATE	TOTAL ASSETS	CAPITAL AND SURPLUS	NET INCOME	LINE(S) OF BUSINESS
41840	ALLMERICA FIN BENEFIT INS CO	MI	12/28/2000	6/4/1984	\$ 77,201,709	\$ 77,177,331	\$ 1,243,088	Casualty, Excluding Workers' Compensation; Casualty, Including Workers' Compensation; Marine and Transportation; Property; Surety
29688	ALLSTATE FIRE & CAS INS CO	IL	9/6/1972	8/1/2005	\$ 119,825,346	\$ 110,565,112	\$ 1,003,720	Casualty, Excluding Workers' Compensation; Marine and Transportation; Mortgage Guaranty; Property; Surety
19240	ALLSTATE IND CO	IL	7/7/1960	11/2/1961	\$ 115,940,894	\$ 101,394,803	\$ 928,184	Casualty, Including Workers' Compensation; Marine and Transportation; Property; Surety
19232	ALLSTATE INS CO	IL	3/21/1931	5/9/1947	\$ 57,972,921,780	\$ 12,244,483,796	\$ (1,466,720,557)	Casualty, Including Workers' Compensation; Disability, Excluding Managed Care; Marine and Transportation; Property; Surety
36455	ALLSTATE NORTHBROOK IND CO	IL	12/20/1978	10/21/1981	\$ 55,411,238	\$ 55,016,456	\$ 694,780	Casualty, Including Workers' Compensation; Disability, Excluding Managed Care; Marine and Transportation; Property; Surety
17230	ALLSTATE PROP & CAS INS CO	IL	2/14/1985	6/15/2001	\$ 114,337,025	\$ 98,617,126	\$ 672,804	Casualty, Excluding Workers' Compensation; Marine and Transportation; Property; Surety
37907	ALLSTATE VEHICLE & PROP INS CO	IL	8/20/1979	5/21/1987	\$ 72,771,125	\$ 44,457,717	\$ 795,922	Casualty, Excluding Workers' Compensation; Marine and Transportation; Property; Surety
38156	ALPHA PROP & CAS INS CO	WI	12/19/1979	10/23/1995	\$ 24,190,188	\$ 15,662,334	\$ 390,827	Casualty, Excluding Workers' Compensation; Disability, Excluding Managed Care; Marine and Transportation; Property
32450	ALPS PROP & CAS INS CO	MT	9/22/1986	9/30/2013	\$ 157,441,129	\$ 53,148,445	\$ 7,523,101	Casualty, Excluding Workers' Compensation
18708	AMBAC ASSUR CORP	WI	2/25/1970	6/28/1985	\$ 1,740,190,136	\$ 598,341,423	\$ 328,129,434	Surety
19100	AMCO INS CO	IA	12/31/1958	3/3/1969	\$ 755,188,326	\$ 192,421,119	\$ 2,296,948	Casualty, Excluding Workers' Compensation; Casualty, Including Workers' Compensation; Marine and Transportation; Property; Surety
12548	AMERICAN AGRI BUSINESS INS CO	TX	5/20/1948	12/5/2000	\$ 3,032,157,816	\$ 142,512,028	\$ 17,581,102	Casualty, Excluding Workers' Compensation; Property
10103	AMERICAN AGRICULTURAL INS CO	IN	5/18/1948	5/14/2021	\$ 1,813,775,250	\$ 691,175,606	\$ 38,554,030	Casualty, Excluding Workers' Compensation; Marine and Transportation; Property
19720	AMERICAN ALT INS CORP	DE	4/26/1923	7/31/1998	\$ 490,793,634	\$ 194,545,423	\$ 21,614,817	Casualty, Including Workers' Compensation; Disability, Excluding Managed Care; Marine and Transportation; Property; Surety
21849	AMERICAN AUTOMOBILE INS CO	MO	12/14/1911	10/24/1924	\$ 176,969,072	\$ 86,821,072	\$ 2,378,050	Casualty, Including Workers' Compensation; Disability, Excluding Managed Care; Marine and Transportation; Property; Surety
10111	AMERICAN BANKERS INS CO OF FL	FL	10/29/1947	11/21/1950	\$ 2,603,700,893	\$ 575,418,529	\$ 197,579,980	Casualty, Excluding Workers' Compensation; Disability, Excluding Managed Care; Marine and Transportation; Property; Surety
20427	AMERICAN CAS CO OF READING PA	PA	7/31/1902	10/20/1939	\$ 97,764,633	\$ 97,764,632	\$ 7,481,939	Casualty, Including Workers' Compensation; Disability, Excluding Managed Care; Marine and Transportation; Property; Surety
19941	AMERICAN COMMERCE INS CO	OH	9/18/1946	8/2/1962	\$ 329,519,910	\$ 99,782,215	\$ (12,717,916)	Casualty, Excluding Workers' Compensation; Disability, Excluding Managed Care; Marine and Transportation; Property
45934	AMERICAN COMPENSATION INS CO	MN	12/6/1991	3/1/2008	\$ 62,981,683	\$ 52,774,803	\$ 437,166	Casualty, Including Workers' Compensation
10216	AMERICAN CONTRACTORS IND CO	CA	9/25/1990	2/23/1999	\$ 400,194,679	\$ 122,932,122	\$ 13,742,547	Surety

COCODE	COMPANY NAME	STATE OF DOMICILE	INCORPORATED DATE	IDAHO LICENSED DATE	TOTAL ASSETS	CAPITAL AND SURPLUS	NET INCOME	LINE(S) OF BUSINESS
19690	AMERICAN ECONOMY INS CO	IN	10/19/1959	10/20/1965	\$ 20,475,470	\$ 19,632,016	\$ 249,396	Casualty, Including Workers' Compensation; Disability, Excluding Managed Care; Marine and Transportation; Property; Surety
37990	AMERICAN EMPIRE INS CO	OH	11/26/1979	8/26/1981	\$ 20,786,586	\$ 20,779,501	\$ 545,088	Casualty, Excluding Workers' Compensation; Marine and Transportation; Property; Surety
10819	AMERICAN EQUITY SPECIALTY INS CO	CT	1/29/1997	7/21/1999	\$ 29,200,444	\$ 28,746,009	\$ 568,516	Casualty, Excluding Workers' Compensation; Marine and Transportation; Property
29068	AMERICAN FAMILY CONNECT PROP & CAS I	WI	12/6/1972	8/4/2004	\$ 1,290,295,667	\$ 545,371,546	\$ (5,856,088)	Casualty, Excluding Workers' Compensation; Disability, Excluding Managed Care; Marine and Transportation; Property
23450	AMERICAN FAMILY HOME INS CO	FL	1/28/1965	9/6/1983	\$ 388,399,828	\$ 92,110,333	\$ 5,336,119	Casualty, Excluding Workers' Compensation; Casualty, Including Workers' Compensation; Marine and Transportation; Property; Surety
10386	AMERICAN FAMILY INS CO	WI	11/21/1995	12/1/2014	\$ 64,600,241	\$ 27,463,190	\$ 311,046	Casualty, Including Workers' Compensation; Marine and Transportation; Property; Surety
19275	AMERICAN FAMILY MUT INS CO SI	WI	5/18/1927	7/1/2001	\$ 28,097,806,395	\$ 7,340,275,049	\$ (1,385,837,211)	Casualty, Excluding Workers' Compensation; Casualty, Including Workers' Compensation; Disability, Excluding Managed Care; Marine and Transportation; Property; Surety
41475	AMERICAN FARMERS & RANCHERS MUT INS	OK	1/1/1982	5/3/2005	\$ 214,546,260	\$ 109,510,272	\$ (2,259,989)	Casualty, Excluding Workers' Compensation; Property
10245	AMERICAN FEDERATION INS CO	TX	12/20/1995	5/8/2020	\$ 64,253,353	\$ 53,961,688	\$ 135,516	#N/A Surplus Lines Insurer
24066	AMERICAN FIRE & CAS CO	NH	1/1/1906	5/27/1981	\$ 47,871,669	\$ 43,826,403	\$ 862,093	Casualty, Including Workers' Compensation; Marine and Transportation; Property; Surety
26247	AMERICAN GUAR & LIAB INS	NY	7/17/1939	12/12/1939	\$ 284,271,795	\$ 181,535,813	\$ 3,365,486	Casualty, Including Workers' Compensation; Marine and Transportation; Property; Surety
43494	AMERICAN HALLMARK INS CO OF TX	TX	2/17/1982	6/20/2005	\$ 271,845,568	\$ 88,195,790	\$ (64,628,517)	Casualty, Excluding Workers' Compensation; Marine and Transportation; Property; Surety
19380	AMERICAN HOME ASSUR CO	NY	2/7/1899	4/1/1962	\$ 21,987,884,573	\$ 7,856,489,069	\$ 512,826,742	Casualty, Including Workers' Compensation; Disability, Excluding Managed Care; Marine and Transportation; Property; Surety
21857	AMERICAN INS CO	OH	2/20/1846	4/30/1901	\$ 59,148,399	\$ 26,337,735	\$ 1,209,970	Casualty, Including Workers' Compensation; Disability, Excluding Managed Care; Marine and Transportation; Property; Surety
31895	AMERICAN INTERSTATE INS CO	NE	12/21/1973	1/6/1997	\$ 951,954,127	\$ 252,486,444	\$ 58,956,041	Casualty, Including Workers' Compensation; Marine and Transportation; Property; Surety
16810	AMERICAN MERCURY INS CO	OK	11/30/1962	10/11/1977	\$ 187,463,466	\$ 136,080,651	\$ 17,303,630	Casualty, Excluding Workers' Compensation; Marine and Transportation; Property; Surety
23469	AMERICAN MODERN HOME INS CO	OH	1/25/1965	1/27/1975	\$ 1,204,586,982	\$ 235,119,479	\$ 4,059,475	Casualty, Excluding Workers' Compensation; Casualty, Including Workers' Compensation; Disability, Excluding Managed Care; Marine and Transportation; Property; Surety
42722	AMERICAN MODERN PROP & CAS INS CO	OH	5/12/1982	10/21/2014	\$ 445,442,717	\$ 129,812,741	\$ 3,024,912	Casualty, Excluding Workers' Compensation; Casualty, Including Workers' Compensation; Marine and Transportation; Property
38652	AMERICAN MODERN SELECT INS CO	OH	8/15/1980	5/20/2005	\$ 117,498,095	\$ 61,644,638	\$ 403,307	Casualty, Excluding Workers' Compensation; Marine and Transportation; Property
12700	AMERICAN MUT SHARE INS CORP	OH	5/7/1974	5/24/1993	\$ 341,548,675	\$ 317,515,229	\$ 4,117,596	Casualty, Excluding Workers' Compensation; Share & Deposit

COCODE	COMPANY NAME	STATE OF DOMICILE	INCORPORATED DATE	IDAHO LICENSED DATE	TOTAL ASSETS	CAPITAL AND SURPLUS	NET INCOME	LINE(S) OF BUSINESS
39942	AMERICAN NATL GEN INS CO	MO	12/30/1980	6/25/1984	\$ 143,082,299	\$ 66,570,105	\$ (5,264,112)	Casualty, Excluding Workers' Compensation; Disability, Excluding Managed Care; Marine and Transportation; Property
28401	AMERICAN NATL PROP & CAS CO	MO	10/1/1973	11/7/1979	\$ 2,019,591,595	\$ 815,376,997	\$ (12,385,123)	Casualty, Excluding Workers' Compensation; Casualty, Including Workers' Compensation; Disability, Excluding Managed Care; Marine and Transportation; Property
12190	AMERICAN PET INS CO	NY	12/7/2000	4/12/2012	\$ 433,822,122	\$ 162,232,431	\$ 35,227,013	Marine and Transportation
19615	AMERICAN RELIABLE INS CO	AZ	7/17/1952	8/18/1958	\$ 20,848,288	\$ 10,000,000	\$ 13,139,132	Casualty, Excluding Workers' Compensation; Disability, Excluding Managed Care; Marine and Transportation; Property; Surety
19631	AMERICAN ROAD INS CO	MI	12/28/1959	9/30/1980	\$ 817,399,917	\$ 406,466,276	\$ 43,716,172	Casualty, Excluding Workers' Compensation; Marine and Transportation; Property; Surety
42978	AMERICAN SECURITY INS CO	DE	8/12/1938	12/30/1983	\$ 1,675,403,572	\$ 472,611,227	\$ 4,605,539	Casualty, Excluding Workers' Compensation; Disability, Excluding Managed Care; Marine and Transportation; Property
19992	AMERICAN SELECT INS CO	OH	8/21/1959	3/1/2013	\$ 332,317,174	\$ 158,008,194	\$ 10,401,274	Casualty, Including Workers' Compensation; Marine and Transportation; Property
17965	AMERICAN SENTINEL INS CO	MO	5/16/1956	2/23/2004	\$ 16,231,263	\$ 15,797,718	\$ (282,133)	Casualty, Excluding Workers' Compensation; Casualty, Including Workers' Compensation; Disability, Excluding Managed Care; Marine and Transportation; Property
42897	AMERICAN SERV INS CO INC	IL	3/11/1983	11/18/2004	\$ 6,725,775	\$ 6,585,649	\$ (174,522)	Casualty, Excluding Workers' Compensation; Marine and Transportation; Property; Surety
41998	AMERICAN SOUTHERN HOME INS CO	FL	7/29/1982	9/16/2005	\$ 93,451,882	\$ 40,743,556	\$ 184,234	Casualty, Excluding Workers' Compensation; Marine and Transportation; Property; Surety
19283	AMERICAN STANDARD INS CO OF WI	WI	4/5/1961	4/5/2001	\$ 405,409,242	\$ 323,340,906	\$ 1,600,004	Casualty, Excluding Workers' Compensation; Property
19704	AMERICAN STATES INS CO	IN	7/15/1929	11/26/1965	\$ 59,558,111	\$ 43,990,384	\$ 1,325,324	Casualty, Including Workers' Compensation; Disability, Excluding Managed Care; Marine and Transportation; Property; Surety
37214	AMERICAN STATES PREFERRED INS CO	IN	7/26/1979	8/18/1981	\$ 15,194,272	\$ 14,768,416	\$ 223,431	Casualty, Excluding Workers' Compensation; Marine and Transportation; Property
10872	AMERICAN STRATEGIC INS CORP	FL	8/18/1997	5/23/2018	\$ 2,638,221,916	\$ 633,585,064	\$ (100,456,640)	Casualty, Excluding Workers' Compensation; Property
19623	AMERICAN SUMMIT INS CO	TX	12/15/1955	8/18/1969	\$ 119,226,609	\$ 76,690,930	\$ (2,024,088)	Casualty, Excluding Workers' Compensation; Casualty, Including Workers' Compensation; Marine and Transportation; Property; Surety
31380	AMERICAN SURETY CO	IN	3/9/1964	3/18/1997	\$ 11,409,526	\$ 8,609,480	\$ (2,303,518)	Surety
44270	AMERICAN WEST INS CO	ND	12/27/1990	6/29/1995	\$ 55,484,230	\$ 14,957,167	\$ (3,228,247)	Casualty, Excluding Workers' Compensation; Casualty, Including Workers' Compensation; Marine and Transportation; Property; Surety
40142	AMERICAN ZURICH INS CO	IL	8/19/1981	10/26/1982	\$ 287,479,495	\$ 202,658,662	\$ 2,700,374	Casualty, Excluding Workers' Compensation; Casualty, Including Workers' Compensation; Marine and Transportation; Property; Surety
19488	AMERISURE INS CO	MI	5/21/1968	3/1/2012	\$ 944,731,712	\$ 231,722,446	\$ (5,801,891)	Casualty, Including Workers' Compensation; Marine and Transportation; Property; Surety
23396	AMERISURE MUT INS CO	MI	9/12/1912	9/1/1950	\$ 2,627,920,718	\$ 1,088,714,758	\$ 35,730,557	Casualty, Including Workers' Compensation; Marine and Transportation; Property; Surety

COCODE	COMPANY NAME	STATE OF DOMICILE	INCORPORATED DATE	IDAHO LICENSED DATE	TOTAL ASSETS	CAPITAL AND SURPLUS	NET INCOME	LINE(S) OF BUSINESS
11050	AMERISURE PARTNERS INS CO	MI	3/22/2000	3/1/2012	\$ 126,270,435	\$ 47,235,479	\$ (1,082,000)	Casualty, Including Workers' Compensation; Marine and Transportation; Property; Surety
27928	AMEX ASSUR CO	IL	1/30/1973	9/26/1980	\$ 225,803,017	\$ 169,007,621	\$ 45,929,126	Casualty, Including Workers' Compensation; Disability, Excluding Managed Care; Marine and Transportation; Property; Surety
42390	AMGUARD INS CO	PA	6/10/1982	1/1/2004	\$ 1,918,228,122	\$ 288,533,657	\$ 20,060,674	Casualty, Including Workers' Compensation; Marine and Transportation; Property; Surety
19976	AMICA MUT INS CO	RI	3/1/1907	1/1/1973	\$ 5,422,544,808	\$ 2,747,946,343	\$ (175,188,600)	Casualty, Excluding Workers' Compensation; Marine and Transportation; Property
15954	AMTRUST INS CO	DE	1/10/1972	8/13/1992	\$ 66,824,532	\$ 63,289,269	\$ 1,054,989	Casualty, Excluding Workers' Compensation; Casualty, Including Workers' Compensation; Marine and Transportation; Property; Surety
30830	ARCH IND INS CO	MO	7/23/1969	12/15/1969	\$ 218,355,615	\$ 73,168,673	\$ 12,578,990	Casualty, Excluding Workers' Compensation; Casualty, Including Workers' Compensation; Marine and Transportation; Property; Surety
11150	ARCH INS CO	MO	12/15/1971	4/15/1988	\$ 8,413,423,046	\$ 1,980,595,698	\$ 26,615,173	Casualty, Excluding Workers' Compensation; Casualty, Including Workers' Compensation; Disability, Excluding Managed Care; Marine and Transportation; Property; Surety
29114	ARCH MORTGAGE ASSUR CO	WI	3/3/1969	7/28/2000	\$ 47,010,714	\$ 40,430,191	\$ 12,265,553	Mortgage Guaranty
18732	ARCH MORTGAGE GUAR CO	WI	12/21/1966	4/26/1968	\$ 45,963,968	\$ 42,659,667	\$ (1,512,218)	Mortgage Guaranty
40266	ARCH MORTGAGE INS CO	WI	12/30/1980	10/23/1981	\$ 2,144,163,545	\$ 143,084,756	\$ 11,516,698	Mortgage Guaranty
10946	ARCH PROP CAS INS CO	MO	7/2/1998	3/9/2022	\$ 114,624,989	\$ 113,916,485	\$ 85,901	Casualty, Including Workers' Compensation; Marine and Transportation; Property; Surety
10348	ARCH REINS CO	DE	7/20/1995	1/1/2004	\$ 4,614,912,558	\$ 2,553,803,411	\$ 23,809,515	Casualty, Including Workers' Compensation; Disability, Excluding Managed Care; Marine and Transportation; Property; Surety
19860	ARGONAUT GREAT CENTRAL INS CO	IL	2/10/1948	9/1/2010	\$ 36,361,661	\$ 28,570,324	\$ 55,126	Casualty, Including Workers' Compensation; Marine and Transportation; Property; Surety
19801	ARGONAUT INS CO	IL	5/21/1957	10/17/1957	\$ 2,285,012,028	\$ 994,429,488	\$ (139,324,032)	Casualty, Including Workers' Compensation; Disability, Excluding Managed Care; Marine and Transportation; Property; Surety
19828	ARGONAUT MIDWEST INS CO	IL	3/19/1962	11/17/1980	\$ 22,107,377	\$ 17,684,176	\$ 191,894	Casualty, Including Workers' Compensation; Marine and Transportation; Property; Surety
11805	ARIZONA AUTOMOBILE INS CO	AZ	2/25/2003	10/21/2009	\$ 52,789,527	\$ 14,266,185	\$ 3,036,482	Casualty, Excluding Workers' Compensation
41459	ARMED FORCES INS EXCH	KS	8/1/1982	9/9/1986	\$ 101,079,428	\$ 42,080,579	\$ 716,693	Casualty, Excluding Workers' Compensation; Marine and Transportation; Property
24678	ARROWOOD IND CO	DE	9/30/1910	3/31/1980	\$ 666,599,706	\$ 12,901,287	\$ (22,379,020)	Casualty, Including Workers' Compensation; Disability, Excluding Managed Care; Marine and Transportation; Property; Surety
23752	ASCOT INS CO	CO	5/17/1968	11/26/1968	\$ 756,559,498	\$ 371,718,439	\$ (5,605,937)	Casualty, Including Workers' Compensation; Disability, Excluding Managed Care; Marine and Transportation; Property; Surety
30279	ASCOT SURETY & CAS CO	CO	2/10/1971	9/17/2013	\$ 299,095,296	\$ 296,434,011	\$ (867,793)	Surety
43460	ASPEN AMER INS CO	TX	11/13/1990	5/12/1999	\$ 1,954,372,503	\$ 838,596,114	\$ (65,703,540)	Casualty, Excluding Workers' Compensation; Casualty, Including Workers' Compensation; Disability, Excluding Managed Care; Marine and Transportation; Property; Surety
37370	ASSOCIATED LOGGERS EXCH	ID	7/24/1979	7/24/1979	\$ 42,329,977	\$ 17,355,638	\$ 670,815	Casualty - Worker's Compensation Only

COCODE	COMPANY NAME	STATE OF DOMICILE	INCORPORATED DATE	IDAHO LICENSED DATE	TOTAL ASSETS	CAPITAL AND SURPLUS	NET INCOME	LINE(S) OF BUSINESS
30180	ASSURED GUAR CORP	MD	10/25/1985	11/5/2001	\$ 2,573,935,236	\$ 1,916,077,885	\$ 61,705,617	Casualty, Excluding Workers' Compensation; Surety
18287	ASSURED GUAR MUNICIPAL CORP	NY	3/16/1984	6/27/1988	\$ 5,477,500,381	\$ 2,746,528,521	\$ 162,942,921	Surety
29033	ATAIN INS CO	TX	4/16/1987	3/1/2008	\$ 99,212,637	\$ 62,567,743	\$ 1,058,251	Casualty, Excluding Workers' Compensation; Marine and Transportation; Property
23833	ATHOME INS CO	NJ	12/31/1951	10/16/1981	\$ 14,760,001	\$ 14,734,755	\$ (273,763)	Casualty, Including Workers' Compensation; Marine and Transportation; Property
27154	ATLANTIC SPECIALTY INS CO	NY	6/27/1986	3/1/2005	\$ 3,750,047,271	\$ 828,322,191	\$ 134,899,902	Casualty, Including Workers' Compensation; Disability, Excluding Managed Care; Marine and Transportation; Property; Surety
25422	ATRADIUS TRADE CREDIT INS CO	MD	1/14/1993	10/5/1998	\$ 217,791,581	\$ 135,913,798	\$ 18,995,829	Casualty, Excluding Workers' Compensation
13412	AUSTIN MUT INS CO	MN	6/11/1896	10/15/1999	\$ 84,243,949	\$ 67,430,710	\$ 5,673,225	Casualty, Excluding Workers' Compensation; Marine and Transportation; Property
17286	AUTO CLUB MAPFRE INS CO	OH	10/5/2021	7/11/2022	\$ 29,210,827	\$ 29,020,872	\$ 48,832	Casualty, Excluding Workers' Compensation; Marine and Transportation; Property
18988	AUTO OWNERS INS CO	MI	7/1/1916	12/1/2005	\$ 22,228,224,346	\$ 14,239,229,675	\$ (56,506,549)	Casualty, Including Workers' Compensation; Disability, Excluding Managed Care; Marine and Transportation; Property; Surety
19062	AUTOMOBILE INS CO OF HARTFORD CT	CT	6/25/1965	4/16/1970	\$ 1,206,480,882	\$ 307,963,639	\$ 29,212,351	Casualty, Including Workers' Compensation; Disability, Excluding Managed Care; Marine and Transportation; Property; Surety
10367	AVEMCO INS CO	MD	3/14/1960	4/24/1964	\$ 76,068,931	\$ 34,592,321	\$ 8,373,201	Casualty, Excluding Workers' Compensation; Disability, Excluding Managed Care; Marine and Transportation; Property; Surety
33022	AXA INS CO	NY	11/23/1990	1/1/1991	\$ 194,018,423	\$ 139,411,324	\$ (5,510,169)	Casualty, Including Workers' Compensation; Marine and Transportation; Property; Surety
37273	AXIS INS CO	IL	9/25/1979	3/16/1982	\$ 1,990,460,103	\$ 596,379,474	\$ (28,496,405)	Casualty, Including Workers' Compensation; Disability, Excluding Managed Care; Marine and Transportation; Property; Surety
20370	AXIS REINS CO	NY	7/25/1991	11/5/1992	\$ 3,869,477,889	\$ 988,897,539	\$ (4,715,514)	Casualty, Excluding Workers' Compensation; Marine and Transportation; Property; Surety
15610	AXIS SPECIALTY INS CO	CT	1/12/1983	3/25/2010	\$ 2,123,811,900	\$ 397,340,550	\$ 47,184,977	Disability, Excluding Managed Care
13420	BADGER MUT INS CO	WI	6/6/1891	5/12/2008	\$ 213,932,647	\$ 60,341,856	\$ (29,945,365)	Casualty, Excluding Workers' Compensation; Marine and Transportation; Property; Surety
33162	BANKERS INS CO	FL	5/11/1976	9/8/1995	\$ 99,681,792	\$ 38,194,881	\$ 5,687,663	Casualty, Excluding Workers' Compensation; Marine and Transportation; Property; Surety
18279	BANKERS STANDARD INS CO	PA	5/15/1962	8/30/1972	\$ 319,464,238	\$ 216,623,280	\$ 3,791,791	Casualty, Including Workers' Compensation; Disability, Excluding Managed Care; Marine and Transportation; Property; Surety
38245	BCS INS CO	OH	12/5/1950	4/22/1970	\$ 301,385,216	\$ 141,452,778	\$ 12,372,205	Casualty, Excluding Workers' Compensation; Disability, Excluding Managed Care; Marine and Transportation; Property; Surety
14402	BEARING MIDWEST CAS CO	KS	1/19/2012	12/1/2021	\$ 8,218,057	\$ 6,611,411	\$ 68,759	Casualty, Including Workers' Compensation
37540	BEAZLEY INS CO INC	CT	8/29/1978	10/28/1981	\$ 1,156,720,740	\$ 383,167,549	\$ 97,292,240	Casualty, Excluding Workers' Compensation; Disability, Excluding Managed Care; Marine and Transportation; Property; Surety
41394	BENCHMARK INS CO	KS	5/5/1964	8/25/1966	\$ 917,943,663	\$ 222,339,875	\$ (2,270,348)	Casualty, Excluding Workers' Compensation; Casualty, Including Workers' Compensation; Disability, Excluding Managed Care; Marine and Transportation; Property; Surety

COCODE	COMPANY NAME	STATE OF DOMICILE	INCORPORATED DATE	IDAHO LICENSED DATE	TOTAL ASSETS	CAPITAL AND SURPLUS	NET INCOME	LINE(S) OF BUSINESS
15911	BERKLEY CAS CO	IA	2/7/1984	1/1/2009	\$ 96,145,978	\$ 30,511,654	\$ 624,206	Casualty, Including Workers' Compensation; Marine and Transportation; Property; Surety
32603	BERKLEY INS CO	DE	12/18/1975	7/13/1982	\$ 26,996,793,572	\$ 8,330,587,110	\$ 1,358,812,998	Casualty, Excluding Workers' Compensation; Casualty, Including Workers' Compensation; Disability, Excluding Managed Care; Marine and Transportation; Property; Surety
38911	BERKLEY NATL INS CO	IA	9/30/1980	6/1/2008	\$ 241,735,665	\$ 86,697,104	\$ 1,111,944	Casualty, Including Workers' Compensation; Disability, Excluding Managed Care; Marine and Transportation; Property; Surety
29580	BERKLEY REGIONAL INS CO	IA	12/17/1985	4/29/1988	\$ 902,025,941	\$ 831,736,379	\$ 16,668,836	Casualty, Including Workers' Compensation; Disability, Excluding Managed Care; Marine and Transportation; Property; Surety
13070	BERKSHIRE HATHAWAY ASSUR CORP	NY	12/21/2007	4/4/2008	\$ 1,709,807,373	\$ 1,414,609,112	\$ 39,283,127	Surety
10391	BERKSHIRE HATHAWAY DIRECT INS CO	NE	3/25/1970	7/9/1975	\$ 502,119,279	\$ 207,705,448	\$ 12,845,277	Casualty, Including Workers' Compensation; Disability, Excluding Managed Care; Marine and Transportation; Property; Surety
20044	BERKSHIRE HATHAWAY HOMESTATE INS CO	NE	1/9/1970	11/25/1996	\$ 3,626,059,288	\$ 1,936,244,291	\$ 233,907,084	Casualty, Including Workers' Compensation; Marine and Transportation; Property; Surety
22276	BERKSHIRE HATHAWAY SPECIALTY INS CO	NE	2/10/1866	8/28/1962	\$ 6,480,049,997	\$ 3,382,160,299	\$ 115,995,545	Casualty, Excluding Workers' Compensation; Disability, Excluding Managed Care; Marine and Transportation; Property; Surety
20095	BITCO GEN INS CORP	IA	7/23/1928	9/24/1963	\$ 1,138,604,192	\$ 329,204,236	\$ 15,883,862	Casualty, Including Workers' Compensation; Marine and Transportation; Property; Surety
20109	BITCO NATL INS CO	IA	10/1/1942	9/20/1963	\$ 205,044,933	\$ 92,683,077	\$ 13,947,006	Casualty, Including Workers' Compensation; Marine and Transportation; Property; Surety
26611	BLACKBOARD INS CO	DE	6/1/1973	11/26/1974	\$ 105,482,345	\$ 23,317,231	\$ (1,213,580)	Casualty, Excluding Workers' Compensation; Casualty, Including Workers' Compensation; Marine and Transportation; Property; Surety
22250	BLUESHORE INS CO	TX	6/19/1986	6/29/1987	\$ 202,796,343	\$ 64,208,327	\$ 7,355,513	Casualty, Excluding Workers' Compensation
27081	BOND SAFEGUARD INS CO	SD	6/15/1971	11/28/2006	\$ 45,608,369	\$ 40,774,046	\$ 264,796	Surety
19658	BRISTOL W INS CO	OH	2/9/1968	12/16/1968	\$ 172,998,528	\$ 45,411,409	\$ 249,691	Casualty, Excluding Workers' Compensation; Disability, Excluding Managed Care; Marine and Transportation; Property; Surety
13528	BROTHERHOOD MUT INS CO	IN	8/20/1935	4/1/1999	\$ 1,088,504,015	\$ 322,297,452	\$ 152,264	Casualty, Including Workers' Compensation; Disability, Excluding Managed Care; Marine and Transportation; Property; Surety
14380	BUILD AMER MUT ASSUR CO	NY	3/16/2012	3/15/2013	\$ 490,748,705	\$ 283,367,566	\$ (55,027,355)	Surety
13544	CALIFORNIA CAPITAL INS CO	CA	5/28/1898	6/26/1981	\$ 839,884,381	\$ 378,907,603	\$ 12,382,610	Casualty, Excluding Workers' Compensation; Marine and Transportation; Property
35955	CALIFORNIA CAS GEN INS CO OF OR	OR	9/26/1977	7/18/1987	\$ 114,887,877	\$ 9,860,704	\$ (8,317,655)	Casualty, Excluding Workers' Compensation; Marine and Transportation; Property; Surety
20117	CALIFORNIA CAS IND EXCH	CA	1/1/1914	1/2/1962	\$ 521,248,793	\$ 134,893,945	\$ (60,165,992)	Casualty, Excluding Workers' Compensation; Marine and Transportation; Property; Surety
20125	CALIFORNIA CAS INS CO	OR	10/20/1967	10/5/1987	\$ 79,588,868	\$ 39,154,757	\$ (5,230,437)	Casualty, Excluding Workers' Compensation; Marine and Transportation; Property; Surety
38865	CALIFORNIA INS CO	CA	2/1/1965	7/6/1982	\$ 1,408,389,248	\$ 645,477,459	\$ (4,183,152)	Casualty, Including Workers' Compensation; Disability, Excluding Managed Care; Marine and Transportation; Property; Surety

COCODE	COMPANY NAME	STATE OF DOMICILE	INCORPORATED DATE	IDAHO LICENSED DATE	TOTAL ASSETS	CAPITAL AND SURPLUS	NET INCOME	LINE(S) OF BUSINESS
36340	CAMICO MUT INS CO	CA	3/4/1986	12/1/1995	\$ 104,674,069	\$ 45,921,746	\$ 1,177,472	Casualty, Excluding Workers' Compensation
12260	CAMPMED CAS & IND CO INC	NH	1/1/2011	6/20/2012	\$ 20,201,718	\$ 20,184,742	\$ 355,079	Casualty, Excluding Workers' Compensation; Marine and Transportation; Property; Surety
10464	CANAL INS CO	SC	2/27/1939	6/4/1958	\$ 1,129,179,774	\$ 501,398,913	\$ 28,712,178	Casualty, Excluding Workers' Compensation; Marine and Transportation; Property
10472	CAPITOL IND CORP	WI	9/23/1959	5/2/1973	\$ 714,523,665	\$ 187,225,344	\$ (59,110,740)	Casualty, Excluding Workers' Compensation; Casualty, Including Workers' Compensation; Disability, Excluding Managed Care; Marine and Transportation; Property; Surety
10510	CAROLINA CAS INS CO	IA	4/18/1951	8/27/1968	\$ 269,417,693	\$ 115,357,347	\$ 1,794,960	Casualty, Excluding Workers' Compensation; Casualty, Including Workers' Compensation; Disability, Excluding Managed Care; Marine and Transportation; Property; Surety
26697	CASUALTY UNDERWRITERS INS CO	UT	5/30/1986	12/30/1992	\$ 7,761,322	\$ 4,175,701	\$ (466,512)	Casualty, Excluding Workers' Compensation; Property
11255	CATERPILLAR INS CO	MO	2/7/1963	11/21/2000	\$ 1,191,312,146	\$ 575,790,819	\$ 44,416,246	Casualty, Excluding Workers' Compensation; Casualty, Including Workers' Compensation; Marine and Transportation; Property; Surety
19518	CATLIN INS CO	TX	4/19/1913	3/5/2009	\$ 71,816,633	\$ 69,904,284	\$ 6,956,791	Casualty, Excluding Workers' Compensation; Disability, Excluding Managed Care; Marine and Transportation; Property; Surety
20273	CEDAR INS CO	NY	7/26/1991	6/7/1996	\$ 13,777,487	\$ 13,774,716	\$ (282,604)	Casualty, Excluding Workers' Compensation; Marine and Transportation; Property; Surety
11499	CENSTAT CAS CO	NE	5/31/2002	5/26/2009	\$ 27,308,202	\$ 23,684,778	\$ 870,157	Casualty, Excluding Workers' Compensation
20230	CENTRAL MUT INS CO	OH	4/17/1876	11/1/2016	\$ 2,001,825,398	\$ 1,032,490,000	\$ 73,853,875	Casualty, Including Workers' Compensation; Marine and Transportation; Property; Surety
34274	CENTRAL STATES IND CO OF OMAHA	NE	5/20/1977	10/28/1983	\$ 697,343,678	\$ 611,289,004	\$ 10,782,430	Casualty, Excluding Workers' Compensation; Disability, Excluding Managed Care; Marine and Transportation; Property
34649	CENTRE INS CO	DE	10/31/1969	7/28/1981	\$ 29,255,811	\$ 10,457,087	\$ (184,123)	Casualty, Including Workers' Compensation; Disability, Excluding Managed Care; Marine and Transportation; Property; Surety
42765	CENTURION CAS CO	NE	2/9/1983	7/21/1989	\$ 9,905,588	\$ 9,628,537	\$ (184,800)	Casualty, Excluding Workers' Compensation; Disability, Excluding Managed Care; Marine and Transportation; Property; Surety
20710	CENTURY IND CO	PA	7/2/1963	8/25/1969	\$ 624,981,548	\$ 25,000,000	\$ (165,081,453)	Casualty, Including Workers' Compensation; Disability, Excluding Managed Care; Marine and Transportation; Property; Surety
26905	CENTURY NATL INS CO	CA	6/23/1955	12/30/1980	\$ 100,434,658	\$ 40,995,476	\$ 754,431	Casualty, Excluding Workers' Compensation; Marine and Transportation; Property
10006	CERITY INS CO	NY	9/8/1989	6/15/1989	\$ 158,115,832	\$ 53,466,170	\$ 5,435,624	Casualty, Excluding Workers' Compensation; Casualty, Including Workers' Compensation; Marine and Transportation; Property; Surety
25615	CHARTER OAK FIRE INS CO	CT	4/29/1931	4/29/1936	\$ 1,130,233,836	\$ 251,613,825	\$ 29,786,244	Casualty, Including Workers' Compensation; Disability, Excluding Managed Care; Marine and Transportation; Property; Surety
10642	CHEROKEE INS CO	MI	7/26/1946	10/23/1973	\$ 801,524,803	\$ 333,557,566	\$ 23,875,074	Casualty, Excluding Workers' Compensation; Marine and Transportation; Property; Surety
22810	CHICAGO INS CO	IL	7/2/1956	9/1/1964	\$ 78,448,858	\$ 74,769,295	\$ 712,919	Casualty, Excluding Workers' Compensation; Marine and Transportation; Property

COCODE	COMPANY NAME	STATE OF DOMICILE	INCORPORATED DATE	IDAHO LICENSED DATE	TOTAL ASSETS	CAPITAL AND SURPLUS	NET INCOME	LINE(S) OF BUSINESS
12777	CHUBB IND INS CO	NY	11/3/1922	1/23/1997	\$ 279,666,979	\$ 185,043,602	\$ 1,762,540	Casualty, Including Workers' Compensation; Marine and Transportation; Property; Surety
10052	CHUBB NATL INS CO	IN	3/23/1993	1/23/1997	\$ 318,170,424	\$ 194,378,665	\$ 3,344,939	Casualty, Including Workers' Compensation; Disability, Excluding Managed Care; Marine and Transportation; Property; Surety
18767	CHURCH MUT INS CO S I	WI	3/4/1897	5/13/1971	\$ 2,141,558,682	\$ 541,155,523	\$ (2,392,740)	Casualty, Including Workers' Compensation; Marine and Transportation; Property; Surety
22004	CIM INS CORP	MI	10/23/1998	4/1/1966	\$ 16,661,701	\$ 16,577,357	\$ 206,897	Casualty, Excluding Workers' Compensation; Marine and Transportation; Property; Surety
20400	CIMARRON INS CO INC	AZ	3/21/1947	9/25/1953	\$ 30,306,937	\$ 13,400,257	\$ (1,863,215)	Casualty, Excluding Workers' Compensation; Marine and Transportation; Property
31534	CITIZENS INS CO OF AMER	MI	5/29/1974	10/1/2011	\$ 1,826,997,131	\$ 688,608,191	\$ 73,753,293	Casualty, Including Workers' Compensation; Marine and Transportation; Property
41335	CITY NATL INS CO	TX	2/2/1961	4/24/2001	\$ 33,552,733	\$ 19,128,892	\$ 1,502,702	Casualty, Excluding Workers' Compensation; Casualty, Including Workers' Compensation; Disability, Excluding Managed Care; Marine and Transportation; Property; Surety
10693	CIVIL SERV EMPLOYEES INS CO	CA	11/25/1949	9/10/1957	\$ 173,327,868	\$ 64,950,287	\$ (4,369,378)	Casualty, Excluding Workers' Compensation; Marine and Transportation; Property
20532	CLARENDON NATL INS CO	TX	7/21/1941	10/18/1952	\$ 895,923,189	\$ 191,956,820	\$ (45,360,459)	Casualty, Including Workers' Compensation; Disability, Excluding Managed Care; Marine and Transportation; Property; Surety
28860	CLEAR BLUE INS CO	TX	1/28/1987	10/10/1996	\$ 179,942,416	\$ 107,620,145	\$ 2,575,037	Casualty, Excluding Workers' Compensation; Disability, Excluding Managed Care; Marine and Transportation; Property; Surety
15563	CLEAR SPRING PROP & CAS CO	TX	7/26/1986	12/17/1987	\$ 624,364,656	\$ 201,165,910	\$ 1,761,319	Casualty, Excluding Workers' Compensation; Casualty, Including Workers' Compensation; Disability, Excluding Managed Care; Marine and Transportation; Property; Surety
33480	CLERMONT INS CO	IA	1/1/1977	12/23/1998	\$ 29,226,737	\$ 25,639,994	\$ (234,580)	Casualty, Excluding Workers' Compensation; Marine and Transportation; Property; Surety
16851	CLINICIAN ASSUR INC RRG	VT	8/7/2020	5/23/2022	\$ 107,917,478	\$ 18,990,926	\$ 8,572,628	Risk Retention Group
16203	CM SELECT INS CO	WI	5/4/2017	9/9/2019	\$ 27,155,248	\$ 21,776,541	\$ 314,251	Casualty, Excluding Workers' Compensation; Marine and Transportation; Property
29530	COALITION INS CO	NY	9/17/1986	3/20/1991	\$ 50,299,776	\$ 50,152,528	\$ (27,275)	Casualty, Excluding Workers' Compensation; Marine and Transportation; Property
31887	COFACE N AMER INS CO	MA	10/7/1974	12/17/2008	\$ 193,003,367	\$ 71,701,514	\$ 20,420,301	Casualty, Excluding Workers' Compensation; Marine and Transportation; Property; Surety
36552	COLISEUM REINS CO	DE	1/9/1978	10/5/1987	\$ 211,481,119	\$ 148,794,143	\$ (2,925,632)	Casualty, Excluding Workers' Compensation; Casualty, Including Workers' Compensation; Disability, Excluding Managed Care; Marine and Transportation; Property; Surety
34347	COLONIAL AMER CAS & SURETY CO	IL	5/24/1977	10/15/1996	\$ 18,862,401	\$ 17,619,752	\$ (391,927)	Casualty, Excluding Workers' Compensation; Marine and Transportation; Property; Surety
10758	COLONIAL SURETY CO	PA	3/19/1930	11/22/2002	\$ 104,505,100	\$ 62,754,325	\$ 7,048,680	Casualty, Excluding Workers' Compensation; Casualty, Including Workers' Compensation; Marine and Transportation; Property; Surety
36927	COLONY SPECIALTY INS CO	OH	12/20/1978	3/2/2000	\$ 92,685,630	\$ 25,446,693	\$ 686,874	Casualty, Excluding Workers' Compensation; Marine and Transportation; Property

COCODE	COMPANY NAME	STATE OF DOMICILE	INCORPORATED DATE	IDAHO LICENSED DATE	TOTAL ASSETS	CAPITAL AND SURPLUS	NET INCOME	LINE(S) OF BUSINESS
41785	COLORADO CAS INS CO	NH	4/24/1980	8/12/1994	\$ 16,099,912	\$ 15,710,840	\$ 169,123	Casualty, Excluding Workers' Compensation; Marine and Transportation; Property
27812	COLUMBIA INS CO	NE	1/28/1970	9/6/1973	\$ 41,596,405,060	\$ 34,177,556,597	\$ 15,558,114,620	Casualty, Excluding Workers' Compensation; Marine and Transportation; Property; Surety
40371	COLUMBIA MUT INS CO	MO	6/3/1940	10/29/1991	\$ 435,195,477	\$ 198,555,104	\$ (5,210,875)	Casualty, Excluding Workers' Compensation; Marine and Transportation; Property; Surety
19410	COMMERCE & INDUSTRY INS CO	NY	12/6/1957	7/19/1965	\$ 1,909,422,992	\$ 458,706,901	\$ 23,544,464	Casualty, Including Workers' Compensation; Marine and Transportation; Property; Surety
12177	COMPWEST INS CO	CA	4/28/2004	7/1/2007	\$ 241,753,981	\$ 155,839,482	\$ 403,005	Casualty, Including Workers' Compensation
10891	CONCERT INS CO	IL	12/15/1982	11/20/2003	\$ 72,540,296	\$ 30,594,575	\$ 1,822,421	Casualty, Excluding Workers' Compensation; Marine and Transportation; Property; Surety
32190	CONSTITUTION INS CO	NY	2/10/1992	4/2/2001	\$ 38,880,369	\$ 23,570,889	\$ 197,575	Casualty, Excluding Workers' Compensation; Casualty, Including Workers' Compensation; Marine and Transportation; Property; Surety
10204	CONSUMERS INS USA INC	OH	7/27/1994	11/19/2009	\$ 90,366,245	\$ 35,471,494	\$ 1,826,739	Casualty, Excluding Workers' Compensation; Marine and Transportation; Property
20443	CONTINENTAL CAS CO	IL	11/29/1897	6/30/1948	\$ 46,207,523,755	\$ 10,572,214,280	\$ 1,022,449,874	Casualty, Including Workers' Compensation; Disability, Excluding Managed Care; Marine and Transportation; Property; Surety
39551	CONTINENTAL HERITAGE INS CO	FL	3/11/1980	5/13/1993	\$ 38,231,904	\$ 25,404,843	\$ 1,438,754	Casualty, Excluding Workers' Compensation; Property; Surety
28258	CONTINENTAL IND CO	NM	12/9/1986	10/27/1992	\$ 573,158,538	\$ 85,222,433	\$ 177,147	Casualty, Excluding Workers' Compensation; Marine and Transportation; Property
35289	CONTINENTAL INS CO	PA	1/7/1853	12/31/1977	\$ 2,006,763,519	\$ 1,843,095,800	\$ 58,558,245	Casualty, Including Workers' Compensation; Disability, Excluding Managed Care; Marine and Transportation; Property; Surety
10804	CONTINENTAL WESTERN INS CO	IA	7/1/1907	12/4/1970	\$ 210,096,543	\$ 104,150,812	\$ 1,584,817	Casualty, Including Workers' Compensation; Marine and Transportation; Property; Surety
37206	CONTRACTORS BONDING & INS CO	IL	9/24/1979	4/2/1984	\$ 251,962,448	\$ 120,355,813	\$ 11,262,243	Casualty, Excluding Workers' Compensation; Marine and Transportation; Property; Surety
11860	COPIC INS CO	CO	4/11/1984	12/31/2001	\$ 623,599,048	\$ 283,193,007	\$ (24,726,425)	Casualty, Excluding Workers' Compensation
13928	COPPERPOINT IND INS CO	AZ	8/17/2010	11/28/2021	\$ 14,761,792	\$ 10,715,946	\$ (374,235)	Casualty, Excluding Workers' Compensation; Marine and Transportation; Property; Surety
10499	COREPOINTE INS CO	DE	12/29/1964	8/27/1968	\$ 28,241,484	\$ 26,062,449	\$ 272,757	Casualty, Excluding Workers' Compensation; Casualty, Including Workers' Compensation; Disability, Excluding Managed Care; Marine and Transportation; Property; Surety
20982	COUNTRY CAS INS CO	IL	1/23/1964	1/29/1999	\$ 85,309,445	\$ 73,148,499	\$ 957,127	Casualty, Excluding Workers' Compensation; Marine and Transportation; Property; Surety
20990	COUNTRY MUT INS CO	IL	10/26/1925	1/29/1999	\$ 6,613,623,002	\$ 3,401,194,025	\$ 77,858,871	Casualty, Excluding Workers' Compensation; Marine and Transportation; Property; Surety
21008	COUNTRY PREF INS CO	IL	5/19/1953	10/19/1967	\$ 289,313,334	\$ 84,200,264	\$ 1,459,168	Casualty, Excluding Workers' Compensation; Casualty, Including Workers' Compensation; Marine and Transportation; Property; Surety
26492	COURTESY INS CO	FL	12/21/1987	8/18/1998	\$ 1,220,179,496	\$ 607,573,400	\$ 57,613,142	Marine and Transportation; Property; Surety
18961	CRESTBROOK INS CO	OH	7/9/1985	1/8/2014	\$ 241,379,803	\$ 65,200,544	\$ 1,083,064	Casualty, Excluding Workers' Compensation; Casualty, Including Workers' Compensation; Marine and Transportation; Property; Surety

COCODE	COMPANY NAME	STATE OF DOMICILE	INCORPORATED DATE	IDAHO LICENSED DATE	TOTAL ASSETS	CAPITAL AND SURPLUS	NET INCOME	LINE(S) OF BUSINESS
16070	CRONUS INS CO	TX	11/2/2016	6/17/2021	\$ 54,438,934	\$ 42,526,734	\$ 4,967,304	Casualty, Excluding Workers' Compensation; Marine and Transportation; Property; Surety
31348	CRUM & FORSTER IND CO	DE	12/2/1987	12/29/2003	\$ 81,424,767	\$ 26,854,323	\$ 1,621,794	Casualty, Including Workers' Compensation; Marine and Transportation; Property; Surety
10921	CSAA FIRE & CAS INS CO	IN	10/10/1997	5/20/2004	\$ 80,983,097	\$ 55,797,709	\$ 528,621	Casualty, Excluding Workers' Compensation; Marine and Transportation; Property
37770	CSAA GEN INS CO	IN	6/25/1987	8/7/2002	\$ 259,735,621	\$ 159,491,444	\$ 612,710	Casualty, Excluding Workers' Compensation; Marine and Transportation; Property
18953	CSE SAFEGUARD INS CO	CA	4/20/1984	3/1/1988	\$ 81,689,493	\$ 31,429,709	\$ (619,645)	Casualty, Excluding Workers' Compensation; Marine and Transportation; Property; Surety
10847	CUMIS INS SOCIETY INC	IA	5/25/1960	1/25/1963	\$ 2,581,506,028	\$ 1,100,794,068	\$ 130,043,718	Casualty, Excluding Workers' Compensation; Disability, Excluding Managed Care; Marine and Transportation; Property; Surety
10855	CYPRESS INS CO	CA	10/17/1962	7/1/1997	\$ 2,284,239,724	\$ 1,088,331,584	\$ 62,266,322	Casualty, Including Workers' Compensation
21164	DAIRYLAND INS CO	WI	1/8/1953	9/3/1965	\$ 1,674,054,801	\$ 487,127,255	\$ 34,748,869	Casualty, Excluding Workers' Compensation; Disability, Excluding Managed Care; Marine and Transportation; Property; Surety
10863	DAKOTA FIRE INS CO	ND	8/23/1957	8/17/1992	\$ 103,684,509	\$ 85,369,816	\$ 1,952,650	Casualty, Excluding Workers' Compensation; Marine and Transportation; Property; Surety
34924	DAKOTA TRUCK UNDERWRITERS	SD	11/20/1989	11/1/2010	\$ 222,528,075	\$ 97,980,288	\$ 8,108,315	Casualty, Including Workers' Compensation; Property; Surety
16705	DEALERS ASSUR CO	OH	8/2/1935	9/15/2016	\$ 345,378,767	\$ 116,294,761	\$ 13,168,540	Casualty, Excluding Workers' Compensation; Property
40975	DENTISTS INS CO	CA	11/1/1979	11/22/2002	\$ 360,323,436	\$ 168,690,053	\$ 656,097	Casualty, Excluding Workers' Compensation; Property
42587	DEPOSITORS INS CO	IA	8/24/1983	12/18/1987	\$ 261,334,500	\$ 41,029,604	\$ 580,566	Casualty, Excluding Workers' Compensation; Casualty, Including Workers' Compensation; Marine and Transportation; Property
12718	DEVELOPERS SURETY & IND CO	CA	10/10/1936	8/12/1988	\$ 697,698,626	\$ 154,905,146	\$ (3,540,018)	Casualty, Excluding Workers' Compensation; Marine and Transportation; Property; Surety
42048	DIAMOND STATE INS CO	IN	2/20/1981	8/14/1991	\$ 239,034,441	\$ 60,953,234	\$ (1,801,987)	Casualty, Excluding Workers' Compensation; Marine and Transportation; Property; Surety
34711	DIGITAL ADVANTAGE INS CO	DE	1/1/1989	1/28/2022	\$ 284,136,834	\$ 35,900,389	\$ 5,088,342	Casualty, Excluding Workers' Compensation; Marine and Transportation; Property; Surety
23736	DIRECT NATL INS CO	NC	10/31/2000	9/14/1959	\$ 5,959,648	\$ 5,588,996	\$ 34,678	Casualty, Excluding Workers' Compensation
36463	DISCOVER PROP & CAS INS CO	CT	12/20/1978	10/21/1981	\$ 153,398,493	\$ 62,415,989	\$ 3,403,280	Casualty, Including Workers' Compensation; Disability, Excluding Managed Care; Marine and Transportation; Property; Surety
34495	DOCTORS CO AN INTERINS EXCH	CA	4/15/1976	9/28/1989	\$ 5,004,962,922	\$ 2,716,057,188	\$ 255,742,946	Casualty, Excluding Workers' Compensation; Disability, Excluding Managed Care; Marine and Transportation; Property; Surety
33499	DORINCO REINS CO	MI	3/8/1977	8/16/1991	\$ 1,747,079,429	\$ 586,265,801	\$ 35,582,547	Casualty, Excluding Workers' Compensation; Marine and Transportation; Property; Surety
12890	EAGLE W INS CO	CA	10/14/1960	10/19/2006	\$ 164,713,803	\$ 46,876,608	\$ 3,864,535	Casualty, Excluding Workers' Compensation; Marine and Transportation; Property
28649	EASTERN ATLANTIC INS CO	PA	8/12/1985	3/1/2014	\$ 98,422,701	\$ 44,189,335	\$ 1,200,178	Casualty, Excluding Workers' Compensation; Marine and Transportation; Property; Surety
14702	EASTGUARD INS CO	PA	7/1/1827	1/1/2004	\$ 349,635,760	\$ 91,177,934	\$ 5,941,042	Casualty, Including Workers' Compensation; Marine and Transportation; Property; Surety

COCODE	COMPANY NAME	STATE OF DOMICILE	INCORPORATED DATE	IDAHO LICENSED DATE	TOTAL ASSETS	CAPITAL AND SURPLUS	NET INCOME	LINE(S) OF BUSINESS
22926	ECONOMY FIRE & CAS CO	IL	1/30/1935	7/8/1988	\$ 435,963,550	\$ 327,149,984	\$ (2,966,877)	Casualty, Excluding Workers' Compensation; Disability, Excluding Managed Care; Marine and Transportation; Property; Surety
38067	ECONOMY PREFERRED INS CO	IL	5/29/1979	7/8/1988	\$ 49,200,718	\$ 22,503,801	\$ 273,414	Casualty, Excluding Workers' Compensation; Disability, Excluding Managed Care; Marine and Transportation; Property; Surety
40649	ECONOMY PREMIER ASSUR CO	IL	12/15/1980	7/8/1988	\$ 82,004,224	\$ 45,461,765	\$ 561,754	Casualty, Excluding Workers' Compensation; Marine and Transportation; Property
21261	ELECTRIC INS CO	MA	4/21/1966	11/7/1972	\$ 973,267,382	\$ 337,712,579	\$ 2,472,335	Casualty, Including Workers' Compensation; Disability, Excluding Managed Care; Marine and Transportation; Property; Surety
25186	EMC PROP & CAS INS CO	IA	6/16/1953	7/18/2018	\$ 32,523,536	\$ 32,367,986	\$ 791,440	Casualty, Including Workers' Compensation; Marine and Transportation; Property
21407	EMCASCO INS CO	IA	12/9/1958	5/31/2013	\$ 227,278,212	\$ 184,693,328	\$ 5,529,632	Casualty, Excluding Workers' Compensation; Casualty, Including Workers' Compensation; Marine and Transportation; Property; Surety
21326	EMPIRE FIRE & MARINE INS CO	IL	3/16/1954	12/19/1957	\$ 64,005,568	\$ 39,372,312	\$ 490,635	Casualty, Excluding Workers' Compensation; Disability, Excluding Managed Care; Marine and Transportation; Property; Surety
25402	EMPLOYERS ASSUR CO	FL	11/14/1979	3/1/2011	\$ 840,397,469	\$ 210,173,909	\$ 21,859,696	Casualty, Including Workers' Compensation
11512	EMPLOYERS COMPENSATION INS CO	CA	5/16/2002	7/3/2003	\$ 616,024,313	\$ 210,747,592	\$ 21,107,628	Casualty, Including Workers' Compensation
10640	EMPLOYERS INS CO OF NV	NV	12/1/1999	6/1/2008	\$ 375,019,095	\$ 236,535,063	\$ 33,519,361	Casualty, Including Workers' Compensation
21458	EMPLOYERS INS CO OF WAUSAU	WI	8/21/1911	5/24/1940	\$ 8,467,821,890	\$ 1,763,887,369	\$ (21,344,814)	Casualty, Including Workers' Compensation; Disability, Excluding Managed Care; Marine and Transportation; Property; Surety
21415	EMPLOYERS MUT CAS CO	IA	4/24/1911	12/16/1941	\$ 5,178,327,825	\$ 1,604,559,995	\$ (10,910,657)	Casualty, Including Workers' Compensation; Disability, Excluding Managed Care; Marine and Transportation; Property; Surety
10346	EMPLOYERS PREFERRED INS CO	FL	1/1/1982	10/1/2010	\$ 1,176,855,152	\$ 229,665,899	\$ 22,968,604	Casualty, Including Workers' Compensation
37095	ENACT FINANCIAL ASSUR CORP	NC	6/12/1992	11/9/2007	\$ 10,141,197	\$ 10,110,933	\$ 63,306	Casualty, Excluding Workers' Compensation; Mortgage Guaranty
38458	ENACT MORTGAGE INS CORP	NC	5/12/1980	4/7/1981	\$ 5,457,385,946	\$ 1,083,871,596	\$ 744,491,305	Mortgage Guaranty
16675	ENACT MORTGAGE INS CORP OF NC	NC	2/20/1961	10/15/1981	\$ 35,370,727	\$ 29,481,162	\$ 2,382,168	Mortgage Guaranty
15130	ENCOMPASS IND CO	IL	1/25/1984	12/5/2002	\$ 9,086,690	\$ 8,168,928	\$ 79,053	Casualty, Excluding Workers' Compensation; Marine and Transportation; Property; Surety
10641	ENDURANCE AMER INS CO	DE	3/21/1996	11/10/1997	\$ 5,142,938,845	\$ 1,056,239,782	\$ 29,806,734	Casualty, Excluding Workers' Compensation; Casualty, Including Workers' Compensation; Marine and Transportation; Property; Surety
11551	ENDURANCE ASSUR CORP	DE	9/5/2002	1/30/2008	\$ 16,645,279,402	\$ 4,084,225,060	\$ 9,667,769	Casualty, Including Workers' Compensation; Disability, Excluding Managed Care; Marine and Transportation; Property; Surety
43630	ENDURANCE RISK SOLUTIONS ASSUR CO	DE	6/6/1986	12/14/1987	\$ 270,841,390	\$ 242,811,344	\$ 11,170,365	Casualty, Excluding Workers' Compensation; Marine and Transportation; Property; Surety
11232	ENUMCLAW PROP & CAS INS CO	OR	11/27/2001	10/30/2003	\$ 8,744,063	\$ 8,684,518	\$ 99,921	Casualty, Excluding Workers' Compensation; Marine and Transportation; Property; Surety
28746	EQUITY INS CO	TX	1/1/1965	1/28/2005	\$ 128,453,113	\$ 30,318,162	\$ (1,790,379)	Casualty, Excluding Workers' Compensation; Marine and Transportation; Property

COCODE	COMPANY NAME	STATE OF DOMICILE	INCORPORATED DATE	IDAHO LICENSED DATE	TOTAL ASSETS	CAPITAL AND SURPLUS	NET INCOME	LINE(S) OF BUSINESS
13634	ESSENT GUAR INC	PA	11/14/2008	2/2/2010	\$ 3,439,763,281	\$ 1,020,034,410	\$ 590,505,326	Mortgage Guaranty
37915	ESSENTIA INS CO	MO	4/27/1979	11/30/1982	\$ 143,865,740	\$ 32,751,887	\$ 385,958	Casualty, Excluding Workers' Compensation; Marine and Transportation; Property
25712	ESURANCE INS CO	IL	12/1/1933	9/8/2014	\$ 167,718,170	\$ 150,539,992	\$ 974,584	Casualty, Excluding Workers' Compensation; Marine and Transportation; Property
21741	ESURANCE INS CO OF NJ	IL	10/22/1919	5/23/1940	\$ 14,223,417	\$ 10,500,253	\$ 136,521	Casualty, Including Workers' Compensation; Marine and Transportation; Property; Surety
30210	ESURANCE PROP & CAS INS CO	IL	10/22/1987	11/20/2012	\$ 63,394,407	\$ 26,447,729	\$ 238,272	Casualty, Excluding Workers' Compensation; Marine and Transportation; Property
20516	EULER HERMES N AMER INS CO	MD	4/28/1893	11/30/2006	\$ 958,785,781	\$ 282,142,953	\$ 80,983,526	Casualty, Excluding Workers' Compensation; Surety
16044	EVEREST DENALI INS CO	DE	6/7/2016	11/7/2017	\$ 162,779,620	\$ 17,605,462	\$ 631,087	Casualty, Including Workers' Compensation; Marine and Transportation; Property
10120	EVEREST NATL INS CO	DE	11/12/1985	12/17/1987	\$ 1,247,416,078	\$ 204,943,090	\$ 27,820,729	Casualty, Including Workers' Compensation; Disability, Excluding Managed Care; Marine and Transportation; Property; Surety
16045	EVEREST PREMIER INS CO	DE	6/7/2016	11/7/2017	\$ 231,403,374	\$ 20,971,905	\$ 674,269	Casualty, Including Workers' Compensation; Marine and Transportation; Property
26921	EVEREST REINS CO	DE	6/13/1973	9/15/1976	\$ 22,350,789,197	\$ 5,552,887,701	\$ 294,481,382	Casualty, Including Workers' Compensation; Disability, Excluding Managed Care; Marine and Transportation; Property; Surety
12750	EVERGREEN NATL IND CO	OH	12/30/1939	10/3/1983	\$ 62,161,564	\$ 40,990,500	\$ 3,805,897	Casualty, Excluding Workers' Compensation; Marine and Transportation; Property; Surety
24961	EVERSPAN INS CO	AZ	1/11/1968	9/4/1969	\$ 74,787,556	\$ 54,971,077	\$ (3,008,450)	Casualty, Excluding Workers' Compensation; Disability, Excluding Managed Care; Marine and Transportation; Property; Surety
10003	EXCESS SHARE INS CORP	OH	8/17/1993	12/13/1995	\$ 71,328,517	\$ 24,206,824	\$ 73,931	Casualty, Excluding Workers' Compensation
35181	EXECUTIVE RISK IND INC	DE	9/23/1977	2/7/1995	\$ 7,058,352,515	\$ 1,667,087,607	\$ 194,643,550	Casualty, Including Workers' Compensation; Disability, Excluding Managed Care; Marine and Transportation; Property; Surety
40029	EXPLORER INS CO	CA	12/8/1981	5/31/1991	\$ 716,803,822	\$ 225,012,695	\$ 8,112,936	Casualty, Including Workers' Compensation; Marine and Transportation; Property; Surety
21482	FACTORY MUT INS CO	RI	10/31/1835	6/30/1968	\$ 25,058,981,489	\$ 17,560,438,356	\$ 1,136,175,028	Casualty, Excluding Workers' Compensation; Marine and Transportation; Property; Surety
35157	FAIR AMER INS & REINS CO	NY	9/8/1985	10/9/1979	\$ 244,943,118	\$ 198,611,224	\$ (9,064,358)	Casualty, Excluding Workers' Compensation; Disability, Excluding Managed Care; Marine and Transportation; Property; Surety
31925	FALLS LAKE NATL INS CO	OH	2/6/1974	9/29/1980	\$ 2,009,782,047	\$ 204,780,618	\$ 2,578,221	Casualty, Excluding Workers' Compensation; Casualty, Including Workers' Compensation; Disability, Excluding Managed Care; Marine and Transportation; Property; Surety
13765	FARM BUREAU MUT INS CO OF ID	ID	4/27/1947	5/1/1947	\$ 644,801,926	\$ 325,292,335	\$ 18,684,156	Casualty, Including Workers' Compensation; Disability, Excluding Managed Care; Marine and Transportation; Property; Surety
19194	FARMERS ALLIANCE MUT INS CO	KS	7/20/1888	10/30/1974	\$ 399,240,519	\$ 225,050,523	\$ 2,192,897	Casualty, Excluding Workers' Compensation; Marine and Transportation; Property; Surety
40169	FARMERS CAS INS CO	RI	10/7/1981	1/9/1986	\$ 120,903,128	\$ 71,809,957	\$ 617,984	Casualty, Excluding Workers' Compensation; Marine and Transportation; Property

COCODE	COMPANY NAME	STATE OF DOMICILE	INCORPORATED DATE	IDAHO LICENSED DATE	TOTAL ASSETS	CAPITAL AND SURPLUS	NET INCOME	LINE(S) OF BUSINESS
25321	FARMERS DIRECT PROP & CAS INS CO	RI	5/24/1949	5/2/1968	\$ 92,552,487	\$ 49,001,374	\$ 326,605	Casualty, Excluding Workers' Compensation; Disability, Excluding Managed Care; Marine and Transportation; Property; Surety
34339	FARMERS GRP PROP & CAS INS CO	RI	12/10/1976	10/7/1980	\$ 332,100,104	\$ 273,211,730	\$ 3,786,067	Casualty, Excluding Workers' Compensation; Property; Surety
21601	FARMERS INS CO OF ID	ID	10/29/1969	12/10/1969	\$ 221,524,089	\$ 71,048,968	\$ (3,443,622)	Casualty, Excluding Workers' Compensation; Casualty, Including Workers' Compensation; Disability, Excluding Managed Care; Marine and Transportation; Property; Surety
21652	FARMERS INS EXCH	CA	3/28/1928	1/1/1930	\$ 22,979,180,559	\$ 4,458,888,239	\$ (314,156,144)	Casualty, Including Workers' Compensation; Disability, Excluding Managed Care; Marine and Transportation; Property; Surety
13897	FARMERS MUT HAIL INS CO OF IA	IA	3/5/1893	6/19/1958	\$ 979,748,013	\$ 478,743,531	\$ 822,113	Casualty, Excluding Workers' Compensation; Marine and Transportation; Property
26298	FARMERS PROP & CAS INS CO	RI	8/31/1972	4/16/1973	\$ 5,399,280,595	\$ 2,175,721,447	\$ 72,575,520	Casualty, Excluding Workers' Compensation; Disability, Excluding Managed Care; Marine and Transportation; Property; Surety
28436	FARMERS UNION MUT INS CO	MT	12/4/1959	3/20/2007	\$ 81,042,653	\$ 41,684,343	\$ (2,021,313)	Casualty, Excluding Workers' Compensation; Marine and Transportation; Property
41483	FARMINGTON CAS CO	CT	8/24/1982	7/8/1983	\$ 1,252,415,025	\$ 292,233,114	\$ 29,610,776	Casualty, Including Workers' Compensation; Disability, Excluding Managed Care; Marine and Transportation; Property; Surety
10178	FCCI INS CO	FL	11/18/1994	3/9/2022	\$ 2,539,147,429	\$ 792,404,368	\$ 40,231,709	Surety
20281	FEDERAL INS CO	IN	2/15/1901	3/28/1940	\$ 18,748,987,188	\$ 4,277,856,715	\$ 421,104,761	Casualty, Including Workers' Compensation; Disability, Excluding Managed Care; Marine and Transportation; Property; Surety
13935	FEDERATED MUT INS CO	MN	8/1/1904	4/1/1921	\$ 8,772,484,050	\$ 4,604,171,438	\$ 321,682,505	Casualty, Including Workers' Compensation; Disability, Excluding Managed Care; Marine and Transportation; Property; Surety
16024	FEDERATED RESERVE INS CO	MN	6/24/2016	9/4/2019	\$ 162,310,919	\$ 70,042,396	\$ 4,871,474	Casualty, Including Workers' Compensation; Marine and Transportation; Property; Surety
11118	FEDERATED RURAL ELECTRIC INS EXCH	KS	5/14/1957	12/10/1979	\$ 677,216,506	\$ 257,736,960	\$ 11,621,994	Casualty, Including Workers' Compensation; Disability, Excluding Managed Care; Marine and Transportation; Property; Surety
28304	FEDERATED SERV INS CO	MN	6/6/1972	10/22/1974	\$ 593,248,719	\$ 316,607,619	\$ 18,994,084	Casualty, Including Workers' Compensation; Marine and Transportation; Property; Surety
39306	FIDELITY & DEPOSIT CO OF MD	IL	10/14/1980	12/24/1981	\$ 284,263,392	\$ 240,867,527	\$ 3,409,538	Casualty, Excluding Workers' Compensation; Casualty, Including Workers' Compensation; Marine and Transportation; Property; Surety
35386	FIDELITY & GUAR INS CO	IA	3/1/1977	3/19/1979	\$ 39,490,834	\$ 18,892,004	\$ 373,858	Casualty, Including Workers' Compensation; Marine and Transportation; Property; Surety
25879	FIDELITY & GUAR INS UNDERWRITERS INC	WI	7/6/1951	11/17/1955	\$ 165,977,152	\$ 93,113,371	\$ 5,085,285	Casualty, Including Workers' Compensation; Marine and Transportation; Property; Surety
35009	FINANCIAL CAS & SURETY INC	TX	12/20/1989	10/21/2004	\$ 43,206,564	\$ 21,521,162	\$ 2,698,598	Surety
19852	FINANCIAL IND CO	IL	12/19/1945	11/22/1961	\$ 111,361,116	\$ 26,220,149	\$ 859,897	Casualty, Excluding Workers' Compensation; Disability, Excluding Managed Care; Property; Surety
31453	FINANCIAL PACIFIC INS CO	CA	7/22/1986	6/19/1996	\$ 242,809,150	\$ 89,778,510	\$ 5,419,274	Casualty, Excluding Workers' Compensation; Marine and Transportation; Property; Surety

COCODE	COMPANY NAME	STATE OF DOMICILE	INCORPORATED DATE	IDAHO LICENSED DATE	TOTAL ASSETS	CAPITAL AND SURPLUS	NET INCOME	LINE(S) OF BUSINESS
21660	FIRE INS EXCH	CA	11/10/1942	6/20/1943	\$ 3,077,903,981	\$ 908,350,706	\$ (11,723,850)	Casualty, Excluding Workers' Compensation; Casualty, Including Workers' Compensation; Marine and Transportation; Property; Surety
21873	FIREMANS FUND INS CO	IL	9/9/1864	9/19/1918	\$ 2,055,701,414	\$ 1,352,032,686	\$ (32,521,186)	Casualty, Including Workers' Compensation; Disability, Excluding Managed Care; Marine and Transportation; Property; Surety
21784	FIREMENS INS CO OF WASHINGTON DC	DE	3/3/1837	3/1/2007	\$ 96,734,376	\$ 36,386,784	\$ (149,636)	Casualty, Including Workers' Compensation; Marine and Transportation; Property; Surety
37710	FIRST AMER PROP & CAS INS CO	CA	10/17/1977	3/19/1991	\$ 40,837,519	\$ 21,872,126	\$ (3,503,886)	Casualty, Excluding Workers' Compensation; Marine and Transportation; Property
29980	FIRST COLONIAL INS CO	FL	2/17/1987	4/23/1998	\$ 291,162,579	\$ 133,079,273	\$ 3,262,675	Casualty, Excluding Workers' Compensation; Marine and Transportation
10351	FIRST DAKOTA IND CO	SD	9/28/1995	11/1/2010	\$ 95,561,275	\$ 36,813,421	\$ 3,004,351	Casualty, Including Workers' Compensation; Surety
11177	FIRST FIN INS CO	IL	4/29/1970	9/9/1977	\$ 702,882,431	\$ 523,696,991	\$ 20,125,027	Casualty, Excluding Workers' Compensation; Casualty, Including Workers' Compensation; Marine and Transportation; Property; Surety
33588	FIRST LIBERTY INS CORP	IL	6/16/1989	7/1/1991	\$ 24,695,849	\$ 20,110,296	\$ 106,041	Casualty, Including Workers' Compensation; Disability, Excluding Managed Care; Marine and Transportation; Property; Surety
24724	FIRST NATL INS CO OF AMER	NH	10/10/1928	11/20/1928	\$ 64,453,730	\$ 63,003,329	\$ 1,146,175	Casualty, Including Workers' Compensation; Marine and Transportation; Property; Surety
27626	FIRSTCOMP INS CO	NE	12/17/1986	8/3/1992	\$ 92,200,695	\$ 69,475,862	\$ 47,466,974	Casualty, Excluding Workers' Compensation; Marine and Transportation; Property
11054	FLETCHER REINS CO	MO	8/18/2000	2/23/2004	\$ 338,269,902	\$ 85,855,332	\$ (11,381,784)	Casualty, Excluding Workers' Compensation; Casualty, Including Workers' Compensation; Disability, Excluding Managed Care; Marine and Transportation; Property
40398	FLORIDA CAS INS CO	FL	10/6/1981	1/29/1992	\$ 10,452,990	\$ 10,243,957	\$ (217,895)	Casualty, Excluding Workers' Compensation; Disability, Excluding Managed Care; Marine and Transportation; Property; Surety
13978	FLORISTS MUT INS CO	IL	6/1/1887	10/3/1988	\$ 153,383,361	\$ 34,474,226	\$ 1,629,706	Casualty, Including Workers' Compensation; Marine and Transportation; Property; Surety
36781	FMH AG RISK INS CO	IA	2/8/1979	12/6/1991	\$ 121,117,307	\$ 110,989,272	\$ 2,403,775	Casualty, Excluding Workers' Compensation; Disability, Excluding Managed Care; Property
11185	FOREMOST INS CO GRAND RAPIDS MI	MI	5/20/1952	9/2/1957	\$ 2,829,176,605	\$ 1,451,960,588	\$ 41,314,163	Casualty, Excluding Workers' Compensation; Casualty, Including Workers' Compensation; Disability, Excluding Managed Care; Marine and Transportation; Property; Surety
11800	FOREMOST PROP & CAS INS CO	MI	4/27/1984	7/2/1992	\$ 57,332,485	\$ 19,875,111	\$ 240,236	Casualty, Excluding Workers' Compensation; Casualty, Including Workers' Compensation; Marine and Transportation; Property; Surety
41513	FOREMOST SIGNATURE INS CO	MI	9/7/1982	3/1/2012	\$ 39,508,268	\$ 21,213,388	\$ 150,463	Casualty, Including Workers' Compensation; Marine and Transportation; Property
26794	FORTITUDE CAS INS CO	OH	5/15/1986	3/8/2007	\$ 8,186,795	\$ 8,062,197	\$ 268,425	Casualty, Excluding Workers' Compensation; Surety
10801	FORTRESS INS CO	IL	5/22/1997	8/20/2002	\$ 159,290,810	\$ 78,128,165	\$ 1,785,902	Casualty, Excluding Workers' Compensation
11600	FRANK WINSTON CRUM INS CO	FL	1/23/2003	11/1/2013	\$ 210,478,751	\$ 56,153,200	\$ 6,524,980	Casualty, Including Workers' Compensation
13986	FRANKENMUTH MUT INS CO	MI	9/15/1921	6/7/1999	\$ 1,747,588,926	\$ 800,129,582	\$ 8,017,672	Casualty, Excluding Workers' Compensation; Marine and Transportation; Property; Surety
10842	FRANKLIN CAS INS CO RRG	VT	6/17/1997	8/31/2021	\$ 42,358,316	\$ 8,428,501	\$ 793,321	Risk Retention Group

COCODE	COMPANY NAME	STATE OF DOMICILE	INCORPORATED DATE	IDAHO LICENSED DATE	TOTAL ASSETS	CAPITAL AND SURPLUS	NET INCOME	LINE(S) OF BUSINESS
22209	FREEDOM SPECIALTY INS CO	OH	5/21/1929	12/10/1959	\$ 98,350,798	\$ 25,100,491	\$ 594,689	Casualty, Excluding Workers' Compensation; Marine and Transportation; Property; Surety
10074	FRONTLINE INS UNLIMITED CO	IL	1/7/1994	7/8/1996	\$ 158,418,636	\$ 40,632,557	\$ 7,170,586	Casualty, Excluding Workers' Compensation; Marine and Transportation; Property
21253	GARRISON PROP & CAS INS CO	TX	12/1/1900	10/25/2004	\$ 4,218,489,332	\$ 1,342,540,360	\$ (201,265,344)	Casualty, Excluding Workers' Compensation; Marine and Transportation; Property
28339	GATEWAY INS CO	IL	5/21/1986	7/21/1997	\$ 74,583,425	\$ 12,141,349	\$ (16,075,493)	Casualty, Excluding Workers' Compensation; Marine and Transportation; Property
14138	GEICO ADVANTAGE INS CO	NE	6/13/2011	7/30/2012	\$ 3,816,133,161	\$ 1,541,755,438	\$ (4,380,239)	Casualty, Excluding Workers' Compensation; Property
41491	GEICO CAS CO	NE	8/31/1982	4/24/1984	\$ 5,023,958,013	\$ 1,673,849,678	\$ 473,306,719	Casualty, Excluding Workers' Compensation; Marine and Transportation; Property
14139	GEICO CHOICE INS CO	NE	6/13/2011	7/30/2012	\$ 1,606,259,292	\$ 689,836,810	\$ 38,192,541	Casualty, Excluding Workers' Compensation; Property
35882	GEICO GEN INS CO	NE	5/15/1934	12/31/1978	\$ 197,495,223	\$ 196,844,002	\$ 2,066,220	Casualty, Excluding Workers' Compensation; Marine and Transportation; Property; Surety
22055	GEICO IND CO	NE	3/22/1961	5/1/1984	\$ 12,040,244,347	\$ 7,942,330,446	\$ 116,508,821	Casualty, Excluding Workers' Compensation; Property
37923	GEICO MARINE INS CO	NE	11/1/1989	12/23/2008	\$ 226,604,563	\$ 123,718,576	\$ 54,680,286	Marine and Transportation; Property
14137	GEICO SECURE INS CO	NE	6/13/2011	7/30/2012	\$ 5,566,759,858	\$ 3,777,392,915	\$ (365,236,847)	Casualty, Excluding Workers' Compensation; Property
18457	GEM STATE INS CO	ID	3/10/1910	4/23/1985	\$ 12,186,460	\$ 8,052,239	\$ (271,638)	Casualty, Excluding Workers' Compensation; Marine and Transportation; Property
24414	GENERAL CAS CO OF WI	WI	5/12/1925	1/6/1993	\$ 1,627,717,162	\$ 311,476,772	\$ 15,458,136	Casualty, Including Workers' Compensation; Marine and Transportation; Property; Surety
24732	GENERAL INS CO OF AMER	NH	3/20/1923	6/9/1923	\$ 106,593,603	\$ 103,975,681	\$ 1,023,997	Casualty, Including Workers' Compensation; Marine and Transportation; Property; Surety
22039	GENERAL REINS CORP	DE	10/8/1970	8/2/2001	\$ 21,908,458,911	\$ 12,739,139,486	\$ 466,600,746	Casualty, Excluding Workers' Compensation; Casualty, Including Workers' Compensation; Disability, Excluding Managed Care; Marine and Transportation; Property; Surety
39322	GENERAL SECURITY NATL INS CO	NY	5/15/1980	11/19/1984	\$ 453,057,600	\$ 130,931,342	\$ 42,513,375	Casualty, Excluding Workers' Compensation; Casualty, Including Workers' Compensation; Disability, Excluding Managed Care; Marine and Transportation; Property; Surety
11967	GENERAL STAR NATL INS CO	DE	9/10/1864	12/18/1922	\$ 205,182,092	\$ 139,027,381	\$ 3,829,089	Casualty, Excluding Workers' Compensation; Marine and Transportation; Property; Surety
11231	GENERALI US BRANCH	NY	12/23/1952	11/30/1990	\$ 454,776,342	\$ 130,178,924	\$ 5,243,803	Casualty, Excluding Workers' Compensation; Disability, Excluding Managed Care; Marine and Transportation; Property; Surety
38962	GENESIS INS CO	DE	4/6/1976	12/30/1987	\$ 160,856,160	\$ 85,164,513	\$ 209,737	Casualty, Including Workers' Compensation; Disability, Excluding Managed Care; Marine and Transportation; Property; Surety
10799	GEOVERA INS CO	CA	3/24/1997	4/19/2005	\$ 142,241,763	\$ 37,406,466	\$ 8,941,095	Casualty, Excluding Workers' Compensation; Marine and Transportation; Property; Surety
12254	GLENCAR INS CO	WI	1/20/1956	9/25/2019	\$ 213,221,039	\$ 63,305,606	\$ (5,028,158)	Casualty, Including Workers' Compensation; Marine and Transportation; Property
21032	GLOBAL REINS CORP OF AMER	NY	8/7/1940	8/28/1984	\$ 156,936,530	\$ 77,469,640	\$ (3,830,225)	Casualty, Excluding Workers' Compensation; Casualty, Including Workers' Compensation; Marine and Transportation; Property; Surety
22063	GOVERNMENT EMPLOYEES INS CO	NE	11/30/1937	8/22/1955	\$ 43,520,949,841	\$ 28,277,502,257	\$ 1,436,878,777	Casualty, Excluding Workers' Compensation; Disability, Excluding Managed Care; Marine and Transportation; Property; Surety

COCODE	COMPANY NAME	STATE OF DOMICILE	INCORPORATED DATE	IDAHO LICENSED DATE	TOTAL ASSETS	CAPITAL AND SURPLUS	NET INCOME	LINE(S) OF BUSINESS
22101	GRANGE INS ASSN	WA	8/6/1931	5/22/1953	\$ 333,988,352	\$ 135,022,873	\$ 5,314,479	Casualty, Excluding Workers' Compensation; Marine and Transportation; Property; Surety
26310	GRANITE RE INC	MN	11/13/1986	3/13/2009	\$ 146,699,935	\$ 53,769,964	\$ 4,315,797	Casualty, Excluding Workers' Compensation; Property; Surety
23809	GRANITE STATE INS CO	IL	1/27/1865	2/10/1928	\$ 35,772,547	\$ 34,153,244	\$ 305,017	Casualty, Including Workers' Compensation; Disability, Excluding Managed Care; Marine and Transportation; Property; Surety
22128	GRANWEST PROP & CAS	WA	4/2/1959	11/5/1959	\$ 25,997,179	\$ 22,984,810	\$ 442,055	Casualty, Excluding Workers' Compensation; Marine and Transportation; Property
16415	GRAPH INS GRP RRG LLC	VT	8/31/2018	5/6/2022	\$ 129,374,122	\$ 7,191,819	\$ 489,133	Risk Retention Group
36307	GRAY INS CO	LA	11/18/1977	12/14/1999	\$ 427,428,979	\$ 183,956,054	\$ 12,750,298	Casualty, Including Workers' Compensation; Marine and Transportation; Property; Surety
26832	GREAT AMER ALLIANCE INS CO	OH	9/11/1945	4/16/1975	\$ 29,978,469	\$ 29,974,511	\$ 728,855	Casualty, Excluding Workers' Compensation; Casualty, Including Workers' Compensation; Disability, Excluding Managed Care; Marine and Transportation; Property; Surety
26344	GREAT AMER ASSUR CO	OH	3/23/1905	5/11/1973	\$ 24,985,514	\$ 24,974,104	\$ 545,038	Casualty, Including Workers' Compensation; Marine and Transportation; Property; Surety
16691	GREAT AMER INS CO	OH	3/7/1872	9/30/1976	\$ 11,931,369,672	\$ 3,160,003,527	\$ 688,878,768	Casualty, Including Workers' Compensation; Disability, Excluding Managed Care; Marine and Transportation; Property; Surety
22136	GREAT AMER INS CO OF NY	NY	8/22/1947	4/1/1948	\$ 250,444,936	\$ 250,336,850	\$ 5,353,750	Casualty, Excluding Workers' Compensation; Casualty, Including Workers' Compensation; Marine and Transportation; Property; Surety
31135	GREAT AMER SECURITY INS CO	OH	7/1/1987	3/18/1991	\$ 16,162,981	\$ 16,143,552	\$ 253,730	Casualty, Excluding Workers' Compensation; Casualty, Including Workers' Compensation; Marine and Transportation; Property; Surety
33723	GREAT AMER SPIRIT INS CO	OH	4/5/1988	9/17/1991	\$ 18,711,153	\$ 18,695,853	\$ 379,668	Casualty, Excluding Workers' Compensation; Casualty, Including Workers' Compensation; Disability, Excluding Managed Care; Marine and Transportation; Property; Surety
25224	GREAT DIVIDE INS CO	ND	4/29/1986	9/26/1994	\$ 251,382,615	\$ 114,559,908	\$ 1,504,875	Casualty, Excluding Workers' Compensation; Casualty, Including Workers' Compensation; Disability, Excluding Managed Care; Marine and Transportation; Property; Surety
18694	GREAT MIDWEST INS CO	TX	10/5/1985	9/1/1999	\$ 416,819,947	\$ 259,311,101	\$ 14,090,658	Casualty, Excluding Workers' Compensation; Casualty, Including Workers' Compensation; Disability, Excluding Managed Care; Marine and Transportation; Property; Surety
20303	GREAT NORTHERN INS CO	IN	6/26/1952	9/4/1969	\$ 607,458,987	\$ 422,404,702	\$ 7,786,267	Casualty, Including Workers' Compensation; Marine and Transportation; Property; Surety
26654	GREAT NORTHWEST INS CO	MN	9/15/1986	12/8/2006	\$ 23,280,066	\$ 9,818,100	\$ 385,940	Casualty, Excluding Workers' Compensation; Marine and Transportation; Property
12982	GREAT PLAINS CAS INC	IA	6/22/2007	6/25/2021	\$ 33,297,962	\$ 30,001,472	\$ 2,139,635	Casualty, Excluding Workers' Compensation; Property
11371	GREAT WEST CAS CO	NE	3/22/1956	1/14/1965	\$ 2,703,561,912	\$ 843,241,865	\$ 160,231,772	Casualty, Including Workers' Compensation; Marine and Transportation; Property; Surety
22187	GREATER NY MUT INS CO	NY	8/29/1927	12/24/1963	\$ 2,037,456,585	\$ 657,340,734	\$ 26,310,805	Casualty, Including Workers' Compensation; Marine and Transportation; Property; Surety

COCODE	COMPANY NAME	STATE OF DOMICILE	INCORPORATED DATE	IDAHO LICENSED DATE	TOTAL ASSETS	CAPITAL AND SURPLUS	NET INCOME	LINE(S) OF BUSINESS
22322	GREENWICH INS CO	DE	2/18/1946	8/25/1955	\$ 14,046,067,554	\$ 3,658,674,905	\$ 363,225,515	Casualty, Including Workers' Compensation; Disability, Excluding Managed Care; Marine and Transportation; Property; Surety
43974	GREENWOOD INS CO	PA	11/10/1980	1/1/1981	\$ 11,435,891	\$ 8,726,430	\$ (179,032)	Casualty, Excluding Workers' Compensation; Disability, Excluding Managed Care; Marine and Transportation; Property; Surety
10019	GREYSTONE INS CO	CT	10/19/1993	7/16/1996	\$ 115,484,617	\$ 106,388,020	\$ 56,588,279	Casualty, Including Workers' Compensation; Disability, Excluding Managed Care; Marine and Transportation; Property; Surety
36650	GUARANTEE CO OF N AMER USA	MI	1/23/1990	10/1/1999	\$ 19,802,936	\$ 19,745,106	\$ 964,839	Surety
42331	GUIDEONE AMER INS CO	IA	4/8/1983	12/23/1999	\$ 17,590,903	\$ 15,422,325	\$ 218,363	Casualty, Excluding Workers' Compensation; Marine and Transportation; Property; Surety
42803	GUIDEONE ELITE INS CO	IA	7/19/1983	6/16/1988	\$ 30,821,856	\$ 27,755,337	\$ 407,649	Casualty, Excluding Workers' Compensation; Casualty, Including Workers' Compensation; Marine and Transportation; Property; Surety
15032	GUIDEONE INS CO	IA	12/26/1946	7/21/1954	\$ 1,419,965,911	\$ 389,435,677	\$ (23,927,474)	Casualty, Including Workers' Compensation; Disability, Excluding Managed Care; Marine and Transportation; Property; Surety
14559	GUIDEONE SPECIALTY INS CO	IA	7/10/1948	11/6/1958	\$ 291,736,976	\$ 74,230,002	\$ (5,718,727)	Casualty, Excluding Workers' Compensation; Marine and Transportation; Property; Surety
34037	HALLMARK INS CO	AZ	6/20/1988	7/24/1992	\$ 310,153,311	\$ 77,257,125	\$ (10,368,181)	Casualty, Excluding Workers' Compensation; Marine and Transportation; Property; Surety
36064	HANOVER AMER INS CO	NH	6/8/1989	7/5/1996	\$ 38,634,329	\$ 38,627,227	\$ 898,781	Casualty, Excluding Workers' Compensation; Casualty, Including Workers' Compensation; Marine and Transportation; Property; Surety
22292	HANOVER INS CO	NH	10/5/1972	1/1/1973	\$ 10,313,759,982	\$ 2,682,563,108	\$ 230,810,199	Casualty, Including Workers' Compensation; Disability, Excluding Managed Care; Marine and Transportation; Property; Surety
26433	HARCO NATL INS CO	IL	11/17/1954	12/1/1994	\$ 1,370,736,999	\$ 736,875,407	\$ 23,597,505	Casualty, Including Workers' Compensation; Marine and Transportation; Property; Surety
23582	HARLEYSVILLE INS CO	OH	6/9/1930	8/18/1987	\$ 136,461,128	\$ 49,706,847	\$ 946,461	Casualty, Excluding Workers' Compensation; Marine and Transportation; Property; Surety
22357	HARTFORD ACCIDENT & IND CO	CT	8/12/1913	7/18/1919	\$ 13,078,174,633	\$ 3,241,983,951	\$ 653,081,987	Casualty, Including Workers' Compensation; Disability, Excluding Managed Care; Marine and Transportation; Property; Surety
29424	HARTFORD CAS INS CO	IN	3/5/1987	7/1/1987	\$ 2,540,940,888	\$ 907,442,553	\$ 103,592,703	Casualty, Including Workers' Compensation; Disability, Excluding Managed Care; Marine and Transportation; Property; Surety
19682	HARTFORD FIRE INS CO	CT	5/1/1810	7/29/1919	\$ 25,937,774,811	\$ 11,643,572,780	\$ 1,463,678,387	Casualty, Including Workers' Compensation; Disability, Excluding Managed Care; Marine and Transportation; Property; Surety
37478	HARTFORD INS CO OF THE MIDWEST	IN	9/11/1979	12/8/1983	\$ 624,988,344	\$ 475,623,257	\$ 19,565,388	Casualty, Including Workers' Compensation; Marine and Transportation; Property; Surety
11452	HARTFORD STEAM BOIL INSPEC & INS CO	CT	6/30/1866	4/1/1906	\$ 2,125,515,157	\$ 797,957,894	\$ 172,077,748	Casualty, Excluding Workers' Compensation; Marine and Transportation; Property
29890	HARTFORD STEAM BOIL INSPEC INS CO CT	CT	7/22/1988	6/11/2002	\$ 15,454,340	\$ 13,198,396	\$ (26,866)	Casualty, Excluding Workers' Compensation; Marine and Transportation; Property
30104	HARTFORD UNDERWRITERS INS CO	CT	12/23/1987	7/1/1988	\$ 1,799,056,109	\$ 601,625,371	\$ 73,589,703	Casualty, Including Workers' Compensation; Marine and Transportation; Property; Surety

COCODE	COMPANY NAME	STATE OF DOMICILE	INCORPORATED DATE	IDAHO LICENSED DATE	TOTAL ASSETS	CAPITAL AND SURPLUS	NET INCOME	LINE(S) OF BUSINESS
41343	HDI GLOBAL INS CO	IL	3/2/2007	11/6/2008	\$ 786,270,171	\$ 271,059,207	\$ 44,934,359	Casualty, Excluding Workers' Compensation; Casualty, Including Workers' Compensation; Marine and Transportation; Property; Surety
39527	HERITAGE IND CO	CA	1/25/1979	5/21/1987	\$ 20,024,271	\$ 20,061,037	\$ 324,065	Casualty, Excluding Workers' Compensation; Disability, Excluding Managed Care; Marine and Transportation; Property
35599	HIGHMARK CAS INS CO	PA	6/22/1977	10/14/1997	\$ 337,470,772	\$ 232,441,835	\$ 24,226,689	Casualty, Excluding Workers' Compensation
10200	HISCOX INS CO INC	IL	11/26/1952	10/17/1985	\$ 1,458,861,470	\$ 380,056,863	\$ 29,526,267	Casualty, Excluding Workers' Compensation; Disability, Excluding Managed Care; Marine and Transportation; Property; Surety
17221	HOMESITE INS CO	WI	4/3/1985	9/12/1988	\$ 270,119,545	\$ 78,721,200	\$ 118,063	Casualty, Excluding Workers' Compensation; Disability, Excluding Managed Care; Marine and Transportation; Property; Surety
13927	HOMESITE INS CO OF THE MIDWEST	WI	10/9/1969	8/28/2015	\$ 633,681,077	\$ 104,651,424	\$ 512,178	Casualty, Excluding Workers' Compensation; Disability, Excluding Managed Care; Marine and Transportation; Property; Surety
22578	HORACE MANN INS CO	IL	9/23/1963	12/16/1978	\$ 455,997,417	\$ 151,078,111	\$ (17,503,167)	Casualty, Excluding Workers' Compensation; Marine and Transportation; Property; Surety
22756	HORACE MANN PROP & CAS INS CO	IL	3/25/1965	5/26/1988	\$ 280,049,463	\$ 97,251,678	\$ (10,514,427)	Casualty, Excluding Workers' Compensation; Property
10069	HOUSING AUTHORITY PROP A MUT CO	VT	3/20/1987	12/20/2005	\$ 271,093,018	\$ 179,960,883	\$ 19,111,083	Casualty, Excluding Workers' Compensation; Marine and Transportation; Property; Surety
11206	HOUSING ENTERPRISE INS CO INC	VT	8/15/2000	9/23/2009	\$ 143,589,957	\$ 55,263,373	\$ 2,516,315	Casualty, Excluding Workers' Compensation; Marine and Transportation; Property; Surety
16759	HOXBIDGE INS CO INC RRG	HI	2/24/2020	2/28/2022	\$ 22,155,299	\$ 2,817,746	\$ (1,019,719)	Risk Retention Group
25054	HUDSON INS CO	DE	1/16/1918	10/15/1991	\$ 2,354,713,624	\$ 605,366,853	\$ 149,020,372	Casualty, Including Workers' Compensation; Disability, Excluding Managed Care; Marine and Transportation; Property; Surety
36480	IDAHO COUNTIES RISK MGMT PROGRAM	ID	11/29/1985	2/1/1986	\$ 81,303,159	\$ 16,609,314	\$ (4,800,051)	Casualty, Excluding Workers' Compensation; Property
36129	IDAHO STATE INS FUND	ID	12/31/1917	1/1/1918	\$ 1,179,654,656	\$ 352,347,057	\$ 29,767,763	Casualty - Worker's Compensation Only
35246	ILLINOIS INS CO	NM	10/21/1988	10/16/1995	\$ 67,943,333	\$ 13,223,622	\$ 536,003	Casualty, Including Workers' Compensation; Disability, Excluding Managed Care; Surety
23817	ILLINOIS NATL INS CO	IL	10/5/1933	6/12/1992	\$ 53,951,682	\$ 43,037,187	\$ 892,966	Casualty, Including Workers' Compensation; Marine and Transportation; Property; Surety
35408	IMPERIUM INS CO	TX	11/18/1977	12/20/1991	\$ 673,735,766	\$ 272,413,180	\$ 25,394,258	Casualty, Including Workers' Compensation; Disability, Excluding Managed Care; Marine and Transportation; Property; Surety
11090	INCLINE CAS CO	TX	4/4/1983	8/27/2021	\$ 228,869,405	\$ 74,729,373	\$ 6,767,330	Casualty, Excluding Workers' Compensation; Marine and Transportation; Property
19269	INCLINE NATL INS CO	CA	10/28/1974	6/15/1979	\$ 30,063,286	\$ 21,351,412	\$ 195,722	Casualty, Excluding Workers' Compensation; Casualty, Including Workers' Compensation; Marine and Transportation; Property; Surety
43575	INDEMNITY INS CO OF NORTH AMER	PA	9/26/1977	12/27/1984	\$ 343,330,107	\$ 166,101,567	\$ 2,739,276	Casualty, Including Workers' Compensation; Marine and Transportation; Property; Surety
18468	INDEMNITY NATL INS CO	MS	12/2/1993	3/4/2022	\$ 299,531,794	\$ 100,514,605	\$ 18,497,876	Casualty, Excluding Workers' Compensation; Marine and Transportation; Surety

COCODE	COMPANY NAME	STATE OF DOMICILE	INCORPORATED DATE	IDAHO LICENSED DATE	TOTAL ASSETS	CAPITAL AND SURPLUS	NET INCOME	LINE(S) OF BUSINESS
26581	INDEPENDENCE AMER INS CO	DE	2/26/1973	5/8/2001	\$ 196,795,959	\$ 105,174,592	\$ 937,908	Casualty, Excluding Workers' Compensation; Disability, Excluding Managed Care; Marine and Transportation; Property
14265	INDIANA LUMBERMENS INS CO	IN	3/19/1897	10/24/1980	\$ 56,356,557	\$ 10,943,809	\$ 490,442	Casualty, Excluding Workers' Compensation; Casualty, Including Workers' Compensation; Marine and Transportation; Property; Surety
22268	INFINITY INS CO	IN	8/28/1978	11/17/1981	\$ 1,260,147,948	\$ 134,878,208	\$ 11,982,721	Casualty, Excluding Workers' Compensation; Marine and Transportation; Property; Surety
22713	INSURANCE CO OF N AMER	PA	4/14/1794	8/7/1956	\$ 136,637,873	\$ 83,741,639	\$ (39,447,542)	Casualty, Including Workers' Compensation; Disability, Excluding Managed Care; Marine and Transportation; Property; Surety
19429	INSURANCE CO OF THE STATE OF PA	IL	4/18/1794	4/13/1918	\$ 131,943,255	\$ 40,406,439	\$ (301,806)	Casualty, Including Workers' Compensation; Disability, Excluding Managed Care; Marine and Transportation; Property; Surety
27847	INSURANCE CO OF THE WEST	CA	3/1/1972	8/16/1988	\$ 4,526,955,225	\$ 1,486,847,261	\$ 46,451,120	Casualty, Including Workers' Compensation; Marine and Transportation; Property; Surety
22772	INTEGON IND CORP	NC	12/16/1946	9/28/1979	\$ 506,050,478	\$ 95,043,711	\$ 14,471	Casualty, Excluding Workers' Compensation; Marine and Transportation; Property; Surety
29742	INTEGON NATL INS CO	NC	12/16/1987	12/31/1988	\$ 3,166,027,388	\$ 770,699,996	\$ (29,555,679)	Casualty, Excluding Workers' Compensation; Marine and Transportation; Property; Surety
11592	INTERNATIONAL FIDELITY INS CO	NJ	12/27/1904	9/19/1975	\$ 149,320,607	\$ 82,159,858	\$ 19,672,188	Surety
10749	INTREPID INS CO	IA	8/19/1997	6/8/2005	\$ 85,884,249	\$ 31,922,923	\$ 407,201	Casualty, Excluding Workers' Compensation; Casualty, Including Workers' Compensation; Marine and Transportation; Property; Surety
36153	INVERIN INS CO	IL	1/3/1990	2/11/1991	\$ 7,751,203	\$ 7,662,276	\$ (75,468)	Casualty, Excluding Workers' Compensation; Marine and Transportation
23647	IRONSHORE IND INC	IL	8/1/1919	10/22/1974	\$ 202,635,805	\$ 106,402,439	\$ 2,586,262	Casualty, Excluding Workers' Compensation; Casualty, Including Workers' Compensation; Disability, Excluding Managed Care; Marine and Transportation; Property; Surety
32921	ISMIE MUT INS CO	IL	3/18/1976	8/24/2018	\$ 1,444,336,014	\$ 633,647,006	\$ (17,104,596)	Casualty, Excluding Workers' Compensation
11630	JEFFERSON INS CO	NY	3/15/1950	11/13/1956	\$ 807,446,232	\$ 415,218,025	\$ 62,961,385	Casualty, Excluding Workers' Compensation; Marine and Transportation; Property
14354	JEWELERS MUT INS CO S I	WI	3/12/1913	7/28/1972	\$ 642,938,152	\$ 367,174,620	\$ 32,912,856	Casualty, Excluding Workers' Compensation; Marine and Transportation; Property; Surety
16116	JM SPECIALTY INS CO	WI	1/3/2017	6/25/2018	\$ 17,071,544	\$ 16,733,184	\$ 91,554	Casualty, Excluding Workers' Compensation; Marine and Transportation; Property; Surety
39004	KEMPER FINANCIAL IND CO	IL	6/20/1980	12/8/1999	\$ 8,143,689	\$ 8,142,020	\$ 152,431	Casualty, Excluding Workers' Compensation; Marine and Transportation; Property; Surety
10885	KEY RISK INS CO	IA	12/10/1997	3/1/2011	\$ 76,097,763	\$ 34,805,155	\$ 526,193	Casualty, Including Workers' Compensation; Marine and Transportation; Property; Surety
33987	KIN INTERINSURANCE NEXUS	AZ	6/17/1986	12/9/1997	\$ 15,911,916	\$ 15,197,269	\$ (385,389)	Casualty, Excluding Workers' Compensation; Marine and Transportation; Property; Surety
13722	KNIGHTBROOK INS CO	DE	12/17/1934	5/18/2011	\$ 253,030,474	\$ 140,908,243	\$ 10,757,682	Casualty, Excluding Workers' Compensation; Marine and Transportation; Property
26077	LANCER INS CO	IL	4/27/1945	11/13/1956	\$ 686,442,085	\$ 215,556,881	\$ 25,675,890	Casualty, Including Workers' Compensation; Marine and Transportation; Property; Surety
37109	LANDCAR CAS CO	UT	10/3/1989	5/2/1997	\$ 88,558,648	\$ 46,598,767	\$ 12,217,369	Casualty, Excluding Workers' Compensation
37940	LEXINGTON NATL INS CORP	FL	10/23/1989	9/30/2003	\$ 109,328,131	\$ 17,194,927	\$ 1,208,030	Casualty, Excluding Workers' Compensation; Surety

COCODE	COMPANY NAME	STATE OF DOMICILE	INCORPORATED DATE	IDAHO LICENSED DATE	TOTAL ASSETS	CAPITAL AND SURPLUS	NET INCOME	LINE(S) OF BUSINESS
13307	LEXON INS CO	TX	3/16/1984	9/24/1999	\$ 397,183,267	\$ 61,625,246	\$ (1,275,318)	Casualty, Excluding Workers' Compensation; Disability, Excluding Managed Care; Marine and Transportation; Property; Surety
42404	LIBERTY INS CORP	IL	10/21/1988	12/15/1988	\$ 226,138,508	\$ 204,798,185	\$ 4,220,841	Casualty, Including Workers' Compensation; Marine and Transportation; Property; Surety
19917	LIBERTY INS UNDERWRITERS INC	IL	11/17/1978	8/13/1981	\$ 356,786,001	\$ 118,325,916	\$ 3,712,571	Casualty, Excluding Workers' Compensation; Disability, Excluding Managed Care; Marine and Transportation; Property; Surety
23035	LIBERTY MUT FIRE INS CO	WI	10/31/1908	4/1/1936	\$ 8,396,779,473	\$ 1,685,243,029	\$ (30,889,182)	Casualty, Including Workers' Compensation; Marine and Transportation; Property; Surety
23043	LIBERTY MUT INS CO	MA	1/1/1912	8/28/1935	\$ 69,850,735,943	\$ 21,990,465,553	\$ 176,938,499	Casualty, Including Workers' Compensation; Disability, Excluding Managed Care; Marine and Transportation; Property; Surety
12484	LIBERTY MUT PERSONAL INS CO	NH	11/9/1920	8/19/2019	\$ 23,630,937	\$ 15,786,216	\$ 244,309	Casualty, Excluding Workers' Compensation; Marine and Transportation; Property
41939	LIBERTY NORTHWEST INS CORP	OR	1/21/1983	10/28/1983	\$ 59,189,661	\$ 58,575,312	\$ 188,581	Casualty, Including Workers' Compensation; Disability, Excluding Managed Care; Marine and Transportation; Property; Surety
40550	LIO INS CO	AZ	8/21/1978	5/27/1981	\$ 89,452,125	\$ 60,866,490	\$ (9,627,212)	Casualty, Excluding Workers' Compensation; Marine and Transportation; Property; Surety
36447	LM GEN INS CO	IL	11/17/1978	8/13/1981	\$ 35,784,238	\$ 15,736,874	\$ 194,987	Casualty, Excluding Workers' Compensation; Disability, Excluding Managed Care; Marine and Transportation; Property; Surety
33600	LM INS CORP	IL	6/16/1989	5/23/1991	\$ 131,834,186	\$ 120,224,946	\$ 2,506,964	Casualty, Including Workers' Compensation; Disability, Excluding Managed Care; Marine and Transportation; Property; Surety
32352	LM PROP & CAS INS CO	IN	1/2/1975	10/20/1975	\$ 58,531,247	\$ 39,395,982	\$ 596,126	Casualty, Excluding Workers' Compensation; Disability, Excluding Managed Care; Marine and Transportation; Property; Surety
16921	LOXDON INS CO INC RRG	AL	10/7/2020	3/28/2022	\$ 9,528,781	\$ 2,774,404	\$ 306,802	Risk Retention Group
10051	LYNDON SOUTHERN INS CO	DE	9/16/1996	7/5/2005	\$ 816,932,427	\$ 170,812,552	\$ 6,306,669	Casualty, Excluding Workers' Compensation; Disability, Excluding Managed Care; Marine and Transportation; Property; Surety
42617	MAG MUT INS CO	GA	8/19/1981	12/18/2019	\$ 2,398,854,234	\$ 955,909,838	\$ 21,459,855	Casualty, Including Workers' Compensation; Property; Surety
13026	MAIN STREET AMER PROTECTION INS CO	FL	6/28/2007	4/5/2018	\$ 46,967,148	\$ 24,199,726	\$ (203,482)	Casualty, Excluding Workers' Compensation; Marine and Transportation; Property
36897	MANUFACTURERS ALLIANCE INS CO	PA	1/11/1979	5/1/2002	\$ 296,462,075	\$ 78,149,437	\$ 4,097,367	Casualty, Including Workers' Compensation; Disability, Excluding Managed Care; Marine and Transportation; Property; Surety
23876	MAPFRE INS CO	NJ	2/21/1985	1/16/1992	\$ 80,457,560	\$ 23,888,963	\$ (2,941,277)	Casualty, Excluding Workers' Compensation; Marine and Transportation; Property; Surety
28932	MARKEL AMER INS CO	VA	10/15/1986	11/26/1991	\$ 1,762,219,559	\$ 521,610,021	\$ 131,998,184	Casualty, Excluding Workers' Compensation; Casualty, Including Workers' Compensation; Marine and Transportation; Property; Surety
38970	MARKEL INS CO	IL	11/26/1980	11/1/1984	\$ 4,675,640,974	\$ 2,282,950,895	\$ 110,776,452	Casualty, Including Workers' Compensation; Disability, Excluding Managed Care; Marine and Transportation; Property; Surety

COCODE	COMPANY NAME	STATE OF DOMICILE	INCORPORATED DATE	IDAHO LICENSED DATE	TOTAL ASSETS	CAPITAL AND SURPLUS	NET INCOME	LINE(S) OF BUSINESS
22306	MASSACHUSETTS BAY INS CO	NH	12/20/1994	10/1/2011	\$ 79,252,841	\$ 79,193,691	\$ 1,497,368	Casualty, Including Workers' Compensation; Marine and Transportation; Property; Surety
10784	MAXUM CAS INS CO	CT	11/25/1996	6/30/2005	\$ 21,951,555	\$ 19,199,658	\$ 103,606	Casualty, Excluding Workers' Compensation; Marine and Transportation; Property; Surety
12041	MBIA INS CORP	NY	3/23/1967	6/9/1972	\$ 241,803,484	\$ 163,932,325	\$ 45,619,440	Surety
32433	MEDICAL INS EXCH OF CA	CA	7/11/1975	9/1/1976	\$ 419,184,119	\$ 193,410,576	\$ 566,560	Casualty, Excluding Workers' Compensation; Disability, Excluding Managed Care
11843	MEDICAL PROTECTIVE CO	IN	12/2/1909	12/6/1994	\$ 4,811,367,825	\$ 2,871,948,345	\$ 321,032,938	Casualty, Excluding Workers' Compensation
12754	MEDICUS INS CO	TX	9/28/2006	3/6/2012	\$ 7,963,376	\$ 6,257,193	\$ 124,094	Casualty, Excluding Workers' Compensation
22241	MEDMARC CAS INS CO	VT	7/26/1950	12/31/1979	\$ 156,069,856	\$ 61,372,361	\$ 5,670,042	Casualty, Excluding Workers' Compensation; Marine and Transportation; Property; Surety
14164	MEMIC CAS CO	NH	12/12/2011	12/21/2020	\$ 172,805,593	\$ 34,192,609	\$ (5,867,115)	Casualty, Including Workers' Compensation
11030	MEMIC IND CO	NH	2/24/2000	7/1/2006	\$ 610,668,537	\$ 177,338,846	\$ (11,966,888)	Casualty, Including Workers' Compensation
33650	MENDOTA INS CO	TN	5/1/1989	3/31/1995	\$ 86,438,130	\$ 13,612,091	\$ (2,409,582)	Casualty, Excluding Workers' Compensation; Marine and Transportation; Property
31968	MERASTAR INS CO	IL	8/14/1974	8/18/1981	\$ 101,993,050	\$ 17,191,455	\$ 41,465	Casualty, Excluding Workers' Compensation; Marine and Transportation; Property
14494	MERCHANTS BONDING CO A MUT	IA	12/31/1933	6/16/1988	\$ 381,789,579	\$ 241,908,057	\$ 22,412,375	Casualty, Excluding Workers' Compensation; Surety
11595	MERCHANTS NATL BONDING INC	IA	4/15/2003	9/25/2012	\$ 70,501,411	\$ 31,164,668	\$ 3,602,187	Casualty, Excluding Workers' Compensation; Surety
16187	METROMILE INS CO	DE	7/26/1971	10/27/1978	\$ 134,570,523	\$ 38,476,299	\$ (14,408,785)	Casualty, Excluding Workers' Compensation; Disability, Excluding Managed Care; Marine and Transportation; Property
39950	METROPOLITAN GEN INS CO	RI	6/30/1980	1/9/1986	\$ 129,130,048	\$ 59,037,474	\$ 14,700,674	Casualty, Excluding Workers' Compensation; Marine and Transportation; Property
40150	MGA INS CO INC	TX	5/22/1981	5/16/1988	\$ 310,911,201	\$ 95,820,399	\$ (18,454,813)	Casualty, Excluding Workers' Compensation; Marine and Transportation; Property; Surety
22594	MGIC ASSUR CORP GEN ACCOUNT	WI	9/27/1937	7/27/1998	\$ 286,325,160	\$ 266,321,506	\$ 5,510,876	Casualty, Excluding Workers' Compensation; Surety
18740	MGIC IND CORP	WI	11/15/1956	1/3/2001	\$ 171,721,775	\$ 113,636,875	\$ 7,191,450	Mortgage Guaranty
38660	MIC GEN INS CORP	MI	8/14/1980	7/13/1982	\$ 64,601,429	\$ 33,626,044	\$ 13,103	Casualty, Excluding Workers' Compensation; Disability, Excluding Managed Care; Marine and Transportation; Property; Surety
38601	MIC PROP & CAS INS CORP	MI	4/30/1980	7/13/1982	\$ 100,298,333	\$ 53,074,102	\$ 689,800	Casualty, Excluding Workers' Compensation; Casualty, Including Workers' Compensation; Marine and Transportation; Property; Surety
14508	MICHIGAN MILLERS MUT INS CO	MI	10/1/1881	4/1/1914	\$ 298,819,898	\$ 103,269,297	\$ 6,437,916	Casualty, Excluding Workers' Compensation; Casualty, Including Workers' Compensation; Marine and Transportation; Property; Surety
21687	MID CENTURY INS CO	CA	12/3/1949	12/21/1954	\$ 7,608,698,516	\$ 4,225,979,802	\$ (4,104,497)	Casualty, Including Workers' Compensation; Disability, Excluding Managed Care; Marine and Transportation; Property; Surety
15380	MID CONTINENT ASSUR CO	OH	8/13/1992	3/1/2006	\$ 20,820,709	\$ 20,800,963	\$ 472,876	Casualty, Excluding Workers' Compensation; Marine and Transportation; Property
23418	MID CONTINENT CAS CO	OH	2/26/1947	3/1/2006	\$ 612,895,647	\$ 250,973,323	\$ 18,493,605	Casualty, Excluding Workers' Compensation; Marine and Transportation; Property
23434	MIDDLESEX INS CO	WI	3/3/1826	9/1/2010	\$ 947,352,018	\$ 250,356,472	\$ 14,938,766	Casualty, Including Workers' Compensation; Marine and Transportation; Property; Surety

COCODE	COMPANY NAME	STATE OF DOMICILE	INCORPORATED DATE	IDAHO LICENSED DATE	TOTAL ASSETS	CAPITAL AND SURPLUS	NET INCOME	LINE(S) OF BUSINESS
27138	MIDVALE IND CO	WI	11/17/1970	11/3/1975	\$ 188,670,933	\$ 8,088,399	\$ (54,049)	Casualty, Excluding Workers' Compensation; Casualty, Including Workers' Compensation; Disability, Excluding Managed Care; Marine and Transportation; Property; Surety
13126	MIDWEST BUILDERS CAS MUT CO	KS	1/15/2008	12/7/2021	\$ 153,570,725	\$ 60,352,999	\$ (976,456)	Casualty, Including Workers' Compensation
23612	MIDWEST EMPLOYERS CAS CO	DE	3/21/1986	9/25/1989	\$ 167,302,941	\$ 125,295,384	\$ 3,248,676	Casualty, Including Workers' Compensation; Marine and Transportation; Property; Surety
16262	MIDWEST FAMILY ADVANTAGE INS CO	IA	11/20/2017	2/6/2020	\$ 15,743,046	\$ 13,176,505	\$ 1,262,114	Casualty, Including Workers' Compensation; Marine and Transportation; Property; Surety
23574	MIDWEST FAMILY MUT INS CO	IA	4/15/1891	6/1/2011	\$ 440,059,102	\$ 131,362,969	\$ (1,966,933)	Casualty, Including Workers' Compensation; Marine and Transportation; Property; Surety
41653	MILBANK INS CO	IA	10/21/1982	12/1/1982	\$ 240,767,522	\$ 159,905,192	\$ 22,779,069	Casualty, Excluding Workers' Compensation; Marine and Transportation; Property; Surety
26662	MILFORD CAS INS CO	DE	9/21/1973	11/1/2007	\$ 30,237,634	\$ 23,794,723	\$ 469,328	Casualty, Including Workers' Compensation; Marine and Transportation; Property; Surety
42234	MINNESOTA LAWYERS MUT INS CO	MN	5/28/1981	9/24/2003	\$ 231,619,544	\$ 143,957,019	\$ 5,696,563	Casualty, Excluding Workers' Compensation
20362	mitsui sumitomo ins co of amer	NY	3/29/2001	9/28/2001	\$ 2,059,961,651	\$ 1,269,608,380	\$ 24,342,493	Casualty, Including Workers' Compensation; Marine and Transportation; Property; Surety
22551	mitsui sumitomo ins usa inc	NY	1/28/1988	12/31/1988	\$ 154,593,821	\$ 51,458,301	\$ (2,682,671)	Casualty, Excluding Workers' Compensation; Casualty, Including Workers' Compensation; Marine and Transportation; Property; Surety
16942	MMIC INS INC	MN	10/10/1980	8/8/2013	\$ 677,431,666	\$ 297,256,944	\$ 11,288,232	Casualty, Excluding Workers' Compensation
14062	MMIC RRG INC	DC	5/5/2011	11/10/2022	\$ 10,090,341	\$ 1,537,894	\$ 457,525	Risk Retention Group
10675	MOBILITAS GEN INS CO	AZ	11/26/1996	6/22/2020	\$ 46,213,879	\$ 26,113,417	\$ 280,305	Casualty, Excluding Workers' Compensation
23540	MONTEREY INS CO	CA	7/7/1987	10/19/2006	\$ 113,587,996	\$ 32,709,498	\$ 2,540,724	Casualty, Excluding Workers' Compensation; Marine and Transportation; Property
29858	MORTGAGE GUAR INS CORP	WI	2/20/1979	12/26/1979	\$ 6,374,797,004	\$ 921,117,625	\$ 427,372,828	Mortgage Guaranty
13331	MOTORISTS COMMERCIAL MUT INS CO	OH	5/25/1899	9/23/1927	\$ 854,988,814	\$ 263,506,616	\$ 9,610,073	Casualty, Including Workers' Compensation; Disability, Excluding Managed Care; Marine and Transportation; Property; Surety
22012	MOTORS INS CORP	MI	10/23/1998	3/2/1940	\$ 2,244,867,455	\$ 1,007,156,879	\$ 95,598,018	Casualty, Excluding Workers' Compensation; Marine and Transportation; Property; Surety
10205	MOUNTAIN VALLEY IND CO	NY	2/2/1995	8/1/2009	\$ 26,464,860	\$ 23,030,596	\$ 112,623	Casualty, Excluding Workers' Compensation; Casualty, Including Workers' Compensation; Marine and Transportation; Property; Surety
10227	MUNICH REINS AMER INC	DE	3/15/1917	1/1/1978	\$ 21,615,095,291	\$ 4,725,418,067	\$ 534,937,340	Casualty, Including Workers' Compensation; Disability, Excluding Managed Care; Marine and Transportation; Property; Surety
14761	MUTUAL OF ENUMCLAW INS CO	OR	2/17/1898	6/19/1952	\$ 883,460,246	\$ 344,057,510	\$ (68,139,822)	Casualty, Excluding Workers' Compensation; Marine and Transportation; Property; Surety
11878	MUTUALAID EXCHANGE	KS	10/22/1957	3/1/2018	\$ 37,010,905	\$ 10,653,931	\$ (804,739)	Casualty, Excluding Workers' Compensation; Marine and Transportation; Property
23663	NATIONAL AMER INS CO	OK	4/11/1919	1/1/1996	\$ 362,160,822	\$ 95,211,172	\$ 31,858,119	Casualty, Including Workers' Compensation; Marine and Transportation; Property; Surety
23671	NATIONAL AMER INS CO OF CA	CA	10/10/1966	6/16/1987	\$ 17,047,820	\$ 5,824,155	\$ 218,219	Casualty, Including Workers' Compensation; Marine and Transportation; Property

COCODE	COMPANY NAME	STATE OF DOMICILE	INCORPORATED DATE	IDAHO LICENSED DATE	TOTAL ASSETS	CAPITAL AND SURPLUS	NET INCOME	LINE(S) OF BUSINESS
11991	NATIONAL CAS CO	OH	12/19/1904	6/24/1908	\$ 976,091,784	\$ 200,065,740	\$ (3,651,703)	Casualty, Excluding Workers' Compensation; Casualty, Including Workers' Compensation; Disability, Excluding Managed Care; Marine and Transportation; Property; Surety
10243	NATIONAL CONTINENTAL INS CO	NY	12/24/1897	12/23/1958	\$ 185,202,851	\$ 99,680,655	\$ 30,753,274	Casualty, Excluding Workers' Compensation; Marine and Transportation; Property
16217	NATIONAL FARMERS UNION PROP & CAS	NC	12/5/1984	10/27/1986	\$ 76,895,069	\$ 45,866,686	\$ 29,060	Casualty, Including Workers' Compensation; Disability, Excluding Managed Care; Marine and Transportation; Property; Surety
20478	NATIONAL FIRE INS CO OF HARTFORD	IL	6/4/1869	5/1/1893	\$ 82,415,711	\$ 82,339,837	\$ 2,931,757	Casualty, Including Workers' Compensation; Disability, Excluding Managed Care; Marine and Transportation; Property; Surety
42447	NATIONAL GEN ASSUR CO	MO	6/2/1983	1/2/1996	\$ 34,862,982	\$ 17,889,023	\$ 116,195	Casualty, Excluding Workers' Compensation; Marine and Transportation; Property
23728	NATIONAL GEN INS CO	MO	11/2/1966	8/18/1969	\$ 67,853,917	\$ 27,279,232	\$ 115,917	Casualty, Excluding Workers' Compensation; Property
11044	NATIONAL GENERAL INS ONLINE INC	MO	4/6/2000	2/23/2004	\$ 16,351,447	\$ 12,327,495	\$ 43,145	Casualty, Excluding Workers' Compensation; Marine and Transportation; Property
20087	NATIONAL IND CO	NE	4/26/1940	5/17/1949	\$ 348,111,929,816	\$ 207,276,467,875	\$ 9,184,817,276	Casualty, Including Workers' Compensation; Disability, Excluding Managed Care; Marine and Transportation; Property; Surety
27944	NATIONAL INS ASSN	IN	11/15/1972	4/8/1988	\$ 15,131,906	\$ 14,868,065	\$ 259,958	Casualty, Excluding Workers' Compensation
32620	NATIONAL INTERSTATE INS CO	OH	2/10/1989	10/27/1992	\$ 1,685,575,187	\$ 433,349,583	\$ 40,981,693	Casualty, Including Workers' Compensation; Marine and Transportation; Property
20052	NATIONAL LIAB & FIRE INS CO	CT	4/23/1957	1/23/1990	\$ 4,228,307,473	\$ 1,486,985,214	\$ 96,083,032	Casualty, Including Workers' Compensation; Marine and Transportation; Property; Surety
13695	NATIONAL MORTGAGE INS CORP	WI	6/30/2009	3/11/2013	\$ 2,572,197,181	\$ 980,224,731	\$ 107,418,361	Mortgage Guaranty
23825	NATIONAL PUBLIC FINANCE GUAR CORP	NY	12/28/1959	5/21/1984	\$ 2,139,471,310	\$ 1,544,757,786	\$ 75,288,604	Casualty, Excluding Workers' Compensation; Property; Surety
22608	NATIONAL SPECIALTY INS CO	TX	11/30/1960	8/3/2004	\$ 150,390,753	\$ 72,559,993	\$ 5,075,911	Casualty, Excluding Workers' Compensation; Casualty, Including Workers' Compensation; Marine and Transportation; Property; Surety
15474	NATIONAL SUMMIT INS CO	TX	8/1/1948	6/1/2022	\$ 159,778,887	\$ 57,889,892	\$ (4,974,352)	Casualty, Including Workers' Compensation; Marine and Transportation; Property; Surety
21881	NATIONAL SURETY CORP	IL	9/3/1970	5/5/1972	\$ 111,721,559	\$ 82,508,524	\$ 2,099,269	Casualty, Including Workers' Compensation; Disability, Excluding Managed Care; Marine and Transportation; Property; Surety
19445	NATIONAL UNION FIRE INS CO OF PITTSB	PA	2/14/1901	5/5/1904	\$ 21,476,902,686	\$ 5,462,820,749	\$ 821,730,389	Casualty, Including Workers' Compensation; Disability, Excluding Managed Care; Marine and Transportation; Property; Surety
26093	NATIONWIDE AFFINITY CO OF AMER	OH	5/2/1924	10/3/1946	\$ 110,374,562	\$ 9,155,601	\$ 449,564	Casualty, Including Workers' Compensation; Disability, Excluding Managed Care; Marine and Transportation; Property; Surety
28223	NATIONWIDE AGRIBUSINESS INS CO	IA	12/10/1973	10/23/1990	\$ 1,612,180,193	\$ 196,466,810	\$ (20,622,454)	Casualty, Including Workers' Compensation; Marine and Transportation; Property; Surety
10723	NATIONWIDE ASSUR CO	OH	2/13/1942	10/10/2018	\$ 198,124,324	\$ 37,633,101	\$ 746,740	Casualty, Excluding Workers' Compensation; Casualty, Including Workers' Compensation; Property
23760	NATIONWIDE GEN INS CO	OH	8/22/1957	10/1/1997	\$ 1,244,739,375	\$ 267,814,633	\$ (2,173,283)	Casualty, Excluding Workers' Compensation; Casualty, Including Workers' Compensation; Property

COCODE	COMPANY NAME	STATE OF DOMICILE	INCORPORATED DATE	IDAHO LICENSED DATE	TOTAL ASSETS	CAPITAL AND SURPLUS	NET INCOME	LINE(S) OF BUSINESS
25453	NATIONWIDE INS CO OF AMER	OH	6/30/1960	4/1/1961	\$ 1,128,584,070	\$ 233,718,969	\$ (5,493,025)	Casualty, Excluding Workers' Compensation; Casualty, Including Workers' Compensation; Marine and Transportation; Property
23779	NATIONWIDE MUT FIRE INS CO	OH	12/27/1933	10/11/1955	\$ 9,456,200,123	\$ 2,737,374,080	\$ (96,582,873)	Casualty, Including Workers' Compensation; Marine and Transportation; Property; Surety
23787	NATIONWIDE MUT INS CO	OH	12/6/1925	10/11/1955	\$ 42,176,566,684	\$ 16,171,997,344	\$ (293,823,311)	Casualty, Including Workers' Compensation; Marine and Transportation; Property; Surety
37877	NATIONWIDE PROP & CAS INS CO	OH	11/9/1979	12/30/1987	\$ 490,156,702	\$ 33,671,977	\$ 1,740,130	Casualty, Including Workers' Compensation; Marine and Transportation; Property; Surety
25240	NAU COUNTRY INS CO	MN	12/31/1985	11/30/2005	\$ 1,408,382,071	\$ 299,035,128	\$ 19,225,903	Casualty, Excluding Workers' Compensation; Marine and Transportation; Property
42307	NAVIGATORS INS CO	NY	7/16/1981	3/7/1994	\$ 5,900,146,117	\$ 1,582,154,204	\$ 111,815,637	Casualty, Excluding Workers' Compensation; Disability, Excluding Managed Care; Marine and Transportation; Property; Surety
15865	NCMIC INS CO	IA	1/1/1946	4/7/1977	\$ 871,232,494	\$ 346,415,558	\$ 18,819,152	Casualty, Excluding Workers' Compensation; Marine and Transportation; Property; Surety
24171	NETHERLANDS INS CO THE	NH	12/12/1978	12/9/1980	\$ 27,676,644	\$ 22,325,690	\$ 249,474	Casualty, Excluding Workers' Compensation; Marine and Transportation; Property; Surety
10007	NEVADA GEN INS CO	NV	12/28/1993	3/1/2012	\$ 20,280,580	\$ 7,700,283	\$ 578,428	Casualty, Excluding Workers' Compensation; Property
21830	NEW ENGLAND INS CO	CT	8/25/1989	7/1/1990	\$ 16,916,786	\$ 15,080,824	\$ (256,498)	Casualty, Excluding Workers' Compensation; Marine and Transportation; Property; Surety
41629	NEW ENGLAND REINS CORP	CT	12/29/1981	5/6/1987	\$ 26,132,070	\$ 24,505,297	\$ 62,567	Casualty, Excluding Workers' Compensation; Casualty, Including Workers' Compensation; Marine and Transportation; Property; Surety
23841	NEW HAMPSHIRE INS CO	IL	7/1/1869	12/15/1919	\$ 112,300,049	\$ 62,111,501	\$ (5,913,496)	Casualty, Including Workers' Compensation; Disability, Excluding Managed Care; Marine and Transportation; Property; Surety
16608	NEW YORK MARINE & GEN INS CO	NY	3/22/1972	12/30/1987	\$ 2,110,911,251	\$ 479,376,694	\$ (98,392,883)	Casualty, Excluding Workers' Compensation; Casualty, Including Workers' Compensation; Marine and Transportation; Property; Surety
14788	NGM INS CO	FL	3/28/1923	1/28/2004	\$ 890,365,508	\$ 600,023,203	\$ 26,698,744	Casualty, Excluding Workers' Compensation; Casualty, Including Workers' Compensation; Marine and Transportation; Property; Surety
33200	NORCAL INS CO	CA	9/18/1975	9/29/2016	\$ 1,644,670,157	\$ 486,539,637	\$ 21,836,393	Casualty, Excluding Workers' Compensation
31470	NORGUARD INS CO	PA	8/12/1987	1/1/2004	\$ 2,185,777,316	\$ 407,123,269	\$ 29,655,313	Casualty, Including Workers' Compensation; Marine and Transportation; Property; Surety
23892	NORTH PACIFIC INS CO	OR	6/26/1958	6/29/1964	\$ 8,914,625	\$ 8,570,111	\$ 107,671	Casualty, Excluding Workers' Compensation; Marine and Transportation; Property; Surety
27740	NORTH POINTE INS CO	PA	10/13/1986	10/20/2004	\$ 19,461,574	\$ 16,737,321	\$ 203,917	Casualty, Excluding Workers' Compensation; Marine and Transportation; Property
21105	NORTH RIVER INS CO	NJ	6/12/1972	9/30/1972	\$ 1,542,426,075	\$ 398,136,326	\$ 51,537,302	Casualty, Including Workers' Compensation; Disability, Excluding Managed Care; Marine and Transportation; Property; Surety
24031	NORTHLAND CAS CO	CT	5/18/1959	11/15/1959	\$ 129,523,815	\$ 39,459,723	\$ 2,884,879	Casualty, Excluding Workers' Compensation; Marine and Transportation; Property; Surety
24015	NORTHLAND INS CO	CT	1/16/1948	6/15/1960	\$ 1,394,582,953	\$ 562,230,147	\$ 32,760,186	Casualty, Excluding Workers' Compensation; Marine and Transportation; Property; Surety
17052	NOTTING HILL RRG LLC	AL	4/1/2021	7/28/2022	\$ 9,682,193	\$ 3,648,566	\$ 583,928	Risk Retention Group

COCODE	COMPANY NAME	STATE OF DOMICILE	INCORPORATED DATE	IDAHO LICENSED DATE	TOTAL ASSETS	CAPITAL AND SURPLUS	NET INCOME	LINE(S) OF BUSINESS
42552	NOVA CAS CO	NY	9/13/1979	4/15/1988	\$ 101,408,519	\$ 99,937,171	\$ 785,078	Casualty, Excluding Workers' Compensation; Casualty, Including Workers' Compensation; Marine and Transportation; Property; Surety
39608	NUTMEG INS CO	CT	11/19/1980	7/1/2011	\$ 497,962,925	\$ 290,242,443	\$ 30,520,521	Casualty, Including Workers' Compensation; Marine and Transportation; Property; Surety
34630	OAK RIVER INS CO	NE	3/4/1993	1/1/2014	\$ 1,100,384,559	\$ 589,273,419	\$ 22,369,546	Casualty, Including Workers' Compensation
31208	OAKWOOD INS CO	TN	9/23/1974	1/1/1975	\$ 39,797,249	\$ 39,446,272	\$ (249,928)	Casualty, Excluding Workers' Compensation; Marine and Transportation; Property; Surety
14190	OBI NATL INS CO	PA	7/28/2011	8/1/2013	\$ 13,103,572	\$ 13,081,371	\$ 215,137	Casualty, Including Workers' Compensation
35602	OBSIDIAN INS CO	OH	2/9/1978	8/6/1982	\$ 53,631,527	\$ 27,718,597	\$ (1,129,121)	Casualty, Excluding Workers' Compensation; Disability, Excluding Managed Care; Marine and Transportation; Property; Surety
23248	OCCIDENTAL FIRE & CAS CO OF NC	NC	10/31/1961	5/29/1962	\$ 381,162,302	\$ 210,444,590	\$ 3,523,014	Casualty, Including Workers' Compensation; Disability, Excluding Managed Care; Marine and Transportation; Property; Surety
23680	ODYSSEY REINS CO	CT	9/10/1986	11/6/1987	\$ 13,846,832,994	\$ 4,269,474,545	\$ 767,154,566	Casualty, Including Workers' Compensation; Disability, Excluding Managed Care; Marine and Transportation; Property; Surety
24074	OHIO CAS INS CO	NH	11/6/1919	9/20/1947	\$ 9,121,377,597	\$ 2,516,932,372	\$ 35,620,980	Casualty, Excluding Workers' Compensation; Casualty, Including Workers' Compensation; Disability, Excluding Managed Care; Marine and Transportation; Property; Surety
26565	OHIO IND CO	OH	2/11/1956	10/20/1986	\$ 210,190,344	\$ 61,812,042	\$ 16,561,749	Casualty, Excluding Workers' Compensation; Marine and Transportation; Surety
24082	OHIO SECURITY INS CO	NH	11/1/1950	9/23/1970	\$ 24,822,508	\$ 15,868,985	\$ 406,658	Casualty, Including Workers' Compensation; Marine and Transportation; Property; Surety
24139	OLD REPUBLIC GEN INS CORP	IL	9/7/1960	11/16/1962	\$ 2,412,107,224	\$ 727,615,513	\$ 51,715,802	Casualty, Including Workers' Compensation; Disability, Excluding Managed Care; Marine and Transportation; Property; Surety
24147	OLD REPUBLIC INS CO	PA	4/11/1935	1/15/1955	\$ 3,941,202,230	\$ 1,389,150,006	\$ 185,775,565	Casualty, Including Workers' Compensation; Disability, Excluding Managed Care; Marine and Transportation; Property; Surety
35424	OLD REPUBLIC SECURITY ASSUR CO	IL	7/26/1977	11/14/1977	\$ 774,279,289	\$ 321,958,799	\$ 51,693,072	Casualty, Excluding Workers' Compensation; Disability, Excluding Managed Care; Marine and Transportation; Property; Surety
40444	OLD REPUBLIC SURETY CO	WI	12/28/1981	5/16/1990	\$ 182,986,700	\$ 94,443,150	\$ 10,758,795	Surety
37060	OLD UNITED CAS CO	KS	5/20/1988	12/29/1992	\$ 1,003,141,058	\$ 439,289,627	\$ 54,539,701	Casualty, Excluding Workers' Compensation; Disability, Excluding Managed Care; Property
23922	OREGON AUTOMOBILE INS CO	OR	12/28/1925	5/22/1963	\$ 9,193,030	\$ 8,435,701	\$ 98,107	Casualty, Excluding Workers' Compensation; Marine and Transportation; Property; Surety
14907	OREGON MUT INS CO	OR	12/29/1894	10/28/1925	\$ 285,872,940	\$ 65,176,833	\$ (10,445,144)	Casualty, Excluding Workers' Compensation; Marine and Transportation; Property; Surety
32700	OWNERS INS CO	OH	5/13/1975	12/1/2005	\$ 5,283,102,389	\$ 2,001,309,290	\$ (144,436,403)	Casualty, Including Workers' Compensation; Disability, Excluding Managed Care; Marine and Transportation; Property; Surety
11555	PACIFIC COMPENSATION INS CO	CA	1/31/2002	8/1/2008	\$ 737,557,148	\$ 196,873,964	\$ (4,180,508)	Casualty, Including Workers' Compensation
22748	PACIFIC EMPLOYERS INS CO	PA	7/17/1923	12/1/1942	\$ 948,034,864	\$ 898,964,847	\$ 4,240,681	Casualty, Including Workers' Compensation; Disability, Excluding Managed Care; Marine and Transportation; Property; Surety

COCODE	COMPANY NAME	STATE OF DOMICILE	INCORPORATED DATE	IDAHO LICENSED DATE	TOTAL ASSETS	CAPITAL AND SURPLUS	NET INCOME	LINE(S) OF BUSINESS
20346	PACIFIC IND CO	WI	1/16/1926	11/24/1927	\$ 14,842,002,781	\$ 3,960,340,895	\$ 389,178,172	Casualty, Including Workers' Compensation; Disability, Excluding Managed Care; Marine and Transportation; Property; Surety
37850	PACIFIC SPECIALTY INS CO	CA	4/18/1988	4/1/1997	\$ 343,287,823	\$ 145,284,502	\$ 478,372	Casualty, Excluding Workers' Compensation; Marine and Transportation; Property
29793	PACIFIC STAR INS CO	WI	8/3/1987	4/5/1991	\$ 17,834,457	\$ 11,006,414	\$ (333,715)	Casualty, Excluding Workers' Compensation; Marine and Transportation; Property; Surety
10859	PARK NATL INS CO	DE	1/1/1978	11/1/2009	\$ 15,198,810	\$ 14,927,578	\$ 523,611	Casualty, Including Workers' Compensation; Marine and Transportation; Property; Surety
16488	PARK WOOD RRG INC	AL	11/16/2018	10/25/2021	\$ 3,512,910	\$ 1,995,715	\$ 32,123	Risk Retention Group
11835	PARTNERRE AMER INS CO	DE	8/15/1919	6/4/1981	\$ 288,061,475	\$ 47,272,384	\$ 1,686,871	Casualty, Excluding Workers' Compensation; Disability, Excluding Managed Care; Marine and Transportation; Property
25755	PEACHTREE CAS INS CO	OK	11/29/1983	1/18/2005	\$ 7,615,003	\$ 4,047,431	\$ (1,156,088)	Casualty, Excluding Workers' Compensation; Property
18139	PEAK PROP & CAS INS CORP	WI	8/16/1985	7/10/1991	\$ 64,431,275	\$ 61,448,770	\$ 1,351,759	Casualty, Excluding Workers' Compensation; Marine and Transportation; Mortgage Guaranty; Property; Surety
18333	PEERLESS IND INS CO	IL	4/30/2002	12/31/2002	\$ 197,006,387	\$ 170,774,170	\$ 3,348,235	Casualty, Including Workers' Compensation; Marine and Transportation; Property; Surety
24198	PEERLESS INS CO	NH	3/7/1901	8/21/1943	\$ 21,980,885,030	\$ 5,362,988,914	\$ 49,196,881	Casualty, Excluding Workers' Compensation; Marine and Transportation; Property; Surety
24341	PEMCO MUT INS CO	WA	10/6/1948	8/27/2009	\$ 887,446,930	\$ 319,536,089	\$ (19,208,031)	Casualty, Excluding Workers' Compensation; Marine and Transportation; Property; Surety
32859	PENN AMER INS CO	PA	12/23/1975	1/8/1996	\$ 182,615,108	\$ 108,519,563	\$ 973,962	Casualty, Excluding Workers' Compensation; Marine and Transportation; Property
14982	PENN MILLERS INS CO	PA	1/10/1887	6/1/2005	\$ 87,600,902	\$ 48,437,580	\$ 945,783	Casualty, Including Workers' Compensation; Marine and Transportation; Property; Surety
14974	PENNSYLVANIA LUMBERMENS MUT INS	PA	7/6/1964	1/2/2007	\$ 571,802,816	\$ 181,241,249	\$ 12,331,443	Casualty, Excluding Workers' Compensation; Marine and Transportation; Property; Surety
12262	PENNSYLVANIA MANUFACTURERS ASSOC INS	PA	7/6/1964	7/14/1977	\$ 1,391,347,077	\$ 332,422,591	\$ 18,143,704	Casualty, Including Workers' Compensation; Marine and Transportation; Property; Surety
41424	PENNSYLVANIA MANUFACTURERS IND CO	PA	7/6/1982	5/1/2002	\$ 309,313,393	\$ 87,699,304	\$ 4,428,176	Casualty, Including Workers' Compensation; Disability, Excluding Managed Care; Marine and Transportation; Property; Surety
14990	PENNSYLVANIA NATL MUT CAS INS CO	PA	1/6/1919	9/3/1974	\$ 1,493,921,725	\$ 782,952,361	\$ 15,352,228	Casualty, Excluding Workers' Compensation; Casualty, Including Workers' Compensation; Disability, Excluding Managed Care; Marine and Transportation; Property; Surety
37648	PERMANENT GEN ASSUR CORP	WI	9/28/1994	12/20/1991	\$ 661,650,553	\$ 116,320,275	\$ 3,113,118	Casualty, Excluding Workers' Compensation; Marine and Transportation; Property; Surety
12297	PETROLEUM CAS CO	TX	10/8/1925	9/30/1969	\$ 28,913,769	\$ 21,444,879	\$ 13,098	Casualty, Including Workers' Compensation; Marine and Transportation; Property
13714	PHARMACISTS MUT INS CO	IA	10/16/1909	12/21/2001	\$ 429,347,070	\$ 133,988,531	\$ (43,995,207)	Casualty, Excluding Workers' Compensation; Casualty, Including Workers' Compensation; Marine and Transportation; Property; Surety
18058	PHILADELPHIA IND INS CO	PA	2/4/1927	8/2/1989	\$ 11,474,302,041	\$ 3,416,143,466	\$ 435,559,350	Casualty, Excluding Workers' Compensation; Disability, Excluding Managed Care; Marine and Transportation; Property; Surety

COCODE	COMPANY NAME	STATE OF DOMICILE	INCORPORATED DATE	IDAHO LICENSED DATE	TOTAL ASSETS	CAPITAL AND SURPLUS	NET INCOME	LINE(S) OF BUSINESS
25623	PHOENIX INS CO	CT	6/1/1850	7/1/1880	\$ 5,006,786,768	\$ 1,765,353,424	\$ 158,402,088	Casualty, Including Workers' Compensation; Disability, Excluding Managed Care; Marine and Transportation; Property; Surety
40738	PHYSICIANS INS A MUT CO	WA	12/22/1981	12/1/1994	\$ 563,952,413	\$ 269,908,814	\$ (13,273,434)	Casualty, Excluding Workers' Compensation; Disability, Excluding Managed Care; Marine and Transportation; Property
21296	PINNACLE NAT INS CO	TX	12/18/1919	9/12/1966	\$ 41,197,469	\$ 18,131,973	\$ 1,493,057	Casualty, Excluding Workers' Compensation; Casualty, Including Workers' Compensation; Disability, Excluding Managed Care; Marine and Transportation; Property; Surety
40312	PIONEER SPECIALTY INS CO	MN	8/17/1981	10/1/2011	\$ 121,877,001	\$ 42,970,927	\$ 2,236,673	Casualty, Including Workers' Compensation; Marine and Transportation; Property; Surety
10817	PLATEAU CAS INS CO	TN	12/28/1995	9/29/2017	\$ 65,462,204	\$ 32,174,814	\$ 1,978,856	Casualty, Excluding Workers' Compensation; Marine and Transportation; Property
18619	PLATTE RIVER INS CO	NE	1/6/1972	7/10/1991	\$ 206,769,066	\$ 37,939,953	\$ (17,240,576)	Casualty, Including Workers' Compensation; Marine and Transportation; Mortgage Guaranty; Property; Surety
30945	PLAZA INS CO	IA	7/20/1972	9/10/1991	\$ 32,910,447	\$ 26,215,548	\$ 709,357	Casualty, Excluding Workers' Compensation; Marine and Transportation; Property; Surety
10287	PMI INS CO	AZ	11/2/1994	7/31/1996	\$ 19,925,585	\$ 11,365,678	\$ 1,367,765	Mortgage Guaranty
27251	PMI MORTGAGE INS CO	AZ	11/10/1972	7/9/1974	\$ 699,956,408	\$ (878,239,308)	\$ 94,836,005	Mortgage Guaranty
25747	POINT SPECIALTY INS CO	WI	9/29/1960	12/23/1960	\$ 9,706,130	\$ 9,501,976	\$ 167,363	Casualty, Including Workers' Compensation; Disability, Excluding Managed Care; Marine and Transportation; Property; Surety
40525	POSEIDON MORTGAGE GUAR CO	NC	6/9/1981	4/6/1992	\$ 5,297,354	\$ 5,166,277	\$ (376,571)	Casualty, Excluding Workers' Compensation; Mortgage Guaranty
37257	PRAETORIAN INS CO	PA	7/20/1979	10/4/1982	\$ 483,043,445	\$ 129,028,580	\$ 6,120,192	Casualty, Including Workers' Compensation; Disability, Excluding Managed Care; Marine and Transportation; Property; Surety
36234	PREFERRED PROFESSIONAL INS CO	NE	6/30/1976	10/30/1997	\$ 213,704,317	\$ 90,594,970	\$ 830,581	Casualty, Excluding Workers' Compensation; Casualty, Including Workers' Compensation; Marine and Transportation; Property
21776	PREVISOR INS CO	CO	1/22/1946	11/28/2007	\$ 17,569,517	\$ 8,419,843	\$ (2,307,118)	Casualty, Excluding Workers' Compensation; Marine and Transportation; Property; Surety
12873	PRIVILEGE UNDERWRITERS RECP EXCH	FL	1/23/2007	5/10/2021	\$ 1,778,498,042	\$ 547,574,682	\$ (261,196,316)	Casualty, Excluding Workers' Compensation; Marine and Transportation; Property
15647	PROASSURANCE AMER MUT A RRG	DC	1/1/2015	4/15/2022	\$ 12,874,745	\$ 10,024,490	\$ 105,194	Risk Retention Group
33391	PROASSURANCE IND CO INC	AL	10/1/1976	6/19/1996	\$ 962,117,190	\$ 251,872,477	\$ (3,270,155)	Casualty, Excluding Workers' Compensation; Disability, Excluding Managed Care
14460	PROASSURANCE INS CO OF AMER	IL	5/23/1980	1/1/2004	\$ 326,126,194	\$ 92,169,280	\$ 9,361,717	Casualty, Excluding Workers' Compensation
34312	PRODUCERS AGRICULTURE INS CO	TX	3/31/1977	4/6/1989	\$ 733,077,427	\$ 66,698,777	\$ 3,172,741	Casualty, Excluding Workers' Compensation; Property
29017	PROFESSIONALS ADVOCATE INS CO	MD	12/27/1985	3/30/2000	\$ 171,348,542	\$ 147,794,784	\$ 4,819,134	Casualty, Excluding Workers' Compensation; Property; Surety
11851	PROGRESSIVE ADVANCED INS CO	OH	6/5/1930	11/19/2007	\$ 1,022,705,609	\$ 427,736,252	\$ 24,637,929	Casualty, Excluding Workers' Compensation; Marine and Transportation; Property
24260	PROGRESSIVE CAS INS CO	OH	11/19/1956	8/22/1969	\$ 14,818,868,026	\$ 3,582,711,139	\$ 922,984,033	Casualty, Excluding Workers' Compensation; Marine and Transportation; Property; Surety

COCODE	COMPANY NAME	STATE OF DOMICILE	INCORPORATED DATE	IDAHO LICENSED DATE	TOTAL ASSETS	CAPITAL AND SURPLUS	NET INCOME	LINE(S) OF BUSINESS
42994	PROGRESSIVE CLASSIC INS CO	WI	9/30/1983	9/12/1988	\$ 844,085,010	\$ 220,255,342	\$ 36,116,352	Casualty, Excluding Workers' Compensation; Disability, Excluding Managed Care; Marine and Transportation; Property; Surety
16322	PROGRESSIVE DIRECT INS CO	OH	9/29/1986	4/26/1996	\$ 14,084,884,818	\$ 4,306,864,628	\$ 640,850,707	Casualty, Excluding Workers' Compensation; Marine and Transportation; Property
24279	PROGRESSIVE MAX INS CO	OH	3/12/1937	3/1/2007	\$ 1,071,228,883	\$ 332,803,258	\$ 32,878,348	Casualty, Excluding Workers' Compensation; Marine and Transportation; Property
38628	PROGRESSIVE NORTHERN INS CO	WI	8/19/1980	3/19/1987	\$ 3,466,808,715	\$ 882,660,568	\$ 194,275,984	Casualty, Excluding Workers' Compensation; Casualty, Including Workers' Compensation; Marine and Transportation; Property
42919	PROGRESSIVE NORTHWESTERN INS CO	OH	9/24/1982	9/19/1988	\$ 3,381,780,303	\$ 884,511,361	\$ 187,730,394	Casualty, Excluding Workers' Compensation; Marine and Transportation; Property; Surety
37834	PROGRESSIVE PREFERRED INS CO	OH	9/24/1979	3/11/1985	\$ 1,764,343,391	\$ 439,141,404	\$ 75,590,774	Casualty, Excluding Workers' Compensation; Marine and Transportation; Property
21735	PROGRESSIVE PREMIER INS CO OF IL	OH	9/13/1992	12/16/2003	\$ 606,073,762	\$ 174,507,052	\$ 10,608,820	Casualty, Excluding Workers' Compensation; Marine and Transportation; Property
32786	PROGRESSIVE SPECIALTY INS CO	OH	8/4/1975	11/20/1981	\$ 2,039,064,537	\$ 518,876,979	\$ 128,013,912	Casualty, Excluding Workers' Compensation; Property; Surety
27804	PROGRESSIVE WEST INS CO	OH	7/23/1970	9/25/1981	\$ 241,315,957	\$ 61,454,292	\$ (1,367,405)	Casualty, Excluding Workers' Compensation; Disability, Excluding Managed Care; Marine and Transportation; Property; Surety
34690	PROPERTY & CAS INS CO OF HARTFORD	IN	5/4/1989	10/20/1995	\$ 440,582,978	\$ 291,531,103	\$ 16,569,490	Casualty, Including Workers' Compensation; Marine and Transportation; Property; Surety
10638	PROSELECT INS CO	NE	5/30/1856	4/24/2014	\$ 88,966,201	\$ 57,917,499	\$ 325,166	Casualty, Excluding Workers' Compensation; Disability, Excluding Managed Care; Marine and Transportation; Property
12416	PROTECTIVE INS CO	IN	12/21/1954	12/12/1967	\$ 1,260,631,630	\$ 368,643,946	\$ 2,277,019	Casualty, Including Workers' Compensation; Disability, Excluding Managed Care; Marine and Transportation; Property; Surety
35769	PROTECTIVE PROP & CAS INS CO	MO	5/30/1978	9/19/1979	\$ 402,455,889	\$ 209,093,866	\$ 21,169,655	Casualty, Excluding Workers' Compensation; Marine and Transportation; Property; Surety
24295	PROVIDENCE WASHINGTON INS CO	RI	1/5/1799	6/8/1898	\$ 13,228,524	\$ 12,884,739	\$ (144,304)	Casualty, Including Workers' Compensation; Marine and Transportation; Property; Surety
15059	PUBLIC SERV INS CO	IL	6/24/1925	4/1/1964	\$ 121,794,104	\$ 45,286,218	\$ (2,740,327)	Casualty, Excluding Workers' Compensation; Property
39217	QBE INS CORP	PA	5/22/1980	6/14/1984	\$ 3,669,643,122	\$ 795,619,108	\$ 51,501,210	Casualty, Excluding Workers' Compensation; Disability, Excluding Managed Care; Marine and Transportation; Property; Surety
10219	QBE REINS CORP	PA	2/25/1964	6/29/1979	\$ 1,221,305,931	\$ 888,459,144	\$ 6,691,004	Casualty, Excluding Workers' Compensation; Marine and Transportation; Property; Surety
14133	QUALITAS INS CO	CA	11/10/1982	10/21/1991	\$ 248,461,313	\$ 43,272,510	\$ (42,955,996)	Casualty, Excluding Workers' Compensation; Marine and Transportation; Property; Surety
33790	RADIAN GUAR INC	PA	9/23/1976	10/13/1994	\$ 6,151,360,671	\$ 758,467,443	\$ 1,091,946,043	Casualty, Excluding Workers' Compensation; Mortgage Guaranty
30872	RADIAN MORTGAGE ASSUR INC	PA	6/18/1974	11/23/1981	\$ 8,742,444	\$ 8,724,092	\$ (66,250)	Mortgage Guaranty
15756	RADNOR SPECIALTY INS CO	NE	11/19/2014	9/27/2017	\$ 74,693,590	\$ 61,398,994	\$ (420,757)	Casualty, Excluding Workers' Compensation; Marine and Transportation; Property; Surety
38512	RAMPART INS CO	NY	9/13/1979	12/22/1992	\$ 11,066,934	\$ 3,268,396	\$ (49,583)	Casualty, Including Workers' Compensation; Marine and Transportation; Property; Surety

COCODE	COMPANY NAME	STATE OF DOMICILE	INCORPORATED DATE	IDAHO LICENSED DATE	TOTAL ASSETS	CAPITAL AND SURPLUS	NET INCOME	LINE(S) OF BUSINESS
41580	RED SHIELD INS CO	WA	2/9/1979	8/12/1988	\$ 43,993,653	\$ 22,550,095	\$ (182,791)	Casualty, Excluding Workers' Compensation; Marine and Transportation; Property; Surety
11673	REDWOOD FIRE & CAS INS CO	NE	1/27/1970	2/10/1983	\$ 2,594,773,622	\$ 1,157,820,906	\$ 130,634,921	Casualty, Including Workers' Compensation; Marine and Transportation; Property; Surety
24449	REGENT INS CO	WI	1/22/1963	10/27/1992	\$ 40,414,803	\$ 22,445,076	\$ 536,256	Casualty, Including Workers' Compensation; Marine and Transportation; Property; Surety
22179	REPUBLIC IND CO OF AMER	CA	12/5/1972	4/10/1995	\$ 151,684,589	\$ 132,243,713	\$ (1,116,286)	Casualty, Including Workers' Compensation; Disability, Excluding Managed Care; Marine and Transportation; Property; Surety
43753	REPUBLIC IND CO OF CA	CA	10/13/1982	4/10/1995	\$ 43,392,730	\$ 25,523,360	\$ 684,023	Casualty, Including Workers' Compensation; Disability, Excluding Managed Care; Marine and Transportation; Property; Surety
32174	REPUBLIC MORT ASSUR CO	FL	12/16/1974	5/20/2003	\$ 20,795,539	\$ 10,945,852	\$ 1,958,955	Mortgage Guaranty
31275	REPUBLIC MORTGAGE GUAR INS CORP	NC	3/13/1973	11/26/2002	\$ 63,436,218	\$ 30,416,372	\$ 14,818,039	Mortgage Guaranty
28452	REPUBLIC MORTGAGE INS CO	NC	12/7/1972	11/1/1984	\$ 266,362,449	\$ 100,455,709	\$ 53,728,306	Mortgage Guaranty
31089	REPWEST INS CO	AZ	2/28/1973	6/29/1981	\$ 388,798,025	\$ 294,515,231	\$ 34,962,547	Casualty, Including Workers' Compensation; Disability, Excluding Managed Care; Marine and Transportation; Property; Surety
43044	RESPONSE INS CO	IL	5/26/1983	12/23/1985	\$ 29,053,467	\$ 28,572,872	\$ 154,304	Casualty, Excluding Workers' Compensation; Disability, Excluding Managed Care; Marine and Transportation; Property
26050	RESPONSE WORLDWIDE INS CO	IL	9/27/1979	12/31/1979	\$ 15,495,871	\$ 15,480,207	\$ 345,469	Casualty, Excluding Workers' Compensation; Disability, Excluding Managed Care; Marine and Transportation; Property; Surety
36684	RIVERPORT INS CO	IA	12/22/1989	9/1/2006	\$ 104,046,078	\$ 53,007,635	\$ 1,482,918	Casualty, Including Workers' Compensation; Marine and Transportation; Property; Surety
13056	RLI INS CO	IL	6/4/1959	4/20/1972	\$ 2,916,068,307	\$ 1,407,925,160	\$ 149,913,791	Casualty, Excluding Workers' Compensation; Casualty, Including Workers' Compensation; Disability, Excluding Managed Care; Marine and Transportation; Property; Surety
42706	ROCHE SURETY & CAS CO INC	FL	3/27/1981	12/7/2005	\$ 29,392,862	\$ 11,090,856	\$ 431,038	Surety
35505	ROCKWOOD CAS INS CO	PA	9/13/1990	4/1/2007	\$ 316,037,886	\$ 116,669,299	\$ 21,334,535	Casualty, Including Workers' Compensation; Marine and Transportation; Property; Surety
24503	ROOT PROP & CAS INS CO	DE	6/6/1928	7/12/2011	\$ 63,227,988	\$ 20,285,057	\$ (30,816,832)	Casualty, Excluding Workers' Compensation; Disability, Excluding Managed Care; Marine and Transportation; Property
22314	RSUI IND CO	NH	6/16/1977	5/7/1980	\$ 4,860,615,013	\$ 1,510,363,918	\$ 143,271,138	Casualty, Excluding Workers' Compensation; Disability, Excluding Managed Care; Marine and Transportation; Property; Surety
39039	RURAL COMM INS CO	MN	4/3/1980	1/19/1983	\$ 3,425,327,820	\$ 192,075,579	\$ 2,247,413	Casualty, Excluding Workers' Compensation; Casualty, Including Workers' Compensation; Marine and Transportation; Property
23132	RVI AMER INS CO	CT	7/18/1883	1/1/1909	\$ 107,071,519	\$ 85,046,599	\$ 1,922,671	Casualty, Excluding Workers' Compensation; Disability, Excluding Managed Care; Marine and Transportation; Property; Surety
24740	SAFECO INS CO OF AMER	NH	9/2/1953	9/17/1953	\$ 7,132,685,765	\$ 2,170,823,198	\$ 18,265,583	Casualty, Including Workers' Compensation; Marine and Transportation; Property; Surety

COCODE	COMPANY NAME	STATE OF DOMICILE	INCORPORATED DATE	IDAHO LICENSED DATE	TOTAL ASSETS	CAPITAL AND SURPLUS	NET INCOME	LINE(S) OF BUSINESS
39012	SAFECO INS CO OF IL	IL	8/29/1980	7/31/1984	\$ 182,843,987	\$ 170,363,452	\$ 2,142,839	Casualty, Including Workers' Compensation; Marine and Transportation; Property
11215	SAFECO INS CO OF IN	IN	3/25/1971	4/5/1972	\$ 16,971,825	\$ 16,897,582	\$ 309,604	Casualty, Excluding Workers' Compensation; Disability, Excluding Managed Care; Marine and Transportation; Property; Surety
24759	SAFECO NATL INS CO	NH	9/11/1972	1/5/1991	\$ 7,149,497	\$ 6,866,225	\$ 158,439	Casualty, Excluding Workers' Compensation
36560	SAFEPORT INS CO	FL	12/16/1977	2/5/2004	\$ 131,555,318	\$ 67,615,352	\$ (1,612,322)	Casualty, Excluding Workers' Compensation; Marine and Transportation; Property; Surety
11123	SAFETY FIRST INS CO	IL	5/22/2001	9/1/2007	\$ 93,057,846	\$ 61,431,345	\$ 1,667,534	Casualty, Including Workers' Compensation; Surety
15105	SAFETY NATL CAS CORP	MO	11/28/1942	9/15/1987	\$ 12,289,395,096	\$ 3,386,330,559	\$ 497,073,801	Casualty, Including Workers' Compensation; Disability, Excluding Managed Care; Marine and Transportation; Property; Surety
12521	SAFEWAY INS CO	IL	8/28/1962	3/21/2008	\$ 760,364,570	\$ 460,419,708	\$ (6,265,652)	Casualty, Excluding Workers' Compensation
40460	SAGAMORE INS CO	IN	12/15/1981	2/4/2002	\$ 219,923,146	\$ 159,818,081	\$ 3,124,986	Casualty, Excluding Workers' Compensation; Casualty, Including Workers' Compensation; Disability, Excluding Managed Care; Marine and Transportation; Property; Surety
38300	SAMSUNG FIRE & MARINE INS CO LTD	NY	1/26/1952	11/1/2011	\$ 167,449,742	\$ 87,501,945	\$ 10,827,848	Casualty, Including Workers' Compensation; Marine and Transportation; Property; Surety
30058	SCOR REINS CO	NY	11/8/1984	9/30/1985	\$ 5,409,121,198	\$ 1,300,285,150	\$ (210,468,321)	Casualty, Including Workers' Compensation; Disability, Excluding Managed Care; Marine and Transportation; Property; Surety
15580	SCOTTSDALE IND CO	OH	11/14/1984	12/29/1992	\$ 72,159,103	\$ 36,423,596	\$ 799,423	Casualty, Excluding Workers' Compensation; Marine and Transportation; Property
10004	SEAVIEW INS CO	CA	6/18/1993	12/16/2015	\$ 69,996,130	\$ 22,009,620	\$ 7,249,989	Surety
22543	SECURA INS CO	WI	3/1/1900	11/1/2007	\$ 1,715,152,230	\$ 559,618,178	\$ (52,243,162)	Casualty, Including Workers' Compensation; Marine and Transportation; Property; Surety
10239	SECURA SUPREME INS CO	WI	11/30/1995	11/1/2007	\$ 196,819,294	\$ 83,671,161	\$ (6,676,208)	Casualty, Including Workers' Compensation; Marine and Transportation; Property; Surety
17185	SECURENT RRG INC	AL	11/1/2021	7/8/2022	\$ 1,359,091	\$ 935,149	\$ (64,861)	Risk Retention Group
10054	SECURIAN CAS CO	MN	1/18/1994	6/13/2007	\$ 619,793,783	\$ 189,563,221	\$ 18,239,929	Casualty, Excluding Workers' Compensation; Property
19879	SECURITY NATL INS CO	DE	7/7/1924	11/3/1992	\$ 1,057,332,773	\$ 249,023,558	\$ 9,895,201	Casualty, Excluding Workers' Compensation; Casualty, Including Workers' Compensation; Marine and Transportation; Property; Surety
22233	SELECT INS CO	TX	3/31/1955	8/29/1968	\$ 80,701,137	\$ 80,640,174	\$ 1,923,823	Casualty, Excluding Workers' Compensation; Marine and Transportation; Property; Surety
12572	SELECTIVE INS CO OF AMER	NJ	12/22/1925	9/29/2021	\$ 3,356,437,574	\$ 851,828,532	\$ 103,075,936	Casualty, Including Workers' Compensation; Property; Surety
13730	SELECTIVE INS CO OF NY	NY	1/1/1985	7/19/1983	\$ 640,096,823	\$ 165,079,079	\$ 13,238,785	Casualty, Including Workers' Compensation; Marine and Transportation; Property; Surety
19259	SELECTIVE INS CO OF SC	IN	10/24/1951	9/29/2021	\$ 899,079,343	\$ 198,380,230	\$ 17,019,056	Casualty, Including Workers' Compensation; Property; Surety
39926	SELECTIVE INS CO OF THE SOUTHEAST	IN	9/26/1980	9/29/2021	\$ 715,802,078	\$ 163,513,769	\$ 14,162,293	Casualty, Including Workers' Compensation; Marine and Transportation; Property
26301	SELECTIVE WAY INS CO	NJ	4/24/1973	9/29/2021	\$ 1,954,670,960	\$ 517,828,011	\$ 69,581,324	Casualty, Including Workers' Compensation; Property; Surety
10936	SENECA INS CO INC	NY	3/29/1978	7/1/1978	\$ 359,747,949	\$ 157,768,171	\$ 1,292,077	Casualty, Including Workers' Compensation; Marine and Transportation; Property; Surety

COCODE	COMPANY NAME	STATE OF DOMICILE	INCORPORATED DATE	IDAHO LICENSED DATE	TOTAL ASSETS	CAPITAL AND SURPLUS	NET INCOME	LINE(S) OF BUSINESS
11000	SENTINEL INS CO LTD	CT	7/6/1999	2/4/2004	\$ 365,646,311	\$ 275,371,565	\$ 15,523,654	Casualty, Including Workers' Compensation; Marine and Transportation; Property; Surety
12870	SENTRUITY CAS CO	TX	1/10/2007	8/27/2010	\$ 461,149,202	\$ 80,906,111	\$ 9,844,320	Casualty, Excluding Workers' Compensation; Marine and Transportation; Surety
28460	SENTRY CAS CO	WI	7/23/1973	9/21/2004	\$ 405,914,771	\$ 74,125,360	\$ 7,417,113	Casualty, Excluding Workers' Compensation; Casualty, Including Workers' Compensation; Disability, Excluding Managed Care; Marine and Transportation; Property; Surety
24988	SENTRY INS CO	WI	12/19/1913	1/7/1927	\$ 11,424,492,365	\$ 7,455,231,021	\$ 314,807,898	Casualty, Including Workers' Compensation; Disability, Excluding Managed Care; Marine and Transportation; Property; Surety
21180	SENTRY SELECT INS CO	WI	8/1/1929	11/3/1982	\$ 1,008,721,076	\$ 234,081,841	\$ 16,355,273	Casualty, Including Workers' Compensation; Disability, Excluding Managed Care; Marine and Transportation; Property; Surety
22985	SEQUOIA INS CO	CA	4/10/1946	9/14/2004	\$ 52,310,562	\$ 48,223,680	\$ 2,267,552	Casualty, Excluding Workers' Compensation; Casualty, Including Workers' Compensation; Marine and Transportation; Property; Surety
39152	SERVICE AMER IND CO	OK	10/3/1980	7/10/1991	\$ 207,338,875	\$ 24,969,203	\$ (824,985)	Casualty, Excluding Workers' Compensation; Casualty, Including Workers' Compensation; Mortgage Guaranty; Property; Surety
43389	SERVICE LLOYDS INS CO	TX	5/21/1982	12/17/2020	\$ 362,994,445	\$ 138,522,386	\$ 631,128	Casualty, Including Workers' Compensation
11347	SFM MUT INS CO	MN	11/1/1983	12/17/2018	\$ 890,044,342	\$ 298,191,099	\$ 64,840,964	Casualty, Including Workers' Compensation
38776	SIRIUSPOINT AMER INS CO	NY	9/13/1979	12/8/1987	\$ 2,027,837,240	\$ 508,742,320	\$ (56,088,191)	Casualty, Excluding Workers' Compensation; Disability, Excluding Managed Care; Marine and Transportation; Property; Surety
38997	SOMPO AMER FIRE & MAR INS CO AMER	NY	12/21/2001	1/1/2017	\$ 54,039,292	\$ 21,007,070	\$ (3,472,483)	Casualty, Including Workers' Compensation; Disability, Excluding Managed Care; Marine and Transportation; Property; Surety
11126	SOMPO AMER INS CO	NY	8/9/1962	12/13/1982	\$ 676,897,883	\$ 526,546,051	\$ 7,774,934	Casualty, Including Workers' Compensation; Marine and Transportation; Property; Surety
19216	SOUTHERN INS CO	TX	12/2/1947	11/15/1960	\$ 41,814,707	\$ 31,771,582	\$ 765,034	Casualty, Excluding Workers' Compensation; Marine and Transportation; Property
12294	SOUTHWEST MARINE & GEN INS CO	AZ	7/26/2005	10/10/2008	\$ 313,631,939	\$ 75,799,805	\$ (3,906,479)	Surety
20613	SPARTA INS CO	CT	2/10/1923	9/9/1926	\$ 61,305,442	\$ 23,730,026	\$ 585,010	Casualty, Including Workers' Compensation; Disability, Excluding Managed Care; Marine and Transportation; Property; Surety
24376	SPINNAKER INS CO	IL	7/28/1986	9/11/1995	\$ 387,860,693	\$ 164,890,384	\$ 452,753	Casualty, Excluding Workers' Compensation; Disability, Excluding Managed Care; Marine and Transportation; Property
24767	ST PAUL FIRE & MARINE INS CO	CT	4/20/1925	5/2/1928	\$ 23,054,569,302	\$ 6,483,286,026	\$ 667,003,702	Casualty, Including Workers' Compensation; Disability, Excluding Managed Care; Marine and Transportation; Property; Surety
24775	ST PAUL GUARDIAN INS CO	CT	4/6/1970	6/9/1972	\$ 86,819,941	\$ 22,613,635	\$ 1,934,330	Casualty, Including Workers' Compensation; Disability, Excluding Managed Care; Marine and Transportation; Property; Surety
24791	ST PAUL MERCURY INS CO	CT	8/27/1964	11/14/1967	\$ 371,628,198	\$ 112,850,928	\$ 8,814,159	Casualty, Including Workers' Compensation; Disability, Excluding Managed Care; Marine and Transportation; Property; Surety

COCODE	COMPANY NAME	STATE OF DOMICILE	INCORPORATED DATE	IDAHO LICENSED DATE	TOTAL ASSETS	CAPITAL AND SURPLUS	NET INCOME	LINE(S) OF BUSINESS
19224	ST PAUL PROTECTIVE INS CO	CT	12/30/1931	5/9/1947	\$ 613,053,546	\$ 220,663,762	\$ 14,540,808	Casualty, Including Workers' Compensation; Disability, Excluding Managed Care; Marine and Transportation; Property; Surety
19070	STANDARD FIRE INS CO	CT	7/6/1905	2/14/1912	\$ 4,655,512,905	\$ 1,337,420,696	\$ 142,239,488	Casualty, Including Workers' Compensation; Disability, Excluding Managed Care; Marine and Transportation; Property; Surety
42986	STANDARD GUAR INS CO	DE	8/29/1960	12/30/1983	\$ 402,914,929	\$ 179,670,746	\$ 45,067,114	Casualty, Excluding Workers' Compensation; Disability, Excluding Managed Care; Marine and Transportation; Property
32387	STAR CAS INS CO	FL	8/20/1987	11/5/2015	\$ 57,478,009	\$ 8,576,980	\$ (2,150,337)	Casualty, Excluding Workers' Compensation
18023	STAR INS CO	MI	8/26/1985	10/7/1988	\$ 2,134,603,013	\$ 604,763,655	\$ (49,568,351)	Casualty, Including Workers' Compensation; Disability, Excluding Managed Care; Marine and Transportation; Property; Surety
40045	STARNET INS CO	IA	6/11/1998	3/20/2000	\$ 291,029,455	\$ 125,119,241	\$ 1,651,226	Casualty, Excluding Workers' Compensation; Casualty, Including Workers' Compensation; Disability, Excluding Managed Care; Marine and Transportation; Property; Surety
38318	STARR IND & LIAB CO	TX	4/15/1919	6/30/1980	\$ 8,391,343,491	\$ 3,039,038,863	\$ 299,118,937	Casualty, Excluding Workers' Compensation; Casualty, Including Workers' Compensation; Disability, Excluding Managed Care; Marine and Transportation; Property; Surety
16109	STARR SPECIALTY INS CO	TX	11/29/2016	4/10/2019	\$ 88,201,808	\$ 35,155,666	\$ (4,719,399)	Casualty, Including Workers' Compensation; Marine and Transportation; Property; Surety
25496	STARSTONE NATL INS CO	DE	11/6/1944	7/1/1947	\$ 1,516,295,278	\$ 573,670,087	\$ 18,316,762	Casualty, Including Workers' Compensation; Marine and Transportation; Property; Surety
25127	STATE AUTO PROP & CAS INS CO	IA	1/25/1950	3/1/2012	\$ 859,033,716	\$ 621,099,295	\$ 115,669,183	Casualty, Including Workers' Compensation; Marine and Transportation; Property; Surety
25135	STATE AUTOMOBILE MUT INS CO	OH	8/15/1921	2/1/2006	\$ 1,976,164,501	\$ 1,134,005,067	\$ 76,937,121	Casualty, Including Workers' Compensation; Marine and Transportation; Property; Surety
17133	STATE FARM CLASSIC INS CO	IL	4/7/2021	11/10/2022	\$ 13,159,523	\$ 12,844,024	\$ (159,270)	Casualty, Excluding Workers' Compensation; Marine and Transportation; Property
25143	STATE FARM FIRE & CAS CO	IL	6/12/1935	8/29/1952	\$ 52,559,511,333	\$ 23,756,885,023	\$ 1,431,288,505	Casualty, Including Workers' Compensation; Marine and Transportation; Property; Surety
25151	STATE FARM GEN INS CO	IL	4/3/1962	10/24/1962	\$ 7,082,686,644	\$ 2,238,186,046	\$ (98,367,504)	Casualty, Excluding Workers' Compensation; Marine and Transportation; Property; Surety
25178	STATE FARM MUT AUTO INS CO	IL	3/29/1922	4/1/1929	\$ 205,812,347,016	\$ 131,209,385,387	\$ (8,701,555,638)	Casualty, Excluding Workers' Compensation; Disability, Excluding Managed Care; Marine and Transportation
12831	STATE NATL INS CO INC	TX	8/1/1984	12/19/1994	\$ 926,291,035	\$ 556,539,507	\$ 41,794,740	Casualty, Excluding Workers' Compensation; Casualty, Including Workers' Compensation; Disability, Excluding Managed Care; Marine and Transportation; Property; Surety
25180	STILLWATER INS CO	CA	4/26/1990	4/22/2008	\$ 590,029,670	\$ 182,183,815	\$ (61,394,778)	Casualty, Excluding Workers' Compensation; Marine and Transportation; Property; Surety
16578	STILLWATER PROP & CAS INS CO	NY	6/7/1971	6/14/1988	\$ 168,965,943	\$ 113,667,498	\$ 9,845,747	Casualty, Excluding Workers' Compensation; Marine and Transportation; Property; Surety
10340	STONINGTON INS CO	PA	2/2/1938	4/8/1988	\$ 17,214,338	\$ 15,715,036	\$ 207,034	Casualty, Excluding Workers' Compensation; Casualty, Including Workers' Compensation; Marine and Transportation; Property; Surety

COCODE	COMPANY NAME	STATE OF DOMICILE	INCORPORATED DATE	IDAHO LICENSED DATE	TOTAL ASSETS	CAPITAL AND SURPLUS	NET INCOME	LINE(S) OF BUSINESS
40436	STRATFORD INS CO	NH	12/28/1981	8/22/1988	\$ 1,161,582,492	\$ 75,742,726	\$ 10,306,471	Casualty, Excluding Workers' Compensation; Marine and Transportation; Property
10130	SU INS CO	WI	3/7/2005	4/23/2018	\$ 30,642,449	\$ 14,381,265	\$ 977,764	Marine and Transportation
26824	SUBLIMITY INS CO	OR	11/10/1897	1/25/1991	\$ 38,644,989	\$ 15,441,906	\$ 768,578	Casualty, Excluding Workers' Compensation; Property; Surety
10909	SUN SURETY INS CO	SD	4/20/1998	11/1/2001	\$ 25,453,543	\$ 12,065,972	\$ 336,363	Surety
10916	SURETEC INS CO	TX	6/19/1998	7/22/2008	\$ 339,302,344	\$ 139,172,400	\$ 40,674,713	Surety
24047	SURETY BONDING CO OF AMER	SD	2/27/1992	12/23/1999	\$ 5,563,548	\$ 5,549,443	\$ 67,302	Casualty, Excluding Workers' Compensation; Surety
25798	SUTTON NATIONAL INS CO	OK	11/8/1972	5/31/1991	\$ 69,865,638	\$ 43,804,845	\$ (95,243)	Casualty, Including Workers' Compensation; Marine and Transportation; Property; Surety
29874	SWISS RE CORP SOLUTIONS AMER INS CO	MO	11/23/1973	10/23/1984	\$ 1,923,927,267	\$ 1,016,717,994	\$ (37,825,996)	Casualty, Including Workers' Compensation; Disability, Excluding Managed Care; Marine and Transportation; Property; Surety
29700	SWISS RE CORP SOLUTIONS ELITE INS CO	MO	12/28/1987	10/19/2001	\$ 372,487,377	\$ 103,404,842	\$ (1,922,960)	Casualty, Excluding Workers' Compensation; Casualty, Including Workers' Compensation; Disability, Excluding Managed Care; Marine and Transportation; Property; Surety
32778	SWISS RE CORP SOLUTIONS PREMIER INS	MO	2/3/1976	1/17/1991	\$ 82,278,064	\$ 66,363,144	\$ 348,911	Casualty, Including Workers' Compensation; Disability, Excluding Managed Care; Marine and Transportation; Property; Surety
25364	SWISS REINS AMER CORP	NY	7/26/1940	11/18/1960	\$ 19,920,230,773	\$ 3,996,466,327	\$ 176,274,456	Casualty, Excluding Workers' Compensation; Disability, Excluding Managed Care; Marine and Transportation; Property; Surety
20311	SYNCORA GUAR INC	NY	7/25/1991	12/8/2000	\$ 387,513,737	\$ 402,277,497	\$ (31,008,534)	Casualty, Excluding Workers' Compensation; Marine and Transportation; Surety
12866	T H E INS CO	LA	4/10/1969	4/23/1996	\$ 64,980,738	\$ 63,461,890	\$ 122,020	Casualty, Excluding Workers' Compensation; Casualty, Including Workers' Compensation; Marine and Transportation; Property; Surety
41050	TDC NATL ASSUR CO	OR	9/5/1989	6/14/2001	\$ 467,340,884	\$ 156,467,812	\$ 11,257,017	Casualty, Excluding Workers' Compensation
22683	TEACHERS INS CO	IL	3/2/1971	4/16/1973	\$ 343,469,208	\$ 120,520,546	\$ (14,725,630)	Casualty, Excluding Workers' Compensation; Disability, Excluding Managed Care; Marine and Transportation; Property; Surety
42376	TECHNOLOGY INS CO INC	DE	6/14/1991	3/4/1996	\$ 6,287,050,516	\$ 1,374,334,003	\$ 38,926,619	Casualty, Excluding Workers' Compensation; Casualty, Including Workers' Compensation; Disability, Excluding Managed Care; Marine and Transportation; Property; Surety
24813	TESLA INS CO	CA	2/6/1948	8/25/1955	\$ 32,495,734	\$ 30,997,642	\$ (166,400)	Casualty, Excluding Workers' Compensation; Disability, Excluding Managed Care; Marine and Transportation; Property; Surety
24821	TESLA PROP & CAS INC	CA	12/10/1952	11/12/1982	\$ 21,505,545	\$ 15,953,059	\$ (1,204,581)	Casualty, Excluding Workers' Compensation; Marine and Transportation; Property; Surety
10393	TEXAS MEDICAL INS CO	TX	12/12/1995	3/1/2019	\$ 166,222,167	\$ 46,796,194	\$ (3,379,399)	Casualty, Excluding Workers' Compensation
29513	THE BAR PLAN MUT INS CO	MO	11/21/1985	3/25/2004	\$ 36,478,295	\$ 14,444,429	\$ 324,664	Surety
28665	THE CINCINNATI CAS CO	OH	12/27/1972	1/1/1998	\$ 582,309,113	\$ 494,639,823	\$ 13,675,594	Casualty, Including Workers' Compensation; Marine and Transportation; Property; Surety
23280	THE CINCINNATI IND CO	OH	5/19/1988	1/1/1998	\$ 172,942,798	\$ 126,379,809	\$ 3,645,268	Casualty, Including Workers' Compensation; Marine and Transportation; Property; Surety
10677	THE CINCINNATI INS CO	OH	8/2/1950	9/6/1984	\$ 18,114,695,649	\$ 6,511,691,972	\$ 520,296,943	Casualty, Including Workers' Compensation; Marine and Transportation; Property; Surety

COCODE	COMPANY NAME	STATE OF DOMICILE	INCORPORATED DATE	IDAHO LICENSED DATE	TOTAL ASSETS	CAPITAL AND SURPLUS	NET INCOME	LINE(S) OF BUSINESS
10671	THE GRAY CAS & SURETY CO	LA	3/7/1996	9/26/2022	\$ 138,097,758	\$ 108,231,296	\$ 3,305,045	Surety
41769	THE TRAVELERS CAS CO	CT	12/10/1982	9/6/1983	\$ 246,395,935	\$ 59,706,587	\$ 5,608,939	Casualty, Including Workers' Compensation; Marine and Transportation; Property; Surety
25534	TIG INS CO	CA	3/8/1911	7/6/1932	\$ 1,563,794,626	\$ 438,253,108	\$ (165,991,726)	Casualty, Including Workers' Compensation; Disability, Excluding Managed Care; Marine and Transportation; Property; Surety
32301	TNUS INS CO	NY	2/11/2004	7/1/2004	\$ 67,228,216	\$ 64,486,384	\$ 1,297,875	Casualty, Excluding Workers' Compensation; Marine and Transportation; Property; Surety
44245	TOGGLE INS CO	DE	9/21/1989	8/6/2009	\$ 84,118,254	\$ 74,266,730	\$ 316,148	Casualty, Excluding Workers' Compensation; Disability, Excluding Managed Care; Marine and Transportation; Property
10945	TOKIO MARINE AMER INS CO	NY	8/13/1998	8/1/2012	\$ 1,420,221,185	\$ 484,080,035	\$ 40,812,711	Casualty, Including Workers' Compensation; Disability, Excluding Managed Care; Marine and Transportation; Property; Surety
37621	TOYOTA MOTOR INS CO	IA	9/3/1909	12/10/1952	\$ 833,228,318	\$ 375,796,075	\$ 54,307,082	Casualty, Excluding Workers' Compensation; Marine and Transportation; Property; Surety
41238	TRANS PACIFIC INS CO	NY	1/21/1982	6/24/1983	\$ 73,555,514	\$ 59,897,116	\$ 1,019,551	Casualty, Including Workers' Compensation; Marine and Transportation; Property; Surety
10952	TRANSAMERICA CAS INS CO	IA	11/15/1957	7/25/1974	\$ 20,124,293	\$ 13,587,656	\$ 582,586	Casualty, Excluding Workers' Compensation; Disability, Excluding Managed Care; Marine and Transportation; Property; Surety
19453	TRANSATLANTIC REINS CO	NY	10/29/1952	3/22/1978	\$ 15,404,993,637	\$ 3,874,622,697	\$ (128,574,450)	Casualty, Including Workers' Compensation; Disability, Excluding Managed Care; Marine and Transportation; Property
28886	TRANSGUARD INS CO OF AMER INC	IL	6/18/1987	1/12/1998	\$ 609,048,524	\$ 223,008,971	\$ 74,216,988	Casualty, Excluding Workers' Compensation; Casualty, Including Workers' Compensation; Marine and Transportation; Property; Surety
33014	TRANSPORT INS CO	OH	5/25/1976	12/21/1976	\$ 30,146,116	\$ 5,009,663	\$ 1,059,459	Casualty, Including Workers' Compensation; Marine and Transportation; Property; Surety
20494	TRANSPORTATION INS CO	IL	2/11/1938	7/10/1951	\$ 71,157,030	\$ 71,095,425	\$ 1,875,756	Casualty, Including Workers' Compensation; Disability, Excluding Managed Care; Marine and Transportation; Property; Surety
21075	TRANSVERSE INS CO	TX	3/14/1961	12/14/1972	\$ 96,176,769	\$ 32,933,809	\$ 2,791,655	Casualty, Including Workers' Compensation; Disability, Excluding Managed Care; Marine and Transportation; Property; Surety
28188	TRAVCO INS CO	CT	7/24/1991	10/10/1995	\$ 266,918,922	\$ 65,361,366	\$ 5,215,750	Casualty, Excluding Workers' Compensation; Marine and Transportation; Property
19038	TRAVELERS CAS & SURETY CO	CT	5/1/1883	1/1/1965	\$ 20,878,511,280	\$ 7,738,727,086	\$ 1,019,059,444	Casualty, Including Workers' Compensation; Disability, Excluding Managed Care; Marine and Transportation; Property; Surety
31194	TRAVELERS CAS & SURETY CO OF AMER	CT	7/18/1974	8/16/1988	\$ 5,440,130,489	\$ 2,249,444,782	\$ 558,622,866	Casualty, Including Workers' Compensation; Disability, Excluding Managed Care; Marine and Transportation; Property; Surety
36170	TRAVELERS CAS CO OF CT	CT	1/3/1990	5/28/1991	\$ 395,752,829	\$ 92,893,026	\$ 9,537,976	Casualty, Including Workers' Compensation; Marine and Transportation; Property; Surety
19046	TRAVELERS CAS INS CO OF AMER	CT	8/12/1971	4/12/1978	\$ 2,321,254,689	\$ 545,054,780	\$ 56,141,050	Casualty, Including Workers' Compensation; Disability, Excluding Managed Care; Marine and Transportation; Property; Surety

COCODE	COMPANY NAME	STATE OF DOMICILE	INCORPORATED DATE	IDAHO LICENSED DATE	TOTAL ASSETS	CAPITAL AND SURPLUS	NET INCOME	LINE(S) OF BUSINESS
40282	TRAVELERS COMMERCIAL CAS CO	CT	5/20/1981	12/17/1984	\$ 395,264,813	\$ 92,228,322	\$ 9,463,704	Casualty, Excluding Workers' Compensation; Casualty, Including Workers' Compensation; Disability, Excluding Managed Care; Marine and Transportation; Property; Surety
36137	TRAVELERS COMMERCIAL INS CO	CT	1/3/1990	7/1/1991	\$ 426,314,720	\$ 103,321,505	\$ 8,419,889	Casualty, Including Workers' Compensation; Marine and Transportation; Property; Surety
41750	TRAVELERS CONSTITUTION STATE INS CO	CT	12/10/1982	9/6/1983	\$ 245,933,724	\$ 59,582,624	\$ 5,334,469	Casualty, Including Workers' Compensation; Marine and Transportation; Property; Surety
27998	TRAVELERS HOME & MARINE INS CO	CT	7/24/1991	10/10/1995	\$ 379,086,195	\$ 108,345,985	\$ 6,001,696	Casualty, Excluding Workers' Compensation; Marine and Transportation; Property
25658	TRAVELERS IND CO	CT	3/25/1903	8/11/1923	\$ 26,627,110,540	\$ 7,256,594,446	\$ 523,595,138	Casualty, Including Workers' Compensation; Disability, Excluding Managed Care; Marine and Transportation; Property; Surety
25666	TRAVELERS IND CO OF AMER	CT	1/2/1946	5/13/1968	\$ 731,495,014	\$ 183,740,290	\$ 16,935,943	Casualty, Including Workers' Compensation; Marine and Transportation; Property; Surety
25682	TRAVELERS IND CO OF CT	CT	5/1/1859	12/28/1966	\$ 1,287,265,556	\$ 329,304,142	\$ 28,414,012	Casualty, Including Workers' Compensation; Disability, Excluding Managed Care; Marine and Transportation; Property; Surety
25674	TRAVELERS PROP CAS CO OF AMER	CT	7/29/1971	4/1/1973	\$ 1,025,204,799	\$ 468,481,769	\$ 15,586,086	Casualty, Including Workers' Compensation; Marine and Transportation; Property; Surety
36161	TRAVELERS PROP CAS INS CO	CT	1/3/1990	3/21/1991	\$ 344,607,966	\$ 83,001,908	\$ 6,434,566	Casualty, Excluding Workers' Compensation; Marine and Transportation; Property
31003	TRI STATE INS CO OF MN	IA	4/1/1974	3/1/2008	\$ 269,628,597	\$ 36,165,151	\$ 727,989	Casualty, Including Workers' Compensation; Disability, Excluding Managed Care; Marine and Transportation; Property; Surety
28535	TRIANGLE INS CO INC	OK	1/3/1992	11/3/2015	\$ 173,704,791	\$ 58,015,681	\$ (266,768)	Casualty, Excluding Workers' Compensation; Marine and Transportation; Property; Surety
19887	TRINITY UNIVERSAL INS CO	TX	1/26/1926	9/9/1992	\$ 4,674,111,703	\$ 1,043,696,629	\$ (182,513,069)	Casualty, Including Workers' Compensation; Marine and Transportation; Property; Surety
22225	TRISURA INS CO	OK	8/19/1971	5/9/2022	\$ 264,515,391	\$ 181,272,513	\$ 1,853,986	Casualty, Excluding Workers' Compensation; Disability, Excluding Managed Care; Marine and Transportation; Property; Surety
41211	TRITON INS CO	TX	3/25/1982	12/23/1985	\$ 727,706,420	\$ 210,160,159	\$ 58,237,142	Casualty, Excluding Workers' Compensation; Marine and Transportation; Property; Surety
41106	TRIUMPHE CAS CO	OH	10/20/1981	1/1/2015	\$ 95,767,691	\$ 23,530,427	\$ 1,582,477	Casualty, Including Workers' Compensation; Marine and Transportation; Property; Surety
21709	TRUCK INS EXCH	CA	2/5/1935	4/1/1935	\$ 2,697,759,799	\$ 715,394,367	\$ (53,228,900)	Casualty, Including Workers' Compensation; Disability, Excluding Managed Care; Marine and Transportation; Property; Surety
27120	TRUMBULL INS CO	CT	10/10/1986	11/8/1995	\$ 299,899,423	\$ 151,525,454	\$ 16,208,644	Casualty, Including Workers' Compensation; Marine and Transportation; Property; Surety
29459	TWIN CITY FIRE INS CO CO	IN	3/5/1987	7/1/1987	\$ 730,627,999	\$ 284,635,472	\$ 34,742,093	Casualty, Including Workers' Compensation; Disability, Excluding Managed Care; Marine and Transportation; Property; Surety
36676	UMIA INS INC	UT	11/22/1978	1/3/1991	\$ 260,176,207	\$ 93,195,416	\$ (7,199,273)	Casualty, Excluding Workers' Compensation
25844	UNION INS CO	IA	3/21/1973	7/13/1982	\$ 178,522,566	\$ 50,088,217	\$ 707,203	Casualty, Excluding Workers' Compensation; Casualty, Including Workers' Compensation; Marine and Transportation; Property; Surety

COCODE	COMPANY NAME	STATE OF DOMICILE	INCORPORATED DATE	IDAHO LICENSED DATE	TOTAL ASSETS	CAPITAL AND SURPLUS	NET INCOME	LINE(S) OF BUSINESS
21423	UNION INS CO OF PROVIDENCE	IA	5/15/1863	7/18/2018	\$ 20,749,513	\$ 20,611,397	\$ 612,966	Casualty, Including Workers' Compensation; Marine and Transportation; Property; Surety
36226	UNITED CAS & SURETY INS CO	NE	6/28/1993	5/22/2017	\$ 50,765,715	\$ 19,488,985	\$ 650,915	Surety
11770	UNITED FINANCIAL CAS CO	OH	6/13/1984	6/27/1995	\$ 8,692,188,162	\$ 1,811,553,582	\$ 420,841,556	Casualty, Excluding Workers' Compensation; Marine and Transportation; Property
13021	UNITED FIRE & CAS CO	IA	1/2/1946	10/29/1980	\$ 1,938,878,906	\$ 717,708,543	\$ 25,170,457	Casualty, Excluding Workers' Compensation; Marine and Transportation; Property; Surety
15873	UNITED GUAR RESIDENTIAL INS CO	NC	11/27/1963	11/9/1964	\$ 2,004,686,073	\$ 111,061,164	\$ 137,167,313	Mortgage Guaranty
16667	UNITED GUAR RESIDENTIAL INS CO OF NC	NC	4/5/1963	5/14/1980	\$ 13,343,147	\$ 9,413,153	\$ (477,722)	Casualty, Excluding Workers' Compensation
18939	UNITED HERITAGE PROP & CAS CO	ID	4/1/1908	4/21/1908	\$ 35,697,419	\$ 12,039,931	\$ (203,196)	Casualty, Excluding Workers' Compensation; Property
25941	UNITED SERV AUTOMOBILE ASSN	TX	6/20/1922	10/31/1962	\$ 36,948,645,209	\$ 24,984,931,007	\$ (789,833,083)	Casualty, Excluding Workers' Compensation; Marine and Transportation; Property
25887	UNITED STATES FIDELITY & GUAR CO	CT	3/19/1896	6/20/1899	\$ 3,743,139,555	\$ 872,462,281	\$ 83,021,593	Casualty, Including Workers' Compensation; Disability, Excluding Managed Care; Marine and Transportation; Property; Surety
21113	UNITED STATES FIRE INS CO	DE	4/1/1824	12/29/2003	\$ 6,490,928,636	\$ 2,045,817,823	\$ 1,159,311,879	Casualty, Including Workers' Compensation; Disability, Excluding Managed Care; Marine and Transportation; Property; Surety
25895	UNITED STATES LIAB INS CO	NE	4/12/1867	2/5/1965	\$ 1,808,291,784	\$ 1,230,026,031	\$ 135,701,072	Casualty, Excluding Workers' Compensation; Marine and Transportation; Property; Surety
29157	UNITED WI INS CO	WI	9/11/1957	4/16/1991	\$ 216,959,511	\$ 128,859,456	\$ 1,260,669	Casualty, Including Workers' Compensation; Disability, Excluding Managed Care; Marine and Transportation; Property; Surety
16063	UNITRIN AUTO & HOME INS CO	NY	10/15/1996	12/31/1996	\$ 53,180,002	\$ 34,572,051	\$ 1,042,495	Casualty, Excluding Workers' Compensation; Casualty, Including Workers' Compensation; Disability, Excluding Managed Care; Marine and Transportation; Property; Surety
25909	UNITRIN PREFERRED INS CO	NY	9/28/1942	12/8/1999	\$ 15,193,879	\$ 9,358,610	\$ 262,647	Casualty, Excluding Workers' Compensation; Disability, Excluding Managed Care; Marine and Transportation; Property; Surety
40703	UNITRIN SAFEGUARD INS CO	WI	1/25/1982	3/21/1991	\$ 49,071,772	\$ 9,471,625	\$ 382,050	Casualty, Excluding Workers' Compensation; Marine and Transportation; Property
32867	UNIVERSAL FIRE & CAS INS CO	IN	2/4/1976	11/4/2005	\$ 84,021,821	\$ 59,195,832	\$ (1,165,176)	Casualty, Excluding Workers' Compensation; Marine and Transportation; Property; Surety
25933	UNIVERSAL SURETY CO	NE	5/1/1947	6/4/1981	\$ 269,944,713	\$ 230,067,407	\$ 8,724,338	Surety
13200	UNIVERSAL SURETY OF AMER	SD	5/14/1984	5/13/1997	\$ 10,866,000	\$ 10,807,300	\$ 186,954	Casualty, Excluding Workers' Compensation; Surety
41181	UNIVERSAL UNDERWRITERS INS CO	IL	1/25/1982	11/30/1982	\$ 338,029,954	\$ 332,435,952	\$ 5,021,089	Casualty, Including Workers' Compensation; Disability, Excluding Managed Care; Marine and Transportation; Property; Surety
40843	UNIVERSAL UNDERWRITERS OF TX INS	IL	8/28/1981	5/24/2006	\$ 11,033,753	\$ 10,986,783	\$ 113,199	Casualty, Excluding Workers' Compensation; Marine and Transportation; Property; Surety
29599	US SPECIALTY INS CO	TX	10/28/1986	4/15/1988	\$ 2,445,117,294	\$ 575,599,540	\$ 98,469,837	Casualty, Excluding Workers' Compensation; Casualty, Including Workers' Compensation; Disability, Excluding Managed Care; Marine and Transportation; Property; Surety
35416	US UNDERWRITERS INS CO	ND	10/22/1992	9/20/2013	\$ 180,141,888	\$ 139,134,514	\$ 6,855,785	Casualty, Excluding Workers' Compensation; Marine and Transportation; Property; Surety

COCODE	COMPANY NAME	STATE OF DOMICILE	INCORPORATED DATE	IDAHO LICENSED DATE	TOTAL ASSETS	CAPITAL AND SURPLUS	NET INCOME	LINE(S) OF BUSINESS
25968	USAA CAS INS CO	TX	7/16/1990	12/31/1990	\$ 14,066,212,216	\$ 5,867,381,466	\$ (592,524,046)	Casualty, Excluding Workers' Compensation; Marine and Transportation; Property
18600	USAA GEN IND CO	TX	6/23/1972	12/24/1974	\$ 7,721,504,491	\$ 2,624,883,919	\$ (316,089,423)	Casualty, Excluding Workers' Compensation; Marine and Transportation; Property
25976	UTICA MUT INS CO	NY	2/13/1914	12/29/1959	\$ 3,590,893,173	\$ 1,374,109,451	\$ 95,864,712	Casualty, Including Workers' Compensation; Marine and Transportation; Property; Surety
20508	VALLEY FORGE INS CO	PA	4/28/1944	9/2/1957	\$ 54,592,503	\$ 54,563,107	\$ 1,769,996	Casualty, Including Workers' Compensation; Disability, Excluding Managed Care; Marine and Transportation; Property; Surety
21172	VANLINER INS CO	OH	4/16/1953	9/24/1968	\$ 673,842,898	\$ 202,920,982	\$ 18,615,168	Casualty, Including Workers' Compensation; Marine and Transportation; Property
32077	VANTAGE RISK ASSUR CO	KS	6/4/1974	1/16/1984	\$ 113,907,182	\$ 99,432,313	\$ (986,369)	Casualty, Excluding Workers' Compensation; Disability, Excluding Managed Care; Marine and Transportation; Property; Surety
44768	VANTAPRO SPECIALTY INS CO	AR	6/30/1991	10/28/2021	\$ 45,427,256	\$ 23,352,303	\$ (175,949)	Casualty, Including Workers' Compensation; Disability, Excluding Managed Care; Marine and Transportation; Property; Surety
10815	VERLAN FIRE INS CO MD	NH	1/1/2009	9/27/2010	\$ 25,910,331	\$ 25,884,416	\$ 509,316	Casualty, Excluding Workers' Compensation; Marine and Transportation; Property; Surety
42889	VICTORIA FIRE & CAS CO	OH	7/11/1983	7/1/1996	\$ 43,268,693	\$ 42,672,963	\$ 698,828	Casualty, Excluding Workers' Compensation; Casualty, Including Workers' Compensation; Property
20397	VIGILANT INS CO	NY	7/17/1939	9/9/1953	\$ 474,985,240	\$ 361,723,267	\$ 7,023,768	Casualty, Including Workers' Compensation; Disability, Excluding Managed Care; Marine and Transportation; Property; Surety
13137	VIKING INS CO OF WI	WI	8/10/1971	10/11/1977	\$ 571,882,760	\$ 207,287,097	\$ 8,173,413	Casualty, Excluding Workers' Compensation; Disability, Excluding Managed Care; Property
40827	VIRGINIA SURETY CO INC	IL	1/7/1982	6/30/1982	\$ 1,856,767,476	\$ 344,888,692	\$ 72,709,441	Casualty, Including Workers' Compensation; Disability, Excluding Managed Care; Marine and Transportation; Property; Surety
26085	WARNER INS CO	IL	6/28/1985	11/28/1986	\$ 17,964,915	\$ 17,941,940	\$ 141,770	Casualty, Excluding Workers' Compensation; Marine and Transportation; Property; Surety
25585	WATFORD INS CO	NJ	6/4/1987	6/5/2019	\$ 56,503,123	\$ 27,241,593	\$ 885,719	Casualty, Excluding Workers' Compensation; Casualty, Including Workers' Compensation; Disability, Excluding Managed Care; Marine and Transportation; Property; Surety
26069	WAUSAU BUSINESS INS CO	WI	12/27/1907	11/2/1992	\$ 34,188,255	\$ 32,040,055	\$ 529,052	Casualty, Including Workers' Compensation; Marine and Transportation; Property; Surety
26042	WAUSAU UNDERWRITERS INS CO	WI	9/27/1979	12/31/1979	\$ 131,682,601	\$ 75,787,711	\$ 1,338,219	Casualty, Including Workers' Compensation; Disability, Excluding Managed Care; Marine and Transportation; Property; Surety
40517	WCF NATL INS CO	UT	9/4/1981	12/4/1984	\$ 325,645,745	\$ 233,007,568	\$ (1,123,922)	Casualty, Including Workers' Compensation; Marine and Transportation; Property; Surety
21865	WCF SELECT INS CO	CA	12/21/1922	1/2/1930	\$ 27,672,260	\$ 27,628,671	\$ 880,430	Casualty, Including Workers' Compensation; Disability, Excluding Managed Care; Marine and Transportation; Property; Surety
32280	WELLFLEET INS CO	IN	3/21/1986	1/1/1996	\$ 271,982,241	\$ 57,979,311	\$ (188,358)	Casualty, Including Workers' Compensation; Disability, Excluding Managed Care
20931	WELLFLEET NY INS CO	NY	1/1/1929	8/24/1950	\$ 170,720,403	\$ 34,049,918	\$ (3,274,544)	Casualty, Including Workers' Compensation; Marine and Transportation; Property; Surety

COCODE	COMPANY NAME	STATE OF DOMICILE	INCORPORATED DATE	IDAHO LICENSED DATE	TOTAL ASSETS	CAPITAL AND SURPLUS	NET INCOME	LINE(S) OF BUSINESS
25011	WESCO INS CO	DE	12/12/1962	8/16/1988	\$ 2,217,698,064	\$ 525,502,712	\$ 21,479,932	Casualty, Excluding Workers' Compensation; Casualty, Including Workers' Compensation; Disability, Excluding Managed Care; Marine and Transportation; Property; Surety
44393	WEST AMER INS CO	IN	9/6/1991	1/18/1996	\$ 57,901,649	\$ 50,428,883	\$ 956,725	Casualty, Including Workers' Compensation; Marine and Transportation; Property; Surety
15350	WEST BEND MUT INS CO	WI	4/13/1894	7/24/2019	\$ 3,997,189,129	\$ 1,513,998,153	\$ (9,695,891)	Casualty, Including Workers' Compensation; Marine and Transportation; Property; Surety
10030	WESTCHESTER FIRE INS CO	PA	5/27/1971	4/1/1973	\$ 191,575,778	\$ 51,336,096	\$ (3,372,618)	Casualty, Including Workers' Compensation; Marine and Transportation; Property; Surety
27871	WESTERN AGRIC INS CO	IA	10/15/1971	8/22/1980	\$ 15,522,910	\$ 9,992,980	\$ (219,195)	Casualty, Excluding Workers' Compensation; Disability, Excluding Managed Care; Marine and Transportation; Property; Surety
39519	WESTERN COMM INS CO	ID	4/4/1980	8/18/1980	\$ 63,028,684	\$ 43,105,175	\$ 2,097,048	Casualty, Including Workers' Compensation; Disability, Excluding Managed Care; Marine and Transportation; Property; Surety
13625	WESTERN MUT INS CO	CA	3/7/1942	11/15/2022	\$ 104,002,714	\$ 75,676,032	\$ 3,189,338	Casualty, Excluding Workers' Compensation; Property
24465	WESTERN NATL ASSUR CO	MN	6/28/1957	10/15/1957	\$ 113,522,150	\$ 42,973,569	\$ 1,449,840	Casualty, Including Workers' Compensation; Disability, Excluding Managed Care; Marine and Transportation; Property; Surety
15377	WESTERN NATL MUT INS CO	MN	5/6/1915	6/15/2011	\$ 1,732,122,923	\$ 775,075,112	\$ 59,759,423	Casualty, Including Workers' Compensation; Marine and Transportation; Property; Surety
30961	WESTERN PROTECTORS INS CO	OR	5/27/1987	12/6/1994	\$ 8,894,315	\$ 8,752,646	\$ 141,204	Casualty, Excluding Workers' Compensation; Property
13188	WESTERN SURETY CO	SD	7/16/1900	8/27/1958	\$ 2,105,593,621	\$ 1,516,583,471	\$ 143,224,296	Casualty, Excluding Workers' Compensation; Surety
24112	WESTFIELD INS CO	OH	7/12/1929	4/24/1969	\$ 3,262,324,661	\$ 1,251,376,610	\$ (34,320,737)	Casualty, Excluding Workers' Compensation; Casualty, Including Workers' Compensation; Marine and Transportation; Property; Surety
24120	WESTFIELD NATL INS CO	OH	4/11/1968	3/1/2013	\$ 823,825,190	\$ 374,154,189	\$ (493,371)	Casualty, Including Workers' Compensation; Marine and Transportation; Property
39845	WESTPORT INS CORP	MO	3/13/1981	9/30/1981	\$ 3,205,245,855	\$ 1,055,826,815	\$ 161,248,091	Casualty, Excluding Workers' Compensation; Casualty, Including Workers' Compensation; Disability, Excluding Managed Care; Marine and Transportation; Property; Surety
11932	WHITE PINE INS CO	MI	7/9/1969	8/30/2013	\$ 57,292,961	\$ 20,650,651	\$ (4,171,060)	Casualty, Excluding Workers' Compensation; Marine and Transportation; Property
25780	WILLIAMSBURG NATL INS CO	MI	9/18/1986	5/1/1998	\$ 19,267,308	\$ 18,904,797	\$ 219,085	Casualty, Including Workers' Compensation; Marine and Transportation; Property; Surety
30155	WILMINGTON INS CO	DE	7/30/1895	3/22/1996	\$ 12,138,391	\$ 6,028,968	\$ 1,956	Disability, Excluding Managed Care
13234	WILSHIRE INS CO	NC	9/6/1985	7/7/1987	\$ 413,718,410	\$ 123,665,000	\$ 8,078,660	Casualty, Excluding Workers' Compensation; Disability, Excluding Managed Care; Marine and Transportation; Property; Surety
31232	WORK FIRST CAS CO	DE	2/19/1936	9/15/1987	\$ 100,781,801	\$ 42,645,523	\$ 7,744,129	Casualty, Excluding Workers' Compensation; Casualty, Including Workers' Compensation; Marine and Transportation; Property
34576	WORKERS COMP EXCH	ID	1/1/1919	1/1/1919	\$ 9,333,611	\$ 490,444	\$ -	Casualty, Including Workers' Compensation
11523	WRIGHT NATL FLOOD INS CO	TX	11/7/2002	7/12/2011	\$ 40,348,111	\$ 31,776,741	\$ 1,255,646	Property
40193	X L INS CO OF NY	NY	9/23/1994	7/1/2012	\$ 82,197,703	\$ 79,726,111	\$ 354,945	Casualty, Including Workers' Compensation; Marine and Transportation; Property; Surety

COCODE	COMPANY NAME	STATE OF DOMICILE	INCORPORATED DATE	IDAHO LICENSED DATE	TOTAL ASSETS	CAPITAL AND SURPLUS	NET INCOME	LINE(S) OF BUSINESS
24554	XL INS AMER INC	DE	11/10/1945	10/21/1966	\$ 431,990,906	\$ 274,024,395	\$ 25,700,901	Casualty, Including Workers' Compensation; Disability, Excluding Managed Care; Marine and Transportation; Property; Surety
20583	XL REINS AMER INC	NY	5/6/1929	7/25/1938	\$ 2,408,677,034	\$ 723,712,367	\$ (262,323,785)	Casualty, Excluding Workers' Compensation; Disability, Excluding Managed Care; Marine and Transportation; Property; Surety
37885	XL SPECIALTY INS CO	DE	11/14/1979	10/19/1995	\$ 3,501,261,018	\$ 611,625,075	\$ 65,555,542	Casualty, Including Workers' Compensation; Marine and Transportation; Property; Surety
37931	YCI INC	OK	11/13/1979	6/27/2000	\$ 10,374,638	\$ 7,647,665	\$ (158,367)	Casualty, Excluding Workers' Compensation; Marine and Transportation; Property; Surety
26220	YOSEMITE INS CO	OK	1/16/1964	1/10/1967	\$ 513,771,519	\$ 156,542,384	\$ (1,255,524)	Casualty, Excluding Workers' Compensation; Marine and Transportation; Property; Surety
30325	ZALE IND CO	TX	6/27/1973	1/18/2006	\$ 28,859,421	\$ 27,009,784	\$ 1,102,141	Casualty, Excluding Workers' Compensation; Disability, Excluding Managed Care; Marine and Transportation; Property
13269	ZENITH INS CO	CA	3/2/1949	6/1/1983	\$ 1,901,186,967	\$ 708,802,000	\$ 91,387,982	Casualty, Including Workers' Compensation; Marine and Transportation; Property; Surety
16535	ZURICH AMER INS CO	NY	6/3/1998	12/31/1998	\$ 32,161,277,824	\$ 7,457,948,223	\$ 573,961,115	Casualty, Including Workers' Compensation; Disability, Excluding Managed Care; Marine and Transportation; Property; Surety
27855	ZURICH AMER INS CO OF IL	IL	10/11/1973	6/27/1985	\$ 50,017,578	\$ 35,096,610	\$ 434,233	Casualty, Including Workers' Compensation; Marine and Transportation; Property; Surety

TITLE COMPANIES



COCODE	COMPANY NAME	STATE OF DOMICILE	INCORPORATED DATE	IDAHO LICENSED DATE	TOTAL ASSETS	CAPITAL AND SURPLUS	NET INCOME	LINE(S) OF BUSINESS
12522	AGENTS NATL TITLE INS CO	MO	10/26/2005	4/28/2022	\$ 48,780,194	\$ 27,695,212	\$ 727,365	Title
11865	AMERICAN DIGITAL TITLE INS CO	CO	8/15/2003	3/15/2022	\$ 53,446,360	\$ 53,342,139	\$ 279,686	Title
51411	AMERICAN GUAR TITLE INS CO	OK	7/2/1979	7/18/2005	\$ 48,011,164	\$ 38,959,713	\$ 5,660,765	Title
51578	AMTRUST TITLE INS CO	NY	11/10/1988	6/25/2021	\$ 54,381,907	\$ 37,846,435	\$ (345,767)	Title
50229	CHICAGO TITLE INS CO	FL	8/30/1961	5/13/1966	\$ 1,722,486,896	\$ 814,960,928	\$ 411,741,269	Title
50083	COMMONWEALTH LAND TITLE INS CO	FL	3/31/1944	10/25/1972	\$ 588,769,140	\$ 318,720,540	\$ 72,395,681	Title
50130	DOMA TITLE INS INC	SC	9/18/1958	6/28/2013	\$ 156,723,264	\$ 62,120,890	\$ 13,920,318	Title
51586	FIDELITY NATL TITLE INS CO	FL	10/6/1981	11/29/1982	\$ 1,356,330,573	\$ 541,367,993	\$ 278,866,289	Title
51624	FIRST AMER TITLE GUAR CO	TX	9/2/1983	8/10/1992	\$ 87,744,577	\$ 62,215,331	\$ 21,585,031	Title
50814	FIRST AMER TITLE INS CO	NE	9/24/1968	10/28/1969	\$ 3,417,099,821	\$ 1,776,935,795	\$ 436,267,321	Title
50369	INVESTORS TITLE INS CO	NC	1/28/1972	3/3/1997	\$ 197,363,623	\$ 112,393,427	\$ 32,188,023	Title
51020	NATIONAL TITLE INS OF NY INC	NY	3/14/1929	4/13/2011	\$ 128,643,687	\$ 53,690,347	\$ 7,197,608	Title
50520	OLD REPUBLIC NATL TITLE INS CO	FL	8/20/1907	12/8/1983	\$ 1,717,639,953	\$ 706,757,411	\$ 219,260,732	Title
50121	STEWART TITLE GUAR CO	TX	2/20/1908	4/16/1980	\$ 1,447,820,409	\$ 798,874,552	\$ 144,895,227	Title
50016	TITLE RESOURCES GUAR CO	TX	3/8/1984	10/11/2016	\$ 153,558,393	\$ 62,228,084	\$ 23,954,680	Title
50050	WESTCOR LAND TITLE INS CO	SC	1/11/1993	1/12/2007	\$ 403,184,172	\$ 161,677,326	\$ 36,687,738	Title
51152	WFG NATL TITLE INS CO	SC	6/18/1974	5/19/2005	\$ 314,518,747	\$ 108,148,927	\$ 15,506,085	Title

