



# 2015 Annual Report



**C.L. "BUTCH" OTTER**  
Governor

*State of Idaho*  
**DEPARTMENT OF INSURANCE**  
**DIVISION OF THE STATE FIRE MARSHAL**  
700 West State Street, 3rd Floor  
P.O. Box 83720  
Boise, Idaho 83720-0043  
Phone (208) 334-4370  
Fax (208) 334-4375  
[www.doi.idaho.gov](http://www.doi.idaho.gov)

**DEAN L. CAMERON**  
Director

**KNUTE C. SANDAHL**  
State Fire Marshal

July 1, 2016

Honorable C.L. "Butch" Otter  
Governor, State of Idaho  
Statehouse  
Boise, Idaho 83720

Dear Governor Otter,

The 2015 edition of the State Fire Marshal's Annual Report includes data and information collected organized fire service providers, including municipal fire departments, fire districts, and fire protection associations throughout Idaho.

Organized fire service providers contribute statistical data through the Idaho Fire Incident Reporting System (IFIRS). Of the 251 organized fire service providers in Idaho, 177 contributed data through this system. This data is important in identifying fire related activity, including trends or problems with consumer products, and aids in designing specific fire prevention initiatives.

The number of fire emergency responses reported increased by 7.2% from the previous year. As our state continues to grow in population, we must address this increase and formulate cost effective strategies to prevent all types of fire. It is essential that communities recognize that fire safety is an important aspect to protect our citizens from the hazards of fire.

As wildfire poses a significant threat to all of Idaho, the State Fire Marshal's Office coordinates and works closely with our fellow state and federal fire service partners, including the Idaho Department of Lands, to take an active role in preventing and planning for response to future wildfire activity. We also continue to offer assistance to assist the rangeland fire protective associations (RFPA), which have proven to be effective assets in fighting and preventing wildfires.

Respectfully submitted,



Knute Sandahl  
Idaho State Fire Marshal





**Governor**  
C.L. "Butch" Otter

**Department of Insurance**  
Dean L. Cameron, Director

**Idaho State Fire Marshal**  
Knute C. Sandahl

### ***Mission Statement***

*The State Fire Marshal's Office participates in and coordinates an integrated statewide system designed to protect human life from fire and explosions through fire prevention, investigation and public education activities. The program involves fire prevention activities, fire/arson investigations, code enforcement and the operation of the Idaho Fire Incident Reporting System. The State Fire Marshal's Office provides assistance to local fire agencies throughout the state.*



# Table of Contents

## STATE FIRE MARSHAL DIVISION

About State Fire Marshal Office .....	2
State Fire Marshal Staff/District Map .....	3
Classes .....	4
Fires Investigations .....	5
Plan Reviews/Inspections .....	6
Certification and Licensing .....	7

## IDAHO FIRE DEPARTMENTS

Reporting Trends .....	8
Departments NOT Reporting .....	9

## SUMMARY STATISTICS

Incident Summary of Fire Responses .....	10
Incident Summary of Non-Fire Responses .....	11
Incident Responses by Month, Day of Week, and Hour .....	12
Fire Calls by Hour, Week, and Month .....	13
Top 10 Incident Types by Incident Categories .....	14
Five-Year Trends .....	16

## STRUCTURE FIRES

Common Identified Area of Origin in Residential Structures .....	18
Reported Large Dollar Loss Structure Fire Events .....	19
Smoke Detector Performance .....	20
Automatic Extinguishing Systems .....	21

## CIVILIAN FIRE CASUALTIES

Civilian Casualties Statistics .....	22
Five-Year Trends .....	23

## FIRE SERVICE CASUALTIES

Fire Service Injuries Last Five Years/Time of Day .....	24
---	----

Comparisons of 2014 and 2015 County Populations and Reported Incidents .....	25
Fire Departments by County .....	26
Glossary of Terms .....	35

# STATE FIRE MARSHAL

Through our offices in Boise, Coeur d'Alene, and Idaho Falls, our dedicated staff works with a broad spectrum of customers in both the public and private sectors.

By statute we are responsible for:

- Adoption of the fire code as a minimum standard for the state
- Prescribe regulations and making rules related to the fire code
- Reviewing plans for all new and remodeled state buildings for compliance with adopted fire codes
- Inspect and test new fire sprinkler systems and fire alarm systems in all new and remodeled state buildings
- Collect information on all fires in Idaho
- Regulate the fire sprinkler industry
- Review plans for single service fire sprinkler systems installed in Idaho
- License fireworks wholesale and import businesses
- Ensuring compliance by cigarette manufacturers with Idaho Reduced Cigarette Ignition Propensity law
- Training and certifying local authorities who apply the provisions of the adopted statewide fire code
- Serve as an avenue for appealing local code application decisions as provided by Idaho law
- Serve as the Chief Arson Investigator for the state of Idaho

We also provide assistance to our customers by:

- Assist local fire jurisdictions with plan reviews, inspections, and code interpretation
- Conduct classes in fire investigation, code application, and incident reporting
- Answer questions and providing statistical research for:
  - o Architects
  - o Engineers
  - o Fire Code Officials
  - o Developers
  - o Attorneys
  - o Elected officials
  - o Law enforcement
  - o Individual citizens
- Participate in numerous arson task forces statewide and regional fire chief associations
- Actively involved in the development of national fire and life safety standards
- Serve as an active member of the Idaho Lands Resource Coordinating Council
- Work with the Northwest Insurance Council to establish the Arson Hotline and a reward-for-information program

## Staff/Offices

Knute Sandahl, State Fire Marshal  
Nesha Pabst, Administrative Assistant  
Teresa Jones, IFIRS Program Coordinator  
700 West State Street, 3rd Floor  
Boise, ID 83720-0043  
(208) 334-4370

## Fire Origin and Cause Investigation

### Region I

Bill Steele  
Deputy Fire Marshal  
2005 Ironwood Parkway #143  
Coeur d'Alene, ID 83814  
(208) 769-1447

### Region II

Alan Perry  
Deputy Fire Marshal  
700 West State Street, 3rd Floor  
Boise, ID 83720  
(208) 334-4370

### Region III

Ivan Hibbert  
Deputy Fire Marshal  
1820 East 17th Street, Suite 220  
Idaho Falls, ID 83404  
(208) 525-7209

## Fire Prevention

### Region I

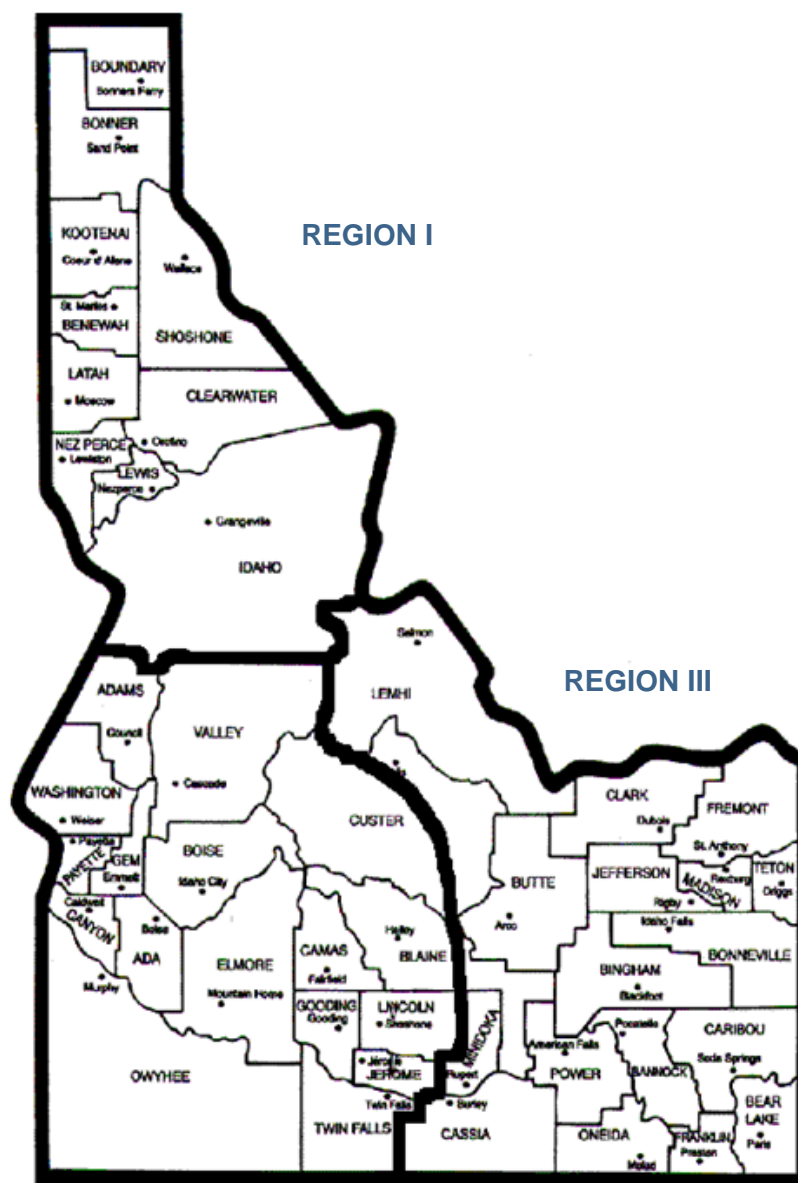
Don Strong  
Deputy Fire Marshal  
Moscow, ID 83843  
(208) 882-2368

### Region II

Tom Mroz  
Chief Deputy Fire Marshal  
700 West State Street, 3rd Floor  
Boise, ID 83720-0043  
(208) 334-4370

### Region III

Verl Jarvie  
Deputy Fire Marshal  
1820 East 17th Street, Suite 220  
Idaho Falls, ID 83404  
(208) 525-7022



## Classes

### **International Fire Code**

This three-day class provides exposure to the contents of the International Fire Code and is presented to fire department personnel or inspectors with a city or county building department upon request of the jurisdiction. The course is intended to provide continuity and consistency of code application throughout the state. A four-hour certification test is conducted at the end of the course.

### **Arson Detection for the First Responder**

Provides the first responder with knowledge and awareness of the detection of possible incendiary fires.

### **Origin and Cause Fire Investigation**

This 16-hour class is based on the National Fire Protection Association (NFPA) 921 Guide for Fire and Explosion Investigations and provides the student with basic origin and cause fire investigation knowledge and principles.

### **Arson Investigation and Evidence Preservation**

Instructs students toward a positive approach to arson investigation and best practices for the collection, preservation, and submission of fire debris evidence to our state lab.

### **Introduction to National Fire Incident Reporting System (NFIRS)**

An introduction to and experience with the NFIRS 5.0 all-incident reporting system. Students learn the purposes and benefits of incident reporting at the local, state, and national levels and receive a basic introduction to all modules and their uses.

### **Training Courses Customized to Meet Your Needs**

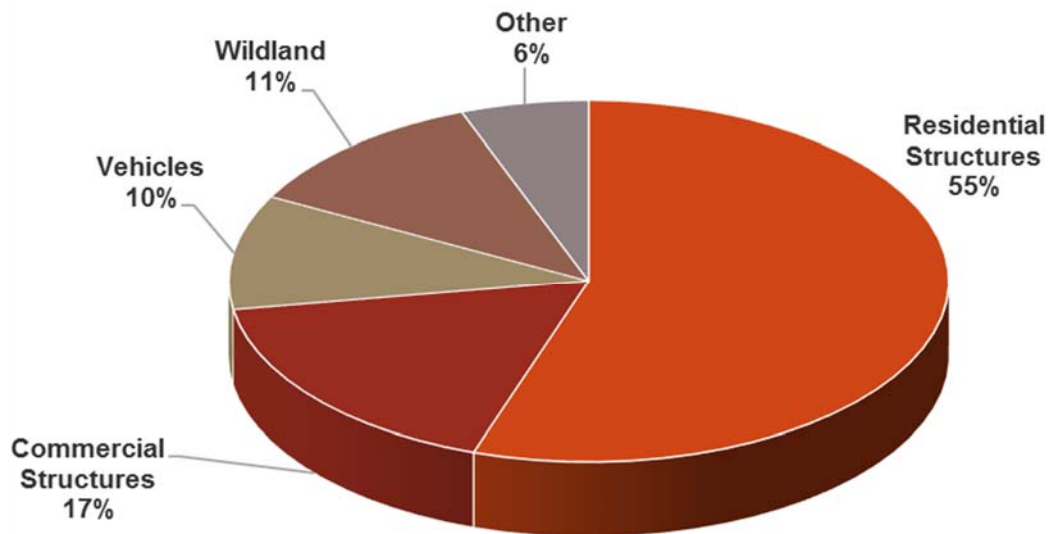
We also offer customized training opportunities for fire agencies. Our classes in both fire code and fire investigation can often be modified by content and length to meet individual needs.

Many of these classes are offered at the following academies:

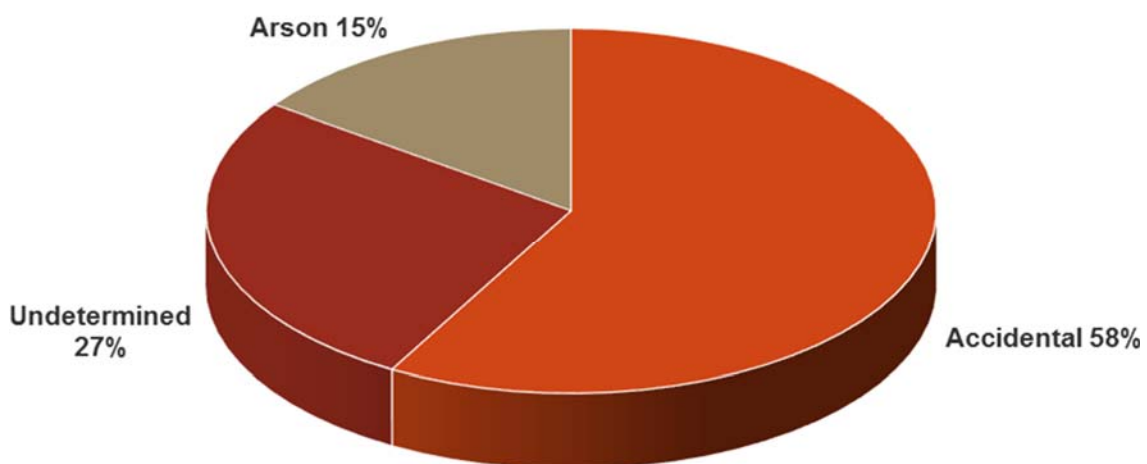
Central Idaho Fire Academy (Donnelly)  
Clearwater County Fire Academy (Orofino)  
Eastern Idaho Fire Academy (Ammon)  
North Idaho Fire Academy (Coeur d'Alene)  
Southern Idaho Fire Academy (Paul)

## Fires Investigations

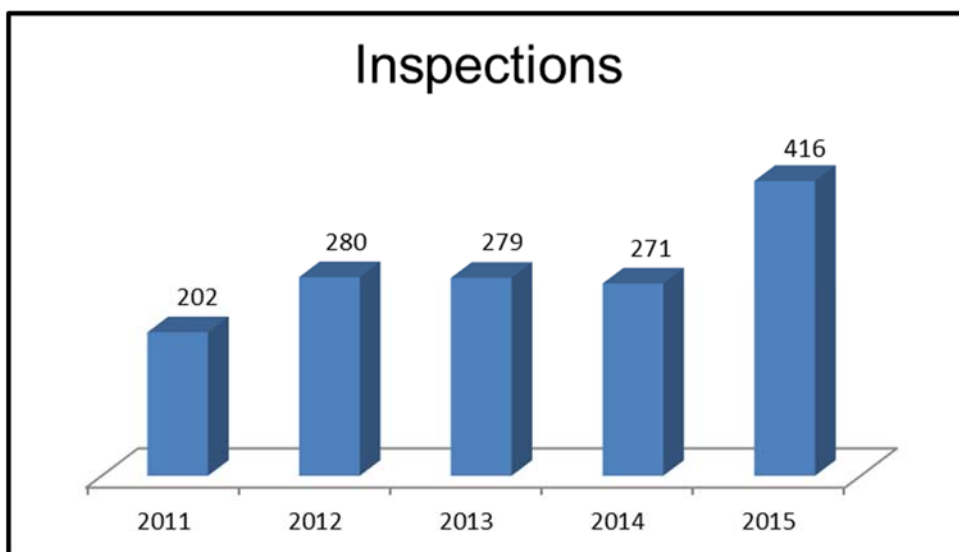
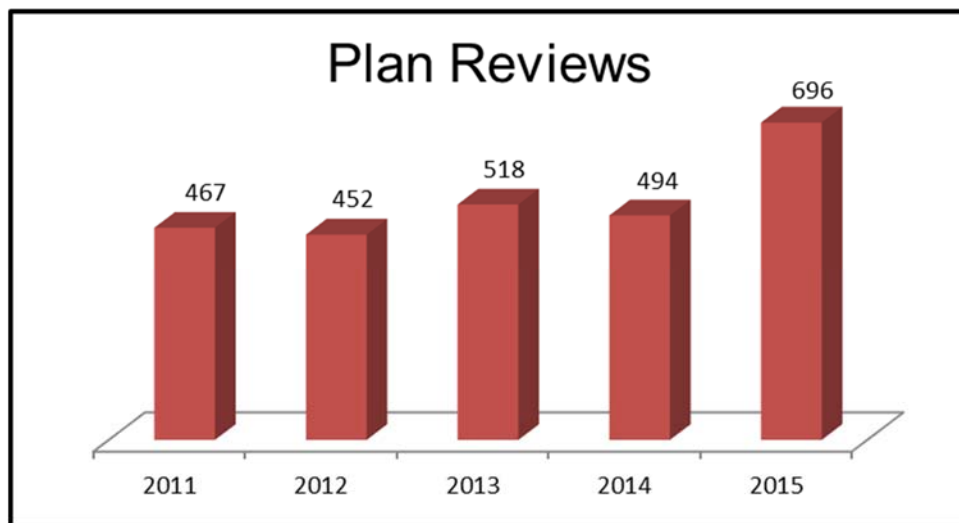
### Types of Fires Investigated



### Determination of Cause



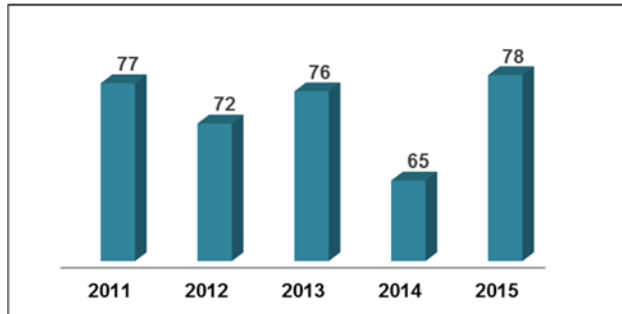
## Five-Year Trend





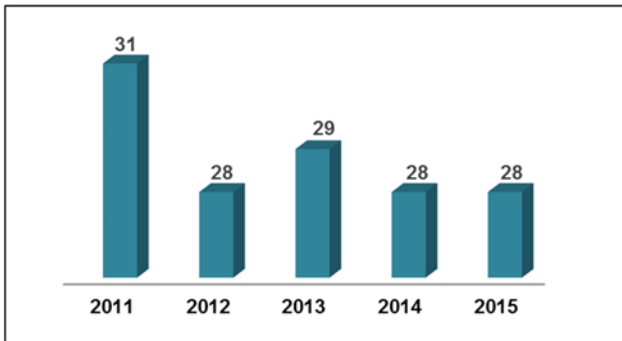
## Certification and Licensing

### Fire Protection Sprinkler Contractor Licenses



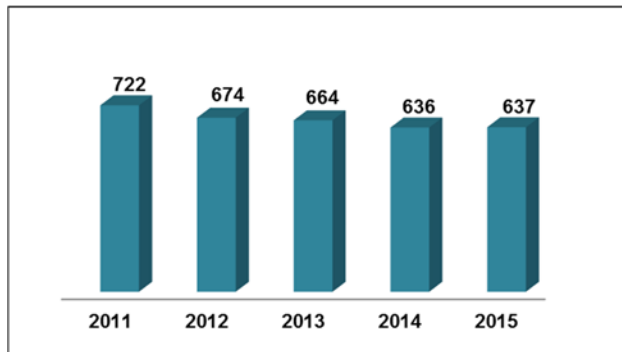
Idaho Code section 41-254(7) and IDAPA 18.01.49 gives the State Fire Marshal the responsibility to license and regulate fire sprinkler contractors.

### Fireworks Wholesale or Import Licenses



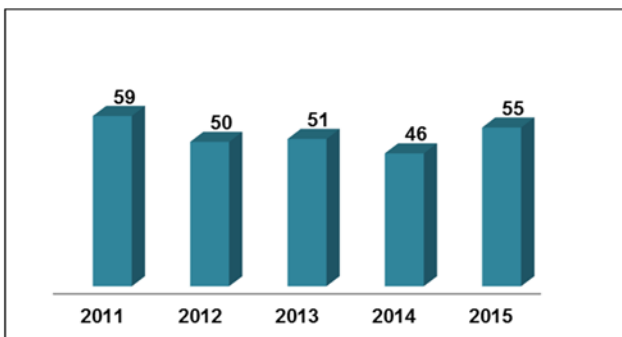
Idaho Code section 39-2603 requires anyone who imports or sells fireworks at wholesale to be licensed by the State Fire Marshal's Office.

### Fire Code Official Certifications



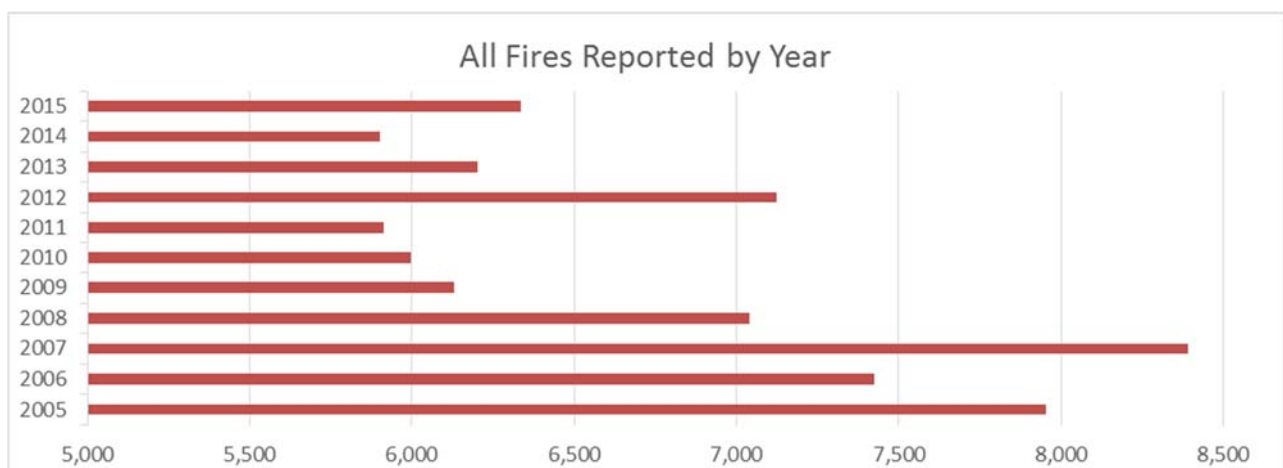
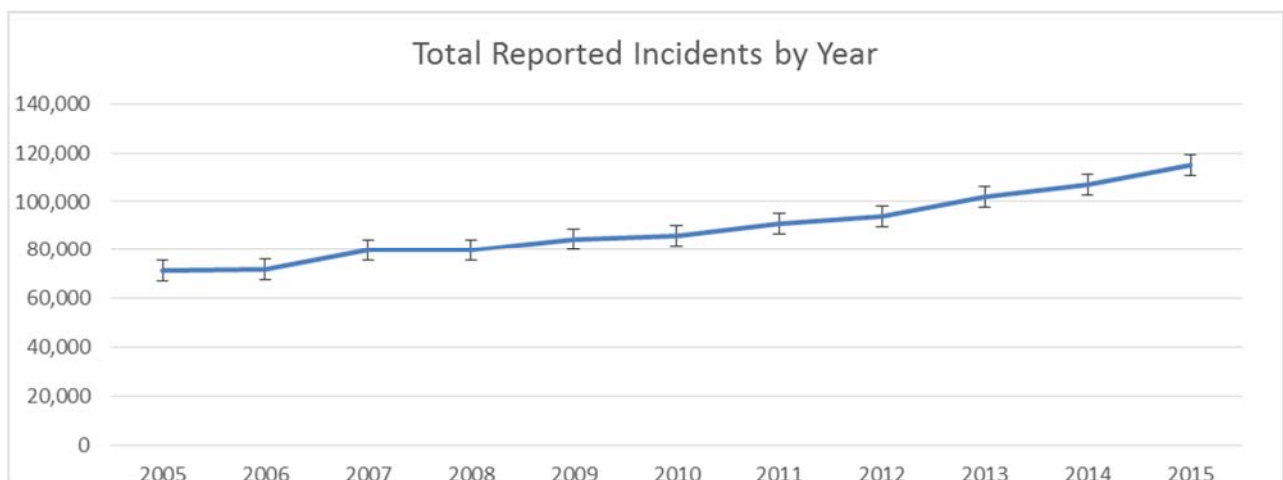
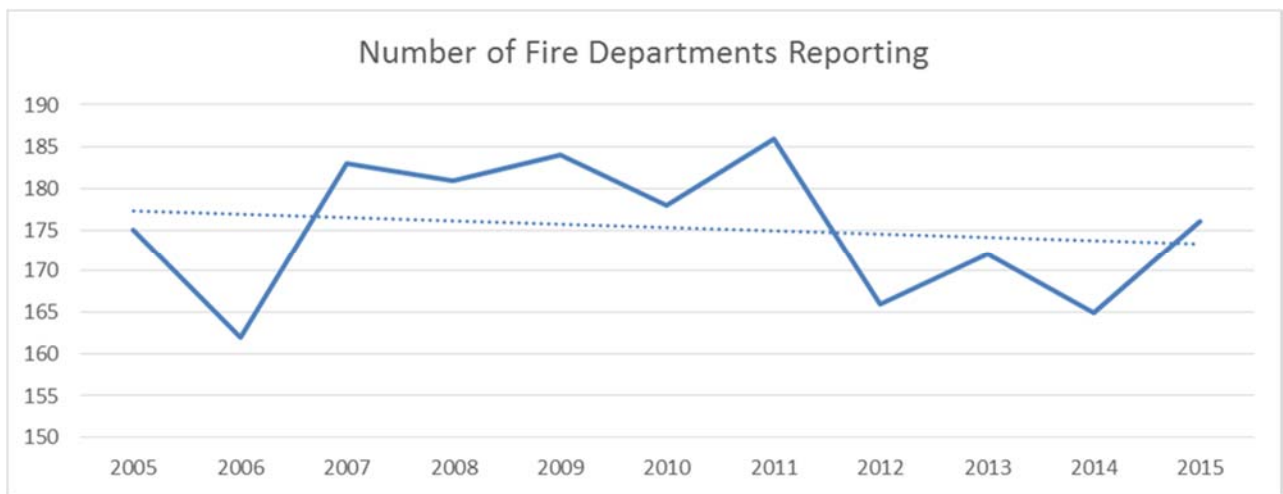
Idaho Code section 41-255(6) and IDAPA 18.01.43 requires all persons enforcing the Idaho Fire Code are required to be trained and certified by the State Fire Marshal.

### Fire Protection Sprinkler Fitter Licenses



This is a license offered by the State Fire Marshal pursuant to IDAPA 18.01.49.23

## Reporting Trends



## Departments NOT reporting for 2015

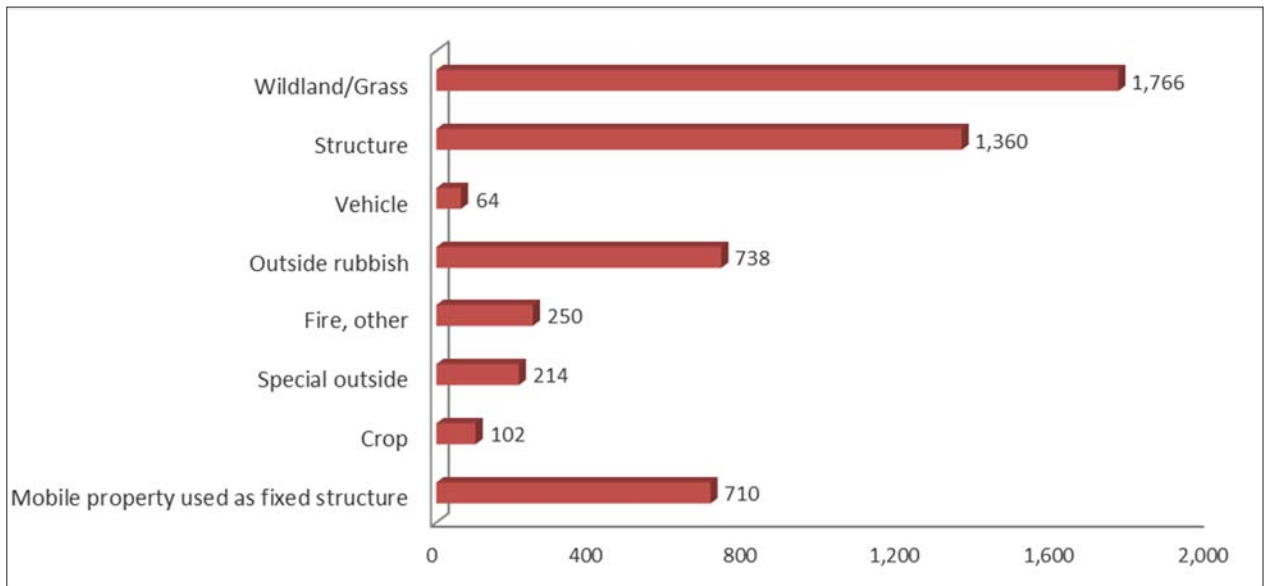
These departments did not submit incidents as of December 2015. Their reports may have an effect on the statistics.

Aberdeen/Springfield Fire District (Bingham)	Mackay Fire Department (Custer)
Ace Fire Protection Association Unit (Cassia)	Marsing Fire Protection District (Owyhee)
Arimo Fire Department (Bannock)	Meadows Valley Fire Protection District (Adams)
Atlanta Rural Fire Department (Elmore)	Nez Perce County Fire Department (Nez Perce)
Atomic City Fire Department (Bingham)	Nez Perce Fire Department (Lewis)
Bear Fire District (Adams)	North Fork Fire Protection District (Lemhi)
Bennington Fire Department (Bear Lake)	Nounan Fire Department (Bear Lake)
Big Canyon Fire District (Nez Perce)	Ovid Fire Department (Bear Lake)
Cambridge Fire Protection District (Washington)	Pahsimeroi Fire Department (Lemhi)
Carrot Ridge Volunteer Fire District (Idaho)	Paris Fire Department (Bear Lake)
Castleford Fire District (Twin Falls)	Pegram Fire Department (Bear Lake)
Clark Fork Valley Fire & Rescue (Bonner)	Pocatello Valley Fire Department (Bannock)
Clayton Volunteer Fire District (Custer)	Prairie QRU & Fire (Elmore)
Clearwater Potlatch Timber Prot. Assn. (Clearwater)	Prichard/Murray Fire Department (Shoshone)
Cuprum Volunteer Fire Department (Adams)	Raft River Fire Protection District (Cassia)
Curley Creek Fire Department (Boundary)	Richfield Fire Protection District (Lincoln)
Dietrich Rural Fire District (Lincoln)	Ridge Runner Fire Department (Idaho)
Dingle Fire Department (Bear Lake)	Roberts Fire Department (Jefferson)
Downey Volunteer Fire District (Bannock)	Robie Creek Vol. Fire Department (Boise)
Dubois City Fire Department (Clark)	Sesech Meadows Rural Fire District (Idaho)
Elk City Volunteer Fire Department (Idaho)	Shoshone Fire Department (Lincoln)
Evergreen Rural Fire District (Clearwater)	Shoshone Fire Protection District #3 (Shoshone)
Fairfield Fire Department (City of) (Camas)	Silver City Fire & Rescue, Inc. (Owyhee)
Ferdinand Fire Department (Idaho)	Smiley Creek Fire Protection District (Blaine)
Filer Fire Department (Twin Falls)	South Idaho Timber Protective Association (Valley)
Fish Haven Fire Department (Bear Lake)	Southwest Haz Mat (Canyon)
Genesee Fire Department (Latah)	St. Charles Fire Department (Bear Lake)
Geneva Fire Department (Bear Lake)	St. Joe Valley Fire District (Shoshone)
Georgetown Fire Department (Bear Lake)	St. Maries Fire Protection District (Benewah)
Grangemont Fire Department (Clearwater)	Tensed Rural Fire District (Benewah)
Hamer Fire Protection District (Jefferson)	Troy Volunteer Fire Department (Latah)
High Valley Fire Protection Association (Valley)	Troy Rural Fire Protection District (Latah)
Hope Volunteer Fire Department (Bonner)	Ucon Fire Department (Bonneville)
Horseshoe Bend Fire Department (Boise)	West Jefferson Fire Control District (Jefferson)
Horseshoe Bend Rural Fire District (Boise)	White Bird Fire Department (Idaho)
Island Park Fire Protection District (Fremont)	Wilderness Ranch Fire Protection District (Boise)
Lapwai Fire Department (Nez Perce)	
Lemhi County Fire Protection District (Lemhi)	

# SUMMARY STATISTICS

## Incident Summary

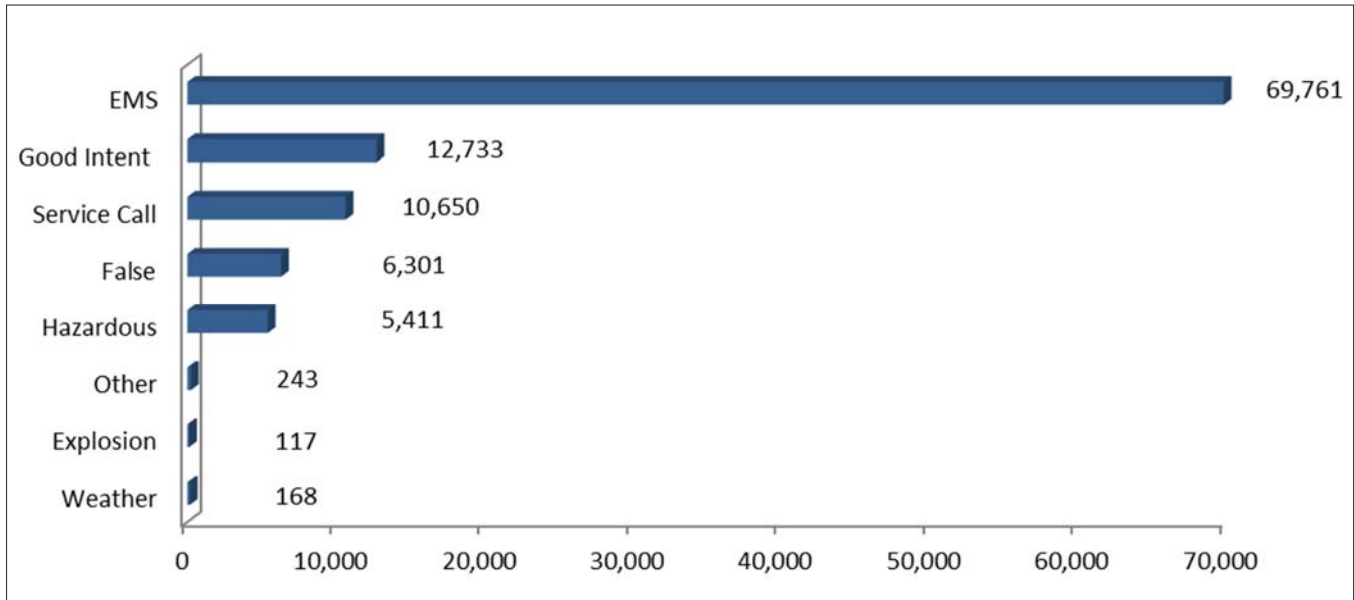
### Fires Responses



Fire Responses	Dollar Loss
Wildland/grass	\$732,864
Structure	\$56,721,716
Vehicle	\$763,041
Outside rubbish	\$47,296
Fire, other	\$636,642
Special outside	\$1,424,615
Mobile property used as fixed structure	\$6,224,043
Crop	\$1,525,232
<b>Total</b>	<b>\$68,075,449</b>

## Incident Summary

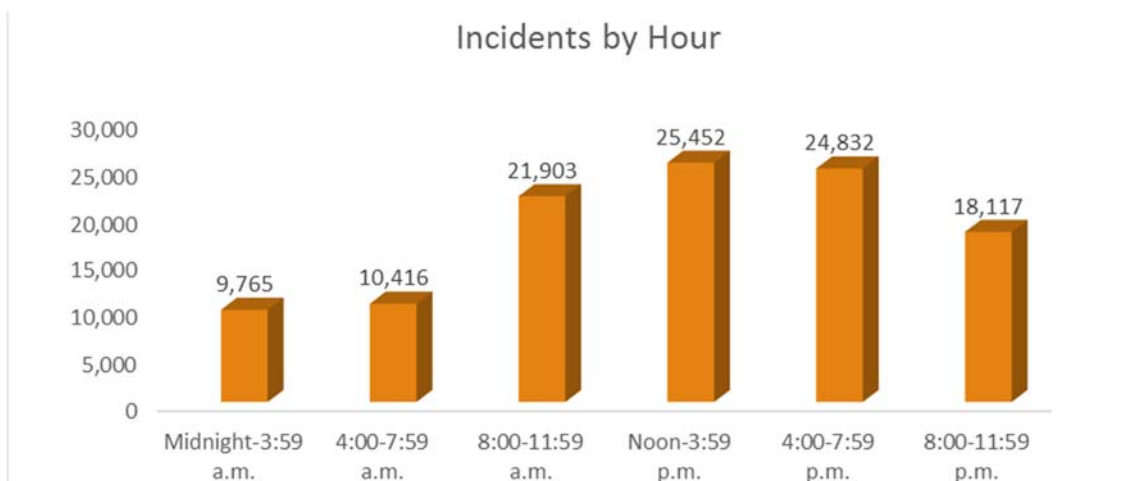
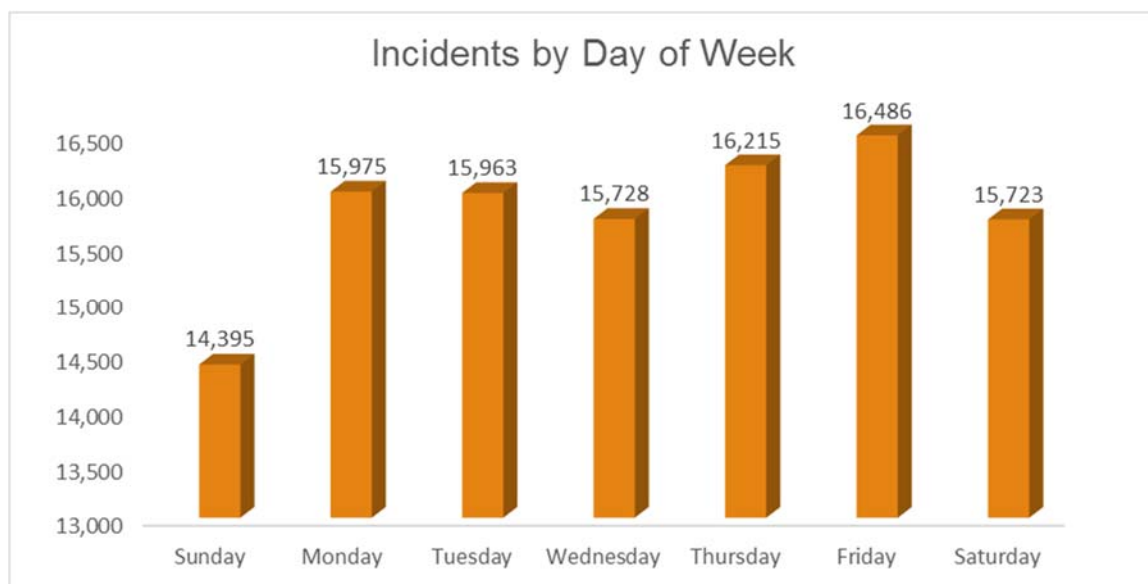
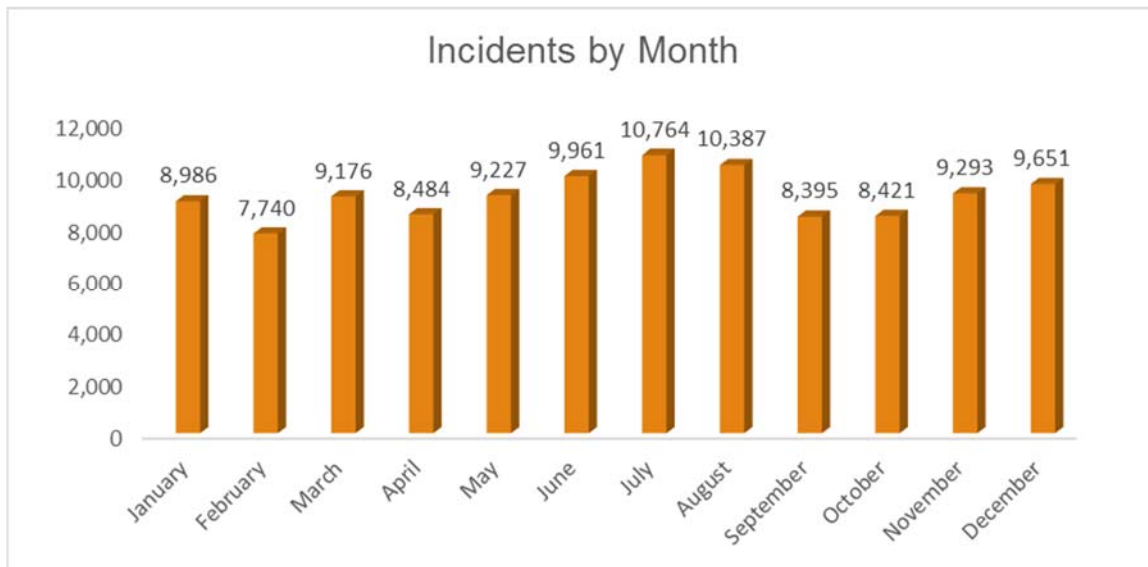
### Non-Fire Responses



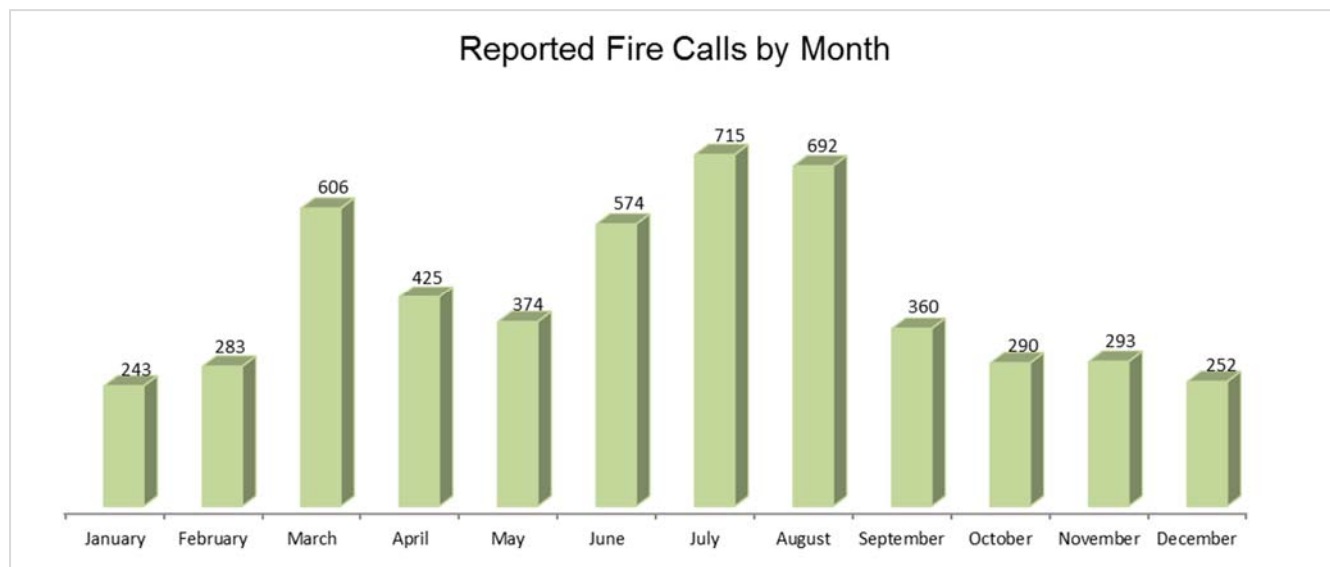
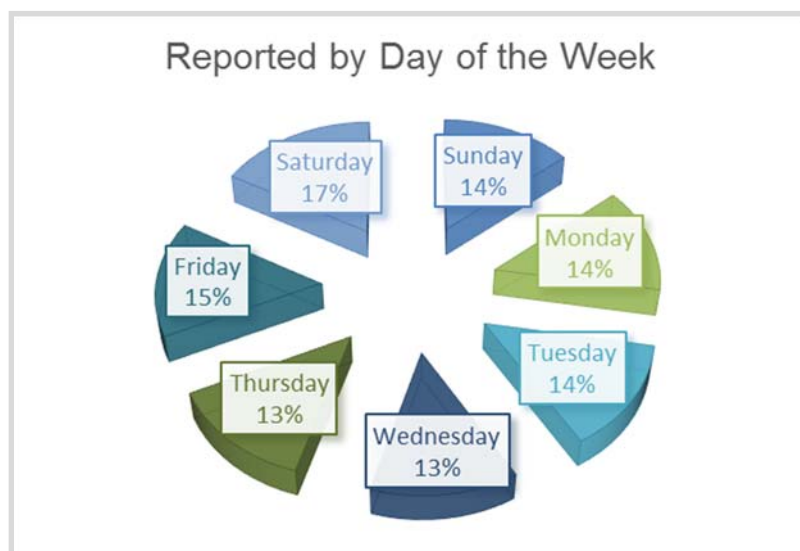
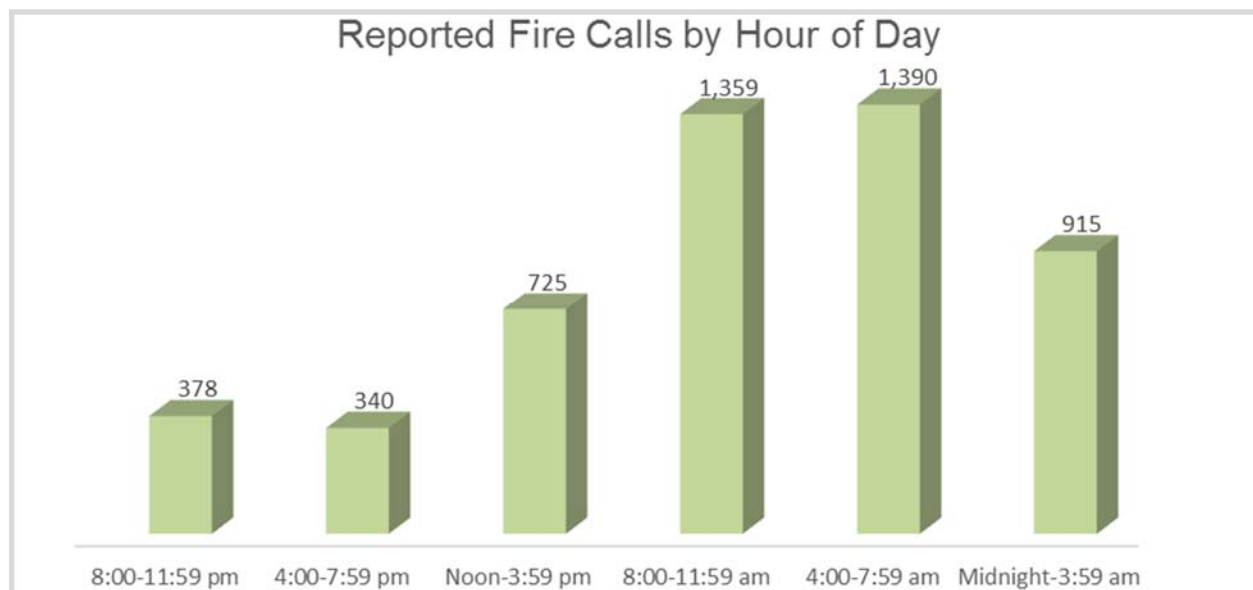
Response Type	Dollar Loss
EMS	\$370,895
Assisted	\$6,050
False	\$129,050
Hazard	\$387,770
Service	\$417,000
Other	\$200
Explosion	\$28,450
Weather	\$10,500
<b>Total</b>	<b>\$69,425,364</b>

# SUMMARY STATISTICS

## Incident Responses



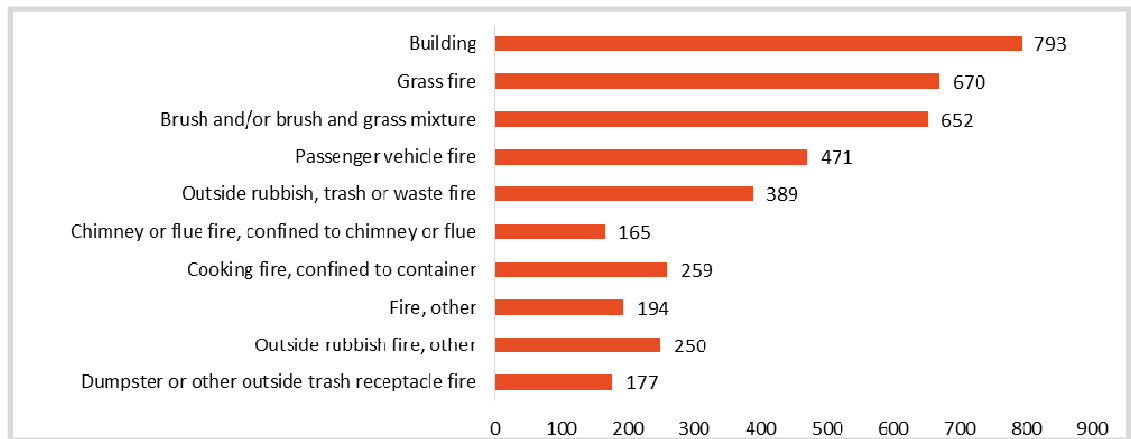
## 2015 Fire Calls



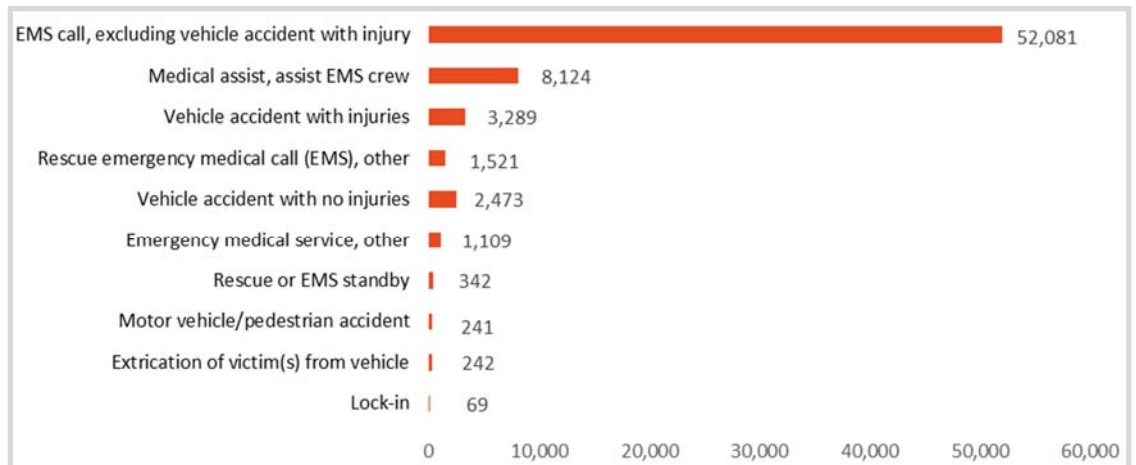
# SUMMARY STATISTICS

## Top 10 Incident Types by Incident Categories

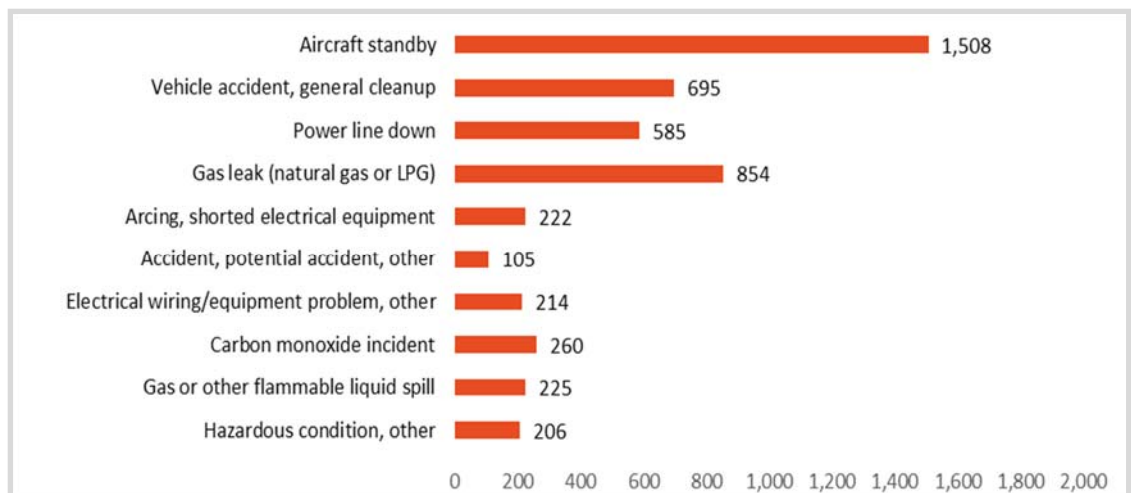
### Fire



### EMS

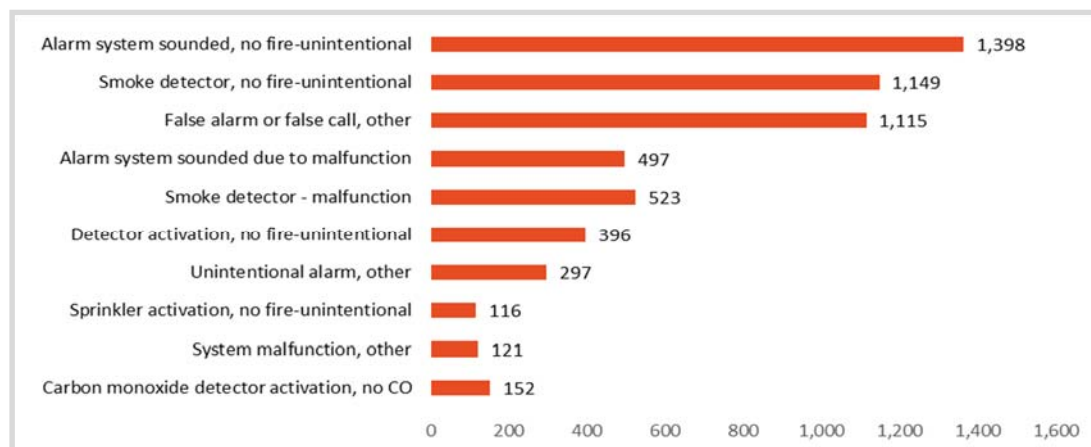


### Hazardous Condition

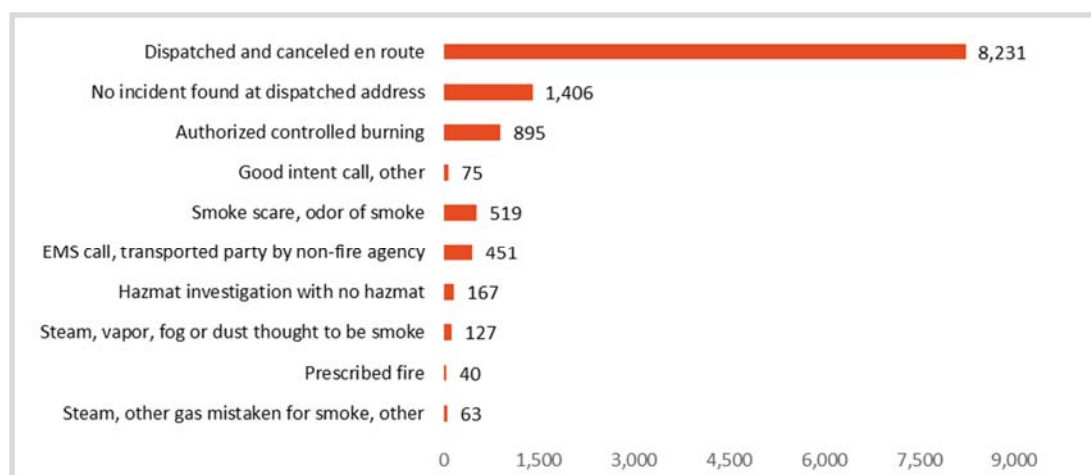




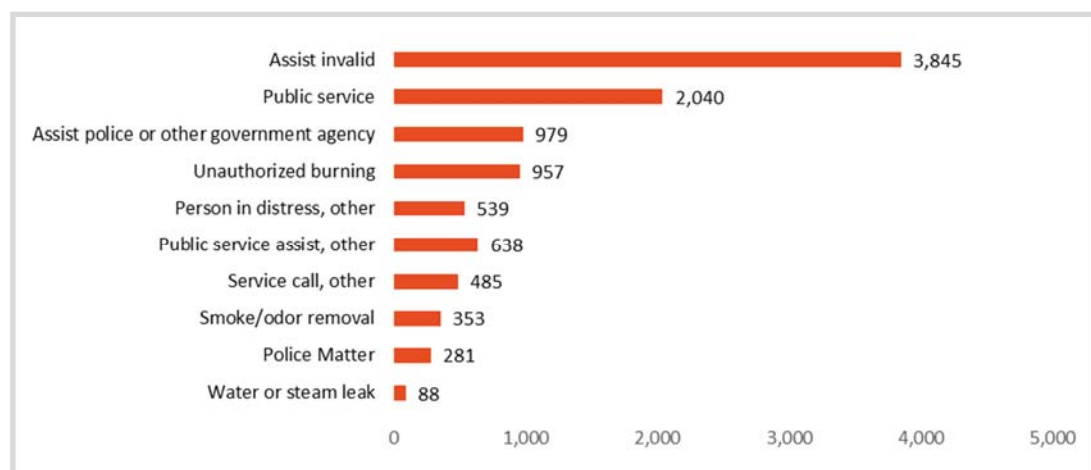
## Top 10 Incident Types by Incident Categories (cont.)



### False Alarm



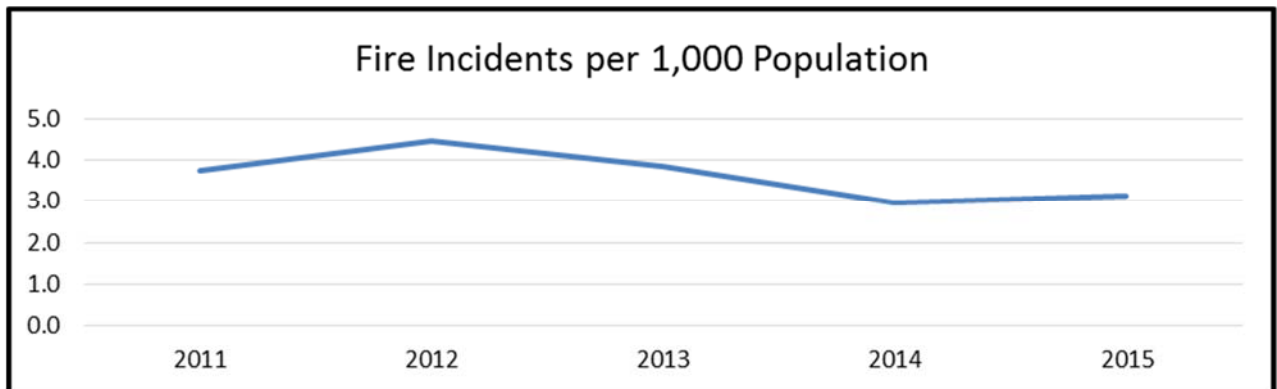
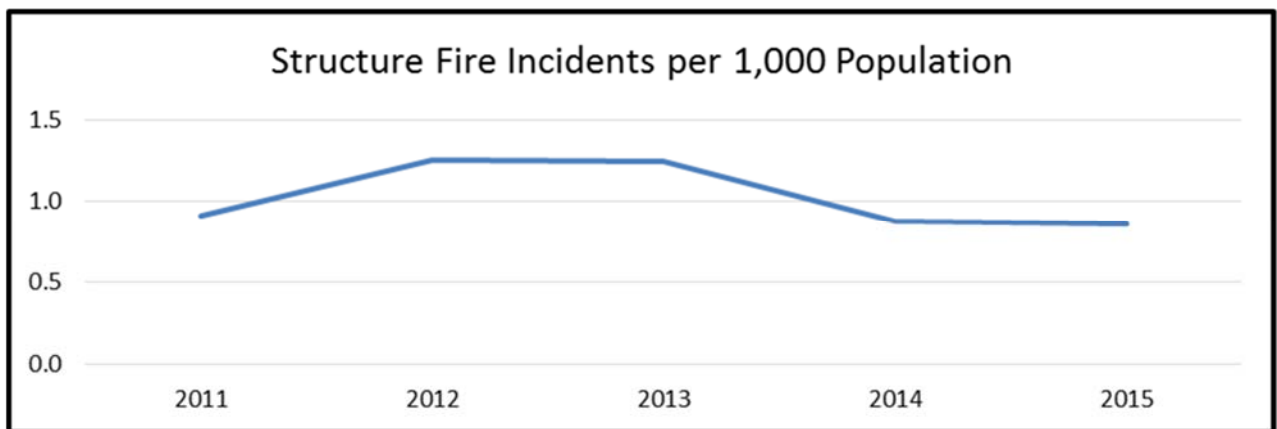
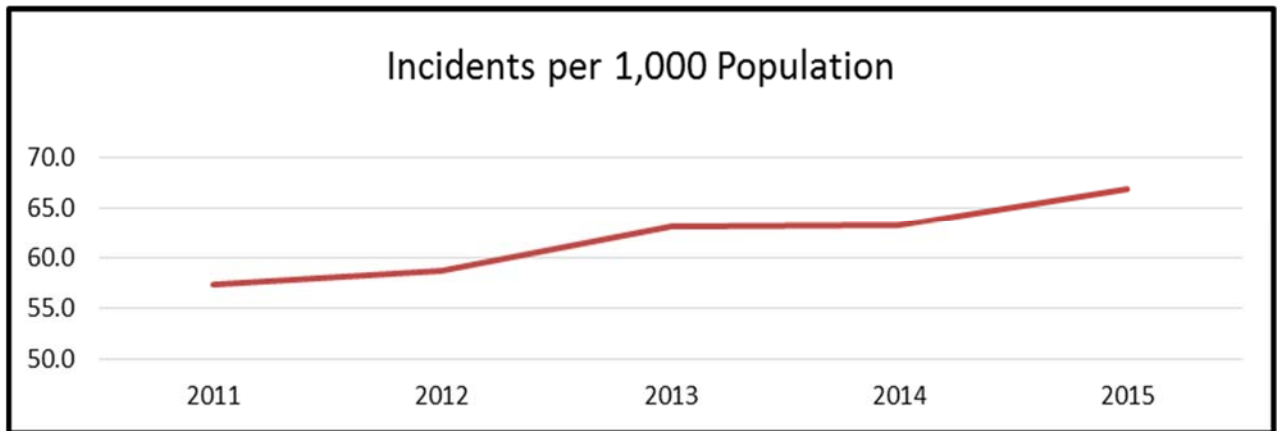
### Good Intent



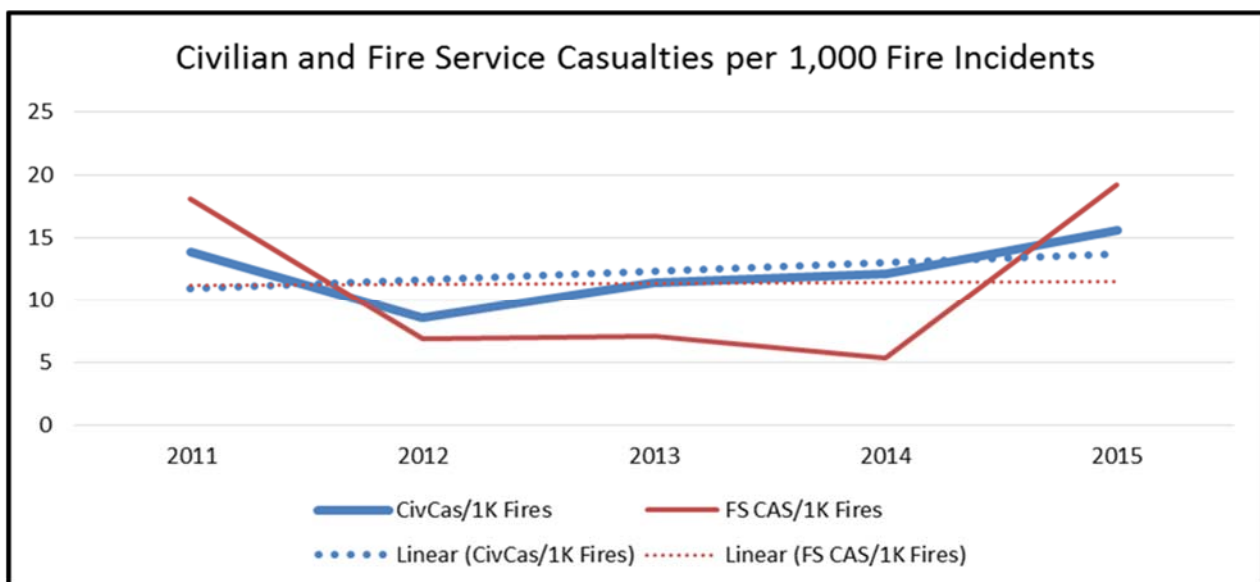
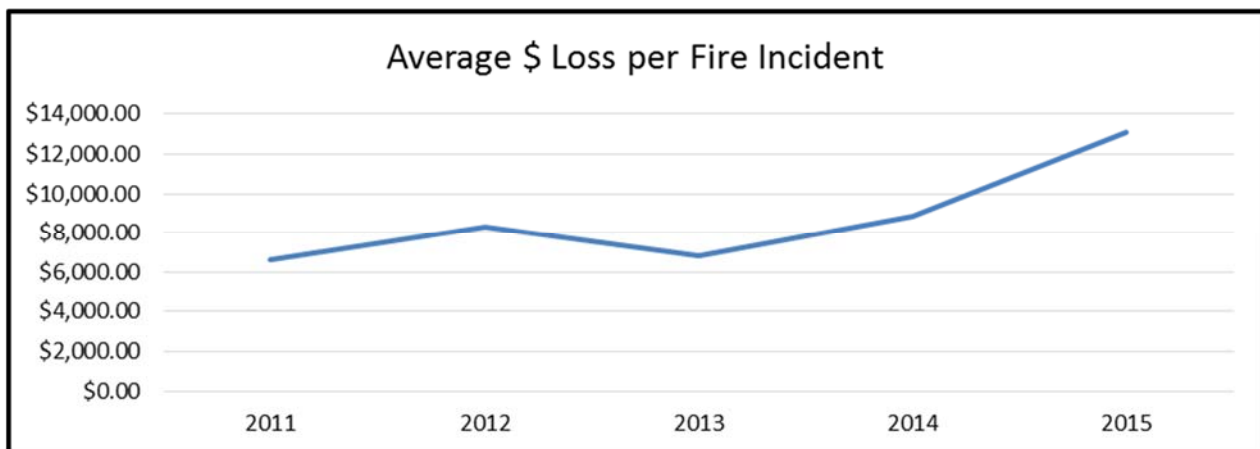
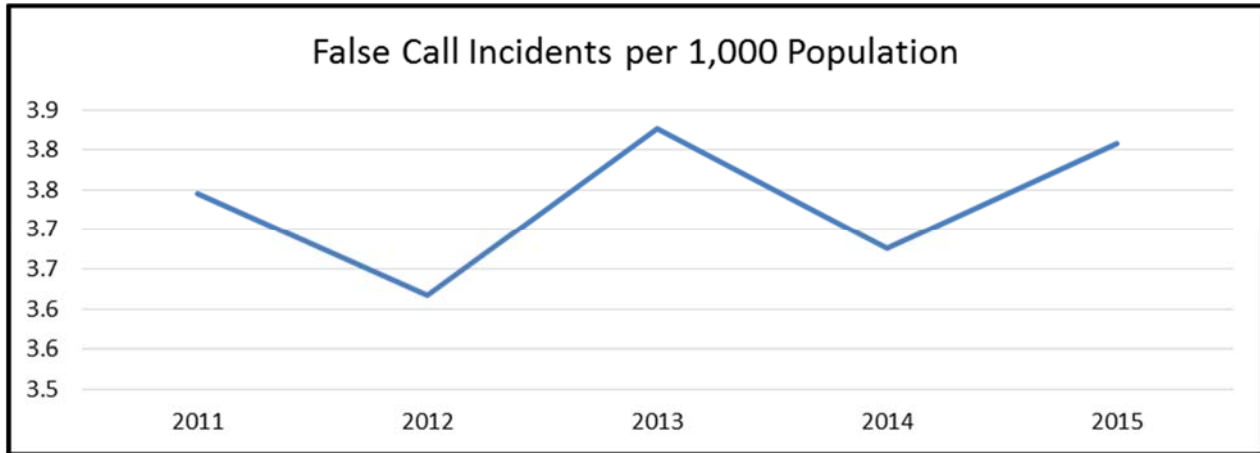
### Service Call

# SUMMARY STATISTICS

## Five-Year Trends

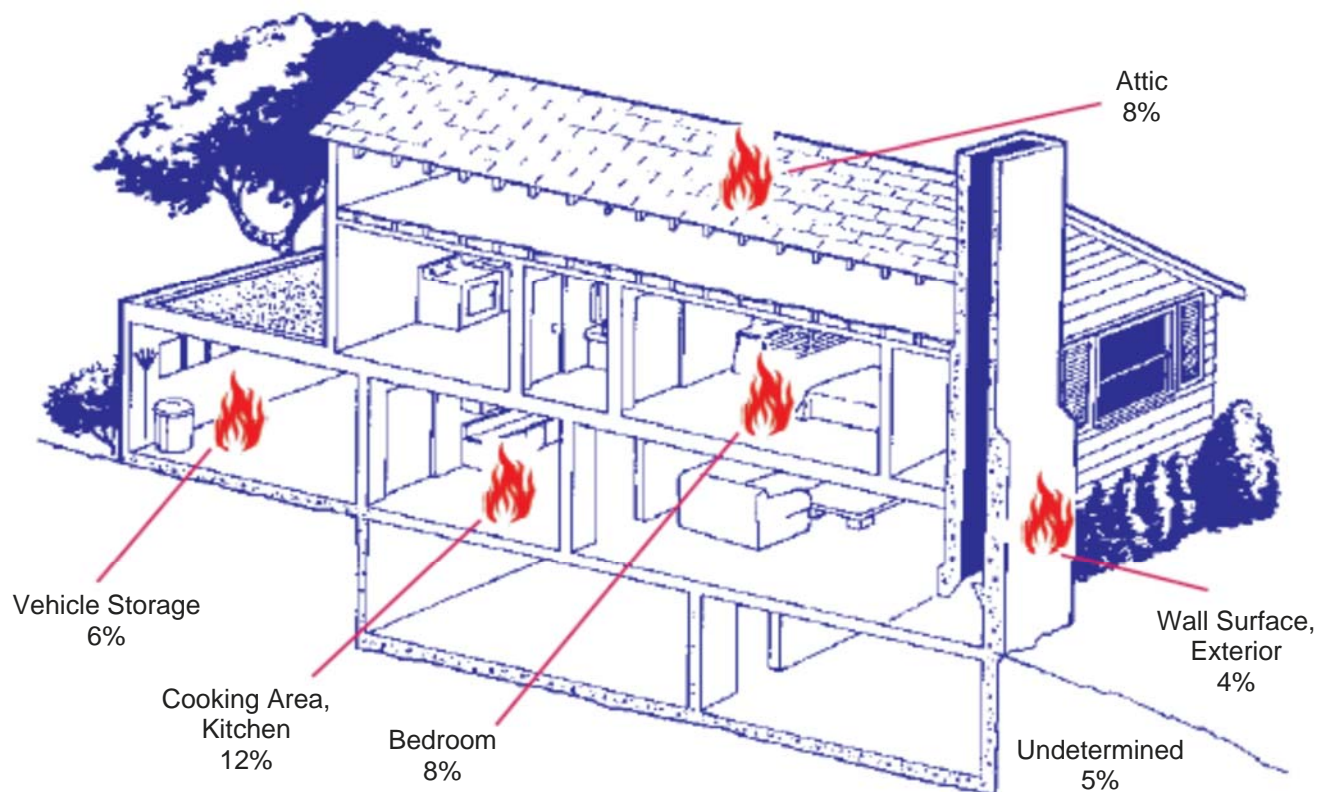


## Five-Year Trends (cont.)



# STRUCTURE FIRES

## Common Identified Areas of Origin in Residential Structures



## Most Frequent Residential Structure Fire Areas of Origin

Areas of Origin	Incident Count	Dollar Loss
Cooking area, kitchen	69	\$1,121,187
Bedroom-less than 5 persons	48	\$2,371,645
Vehicle storage area: garage, carport	37	\$1,854,010
Attic: vacant, crawl space above top story, cupola	48	\$4,144,350
Undetermined	41	\$2,147,720
Wall surface, exterior	23	\$510,600
Wall assembly	23	\$545,425
Exterior balcony, unenclosed porch	30	\$933,800
Common room, den, family room, lounge	36	\$585,350
Laundry area, wash house (laundry)	15	\$232,600
<b>Totals of Most Frequent Residential</b>	<b>370</b>	<b>\$14,446,687</b>
<b>Total Residential Structure Fire Incidents</b>	<b>571</b>	<b>\$20,000,907</b>

## Reported Dollar Large Loss Structure Fire Events

(\$500,000 or more)

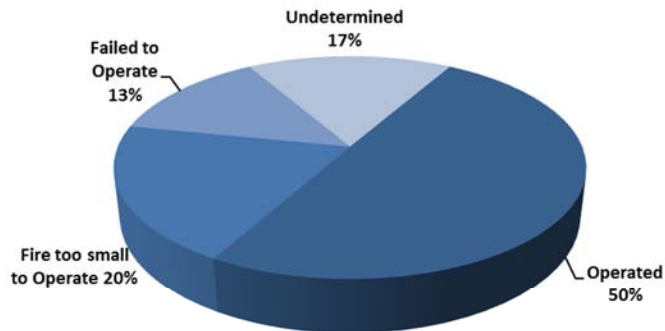
Estimated Property/Contents Dollar Losses	Date	Location	Responding Fire Department	Incident Type/Property Use	Heat Source/Cause of Fire
\$24,000,000	March 2015	Kendrick	Kendrick Volunteer Fire Department	Fire in Manufacturing Facility	Probable Electrical Failure
\$2,100,000	December 2015	Ketchum	Ketchum Fire Department	Residential	Probable Electrical Failure
\$900,000	December 2015	McCall	McCall Fire Protection District	Residential	Hot Ember/Ash
\$885,000	May 2015	Twin Falls	Twin Fall Fire Department	Warehouse	Undetermined
\$700,000	June 2015	Idaho City	Idaho City Fire Department	Restaurant	Arson

## Structure Fires by Property Use

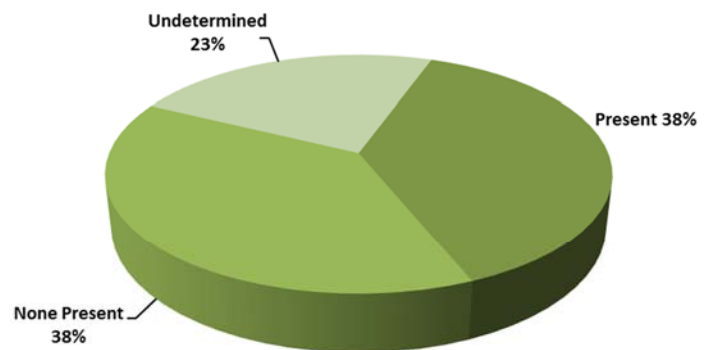
Type	Incident Count	Dollar Loss
Residential	986	\$20,324,023
Storage	145	\$6,069,545
Outside/special property	82	\$901,459
Business	37	\$2,641,535
Manufacturing	17	\$24,495,500
Assembly	40	\$1,800,354
Health care/jail	18	\$1,200
Industry/utility/defense	15	\$380,650
Educational	14	\$7,450
Other	2	\$100
None	1	\$0
Undetermined	3	\$0
<b>Total Structure Fires</b>	<b>1,360</b>	<b>\$56,621,816</b>

## Smoke Detector Performance

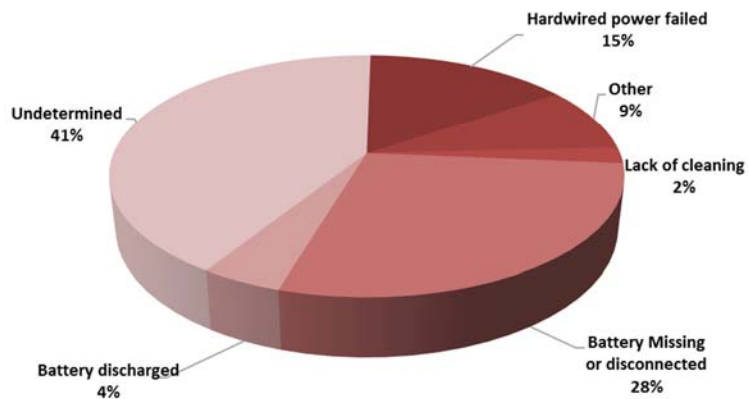
### Detector Operation When Present



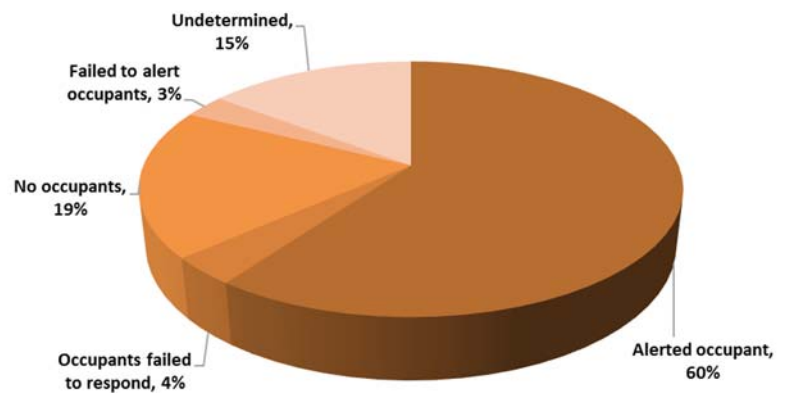
### Detector Present



### Detector Failure

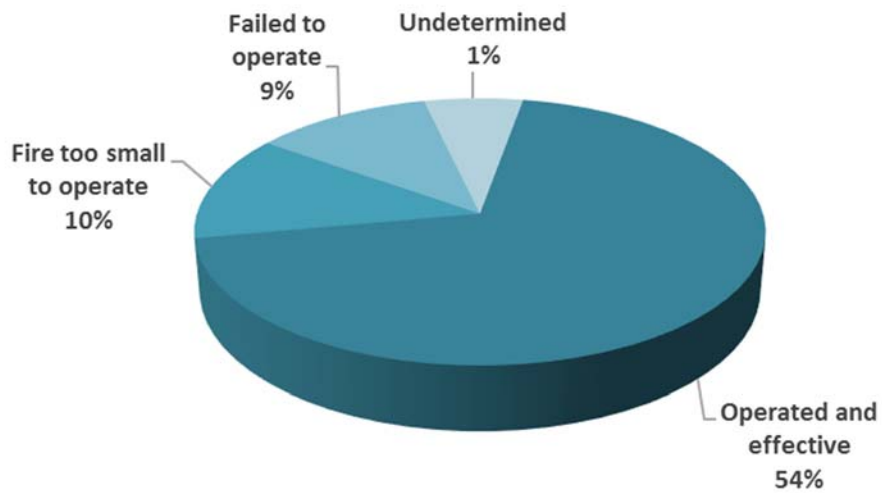


### Detector Effectiveness When Present

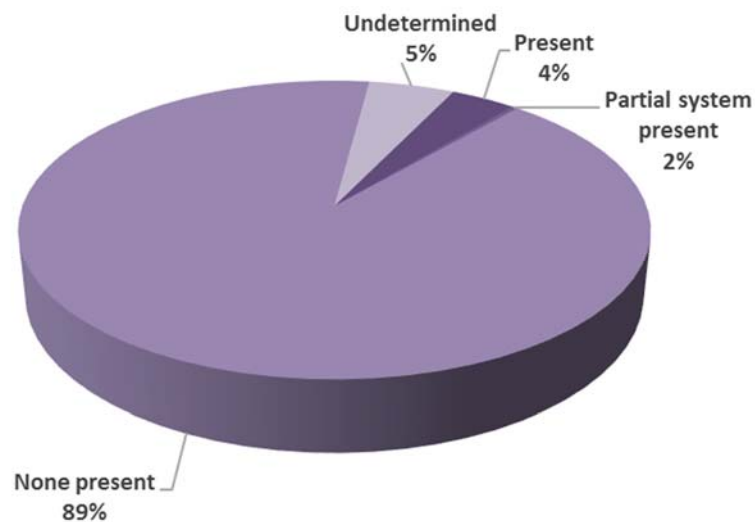


## Automatic Extinguishing Systems (AES)

### AES Operated



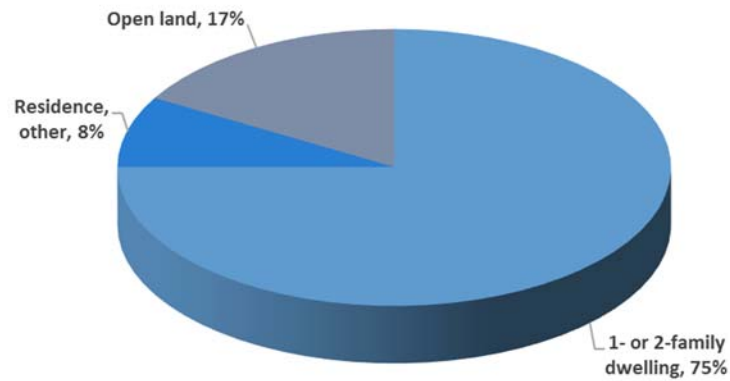
### AES Present



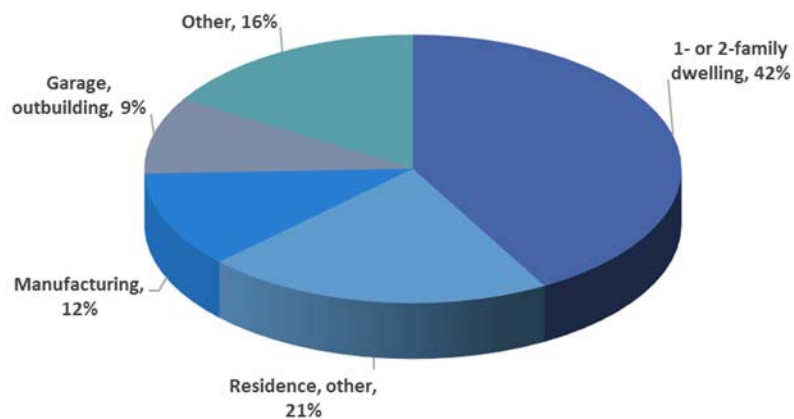
# CIVILIAN FIRE CASUALTIES

## Injuries and Fatalities

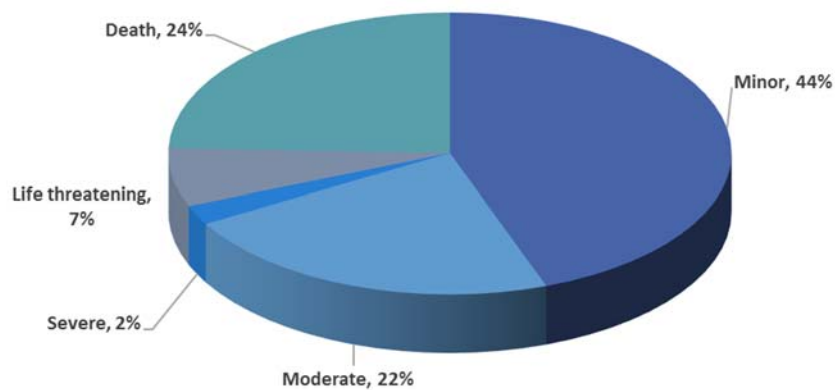
**Civilian Fire Fatalities by Property Use**



**Civilian Fire Casualties by Severity**

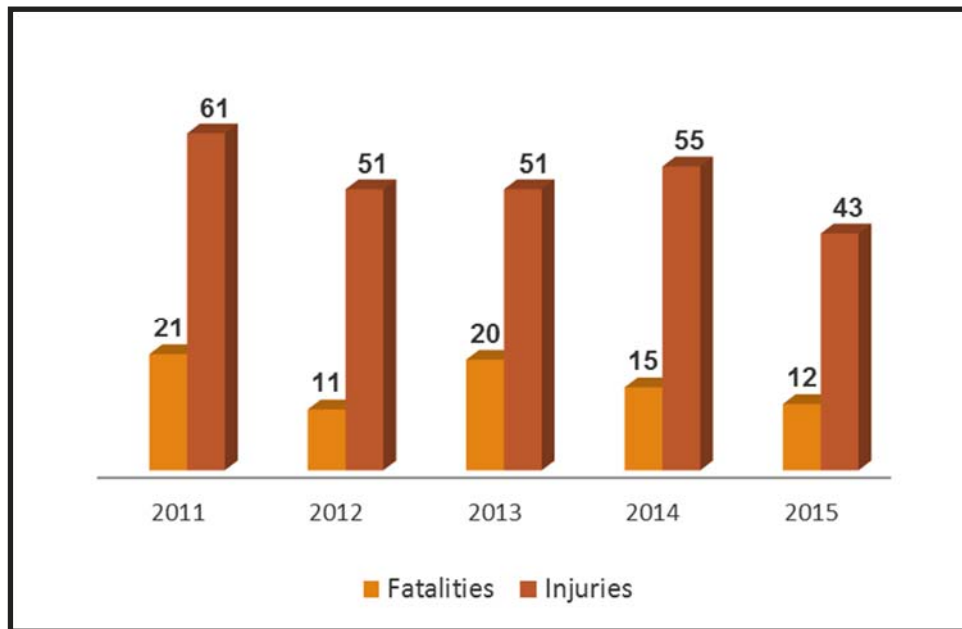


**Civilian Fire Injuries by Property Use**

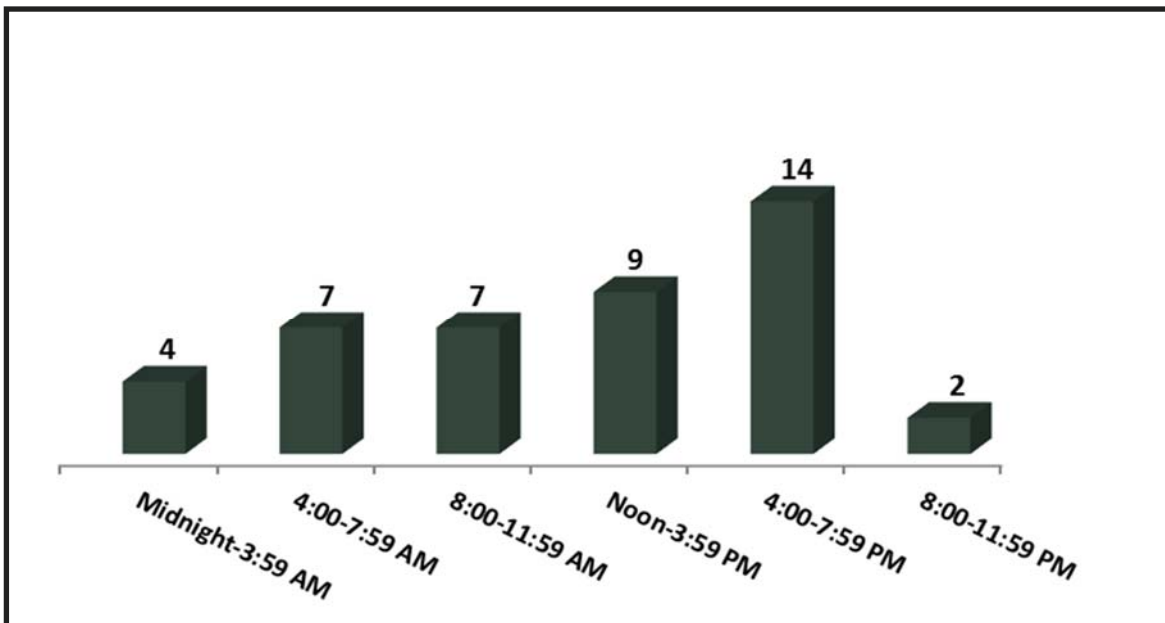




## Casualties for Last Five Years



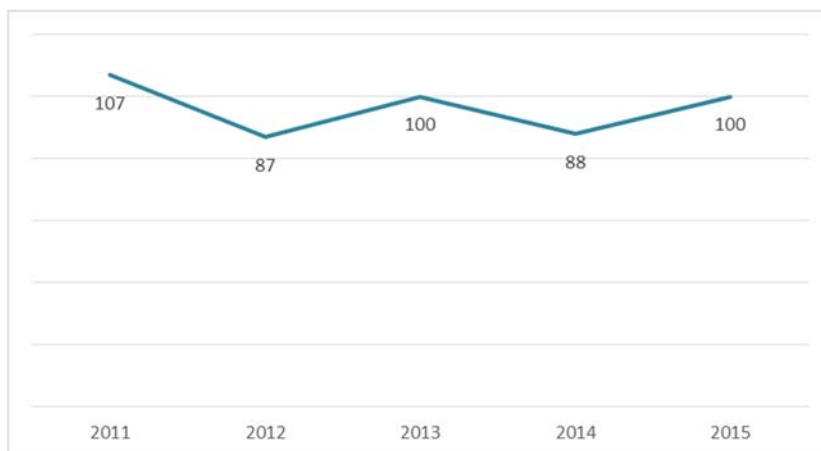
## 2015 Civilian Fire Casualties by Hour of Day



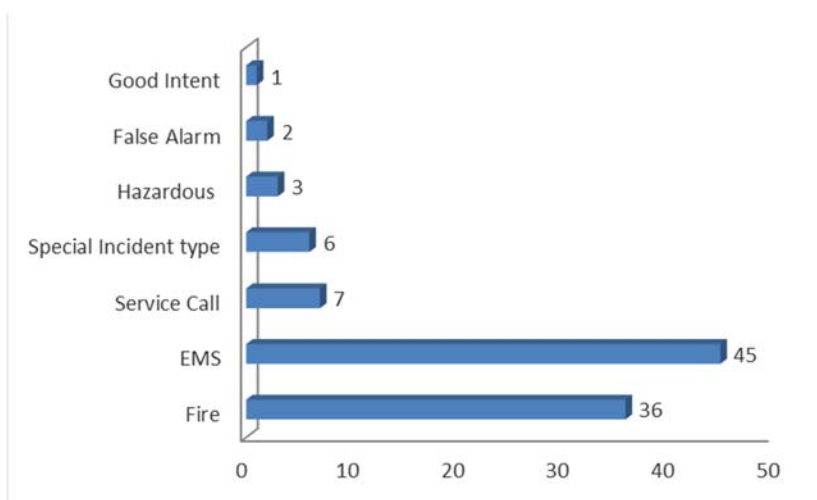
# FIRE SERVICE CASUALTIES

## Injuries

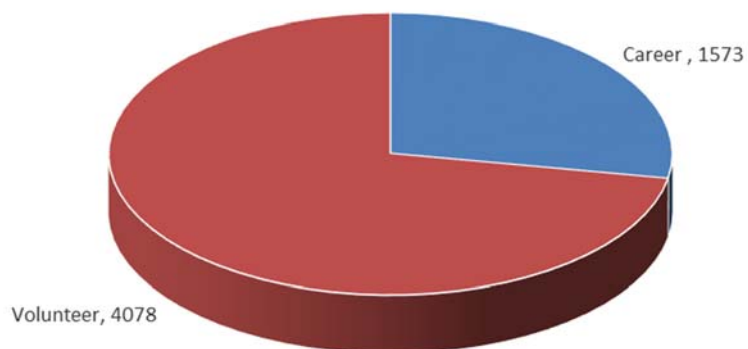
### Fire Service Injuries for Last Five Years



### Injuries by Time of Day



### Career and Volunteer Fire Fighters in Idaho



## Comparisons of 2015 and 2014 County Populations and Reported Incidents

(2015 populations as of July 1, 2015, estimated by Idaho Department of Labor)

County	2015 Population	2014 Population	Difference	Total 2015 Incidents Reported	Total 2014 Incidents Reported	Difference	2015 Fire Incidents Reported	2014 Fire Incidents Reported	Difference
Ada	434,211	426,236	7,975	30,605	28,787	1,818	786	786	0
Adams	3,843	3,861	15	15	20	-5	7	10	-3
Bannock	83,744	83,347	397	8,069	8,724	-655	158	247	-89
Bear Lake	5,922	5,957	-35	25	22	3	9	4	5
Benewah	9,052	9,118	-66	530	471	59	65	73	-8
Bingham	44,990	45,269	-279	635	108	527	210	32	178
Blaine	21,592	21,482	110	2,160	2,528	-368	71	147	-76
Boise	7,058	6,824	234	260	299	-39	24	43	-19
Bonner	41,859	41,585	274	3,792	3,365	427	190	228	-38
Bonneville	110,089	108,623	1,466	4,305	4,089	216	305	253	52
Boundary	11,318	10,979	339	352	410	-58	55	65	-10
Butte	2,501	2,622	-121	21	23	-2	10	10	0
Camas	1,066	1,039	27	3	3	0	0	1	-1
Canyon	207,478	203,143	4,335	15,977	14,911	1,066	553	799	-246
Caribou	6,770	6,837	-67	38	24	14	22	18	4
Cassia	23,506	23,540	-34	854	840	14	84	111	-27
Clark	880	867	13	-	-	0	0	0	0
Clearwater	8,496	8,562	-66	52	167	-115	21	48	-27
Custer	4,087	4,140	-53	56	42	14	24	11	13
Elmore	25,876	26,094	-218	270	241	29	86	88	-2
Franklin	13,074	13,021	53	151	155	-4	35	39	-4
Fremont	12,819	12,867	-48	110	63	47	54	31	23
Gem	16,852	16,866	-14	301	314	-13	103	112	-9
Gooding	15,284	15,064	220	753	827	-74	108	170	-62
Idaho	16,272	16,215	57	126	141	-15	77	95	-18
Jefferson	27,157	27,021	136	195	162	33	107	95	12
Jerome	22,814	22,818	-4	1,400	1,369	31	145	191	-46
Kootenai	150,346	147,326	3,020	19,262	19,384	-122	532	593	-61
Latah	38,778	38,411	367	1,989	1,135	854	125	133	-8
Lemhi	7,735	7,726	9	36	47	-11	7	16	-9
Lewis	3,789	3,838	-49	194	96	98	152	49	103
Lincoln	5,297	5,316	-19	-	-	0	0	0	0
Madison	38,273	38,038	235	614	537	77	81	100	-19
Minidoka	20,461	20,323	138	1,117	1,089	28	117	194	-77
Nez Perce	40,048	40,007	41	7,019	7,493	-474	126	95	31
Oneida	4,281	4,184	97	-	26	-26	0	26	-26
Owyhee	11,310	11,353	-43	267	149	118	124	82	42
Payette	22,896	22,836	60	1,144	876	268	105	108	-3
Power	7,648	7,617	31	54	54	0	18	24	-6
Shoshone	12,432	12,390	42	1,415	1,229	186	77	66	11
Teton	10,564	10,341	223	336	380	-44	30	27	3
Twin Falls	82,375	80,914	1,461	4,283	4,305	-22	312	268	44
Valley	10,103	9,826	277	1,727	1,601	126	67	88	-21
Washington	9,984	10,021	-37	76	184	-108	22	75	-53
<b>TOTALS</b>	<b>1,654,930</b>	<b>1,634,464</b>	<b>20,466</b>	<b>110,588</b>	<b>106,690</b>	<b>3,898</b>	<b>5204</b>	<b>5651</b>	<b>-447</b>

FDID	FIRE DEPARTMENTS	POPULATION PROTECTED	CAREER FF	VOLUNTEER FF	FUNDING	FIRE	Exposures	EMS	FALSE ALARM	Mutual Aid Given	TOTALS	\$ FIRE LOSS	FIRE SVC FATALITY	FIRE SVC INJURY	CIVILIAN FATALITY	CIVILIAN INJURY
ADA COUNTY																
01100	BOISE FIRE DEPARTMENT	220,000	246	0	0 Tax Base	499	5	13,514	1,373	770	16,161	\$3,197,676	0	2	0	7
01344	EAGLE FIRE PROTECTION DISTRICT	25,000	43	0	20 Tax Base	48	0	1,136	78	470	1,732	\$937,550.00	0	0	1	0
01248	IDAHO DEPT OF CORRECTIONS FIRE DEPARTMENT	0	0	0	14 Tax Base	6	0	0	1	1	8	\$85,000	0	0	0	0
01246	KUNA RURAL FIRE DISTRICT	25,000	12	0	0 Tax Base	44	0	769	38	33	884	\$408,100	0	1	0	0
01313	MERIDIAN FIRE DEPARTMENT	102,000	65	0	0 Tax Base	137	0	3,472	387	699	4,695	\$669,102	0	1	1	2
01342	STAR JOINT FIRE PROTECTION DISTRICT	10,700	13	0	0 Tax Base	47	0	384	30	50	511	\$219,200	0	0	0	0
	TOTALS	382,700	379	34		781	5	19,275	1,907	2,023	23,991	\$5,496,628	0	4	2	9
ADAMS COUNTY																
03338	BEAR FIRE DISTRICT	37	0	0	12 Grants						0					
03320	COUNCIL VOLUNTEER FIRE DISTRICT	1,000	0	0	15 Tax Base	0	0	1	0	0	1	\$0	0	0	0	0
03310	CUPRUM VOLUNTEER FIRE DISTRICT	12	0	0	4 Subscription Dues						0					
03334	INDIAN VALLEY RURAL FIRE DEPARTMENT	800	0	0	23 Tax Base	7	0	2	0	9	18	\$0	0	0	0	0
03340	MEADOWS VALLEY FIRE PROTECTION DISTRICT	1,000	0	0	12 Tax Base						0					
	TOTALS	2,849	0	0	66	7	0	3	0	9	19	\$0	0	0	0	0
BANNOCK COUNTY																
05322	ARIMO FIRE DEPARTMENT	314	0	0	8 Tax Base											
05207	CHUBBUCK FIRE DEPARTMENT	25,000	10	0	20 Tax Base	49	0	837	86	28	1,000	\$11,000	0	1	0	1
05326	DOWNEY VOLUNTEER FIRE DISTRICT	1,500	0	0	0 Tax Base											
05328	INKOM FIRE DEPARTMENT	2,500	0	0	18 Tax Base	4	0	0	6	3	13	\$15,600	0	0	0	0
05329	LAVA HOT SPRINGS VOL FIRE DEPARTMENT	1,900	0	0	18 Tax Base	7	0	0	4	0	11	\$182,500	0	0	1	0
05340	MCCAMMON FIRE DEPARTMENT	2,000	0	0	10 Tax Base	1	0	0	0	2	3	\$0	0	0	0	0
05101	POCATELLO FIRE DEPARTMENT	56,800	80	0	0 Tax Base	96	1	5,741	315	2	6,155	\$726,890	0	1	0	0
05331	POCATELLO VALLEY FIRE DEPARTMENT	8,500	0	0	0 Private											
	TOTALS	98,514	90	74		157	1	6,578	411	35	7,025	\$935,990	0	2	1	1
BEAR LAKE COUNTY																
07343	BENNINGTON FIRE DEPARTMENT	2,300														
07335	DINGLE FIRE DEPARTMENT	100														
07341	FISH HAVEN FIRE DEPARTMENT	100														
07339	GENEVA FIRE DEPARTMENT	100														
07337	GEORGETOWN FIRE DEPARTMENT	538														
07301	MONTPELIER FIRE DEPARTMENT	2,650	0	21	21 Tax Base	9	0	6	3	0	18	\$5,700	0	0	0	0
07344	NOUNAN FIRE DEPARTMENT	50														
07336	OMID FIRE DEPARTMENT	10														
07334	PARIS FIRE DEPARTMENT	476														
07338	PEGRAM FIRE DEPARTMENT	100														
07342	ST CHARLES FIRE DEPARTMENT	156														
	TOTALS	6,580	0	21		9	0	6	3	0	18	\$5,700	0	0	0	0
BENEWAH COUNTY																
09320	EMIDA FIRE PROTECTION DISTRICT	700	0	0	15 Tax Base	5	0	0	0	1	6		0	0	0	0
09330	FERNWOOD RURAL FIRE PROTECTION DISTRICT	1,500	0	0	15 Tax Base	6	0	0	0	2	8	\$100,000	0	0	0	0
09302	GATEWAY FIRE PROTECTION DISTRICT	2,500	1	12	2,500	35	0	320	6	17	378	\$95,000	0	0	1	0
09366	ST. MARIES FIRE PROTECTION DISTRICT	4,000	2	35	35 Tax Base	19	0	21	2	9	51	\$93,800	0	0	0	0
09335	TENSED RURAL FIRE DISTRICT	200	0	9	9 Tax Base		0				0					
	TOTALS	8,900	3	86		65	0	341	8	29	443	\$288,800	0	0	1	0

FDID	FIRE DEPARTMENTS	POPULATION PROTECTED	CAREER FF	VOLUNTEER FF	FUNDING	FIRE	Exposures	EMS	FALSE ALARM	Mutual Aid Given	TOTALS	\$ FIRE LOSS	FIRE SVC INJURY	CIVILIAN FATALITY	CIVILIAN INJURY
BINGHAM COUNTY															
11303	ABERDEEN/SPRINGFIELD FIRE DISTRICT		2,000	0	25 Tax Base			0				0			
11360	ATOMIC CITY FIRE DEPARTMENT		400	0	11 Grants			0				0			
11101	BLACKFOOT FIRE DEPARTMENT		35,000	29	10 Tax Base	124		0	7	99	4	234	\$517,925	0	2
11357	FIRTH FIRE DISTRICT		5,000	0	20 Tax Base	8		0	1	0	1	10	\$400	0	1
11334	FORT HALL FIRE & EMS DISTRICT		6,500	20	4 Tribal Funds	64		0	6	21	9	100	\$599,275	0	0
11355	SHELLEY RURAL FIRE DISTRICT		8,000	0	20 Tax Base	14		0	39	12	0	65	\$20,300	0	0
	TOTALS		56,900	49	90	210		0	53	132	14	409	\$1,137,900	0	2
BLAINE COUNTY															
13302	BELLEVUE FIRE DEPARTMENT		2,500	0	17 Tax Base	7		0	6	13	25	51	\$11,000	0	0
13354	CAREY RURAL FIRE PROTECTION DISTRICT		1,475	0	19 Tax Base	3		0	12	5	3	23	\$50	0	0
13301	HAILEY FIRE DEPARTMENT		8,000	3	31 Tax Base	16		0	295	50	36	397	\$18,252	0	0
13203	KETCHUM FIRE DEPARTMENT		5,000	9	37 Tax Base	24		0	562	115	29	730	\$2,481,275	0	1
13308	SMILEY CREEK RURAL FIRE PROTECTION DIST		150	0	14 Tax Base										
13306	SUN VALLEY FIRE DEPARTMENT		15,000	0	22 Tax Base	9		0	108	44	18	179	\$42,150	0	0
13334	WOOD RIVER FIRE & RESCUE		5,000	11	28 Tax Base	12		0	452	4	24	492	\$63,280	0	0
	TOTALS		37,125	23	168	71		0	1,435	231	135	1,872	\$2,616,007	0	1
BOISE COUNTY															
15309	CENTERVILLE VOLUNTEER FIRE DEPARTMENT		500	0	9 Subscription Dues	5		0	9	0	1	15	\$0	0	0
15330	CLEAR CREEK VOLUNTEER FIRE DEPARTMENT		500	0	20 Donations	5		0	1	1	19	26	\$0	0	0
15311	GARDEN VALLEY FIRE PROTECTION DISTRICT		3,800	2	28 Tax Base	10		0	166	5	32	213	\$67,000	0	0
15345	HORSESHOE BEND FIRE DISTRICT		1,750	0	18 Tax Base										
15324	IDAHO CITY VOLUNTEER FIRE DEPARTMENT		2,000	0	12 Tax Base	4		0	1	0	2	7	\$748,000	0	0
15342	LOWMAN VOLUNTEER FIRE DISTRICT INC		300	0	12 Subscription Dues	0		0	1	1	0	2	\$0	0	0
15301	PLACERVILLE FIRE PROTECTION DISTRICT		200	0	18 Tax Base	0		0	3	0	2	5	\$0	0	1
15313	ROBIE CREEK VOLUNTEER FIRE DEPARTMENT		450	0	0 Subscription Dues										
15335	VALLEY OF THE PINES VOL FIRE DEPARTMENT		650	0	12 Subscription Dues	0		0	0	0	47	47	\$0	0	0
15340	WILDERNESS RANCH FIRE PROTECTION DISTRICT		2,000	1	31 Tax Base										
	TOTALS		12,150	3	160	24		0	181	7	103	315	\$815,000	0	1
BONNER COUNTY															
17314	CLARK FORK FIRE & RESCUE		2,600	0	11 Tax Base										
17344	COOLIN-CAVANAUGH BAY FIRE PROTECTION DIST		400	0	40 Tax Base	2		0	1	3	2	8	\$0	0	1
17316	HOPE VOLUNTEER FIRE DEPARTMENT		700	0	10 Tax Base										
17339	NORTH OF THE NARROWS FIRE DISTRICT		500	3	40 Tax Base	1		0	3	2	2	8	\$0	0	0
17333	NORTHSIDE FIRE DISTRICT		10,000	3	25 Tax Base	42		0	333	28	15	418	\$635,850	0	2
17341	SAGLE FIRE DISTRICT		8,500	9	33 Tax Base	64		0	425	32	42	563	\$290,454	0	0
17360	SAM OWEN FIRE DISTRICT		500	0	21 Tax Base	6		0	1	0	7	14	\$0	0	3
17201	SANDPOINT FIRE DEPARTMENT		7,500	10	18 Tax Base	20		0	750	59	102	931	\$246,602	0	0
17349	SCHWEITZER FIRE DISTRICT		1,000	2	10 Tax Base	2		0	49	7	0	58	\$0	0	0
17337	WEST PEND OREILLE FIRE DISTRICT		5,000	0	45 Tax Base	37		0	204	31	15	287	\$359,250	0	1
17319	WEST PRIEST LAKE FIRE DISTRICT		700	0	25 Tax Base	2		0	8	0	3	13	\$5,000	0	0
17335	WESTSIDE FIRE PROTECTION DISTRICT		2,266	2	14 Tax Base	14		0	96	4	4	118	\$37,045	0	1
	TOTALS		39,666	29	292	190		0	1,870	166	192	2,418	\$1,574,201	0	6



FDID	FIRE DEPARTMENTS	POPULATION PROTECTED	CAREER FF	VOLUNTEER FF	FUNDING	FIRE	Exposures	EMS	FALSE ALARM	Mutual Aid Given	TOTALS	\$ FIRE LOSS	FIRE SVC INJURY	CIVILIAN FATALITY	CIVILIAN INJURY
BONNEVILLE COUNTY															
19315	AMMON FIRE DEPARTMENT	15,000	5	30	Tax Base	29	0	0	1	71	8	\$659,110	0	0	0
19340	GREATER SWAN VALLEY FIRE PROTECTION DIST 2	1,000	1	10	Tax Base	3	0	0	45	3	0	\$1,000	0	0	0
19101	IDAHO FALLS FIRE DEPARTMENT	80,000	107	0	Tax Base	273	0	0	2,786	378	198	\$3,342,580	0	0	2
19317	UCON FIRE DEPARTMENT	1,200	0	18	Tax Base										3
	TOTALS	97,200	113	58		305	0	0	2,832	452	206	\$4,002,690	0	0	2
BOUNDARY COUNTY															
21301	BONNERS FERRY FIRE DEPARTMENT	3,000	1	21	Tax Base	10	0	0	12	16	3	\$0	0	0	0
21333	CURLEY CREEK VOLUNTEER FIRE DEPARTMENT	300	0	12	Subscription Dues										
21344	HALL MOUNTAIN VOL FIRE ASSOCIATION INC	1,500	0	27	Subscription Dues	0	0	0	4	0	1	\$0	0	0	0
21315	MOYIE SPRINGS FIRE DEPARTMENT	668	0	10	Tax Base	0	0	0	0	0	0	\$0	0	0	0
21341	NORTH BENCH FIRE DEPARTMENT	2,000	0	16	Subscription Dues	14	0	0	67	1	4	\$29,000	0	0	0
21348	PARADISE VALLEY FIRE DISTRICT	2,600	16	11	Tax Base	13	0	0	7	0	50	\$0	0	0	0
21346	SOUTH BOUNDARY FIRE PROTECTION DISTRICT	2,700	1	21	Tax Base	18	0	0	71	4	19	\$127,220	0	0	3
	TOTALS	12,768	18	118		55	0	0	161	21	77	\$156,220	0	0	3
BUTTE COUNTY															
23316	ARCO FIRE DEPARTMENT	1,100	0	10	Tax Base	5	0	0	2	0	8	\$155,500	0	0	0
23320	INL FIRE DEPARTMENT		85	0	Tax Base										
23341	LOST RIVER FIRE PROTECTION DISTRICT	16	0	12	Tax Base	5	0	0	0	0	0	\$111,230	0	0	0
	TOTALS	1,116	85	22		10	0	0	2	0	8	\$266,730	0	0	0
CAMAS COUNTY															
25301	CITY OF FAIRFIELD FIRE DEPARTMENT	1,013	0	15	Tax Base										
25340	WEST MAGIC FIRE DISTRICT	200	0	5	Tax Base	0	0	0	3	0	1	\$0	0	0	0
	TOTALS	1,213	0	20		0	0	0	3	0	1	\$0	0	0	0
CANYON COUNTY															
27211	CALDWELL FIRE DEPARTMENT	49,900	39	6	Tax Base	168	1	3,185	239	71	3,664	\$869,930	0	11	0
27344	MELBA RURAL FIRE PROTECTION DISTRICT	4,000	0	30	Tax Base	32	0	57	3	12	104	\$212,700	0	0	0
27336	MIDDLETON RURAL FIRE PROTECTION DISTRICT	20,100	9	41	Tax Base	66	0	774	69	114	1,023	\$90,820	0	0	0
27101	NAMPA FIRE DEPARTMENT	102,583	80	0	Tax Base	234	17	6,114	427	127	6,919	\$1,890,992	0	27	0
27338	PARMA FIRE DEPARTMENT	10,000	3	30	Tax Base	4	0	35	1	0	40	\$0	0	0	0
27109	SOUTHWEST HAZ MAT REGIONAL TEAM	7,600													
27339	UPPER DEER FLAT FIRE PROTECTION DISTRICT		0	21	Tax Base	16	0	0	0	6	34	\$0	0	0	0
27307	WILDER RURAL FIRE PROTECTION DISTRICT	4,100	3	12	Tax Base	15	0	206	12	22	255	\$15,000	0	0	0
	TOTALS	198,283	134	140		535	18	10,371	757	358	12,039	\$3,079,442	0	38	4
CARIBOU COUNTY															
29306	BANCROFT VOLUNTEER FIRE DEPARTMENT	500	0	16	Tax Base	1	0	0	0	0	2	\$0	0	0	0
29305	CARIBOU COUNTY FIRE DEPARTMENT	4,800	0	15	Tax Base	13	0	3	0	0	0	\$0	0	0	0
29309	GRACE FIRE DEPARTMENT	960	0	14	Tax Base	1	0	0	0	0	9	\$0	0	0	0
29301	SODA SPRINGS FIRE DEPARTMENT	3,200	0	14	Tax Base	5	2	0	4	3	14	\$11,500	0	0	0
	TOTALS	9,460	0	59		20	2	3	4	14	43	\$11,500	0	0	0

FDID	FIRE DEPARTMENTS		POPULATION PROTECTED		CAREER FF	VOLUNTEER FF	FUNDING		FIRE	Exposures	EMS	FALSE ALARM	Mutual Aid Given	TOTALS		\$ FIRE LOSS	FIRE SVC FATALITY	FIRE SVC INJURY	CIVILIAN FATALITY	CIVILIAN INJURY
CASSIA COUNTY																				
31343	ACE FIRE PROTECTION ASSOCIATION UNIT	500	0	12 Tax Base																
31342	ALBION FIRE PROTECTION DISTRICT	305	0	10 Tax Base	1	0	2	2	4								\$0	0	0	0
31201	BURLEY FIRE DEPARTMENT	19,000	10	25 Tax Base	64	3	535	75	7								\$6,105,005	0	1	0
31331	DEOLO FIRE DEPARTMENT	338	0	11 Tax Base	11	0	14	3	17								\$38,000	0	0	2
31340	OAKLEY FIRE DEPARTMENT	1,400	0	10 Tax Base	5	0	0	0	4								\$38,100	0	0	0
31338	RAFT RIVER FIRE PROTECTION DISTRICT	1,148	0	18 Tax Base																
TOTALS		22,691	10	86	81	3	551	80	32								\$6,201,105	0	1	2
CLARK COUNTY																				
33329	DUBOIS CITY FIRE DEPARTMENT	650	0	17 Tax Base	0	0	0	0	0	0	0	0	0	0	0	0	\$0	0	0	0
TOTALS		650	0	17	0	0	0	0	0	0	0	0	0	0	0	0	\$0	0	0	0
CLEARWATER COUNTY																				
88172	CLEARWATER POTLATCH TIMBER PROT ASSN	10,000	16	0 Tax Base																
35301	ELK RIVER VOLUNTEER FIRE DEPARTMENT	125	0	8 Donations	2	0	1	0	0								\$0	0	0	0
35341	EVERGREEN RURAL FIRE DISTRICT	240	0	0 Tax Base																
35330	GRANGEMONT FIRE DEPARTMENT	180	0	0 Tax Base																
35303	OROFINO FIRE DEPARTMENT	3,247	0	0 Tax Base	4	0	12	0	1								\$255,000	0	1	0
35309	PIERCE VOLUNTEER FIRE DEPARTMENT	700	0	10 Tax Base	1	0	0	0	0								\$0	0	1	0
35338	SUNNYSIDE RURAL FIRE DISTRICT	425	0	20 Tax Base	6	0	0	0	1								\$0	0	0	0
35305	TWIN RIDGE RURAL FIRE DISTRICT	500	0	25 Tax Base	2	0	0	0	0								\$1,000	0	0	0
35344	UPPER FORDS CREEK RURAL FIRE DEPARTMENT	300	0	0 Tax Base	0	0	0	0	3								\$0	0	0	0
35312	WEIPPE FIRE DEPARTMENT	600	0	25 Tax Base	6	0	4	0	0								\$0	0	0	0
TOTALS		16,317	16	88	21	0	17	0	5								\$256,000	0	2	0
CUSTER COUNTY																				
37302	CHALLIS VOLUNTEER FIRE DEPARTMENT	1,100	0	51	5	0	0	0	0								\$2,000	0	0	0
37305	MACKAY FIRE DEPARTMENT	566	0	0																
37334	NORTH CUSTER RURAL FIRE DISTRICT	2,500	0	35 Tax Base	8	2	15	0	0								\$17,500	0	0	0
37301	SAWTOOTH VALLEY RURAL FIRE DISTRICT	400	0	19 Tax Base	3	0	7	0	1								\$2,000	0	0	0
37354	SOUTH CUSTER RURAL FIRE PROTECTION DISTRICT	1,400	0	30 Tax Base	6	0	2	0	1								\$190,030	0	0	0
TOTALS		5,966	0	135	22	2	24	0	2								\$211,530	0	0	0
ELMORE COUNTY																				
39338	ATLANTA RURAL FIRE DEPARTMENT	40	1	8 Tax Base																
39303	GLENNIS FERRY FIRE DEPARTMENT	1,300	0	17 Tax Base	26	0	10	6	0								\$720,000	0	0	0
39336	KING HILL RURAL FIRE PROTECTION DISTRICT	1,000		Tax Base																
39334	MOUNTAIN HOME RURAL FIRE PROTECTION DIST	4,000	2	31 Tax Base	30	0	0	11	0								\$283,100	0	0	0
39301	MOUNTAIN HOME VOL FIRE DEPARTMENT	20,000	2	31 Tax Base	31	0	1	43	0								\$638,800	0	0	0
39309	OASIS VOLUNTEER FIRE DEPARTMENT	180	0	25 Tax Base	1	0	0	0	2								\$0	0	0	0
39305	PRAIRIE GRU & FIRE		0	0 Tax Base																
TOTALS		26,520	5	112	88	0	11	60	2								\$1,641,900	0	0	0
FRANKLIN COUNTY																				
41301	FRANKLIN COUNTY FIRE DISTRICT	13,000	1	27 Tax Base	35	0	13	20	2								\$545,400	0	0	1
TOTALS		13,000	1	27	35	0	13	20	2								\$545,400	0	0	1

FDID	FIRE DEPARTMENTS	POPULATION PROTECTED	CAREER FF	VOLUNTEER FF	FUNDING	FIRE	Exposures	EMS	FALSE ALARM	Mutual Aid Given	TOTALS	\$ FIRE LOSS	FIRE SVC INJURY	CIVILIAN FATALITY	CIVILIAN INJURY
FREMONT COUNTY															
43334	ISLAND PARK FIRE PROTECTION DISTRICT		2,000	0	24 Tax Base										
43336	NORTH FREMONT FIRE DISTRICT INC		3,000	0	22 Tax Base		9	0	2	5	13	29	\$202,000	0	0
43338	SOUTH FREMONT FIRE DISTRICT		7,500	0	23 Tax Base		45	0	8	2	1	56	\$679,550	0	1
	TOTALS		12,500	0	69		54	0	10	7	14	85	\$881,550	0	1
GEM COUNTY															
45301	EMMETT FIRE DEPARTMENT		6,500	1	15 Tax Base		13	0	4	30	4	51	\$38,000	0	0
45334	GEM COUNTY FIRE PROTECTION DISTRICT 1		10,000	1	30 Tax Base		82	0	58	13	12	165	\$1,057,250	0	0
45339	GEM COUNTY FIRE PROTECTION DISTRICT 2		1,600	0	35 Tax Base		8	0	3	0	6	17	\$0	0	0
	TOTALS		18,100	2	80		103	0	65	43	22	233	\$1,095,250	0	0
GOODING COUNTY															
47341	BLISS FIRE DISTRICT		750	1	12 Tax Base		15	0	18	1	2	36	\$42,000	0	0
47301	GOODING FIRE DEPARTMENT		7,000	1	21 Tax Base		37	2	91	23	7	160	\$434,050	0	1
47323	HAGERMAN FIRE PROTECTION DISTRICT		2,500	1	25 Tax Base		16	0	241	7	8	272	\$11,000	0	0
47335	WENDELL CITY FIRE DEPARTMENT		3,000	2	23		31	0	34	6	5	76	\$882,800	0	0
47303	WENDELL RURAL FIRE DISTRICT		3,000	2	14 Tax Base		7	0	14	2	0	23	\$10,000	0	0
	TOTALS		16,250	7	95		106	2	398	39	22	567	\$1,379,850	0	1
IDAHO COUNTY															
49352	BPC RURAL FIRE DEPARTMENT INC		1,200	0	18 Grants		3	0	0	0	1	4	\$0	0	0
49340	CARROT RIDGE VOLUNTEER FIRE DISTRICT		200	0	20 Subscription Dues							0			
49310	COTTONWOOD VOLUNTEER FIRE DEPARTMENT		1,000	0	22 Tax Base		3	0	5	1	0	9	\$56,000	0	1
49335	COTTONWOOD RURAL FIRE DISTRICT		600	0	22 Tax Base		7	0	0	0	1	8	\$6,000	0	0
49316	ELC CITY VOLUNTEER FIRE DEPARTMENT		400	0	5 Donations							0			
49327	FERDINAND FIRE DEPARTMENT		150	0	12 Grants							0			
49375	GLENWOOD/CARIBEL VOL FIRE DEPARTMENT		680	0	17 Subscription Dues		4	0	0	0	1	5	\$0	0	3
49308	GRANGEVILLE CITY FIRE DEPARTMENT		3,500		Tax Base		8	0	0	10	0	18	\$153,000	0	0
49334	GRANGEVILLE RURAL FIRE DEPARTMENT			0	0 Tax Base		14	0	0	3	3	20	\$95,000	0	0
49352	HARPSTER FIRE PROTECTION DISTRICT		200	0	19 Tax Base		4	0	0	1	3	8	\$0	0	0
49330	KOOSKIA FIRE DEPARTMENT		3,500	0	16 Tax Base		12	0	2	0	19	33	\$134,775	0	0
49336	RIDGE RUNNER FIRE DEPARTMENT		800	0	15 Grants							0			
49350	RIGGINS CITY FIRE DEPARTMENT		440	0	16 Tax Base		1	0	0	0	0	1	\$0	0	0
49338	SALMON RIVER RURAL FIRE DEPARTMENT		2,500	0	33 Subscription Dues		18	0	3	0	1	22	\$82,500	0	0
49370	SECESH MEADOW RURAL FIRE DISTRICT		47	0	10 Donations							0			
49329	STITES FIRE DEPARTMENT		600	0	3 Tax Base		1	2	0	0	0	3	\$530,150	0	1
49377	WHITE BIRD FIRE DEPARTMENT		150	0	2 Tax Base							0			
	TOTALS		15,967	0	231		75	2	10	15	29	131	\$1,057,425	0	1
JEFFERSON COUNTY															
51334	CENTRAL FIRE DISTRICT		20,000	2	85 Tax Base		107	0	6	26	2	141	\$893,020	0	0
51337	HAMMER FIRE PROTECTION DISTRICT		86	0	0 Tax Base							0			
51314	ROBERTS FIRE DISTRICT		647	0	0 Tax Base							0			
51340	WEST JEFFERSON FIRE CONTROL DISTRICT		3,500	0	25 Tax Base							0			
	TOTALS		24,233	2	110		107	0	6	26	2	141	\$888,020	0	0



FDID	FIRE DEPARTMENTS	POPULATION PROTECTED	CAREER FF	VOLUNTEER FF	FUNDING	FIRE	Exposures	EMS	FALSE ALARM	Mutual Aid Given	TOTALS	\$ FIRE LOSS	FIRE SVC FATALITY	FIRE SVC INJURY	CIVILIAN FATALITY	CIVILIAN INJURY
JEROME COUNTY																
53353	FIRST SEGREGATION FIRE DISTRICT	2,500	1	12	Tax Base	23	0	0	15	1	1	40	\$44,600	0	0	0
53201	JEROME CITY FIRE DEPARTMENT	12,500	14	16	Tax Base	57	0	0	829	67	7	960	\$295,250	0	1	0
53333	JEROME RURAL FIRE DISTRICT 1	12,000	1	18	Tax Base	65	0	0	13	11	4	93	\$238,075	0	0	0
	TOTALS	27,000	16	46		145	0	0	857	79	12	1,093	\$577,925	0	1	0
KOOTENAI COUNTY																
53201	COEUR D'ALENE FIRE DEPARTMENT	50,000	48	0	Tax Base	147	0	0	5,971	298	88	6,504	\$291,246	0	0	0
53360	EAST SIDE FIRE PROTECTION DISTRICT	1,200	0	26	Tax Base	13	0	0	59	11	13	96	\$600,000	0	0	0
53346	HAUSER LAKE FIRE PROTECTION DISTRICT	2,200	1	18	Tax Base	9	0	0	107	4	37	157	\$1,000	0	0	0
53234	KOOTENAI COUNTY FIRE & RESCUE	40,000	55	0	Tax Base	155	5	3,966	154	276	276	4,556	\$56,220	0	26	0
53209	KOOTENAI COUNTY REGION 1 HAZMAT TEAM	141,132	0	33	Tax Base	0	0	0	0	0	1	1	\$0	0	0	0
53354	MICA-KIDD ISLAND FIRE PROTECTION DISTRICT	1,800	1	25	Tax Base	3	0	0	24	9	21	57	\$2,250	0	0	0
53342	NORTHERN LAKES FIRE PROTECTION DISTRICT	37,000	33	6	Tax Base	109	0	2,936	118	68	68	3,231	\$2,401,845	0	23	0
53338	SPIRIT LAKE FIRE PROTECTION DISTRICT	8,250	9	14	Tax Base	18	0	176	3	32	32	229	\$26,600	0	0	0
53352	TIMBERLAKE FIRE PROTECTION DISTRICT	9,000	7	15	Tax Base	29	0	410	17	93	93	549	\$237,750	0	0	0
53336	WORLEY FIRE PROTECTION DISTRICT	2,700	6	13	Tax Base	44	0	140	16	10	10	210	\$12,300	0	2	0
	TOTALS	293,282	160	150		527	5	13,789	630	639	639	15,590	\$3,629,211	0	49	2
LATAH COUNTY																
57309	BOVILL FIRE PROTECTION DISTRICT	380	0	19	Tax Base	2	0	0	2	0	3	7	\$0	0	0	0
57342	DEARY RURAL FIRE DISTRICT	2,000	0	25	Tax Base	7	0	0	7	1	3	18	\$300,000	0	0	0
57338	GENESSEE FIRE DEPARTMENT	2,100	0	0	Tax Base							0				
57307	JULIAETTA VOLUNTEER FIRE DEPARTMENT	625	0	11	Tax Base	14	0	0	0	0	28	42	\$376,000	0	0	0
57306	KENDRICK VOLUNTEER FIRE DEPARTMENT	400	0	0	Tax Base	1	0	2	1	21	21	25	\$24,000	0	0	0
57301	MOSCOW FIRE DEPARTMENT	25,000	5	100	Tax Base	56	0	1,196	187	8	8	1,447	\$46,350	0	0	0
57334	MOSCOW RURAL FIRE DISTRICT	10,000			Tax Base	27	0	155	5	116	116	303	\$332,300	0	0	0
57336	POTLATCH RURAL FIRE PROTECTION DISTRICT	3,500	0	35	Tax Base	16	1	0	0	2	2	19	\$0	0	0	0
57340	TROY RURAL FIRE DISTRICT	2,500			Tax Base	1	0	1	1	0	0	2	\$12,000	0	0	0
57304	TROY VOLUNTEER FIRE DEPARTMENT		0	33	Tax Base							0				
	TOTALS	45,505	5	223		124	1	1,363	194	181	181	1,863	\$25,066,650	0	0	0
LEMHI COUNTY																
59310	ELK BEND FIRE PROTECTION DISTRICT	300	0	18	Tax Base	2	0	0	9	0	6	17	\$0	0	0	3
59315	LEADORE COMMUNITY VOL FIRE DEPARTMENT	2,500	0	23	Donations	3	0	0	3	0		6	\$28,000	0	0	0
59330	LEMHI COUNTY FIRE PROTECTION DISTRICT	6,500	0	42	Tax Base							0				
59333	NORTH FORK FIRE PROTECTION DISTRICT	600	0	11	Tax Base							0				
59344	PAHSIMEROI VOLUNTEER FIRE DEPARTMENT	50	0	0								0				
59351	WILLIAMS LAKE FIRE DEPARTMENT	150	0	4	Donations	2	0	0	0	0	0	2	\$0	0	0	0
	TOTALS	10,100	0	98		7	0	0	12	0	6	25	\$28,000	0	0	3
LEWIS COUNTY																
61304	CRAIGMONT FIRE DEPARTMENT	500	0	15	Tax Base	2	0	0	0	0	1	3	\$0	0	0	0
61335	KAMIAH FIRE DEPARTMENT	5,000			Tax Base	9	0	0	2	0	0	11	\$17,000	0	0	0
61334	KAMIAH RURAL FIRE PROTECTION DISTRICT		0	24	Tax Base	134	0	0	7	1	22	164	\$140,000	0	0	0
61310	NEZ PERCE FIRE DEPARTMENT	1,500	0	0	Tax Base							0				
61308	WINCHESTER VOLUNTEER FIRE DEPARTMENT	600	0	10	Tax Base	4	0	0	0	0	3	7	175	0	0	0
61312	WINCHESTER RURAL FIRE DISTRICT	1,200	0	12	Tax Base	3	0	0	0	0	2	5	\$0	0	0	0
	TOTALS	8,800	0	61		152	0	0	9	1	28	185	\$157,175	0	0	0

FDID	FIRE DEPARTMENTS	POPULATION PROTECTED	CAREER FF	VOLUNTEER FF	FUNDING	FIRE	Exposures	EMS	FALSE ALARM	Mutual Aid Given	TOTALS	\$ FIRE LOSS	FIRE SVC INJURY	CIVILIAN FATALITY	CIVILIAN INJURY
LINCOLN COUNTY															
63306	DIETRICH FIRE DISTRICT		500	0	11 Tax Base							0			
63308	RICHFIELD FIRE PROTECTION DISTRICT		700	0	10 Tax Base							0	0	0	0
63301	SHOSHONE CITY/RURAL FIRE DISTRICT		600	0	14 Tax Base							0	0	0	0
	TOTALS		1,800	0	35		0	0	0	0	0	\$0	0	0	0
MADISON COUNTY															
65234	MADISON FIRE DEPARTMENT		42,000	17	60 Tax Base		81	0	80	181	2	344	\$1,230,251	0	1
	TOTALS		42,000	17	60		81	0	80	181	2	344	\$1,230,251	0	1
MINIDOKA COUNTY															
67336	MINIDOKA COUNTY FIRE PROTECTION DISTRICT		10,000	0	40 Tax Base		27	0	320	19	24	390	\$724,550	0	0
67301	RUPERT CITY FIRE & RESCUE		5,900	1	24 Tax Base		19	0	243	20	2	284	\$116,500	0	0
67334	WEST END FIRE PROTECTION DISTRICT		8,800	1	18 Tax Base		71	0	191	10	1	273	\$1,658,410	0	0
	TOTALS		24,700	2	82		117	0	754	49	27	947	\$2,499,460	0	0
NEZ PERCE COUNTY															
69333	BIG CANYON FIRE DISTRICT		500	0	20 Tax Base							0			
69306	LAPWAI FIRE DEPARTMENT		1,200	0	10 Tax Base							0			
69201	LEWISTON FIRE DEPARTMENT		32,500	60	0 Tax Base		115	1	4,539	145	6	4,806	\$885,591	0	1
69209	LEWISTON HAZ MAT TEAM				Tax Base										
69344	NEZ PERCE COUNTY FIRE DEPARTMENT		6,000	1	22 Tax Base		6	0	5	3	0	14	\$0	0	4
69345	WHEATLAND FIRE PROTECTION DISTRICT		450	0	22 Tax Base							0	\$0	0	0
	TOTALS		40,650	61	74		121	1	4,544	148	6	4,820	\$885,591	0	5
ONEIDA COUNTY															
71301	ONEIDA COUNTY FIRE DISTRICT/MALAD FIRE DEPT		6,000	0	16 Tax Base		0	0	0	0	0	0	\$0	0	0
	TOTALS		6,000	0	16		0	0	0	0	0	0	\$0	0	0
OWYHEE COUNTY															
73340	BRUNEAU FIRE PROTECTION DISTRICT		250	0	14 Tax Base		7	0	2	0	0	9	\$4,500	0	0
73338	GRAND VIEW RURAL FIRE PROTECTION DISTRICT		3,000	0	15 Tax Base		11	0	21	1	2	35	\$2,900	0	0
73334	HOMEDALE RURAL FIRE PROTECTION DISTRICT		7,500	0	22 Tax Base		35	0	0	10	2	47	\$23,000	0	0
73336	MARSING CITY/RURAL FIRE PROTECTION DISTRICT		20,000	0	32 Tax Base		49	3	9	3	5	69	\$33,400	0	1
73342	MURPHY-REYNOLDS-WILSON FIRE PROT DISTRICT		1,200	0	28 Tax Base		21	0	4	0	7	32	\$193,500	0	0
73320	SILVER CITY FIRE & RESCUE INC		100	0	10 Donations							0			
	TOTALS		32,050	0	121		123	3	36	14	16	192	\$257,300	0	1
PAYETTE COUNTY															
75302	FRUITLAND FIRE DEPARTMENT		4,723	0	30 Tax Base		5	0	2	8	2	17	\$200,500	0	0
75336	NEW PLYMOUTH RURAL FIRE PROTECTION DISTRICT		2,500	0	22 Tax Base		0	0	0	0	0	0	\$0	0	0
75303	NEW PLYMOUTH FIRE DEPARTMENT						41	0	6	13	15		\$169,520	0	0
75301	PAYETTE CITY FIRE DEPARTMENT		900	5	20 Tax Base		25	3	629	19	8	684	\$95,940	0	1
75334	PAYETTE RURAL FIRE DISTRICT		9,500	0	25		26	5	6	4	22	63	\$110,550	0	0
75305	SAND HOLLOW FIRE PROTECTION DISTRICT		700	0	12 Tax Base		0	0	0	0	1	1	\$0	0	0
	TOTALS		18,323	5	109		97	8	643	44	48	765	\$566,510	0	1

FDID	FIRE DEPARTMENTS	POPULATION PROTECTED	CAREER FF	VOLUNTEER FF	FUNDING	FIRE	Exposures	EMS	FALSE ALARM	Mutual Aid Given	TOTALS	\$ FIRE LOSS	FIRE SVC INJURY	CIVILIAN FATALITY	CIVILIAN INJURY
POWER COUNTY															
77302	AMERICAN FALLS FIRE DEPARTMENT	7,500			Tax Base	6	0	0	1	1	0	8	\$6,250	0	0
77330	AMERICAN FALLS FIRE PROTECTION DISTRICT			0	15 Tax Base	9	0	7	2	2	1	19	\$100,250	0	3
77306	ROCKLAND RURAL FIRE DISTRICT	500		0	15 Tax Base	2	1	0	0	0	0	3	\$25,000	0	0
	TOTALS	8,000	0	30	30	17	1	8	3	3	1	30	\$131,500	0	3
SHOSHONE COUNTY															
79304	MULLAN VOLUNTEER FIRE DEPARTMENT	900	0	0	18 Tax Base	4	0	0	0	0	2	6	\$0	0	0
79305	PRICHARD/MURRAY VOLUNTEER FIRE DEPARTMENT	400	0	0	15 Fundraising							0			
79236	SHOSHONE COUNTY FIRE PROTECTION DISTRICT 1	4,500	7	20	20 Tax Base	18	0	438	8	39	39	503	\$25,552	0	0
79234	SHOSHONE COUNTY FIRE PROTECTION DISTRICT 2	8,000	12	25	25 Tax Base	55	0	590	43	109	109	797	\$498,900	0	3
79316	SHOSHONE COUNTY FIRE PROTECTION DISTRICT 3	1,200	0	25	25 Tax Base							0			1
79310	ST. JOE VALLEY FIRE DISTRICT	1,000	0	12	12 Tax Base							0			
	TOTALS	16,000	19	115	115	77	0	1,028	51	150	150	1,306	\$524,452	0	3
TETON COUNTY															
81334	TETON COUNTY FIRE PROTECTION DISTRICT	11,500	21	9	9 Tax Base	30	0	176	31	6	6	243	\$35,000	0	0
	TOTALS	11,500	21	9	9	30	0	176	31	6	6	243	\$35,000	0	0
TWIN FALLS COUNTY															
83207	BUHL FIRE DEPARTMENT	9,000	5	36	36 Tax Base	47	0	58	22	3	3	130	\$251,512	0	1
83340	CASTLEFORD FIRE DISTRICT	277	0	0	0 Tax Base							0			
83338	FILER FIRE DEPARTMENT	14,000	2	24	24 Tax Base	38	0	6	8	1	1	53	\$0	0	0
83334	ROCK CREEK RURAL FIRE PROTECTION DISTRICT	15,000	7	24	24 Tax Base	57	0	521	22	3	3	603	\$652,250	0	1
83349	SALMON TRACT RURAL FIRE PROTECTION DISTRICT	2,500	0	21	21 Tax Base	1	0	0	0	0	0	1	\$0	0	1
83101	TWIN FALLS FIRE DEPARTMENT	52,500	39	0	0 Tax Base	130	39	567	316	4	4	1,056	\$2,255,189	0	0
	TOTALS	93,277	53	105	105	273	39	1,152	368	11	11	1,843	\$3,158,951	0	2
VALLEY COUNTY															
85334	CASCADE RURAL FIRE PROTECTION DISTRICT	2,000	5	29	29 Tax Base	22	0	264	6	4	4	296	\$6,500	0	0
85304	DONNELLY RURAL FIRE PROTECTION DISTRICT	2,000	8	28	28 Tax Base	13	0	160	7	21	21	201	\$52,000	0	0
85340	HIGH VALLEY FIRE PROTECTION ASSOCIATION	200	0	0	0 Tax Base							0			
85339	MCCALL FIRE PROTECTION DISTRICT	6,000	11	26	26 Tax Base	32	0	658	83	24	24	797	\$1,146,900	0	0
85307	SOUTHERN IDAHO TIMBER PROTECTIVE ASSOC		25	0	0 Tax Base							0			
	TOTALS	10,200	49	83	83	67	0	1,082	96	49	49	1,294	\$1,205,400	0	0
WASHINGTON COUNTY															
87330	CAMBRIDGE FIRE PROTECTION DISTRICT	950	0	16	16 Tax Base							0			
87336	MIDVALE FIRE PROTECTION DISTRICT	750	0	25	25 Tax Base	7	0	2	0	11	11	20	\$82,500	0	0
87334	WEISER AREA RURAL FIRE DISTRICT	4,000	0	28	28 Tax Base	4	0	5	1	3	3	13	\$38,000	0	0
87301	WEISER CITY FIRE & RESCUE	5,500	2	115	115 Tax Base	11	0	1	16	10	10	38	\$191,100	0	0
	TOTALS	11,200	2	184	184	22	0	8	17	24	24	71	\$311,600	0	0
	STATE OF IDAHO TOTALS		1,219	3,909	3,909	4,584	88	55,971	5,665	3,903	3,903	69,974	71,180,603	0	22
															43



# Glossary of Terms and Abbreviations

**\$ Loss** - Combined estimated property and content dollar loss reported by reporting agencies.

**Alarm** - Any notification to the fire department that a situation exists or requires a response.

**Arson** - The crime of maliciously, intentionally, and/or recklessly starting a fire or causing an explosion.

**Automatic Extinguishing System (AES)** - A device or system providing an emergency fire extinguishing function without the necessity of human intervention. Typically a water spray.

**Casualty** - A person who is injured or killed at the scene of a fire or other reported incident.

**Cause** - The circumstances or conditions that brought about or resulted in a fire or explosion incident, damage to property resulting from the fire or explosion incident, or bodily injury or loss of life resulting from the fire or explosion incident.

**Civilian Fire Casualty** - Any non-fire service person injured or killed as a direct result of a fire-related incident.

**Confined Fire** - Fire where the flame does not extend beyond a combustible container such as a cooking vessel, chimney or flue, trash container, etc.

**Contained Fire** - Fire spread that is reasonably expected to remain in check under prevailing conditions.

**Crop** - Cultivated vegetation such as grains, trees, orchard, nursery stock, etc.

**EMS** - Emergency Medical Service.

**Fatality** - An injury that is fatal or becomes fatal within one year of the incident.

**Fire** - Any instance of destructive and uncontrolled burning, including explosion, of combustible solids, liquids or gases.

**Hazardous Materials** - Any material that is air-reactive, corrosive, explosive, flammable gas, organic peroxide, oxidizing material, radioactive, toxic, unstable, water-reactive, or a flammable or combustible liquid; and any substance or mixture of substances that is an irritant or a strong sensitizer or generates pressure through exposure to heat, decomposition, or other means.

**Incident** - An event to which the reporting agency responds or should have responded. An incident may have more than one response.

**Incident Record** - The official file on an incident.

**Incident Report** - A document prepared by fire department personnel about a particular incident.

**Mobile Property** - Property designed to be movable whether or not it still is, such as vehicles, ships, and airplanes.

**Mutual Aid** - Assistance given to or received by a fire department, whether fire or non-fire aid, by another fire department outside its normal jurisdiction.

**NFIRS** - National Fire Incident Reporting System.

**Non-Fire Service Personnel** - All persons involved with an incident who are not fire service personnel, such as police, utility company employees, non-fire service medical personnel or civilians.

**Origin** - The physical location where a heat source and fuel came in contact with each other.

**Overpressure** - A transient air pressure, such as the shock wave from an explosion, that is greater than the surrounding atmospheric pressure.

**Prescribed Fire** - Any fire ignited by management actions to meet specific objectives. A written, approved prescribed fire plan must exist prior to ignition. The controlled application of fire to wildland fuels in either their natural or modified state under specified environmental conditions allowing the fire to be confined to a predetermined area and, at the same time, to produce the intensity of heat and rate of spread required to attain planned resource management objectives.

**Property Use** - The actual use of the property where the incident occurred. A building, for example, could serve as a garage, a hospital or a department store. The use of property does not define any of the other important fire-related details of a property such as access, ownership, size, and internal weaknesses in fire defense or construction.

**Response Time** - The length of time between notification of and arrival at an incident scene as reported by the responding agency.

**Structure** - An assembly of materials forming a construction for occupancy or use to serve a specific purpose. This includes, but is not limited to, buildings, open platforms, bridges, roof assemblies over open storage or process areas, tents, air-supported structures, and grandstands.

**Structure Fire** - Any fire inside, on, under, or touching a structure.

**Wildland Urban Interface Area** - The geographical area where structures and other human development meet or intermingle with wildland or vegetative fuels.

**Wildland** - Land in its uncultivated, more or less natural state and covered by timber, woodland, brush or grass. An area in which development is essentially nonexistent except for roads, railroads, power lines and similar facilities.

**Wildland Fire** - Any involved vegetative fuel, other than prescribed fire, that occurs in wildland. A wildland fire may expose or possibly consume structures.





# \$5,000 AWARD FUND

It has been determined that this fire is

# ARSON

If you have information regarding this fire, please call

## 1-877-75-ARSON

Callers may remain anonymous

Sponsored by:



**IDAHO STATE FIRE MARSHAL**  
DEPARTMENT OF INSURANCE