



2016 Annual Report

C.L. "BUTCH" OTTER
Governor

State of Idaho
DEPARTMENT OF INSURANCE
DIVISION OF THE STATE FIRE MARSHAL

700 West State Street, 3rd Floor
P.O. Box 83720
Boise, Idaho 83720-0043
Phone (208) 334-4370
Fax (208) 334-4375
www.doi.idaho.gov

DEAN L. CAMERON
Director

KNUTE C. SANDAHL
State Fire Marshal

June 1, 2017

Honorable C.L. "Butch" Otter
Governor, State of Idaho
Statehouse
Boise, Idaho 83720

Dear Governor Otter,

I present to you the 2016 State Fire Marshal's Annual Report. This report includes data and information collected from fire service providers including municipal fire departments, fire districts, and fire protection associations throughout Idaho.

Fire service providers contribute statistical data through the Idaho Fire Incident Reporting System (IFIRS). Of the 251 organized fire service providers, 182 contributed data through this system. This system is important in identifying fire-related activity including trends or problems with consumer products and aids in designing specific fire prevention initiatives.

Our office has made progress in identifying fire service providers that have not contributed data and in encouraging them to participate in the IFIRS system. We increased our visibility by rebranding the office and updating the website. Information is now readily accessible for local fire service providers to use and make available to their constituents. Our expertise in fire investigations throughout the state has increased. Historically, we investigate 60-70 fires annually. In 2016, we responded to 114 fire investigations, working closely with local fire services, law enforcement, and other federal investigative agencies.

We continue to foster our working relationship with the Idaho Department of Lands and federal wildfire responders. This relationship is vitally important to our state, as wildfires continue to devastate our natural areas and adversely affect populated areas.

Respectfully submitted,



Knute Sandahl
Idaho State Fire Marshal

**Governor
C.L. "Butch" Otter**

**Department of Insurance
Dean L. Cameron, Director**

**Idaho State Fire Marshal
Knut C. Sandahl**

Mission Statement

The State Fire Marshal's Office participates in and coordinates an integrated statewide system designed to protect human life from fire and explosions through fire prevention, investigation, and public education activities. The program involves fire prevention activities, fire/arson investigations, code enforcement, and the operation of the Idaho Fire Incident Reporting System. The State Fire Marshal's Office provides assistance to local fire agencies throughout the state.

**Visit the Idaho State Fire Marshal's website at
<http://doi.idaho.gov/sfm>**

Table of Contents

STATE FIRE MARSHAL DIVISION

About State Fire Marshal's Office	2
State Fire Marshal Staff/District Map	3
Classes	4
Fires Investigations	5
Plan Reviews/Inspections	6
Certification and Licensing	7

IDAHO FIRE DEPARTMENTS

Reporting Trends	8
Departments NOT Reporting	9

SUMMARY STATISTICS

Incident Summary of Fire Responses	10
Incident Summary of Non-Fire Responses	11
Incident Responses by Month, Week, and Hour	12
Fire Calls by Month, Week, and Hour	13
Top 10 Incident Types by Incident Categories	14
Five-Year Trends	16

STRUCTURE FIRES

Most Frequent Residential Structure Fires	18
Structure Fire Loss (\$500,000 or More)	19
Structure Fire by Type	19
Smoke Detector Performance	20
Automatic Extinguishing Systems	21

FIRE CASUALTIES

Civilian Fire Injuries and Fatalities	22
Civilian Casualties Last Five Years/Casualties by Hour	23
Fire Service Injuries Last Five Years	24

Comparison of 2015 and 2016 County Populations and Reported Incidents	25
Fire Department Statistic by County	26
Glossary of Terms	35

STATE FIRE MARSHAL

Through our offices in Boise, Coeur d'Alene, and Idaho Falls, our dedicated staff works with a broad spectrum of customers in both the public and private sectors.

By statute we are responsible for:

- Adoption of the fire code as a minimum standard for the state.
- Prescribing regulations and making rules related to the fire code.
- Reviewing plans for all new and remodeled state buildings for compliance with adopted fire codes.
- Inspecting and testing new fire sprinkler systems and fire alarm systems in all new and remodeled state buildings.
- Collecting information on all fires in Idaho.
- Regulating the fire sprinkler industry.
- Reviewing plans for single service fire sprinkler systems installed in Idaho.
- Licensing fireworks wholesale and import businesses.
- Ensuring compliance by cigarette manufacturers with Idaho Reduced Cigarette Ignition Propensity law.
- Training and certifying local authorities who apply the provisions of the adopted statewide fire code.
- Serving as an avenue for appealing local code application decisions as provided by Idaho law.
- Serving as the Chief Arson Investigator for the state of Idaho.

We also provide assistance to our customers by:

- Assisting local fire jurisdictions with plan reviews, inspections, and code interpretation.
- Conducting classes in fire investigation, code application, and incident reporting.
- Answering questions and providing statistical research for:
 - Architects
 - Engineers
 - Fire Code Officials
 - Developers
 - Attorneys
 - Elected officials
 - Law enforcement
 - Individual citizens
- Participating in numerous arson task forces statewide and regional fire chief associations.
- Being actively involved in the development of national fire and life safety standards.
- Serving as an active member of the Idaho Lands Resource Coordinating Council.
- Working with the Northwest Insurance Council to establish the Arson Hotline and a reward-for-information program.

Staff/Offices

Knute Sandahl, State Fire Marshal
Nesha Pabst, Administrative Assistant
Teresa Jones, IFIRS Program Coordinator
700 West State Street, 3rd Floor
Boise, ID 83720
208-334-4370

Fire Investigation

Region I

Jason Blubaum
Deputy Fire Marshal
2005 Ironwood Parkway #143
Coeur d'Alene, ID 83814
208-769-1447

Region II

Alan Perry
Deputy Fire Marshal
700 West State Street, 3rd Floor
Boise, ID 83720
208-334-4370

Region III

Ivan Hibbert
Deputy Fire Marshal
1820 East 17th Street, Suite 220
Idaho Falls, ID 83404
208-525-7209

Fire Prevention

Region I

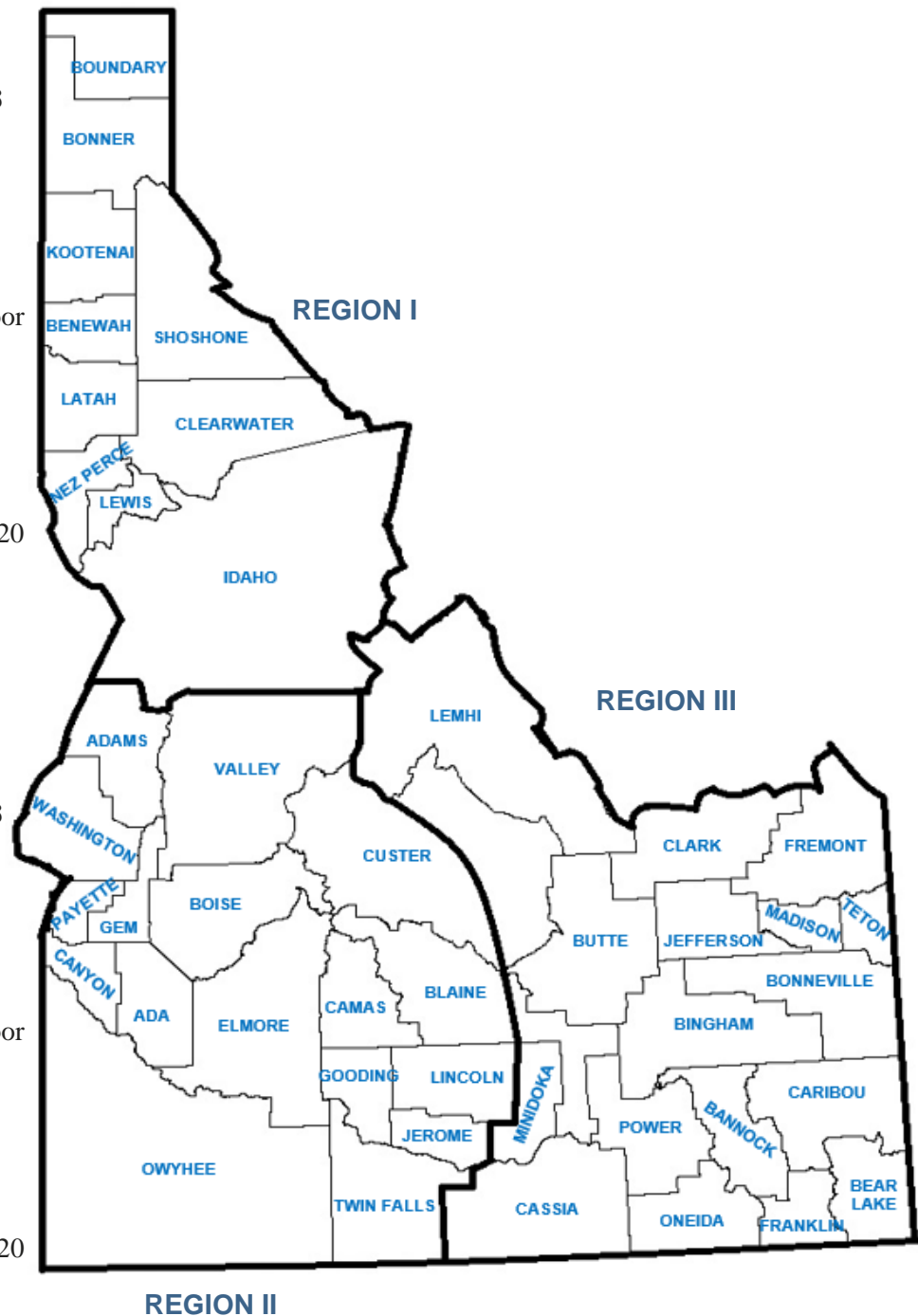
Casey Strong
Deputy Fire Marshal
2005 Ironwood Parkway #143
Coeur d'Alene, ID 83814
208-769-1447

Region II

Tom Mroz
Chief Deputy Fire Marshal
700 West State Street, 3rd Floor
Boise, ID 83720
208-334-4370

Region III

Verl Jarvie
Deputy Fire Marshal
1820 East 17th Street, Suite 220
Idaho Falls, ID 83404
208-525-7022



Classes

Fire Code Official Certification

This three-day class provides exposure to the contents of the International Fire Code and is presented to fire department personnel or to inspectors within a city or county building department upon request of the jurisdiction. The course is intended to provide continuity and consistency of code application throughout the state. A four-hour certification test is conducted at the end of the course.

Arson Detection for the First Responder

Provides the first responder with knowledge and awareness of the detection of possible incendiary fires.

Origin and Cause Fire Investigation

This 16-hour class is based on the National Fire Protection Association (NFPA) 921 Guide for Fire and Explosion Investigations and provides the student with basic origin and cause fire investigation knowledge and principles.

Arson Investigation and Evidence Preservation

Instructs students toward a positive approach to arson investigation and best practices for the collection, preservation, and submission of fire debris evidence to our state lab.

Introduction to National Fire Incident Reporting System (NFIRS)

An introduction to and experience with the NFIRS 5.0 all-incident reporting system. Students learn the purposes and benefits of incident reporting at the local, state, and national levels and receive a basic introduction to all modules and their uses.

Training Courses Customized to Meet Your Needs

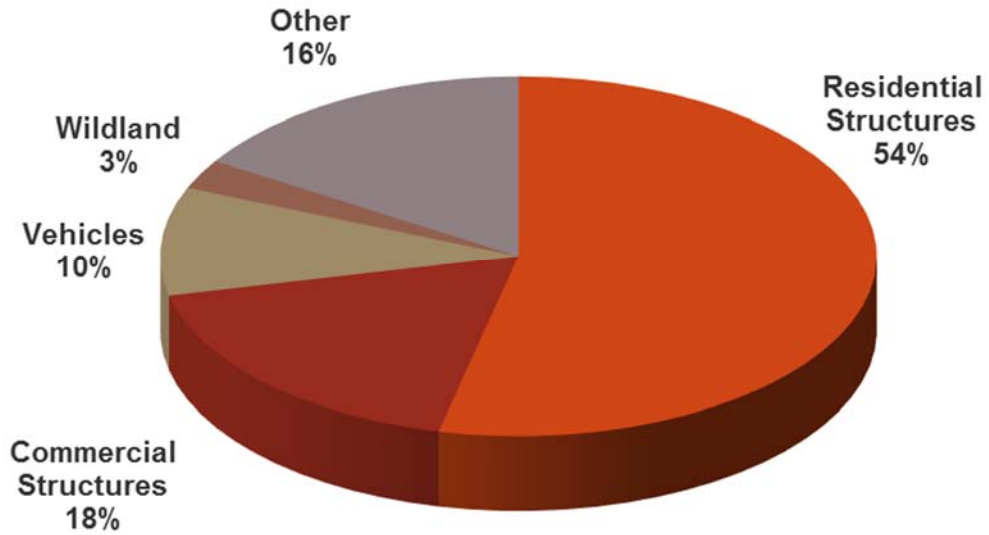
We also offer customized training opportunities for fire agencies. Our classes in both fire code and fire investigation can often be modified by content and length to meet individual needs.

Many of these classes are offered at the following academies:

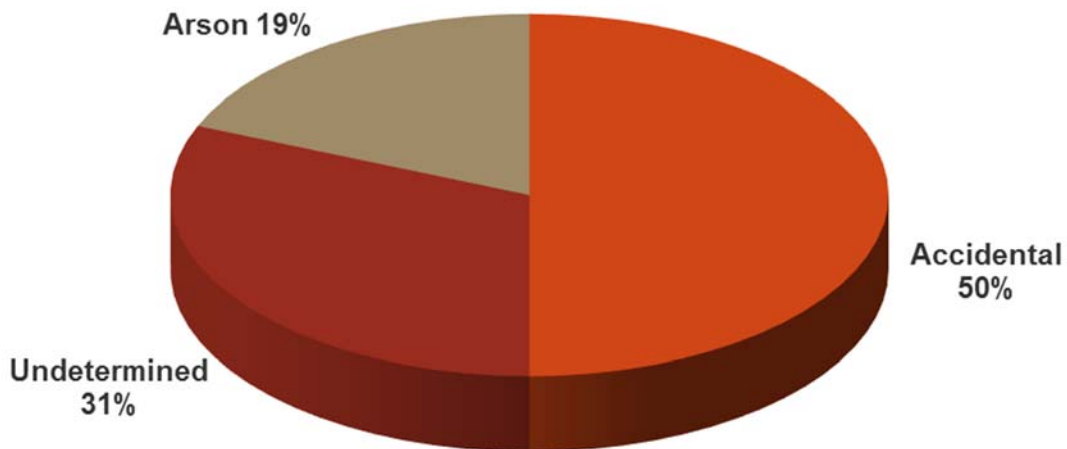
Central Idaho Fire Academy (Donnelly)
Clearwater County Fire Academy (Orofino)
Eastern Idaho Fire Academy (Ammon)
North Idaho Fire Academy (Coeur d'Alene)
Southern Idaho Fire Academy (Paul)

Fire Investigations

Types of Fires Investigated

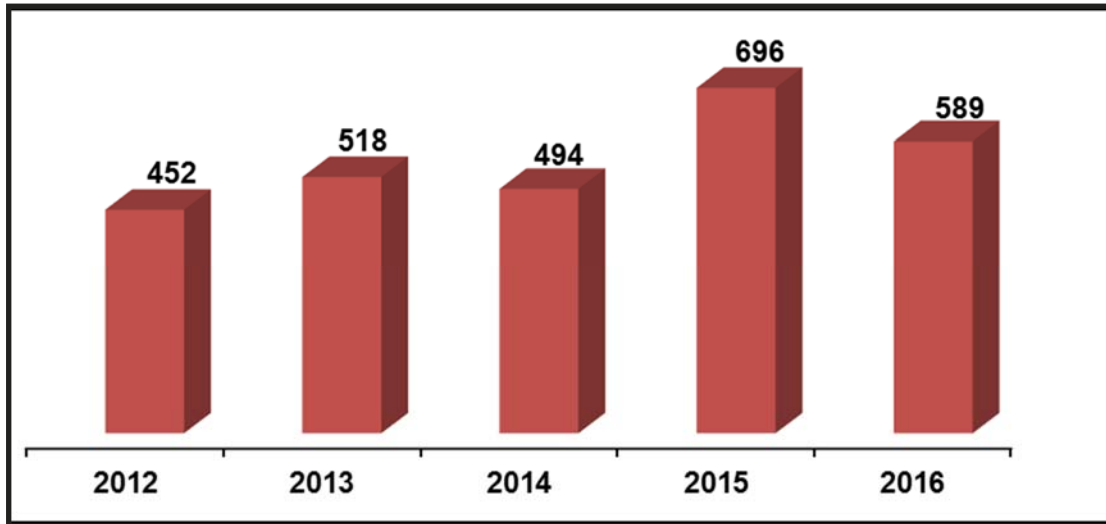


Determination of Cause

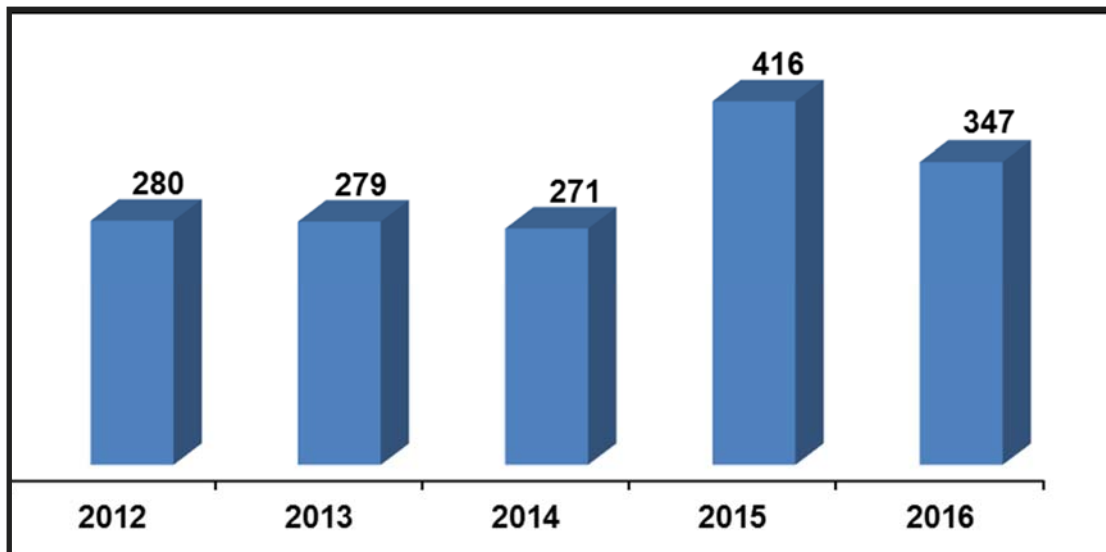


Plan Reviews and Inspections

Plan Reviews

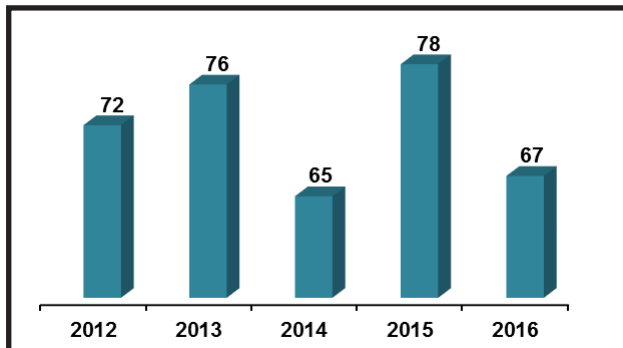


Inspections



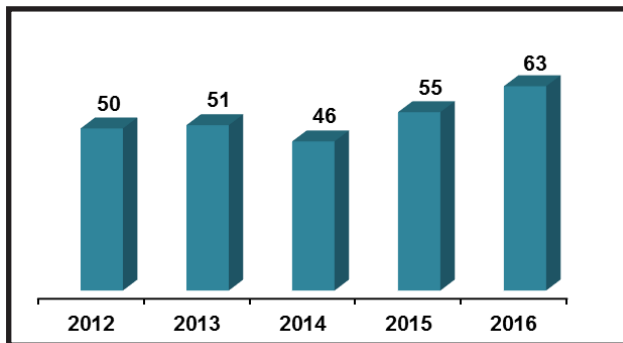
Certification and Licensing

Fire Protection Sprinkler Contractor Licenses



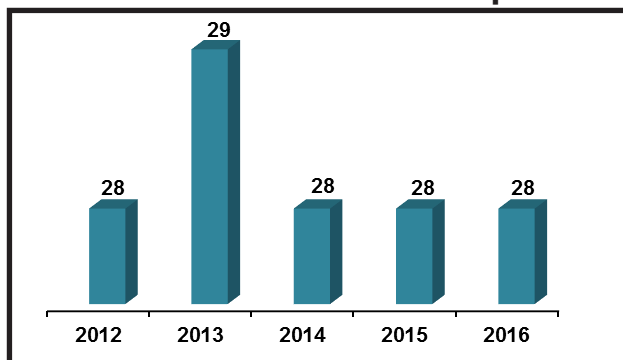
Idaho Code section 41-254(7) and IDAPA 18.01.49 give the State Fire Marshal the responsibility to license and regulate fire sprinkler contractors.

Fire Protection Sprinkler Fitter Licenses



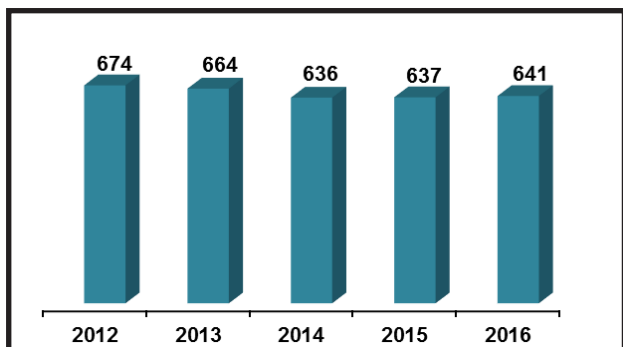
This license is offered by the State Fire Marshal pursuant to IDAPA 18.01.49.23

Fireworks Wholesale or Import Licenses



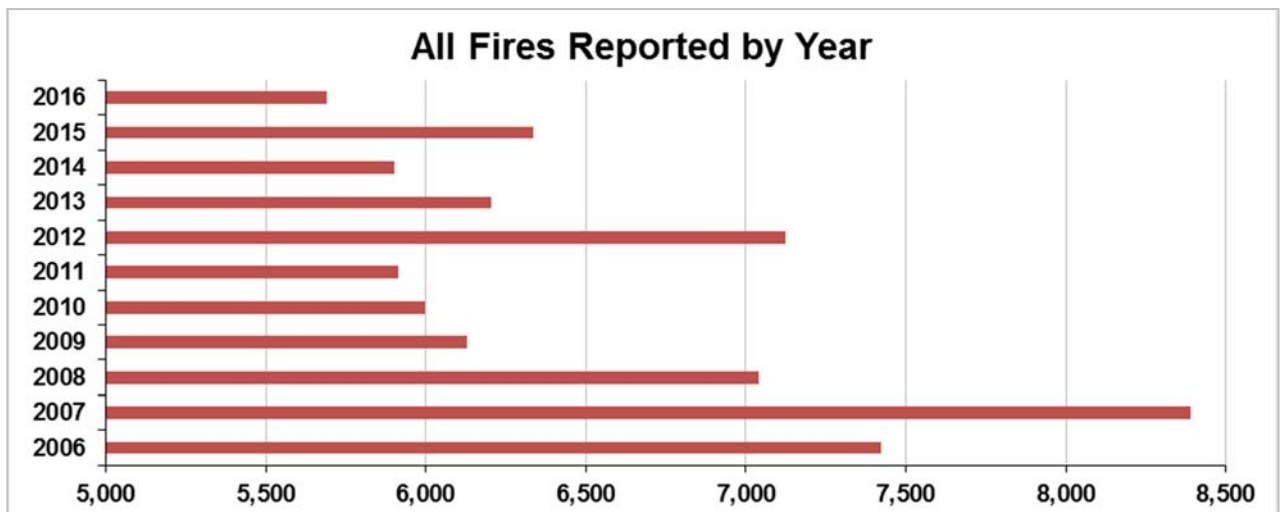
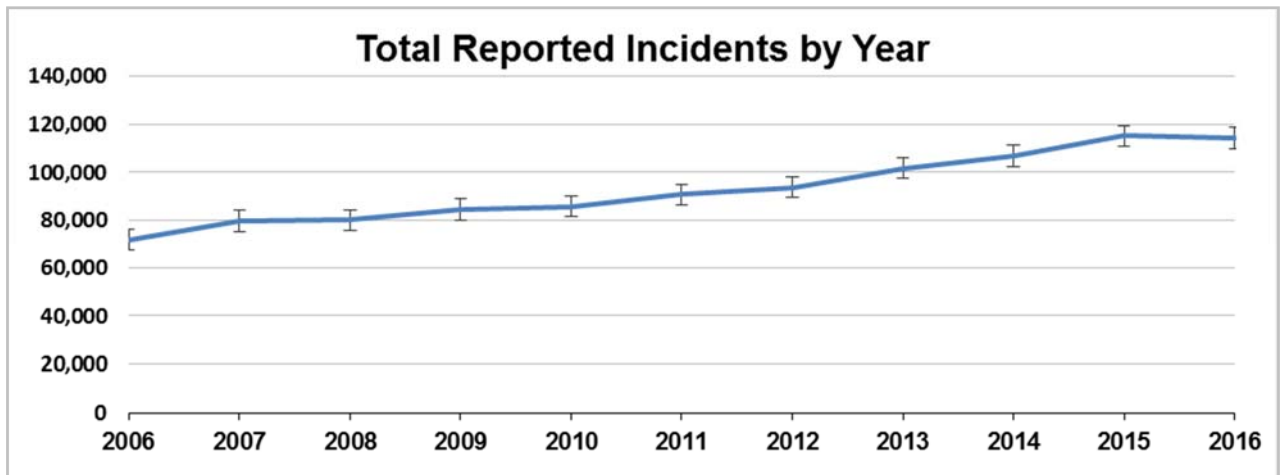
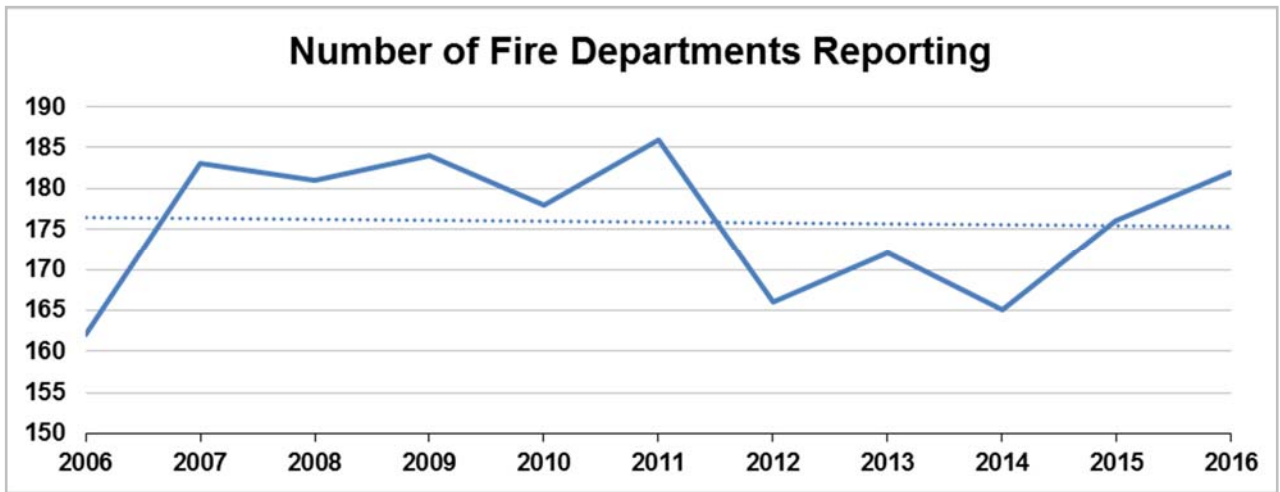
Idaho Code section 39-2603 requires anyone who imports or sells fireworks at wholesale to be licensed by the State Fire Marshal's Office.

Fire Code Official Certifications



Idaho Code section 41-255(6) and IDAPA 18.01.43 requires all persons enforcing the Idaho Fire Code to be trained and certified by the State Fire Marshal.

Reporting Trends



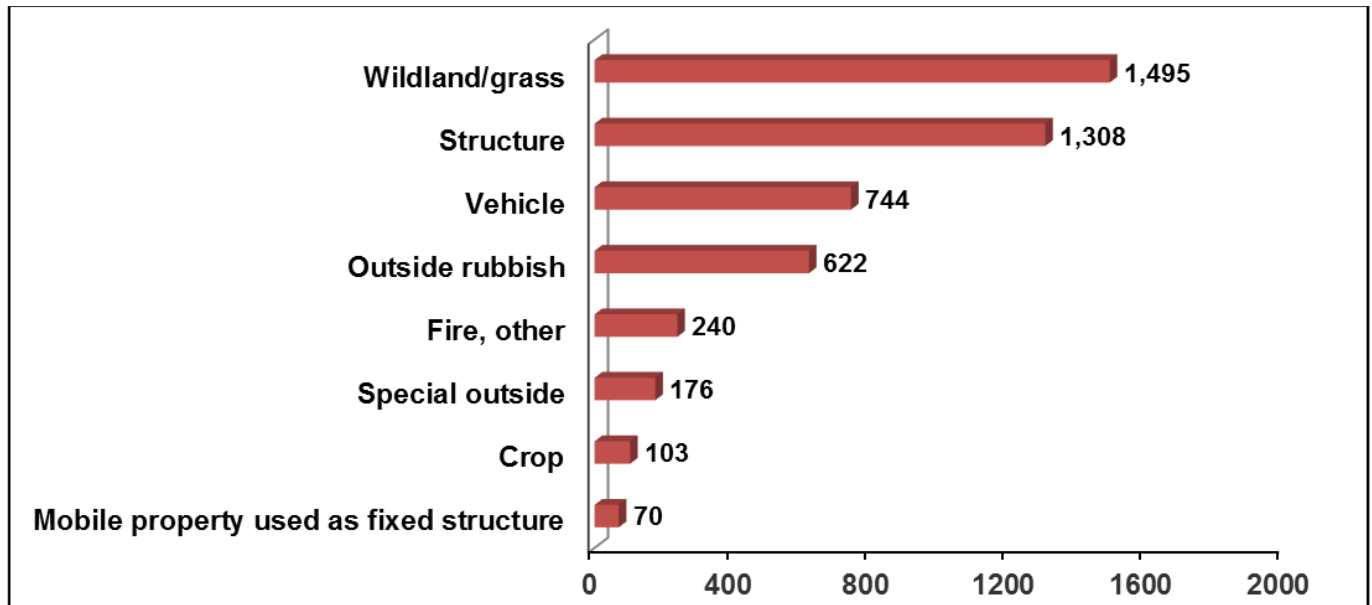
Departments NOT reporting for 2016

These departments did not submit incidents as of December 2016. Their reports may have an effect on the statistics.

Ace Fire Protection Association Unit (Cassia)	Salmon Tract Rural Fire Protection District (Twin Falls)
Arimo Fire Department (Bannock)	Shoshone City/Rural Fire District (Lincoln)
Atomic City Fire Department (Bingham)	Shoshone County Fire Protection District #3 (Shoshone)
Bear Fire District (Adams)	Smiley Creek Fire Protection District (Blaine)
Carrot Ridge Volunteer Fire District (Idaho)	Southern Idaho Timber Protective Association (Valley)
Council Valley Volunteer Fire Department (Adams)	St. Joe Valley Fire District (Shoshone)
Cuprum Volunteer Fire Department (Adams)	Tensed Rural Fire District (Benewah)
Dietrich Fire District (Lincoln)	Troy Volunteer Fire Department (Latah)
Downey Volunteer Fire District (Bannock)	Troy Rural Fire District (Latah)
Dubois City Fire Department (Clark)	Upper Pack River Volunteer Fire Department (Bonner)
Elk City Volunteer Fire Department (Idaho)	Ucon Fire Department (Bonneville)
Evergreen Rural Fire District (Clearwater)	Weippe Fire Department (Clearwater)
Fairfield Fire Department (City of) (Camas)	White Bird Fire Department (Idaho)
Ferdinand Fire Department (Idaho)	Wilderness Ranch Fire Protection District (Boise)
Firth Fire District (Bingham)	Williams Lake Vol. Fire Protection District (Lemhi)
Genesee Fire Department (Latah)	Yellow Pine Fire Department (Valley)
Grangemont Fire Department (Clearwater)	
Hamer Fire Protection District (Jefferson)	
High Valley Fire Protection Association (Valley)	
Horseshoe Bend Rural Fire District (Boise)	
INL Fire Department (Butte)	
Island Park Fire Protection District (Fremont)	
Lapwai Fire Department (Nez Perce)	
Lemhi County Fire Protection District (Lemhi)	
McCammon Fire Department (Bannock)	
Meadows Valley Fire Protection District (Adams)	
Moyie Springs Fire Department (Boundary)	
Nez Perce County Fire Department (Nez Perce)	
Parma Rural Fire Protection District (Canyon)	
Pierce Volunteer Fire Department (Clearwater)	
Pocatello Valley Fire Department (Bannock)	
Prairie QRU & Fire (Elmore)	
Raft River Fire Protection District (Cassia)	
Richfield Fire Protection District (Lincoln)	
Ridge Runner Fire Department (Idaho)	
Riggins City Fire Department (Idaho)	
Roberts Fire Department (Jefferson)	

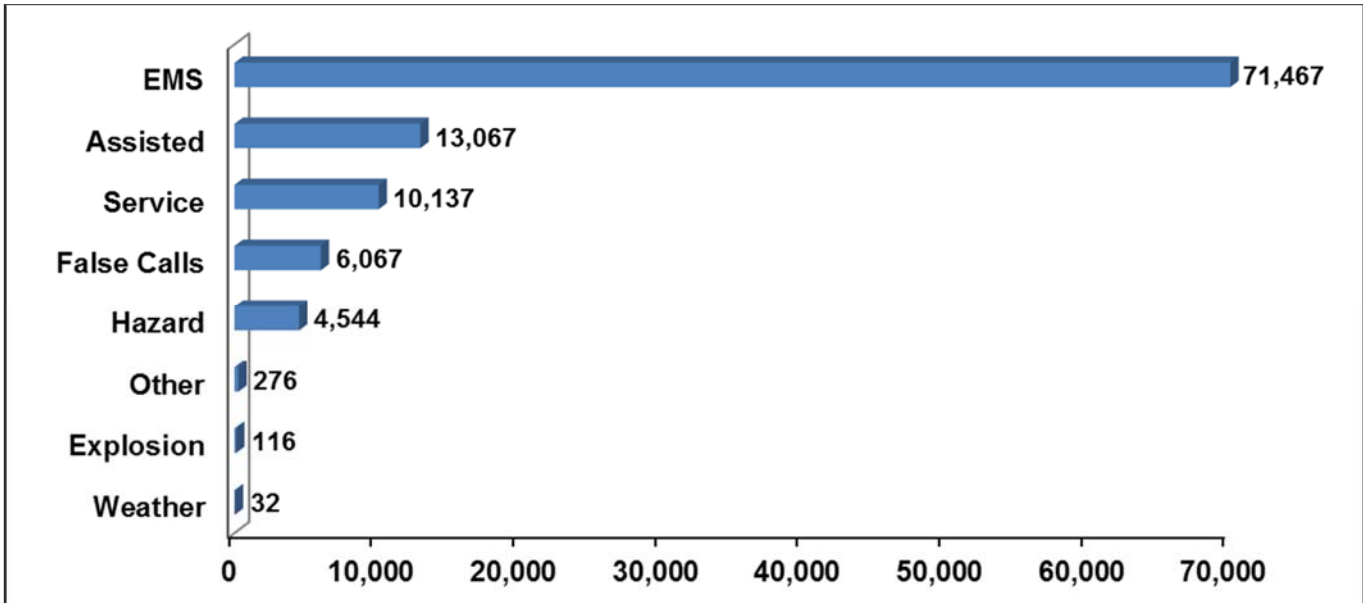
SUMMARY STATISTICS

Incident Summary of Fire Responses



Fire Responses	Dollar Loss
Wildland/grass	\$1,337,396
Structure	\$32,935,279
Vehicle	\$7,481,415
Outside rubbish	\$97,988
Fire, other	\$228,207
Special outside	\$402,850
Crop	\$1,646,475
Mobile property used as fixed structure	\$791,265
Total	\$44,920,875

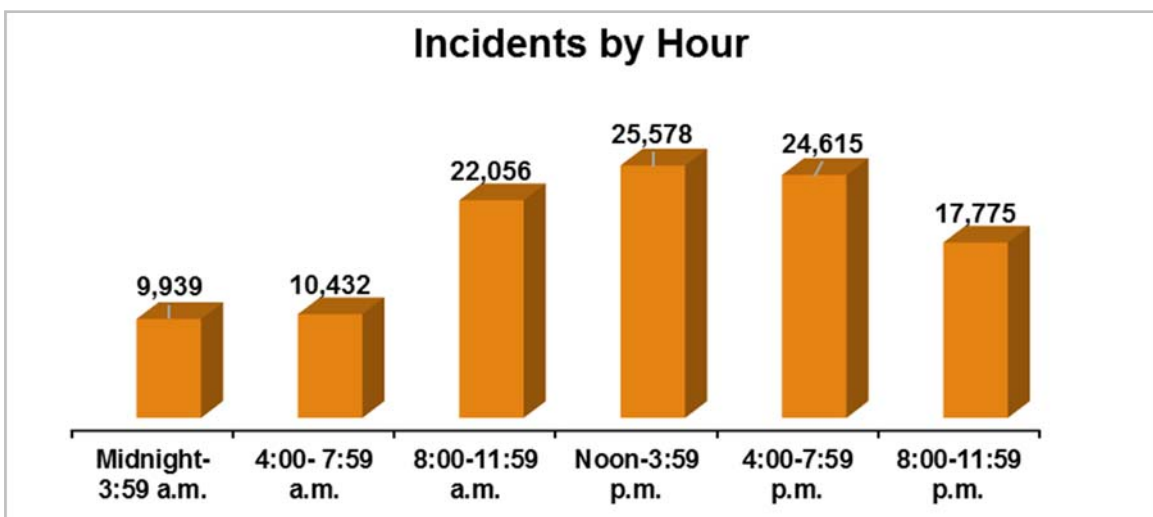
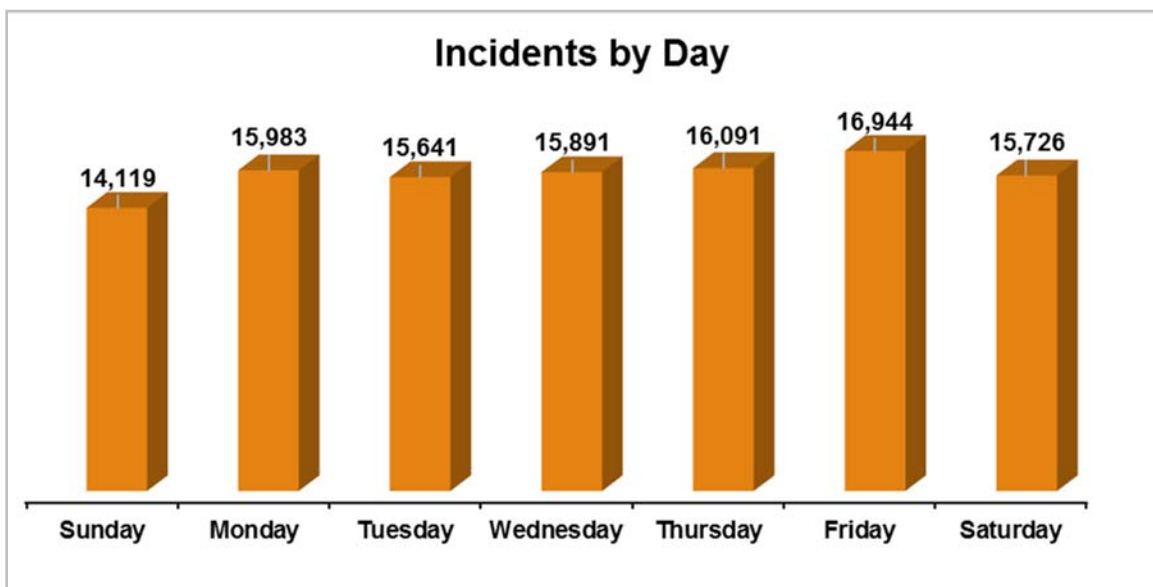
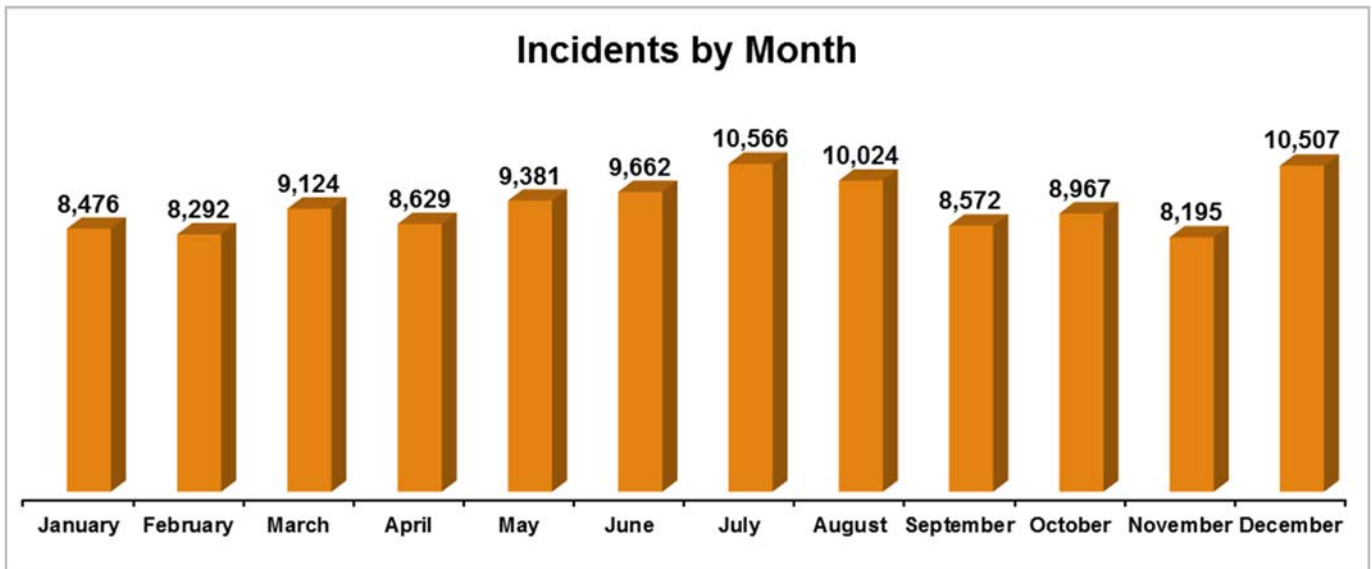
Incident Summary of Non-Fire Responses



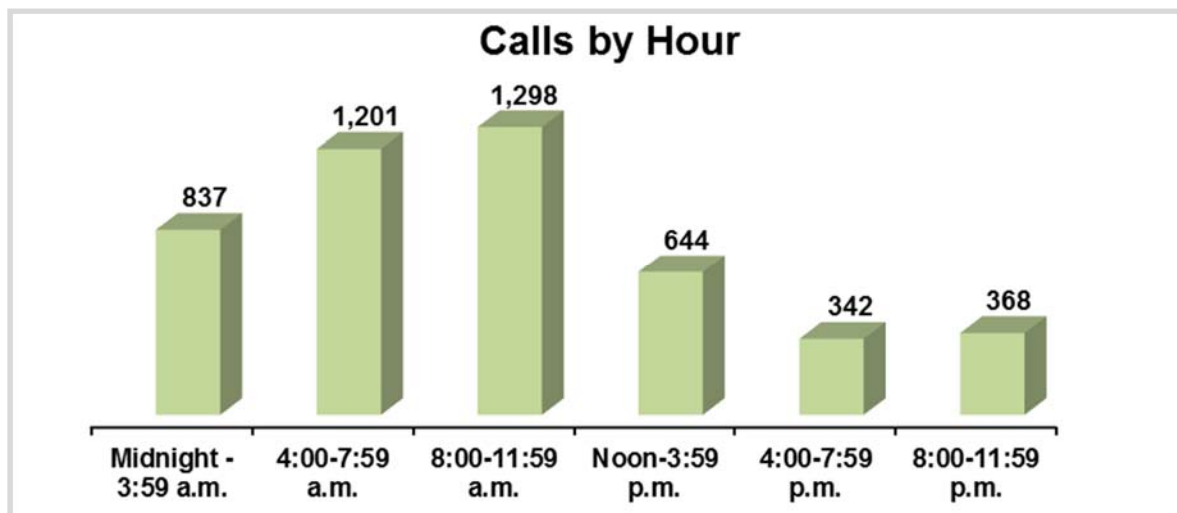
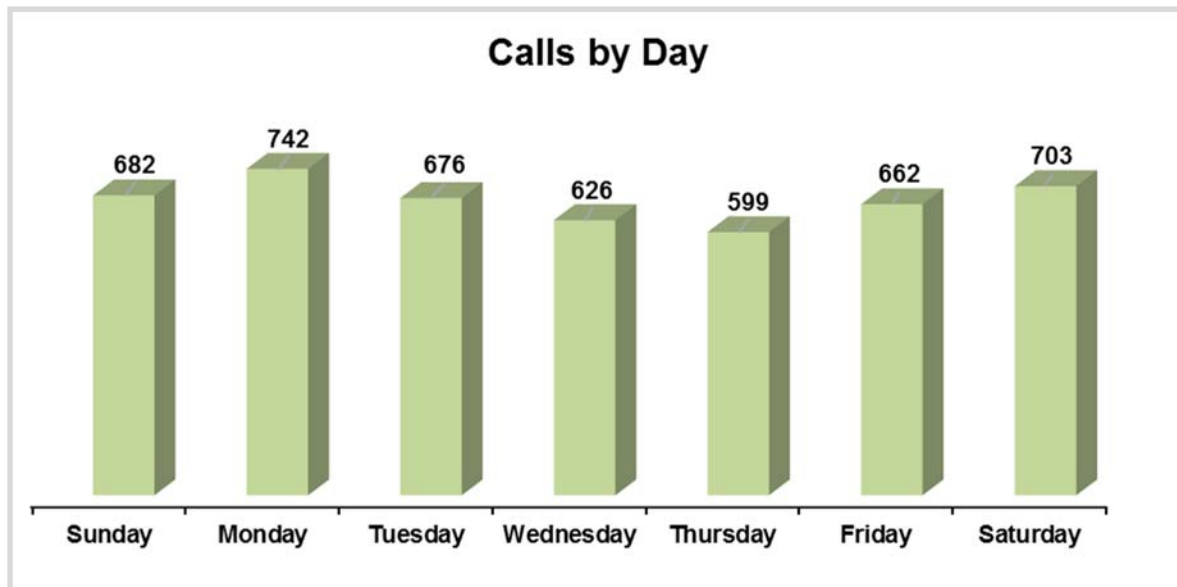
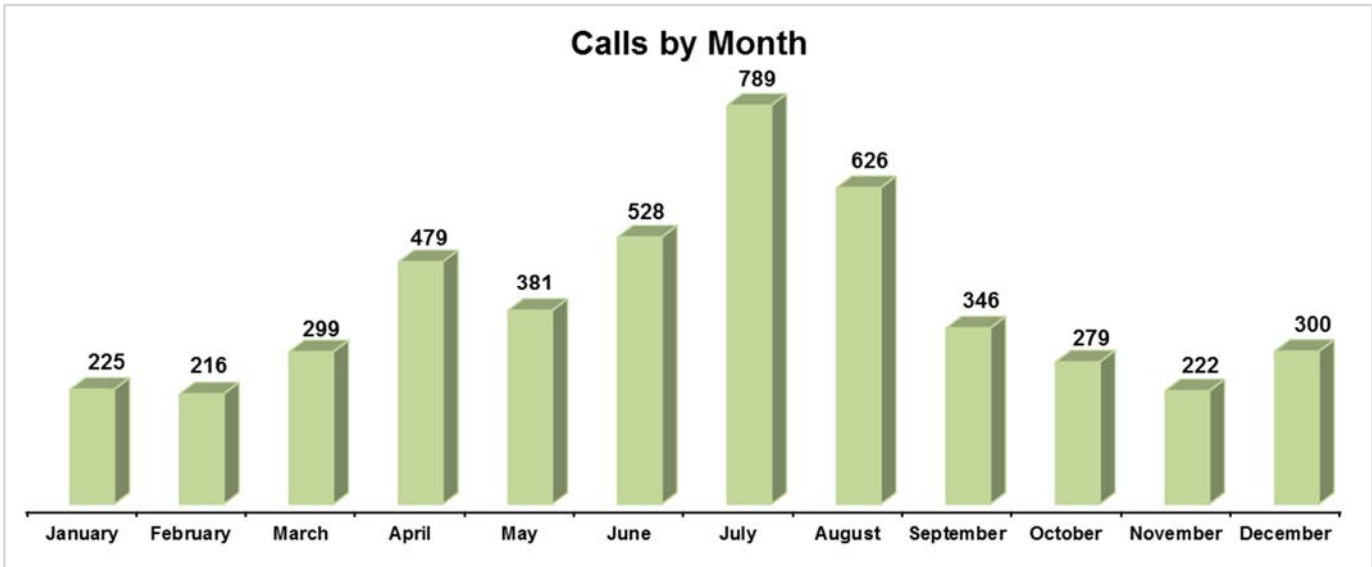
Response Type	Dollar Loss
EMS	\$500,850
Assisted	\$0
Service	\$12,300
False Calls	\$140,000
Hazard	\$333,250
Other	\$0
Explosion	\$20,000
Weather	\$350,000
Total	\$1,356,400

SUMMARY STATISTICS

Incident Responses



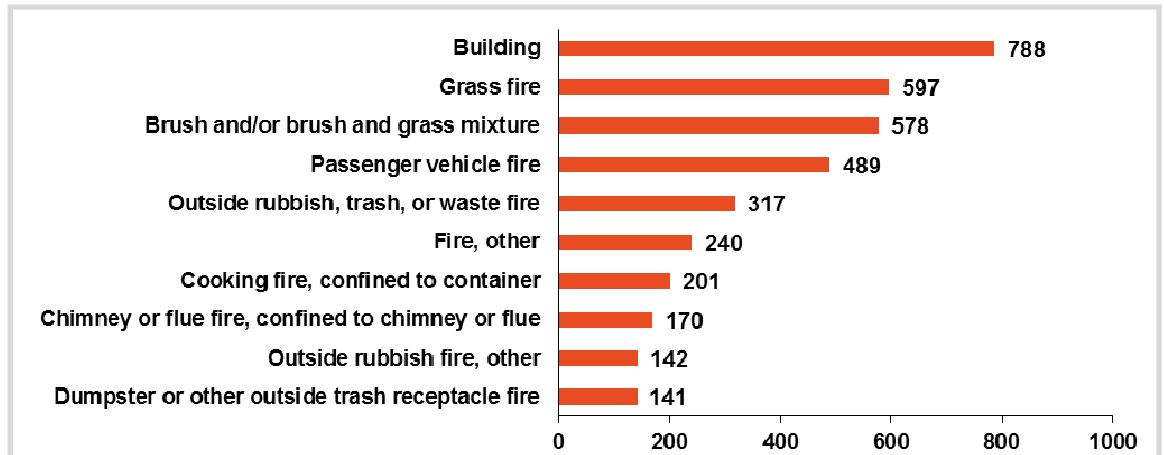
Fire Calls



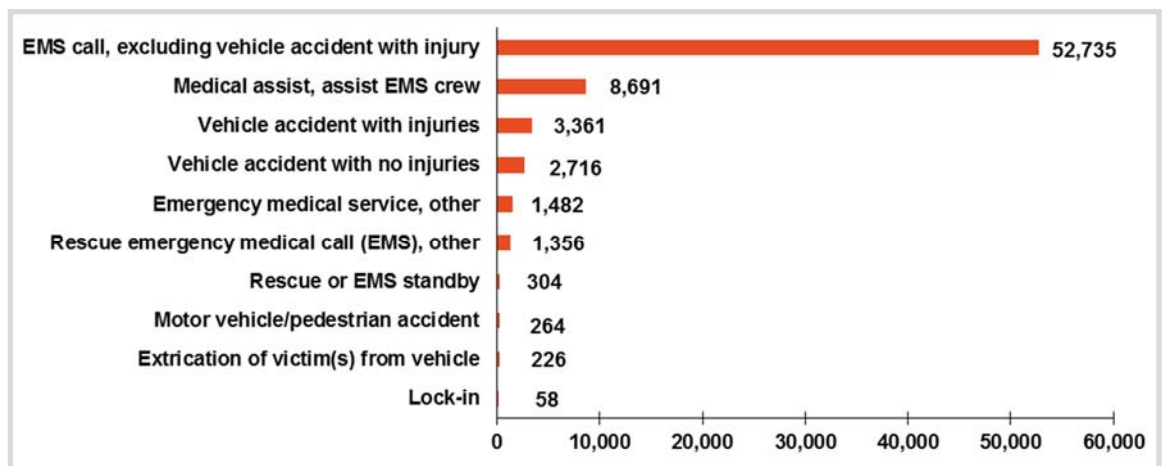
SUMMARY STATISTICS

Top 10 Incident Types by Incident Categories

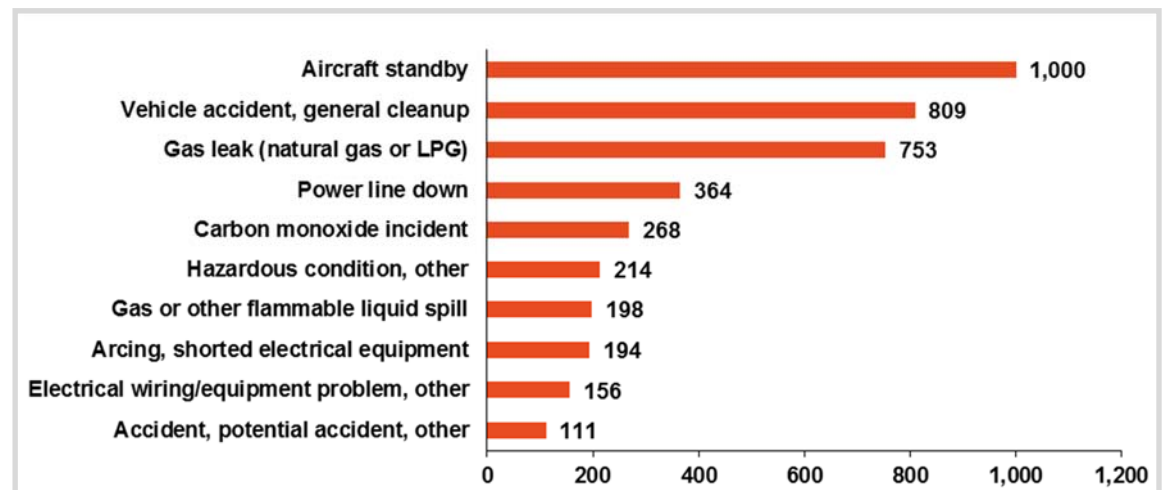
Fire



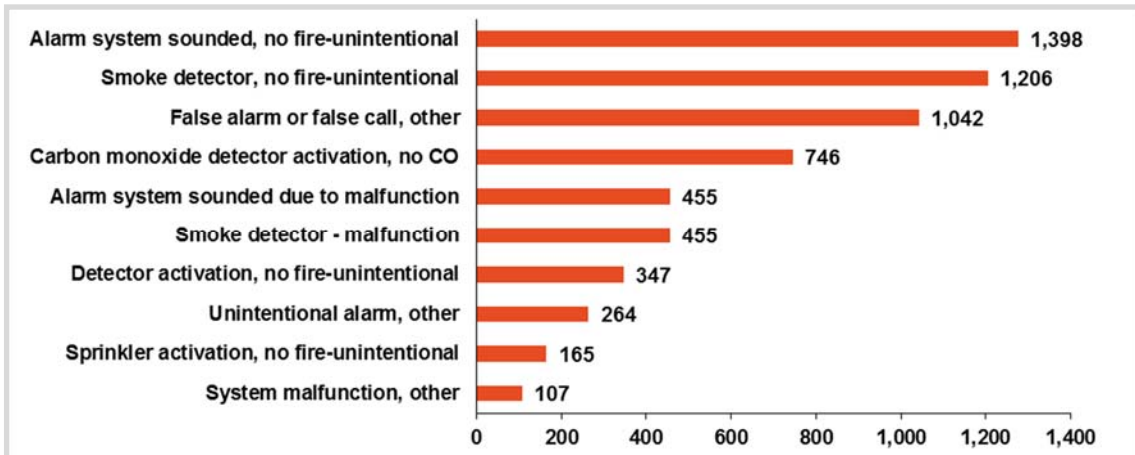
EMS



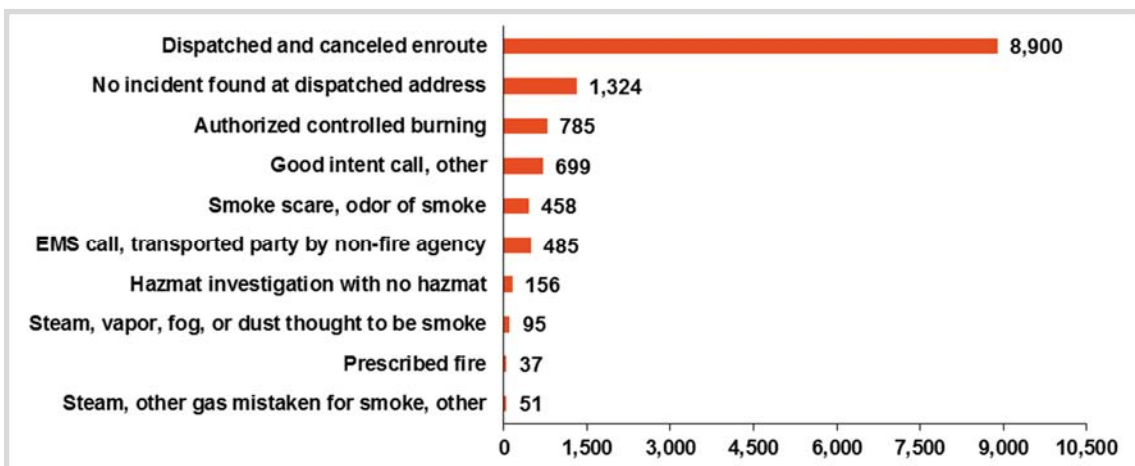
Hazardous Condition



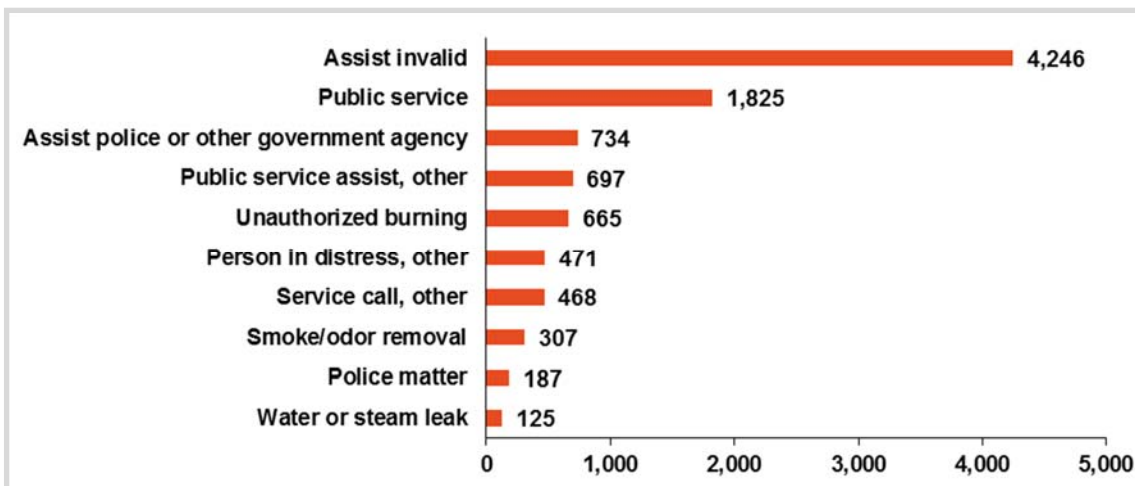
Top 10 Incident Types by Incident Categories (cont.)



False Alarm



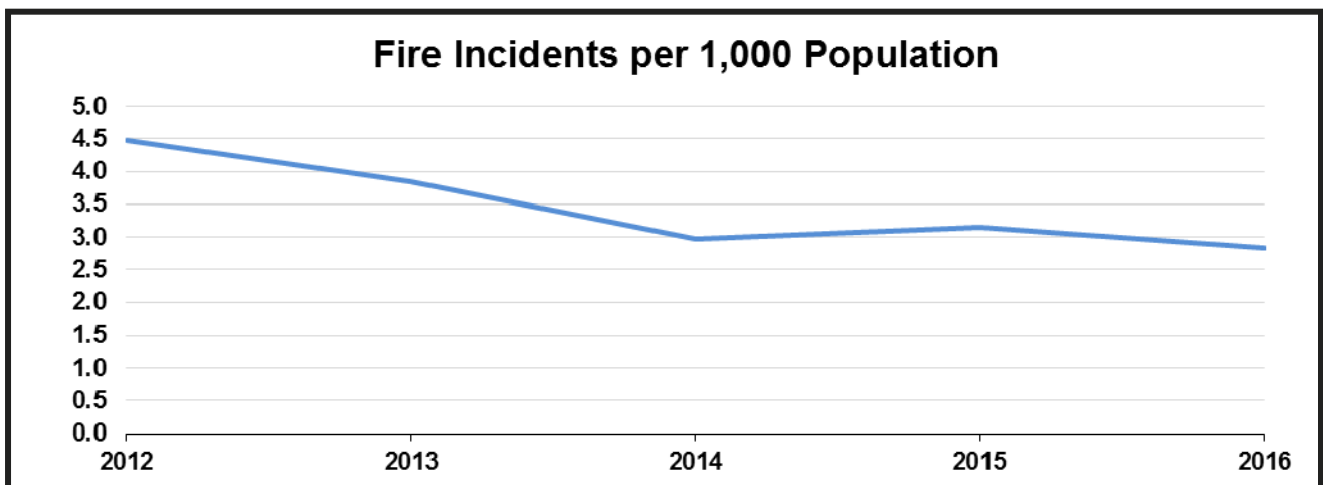
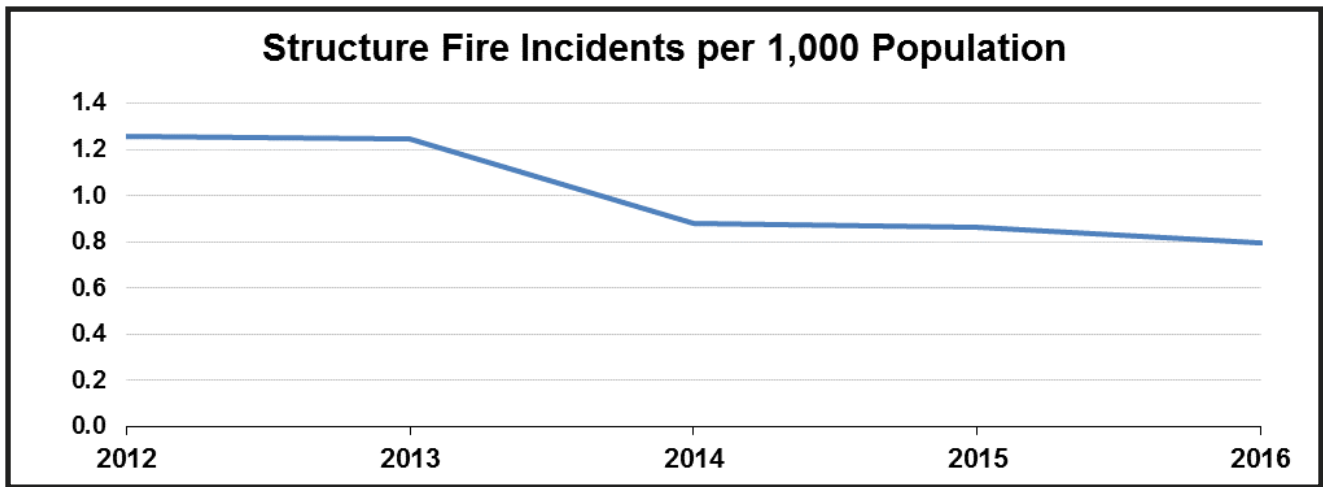
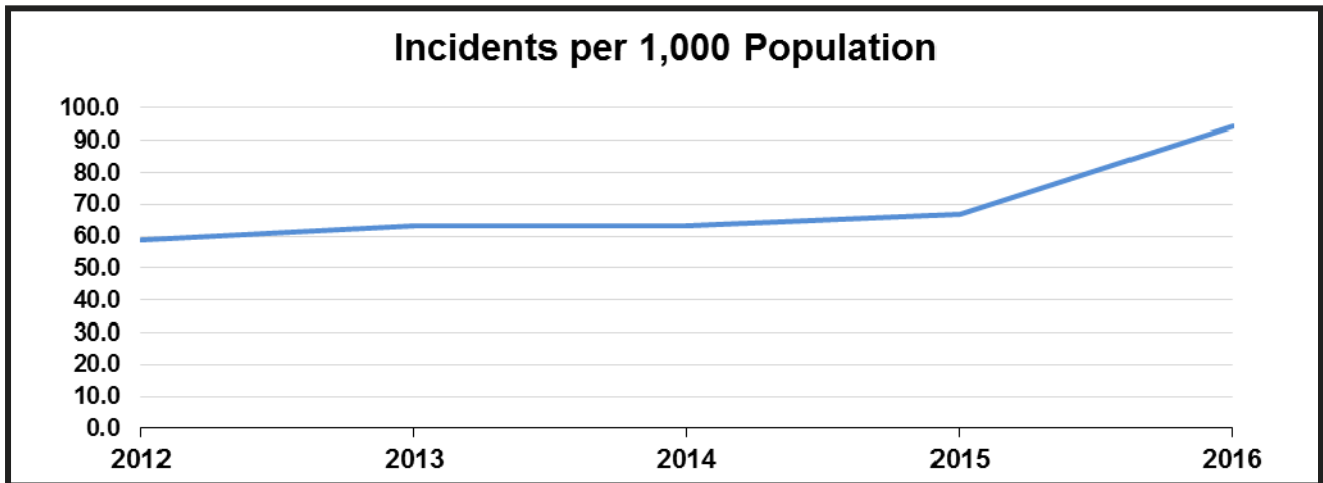
Good Intent



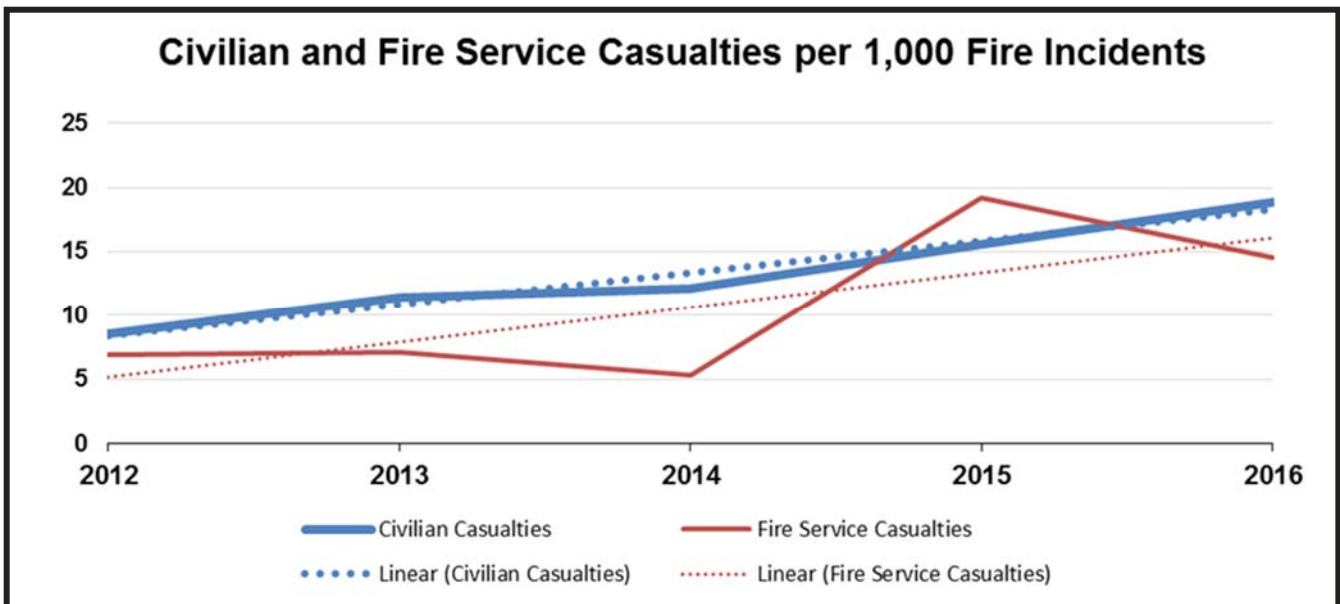
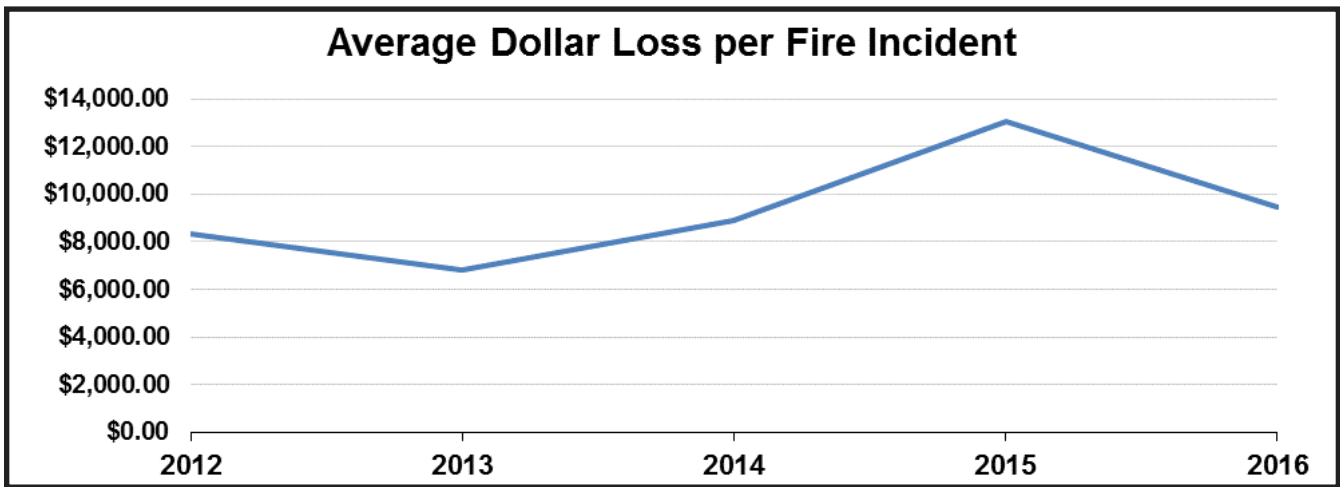
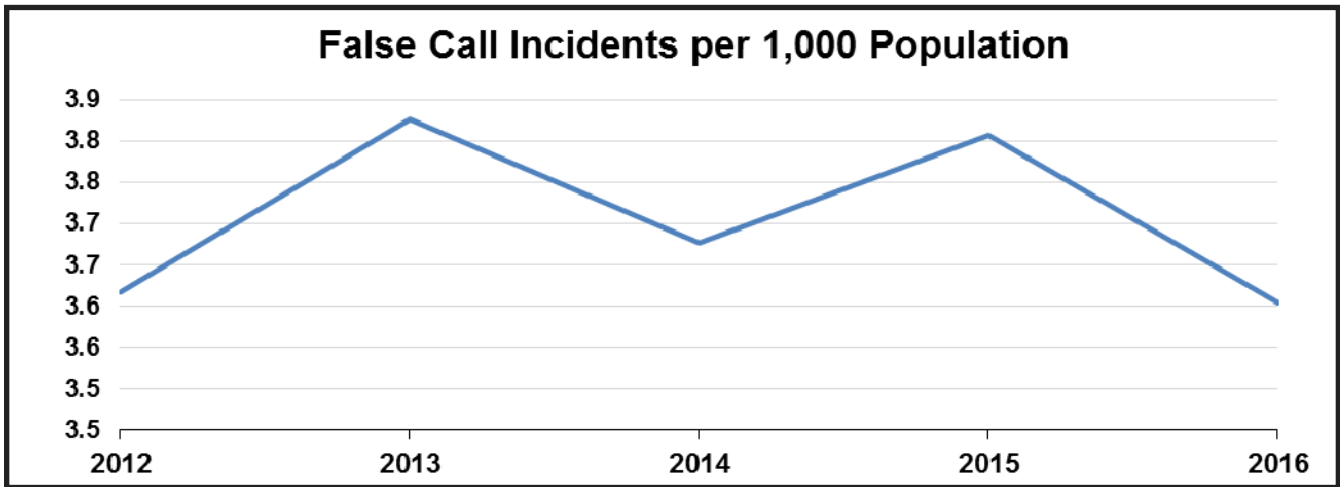
Service Call

SUMMARY STATISTICS

Five-Year Trends

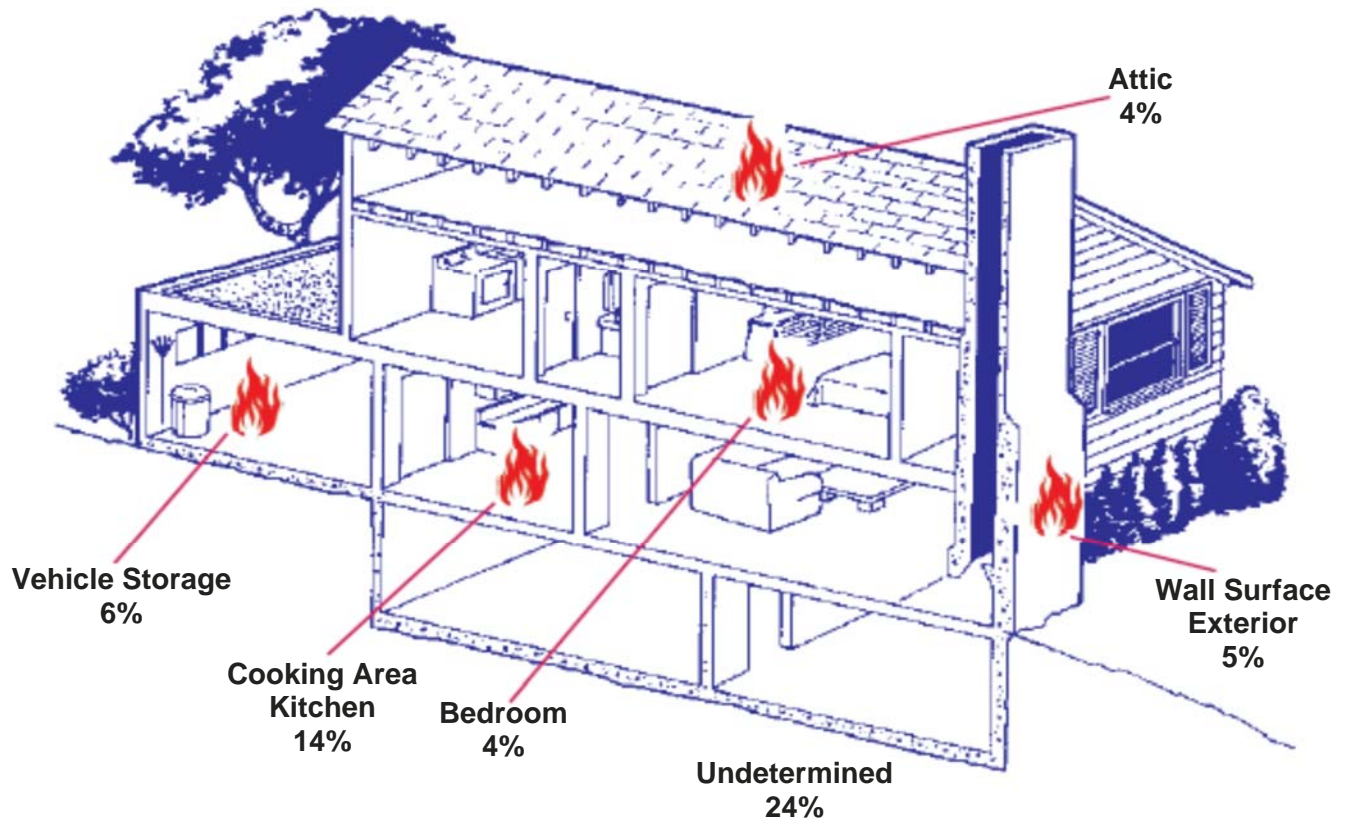


Five-Year Trends (cont.)



STRUCTURE FIRES

Most Frequent Residential Structure Fire Areas of Origin



Areas of Origin	Incident Count	Dollar Loss
Cooking area, kitchen	177	\$1,483,609
Bedroom-fewer than 5 persons	48	\$1,952,815
Vehicle storage area: garage, carport	77	\$2,771,450
Attic: vacant, crawl space above top story, cupola	54	\$1,274,400
Undetermined	312	\$5,620,144
Wall surface, exterior	67	\$1,084,750
Wall assembly	36	\$759,685
Exterior balcony, unenclosed porch	34	\$906,430
Common room, den, family room, lounge	31	\$1,255,075
Laundry area, wash house	45	\$502,552
Total of Most Frequent Residential	881	\$17,610,910

Structure Fire Loss

(\$500,000 or more)

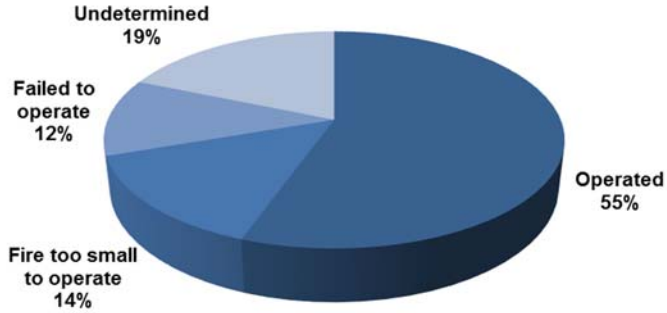
Estimated Dollar Losses	Date	Location	Responding Fire Department	Property Type	Cause of Fire
\$850,000	July 2016	Nampa	Nampa Fire Department	Residential	Undetermined
\$750,000	August 2016	Coeur d'Alene	Coeur d'Alene Fire Department	Commercial	Undetermined
\$600,000	December 2016	Boise	Boise Fire Department	Residential	Cigarette

Structure Fires by Type

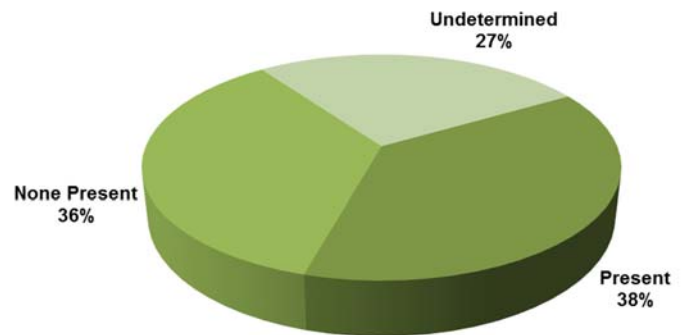
Type	Incident Count	Dollar Loss
Residential	970	\$19,270,585
Storage	127	\$4,458,388
Outside/special property	63	\$60,250
Business	49	\$4,445,000
Manufacturing	17	\$1,857,350
Assembly	30	\$676,325
Health care/jail	18	\$22,981
Industry/utility/defense	16	\$2,117,000
Educational	11	\$27,400
Other	3	\$0
None	4	\$0
Undetermined	0	\$0
Total Structure Fires	1,308	\$32,935,279

Smoke Detector Performance

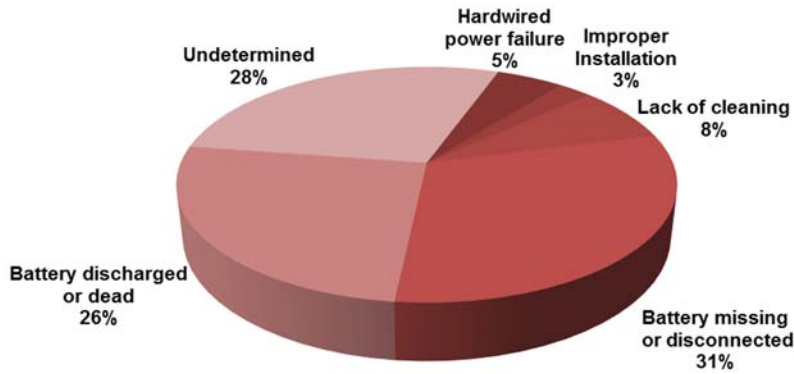
Detector Operation When Present



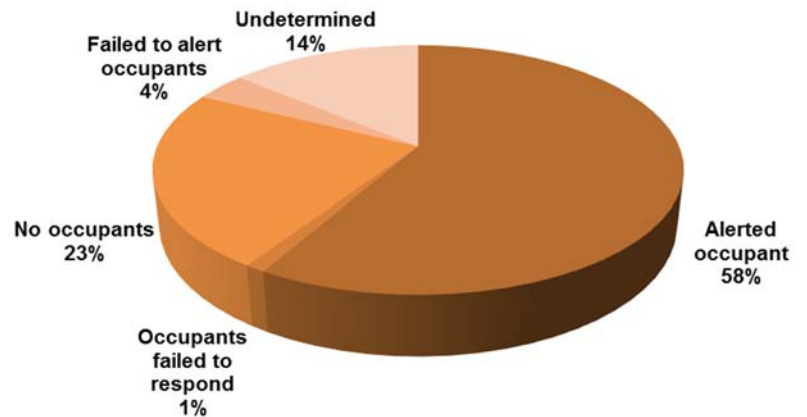
Detector Present



Detector Failure

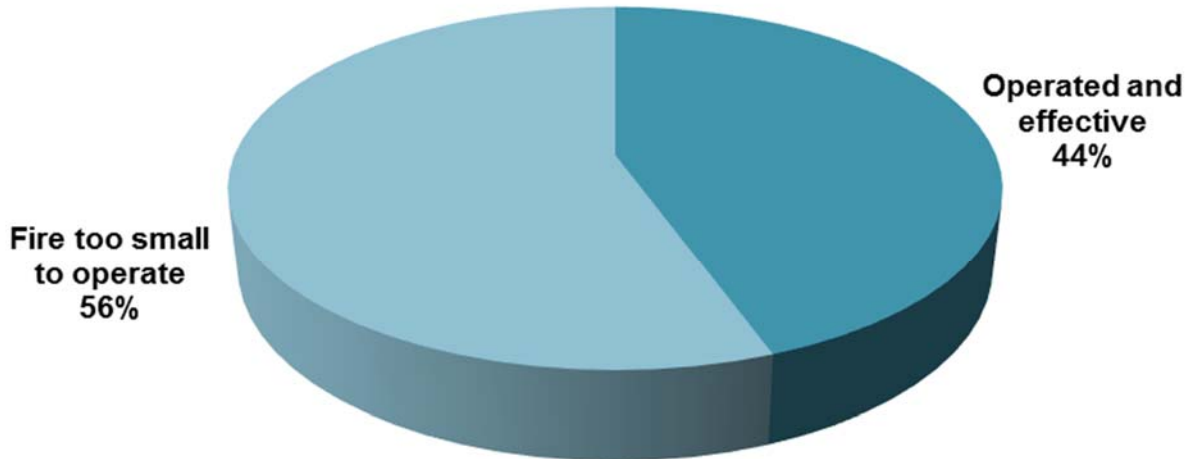


Detector Effectiveness When Present

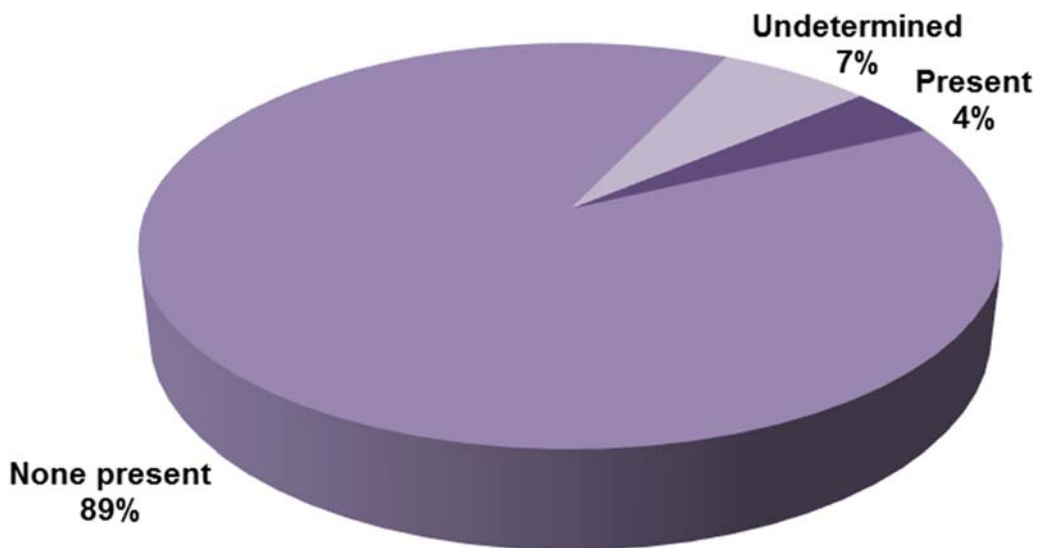


Automatic Extinguishing Systems (AES)

AES Operated

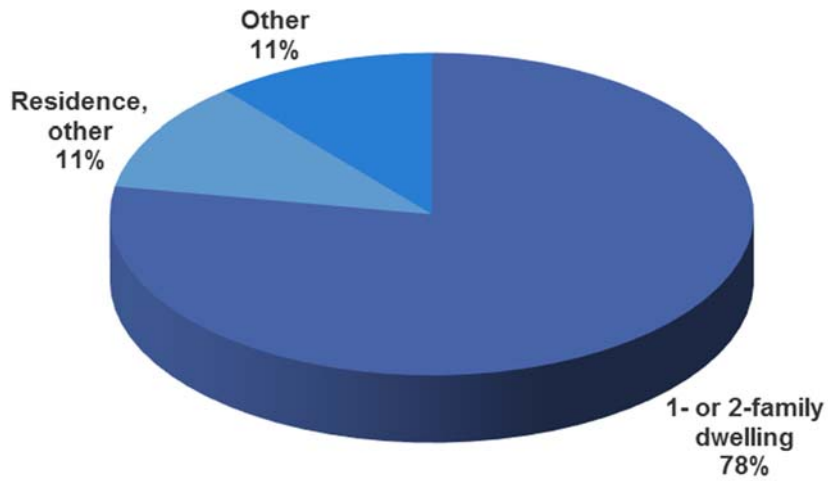


AES Present

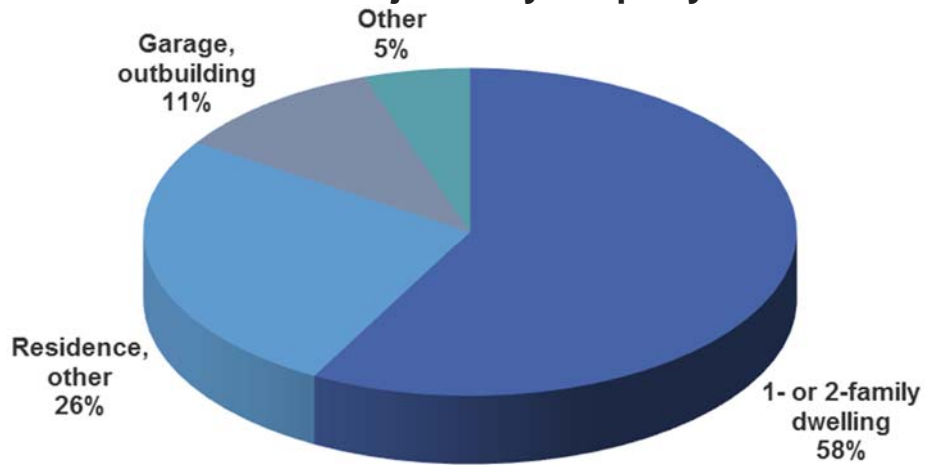


Civilian Fire Injuries and Fatalities

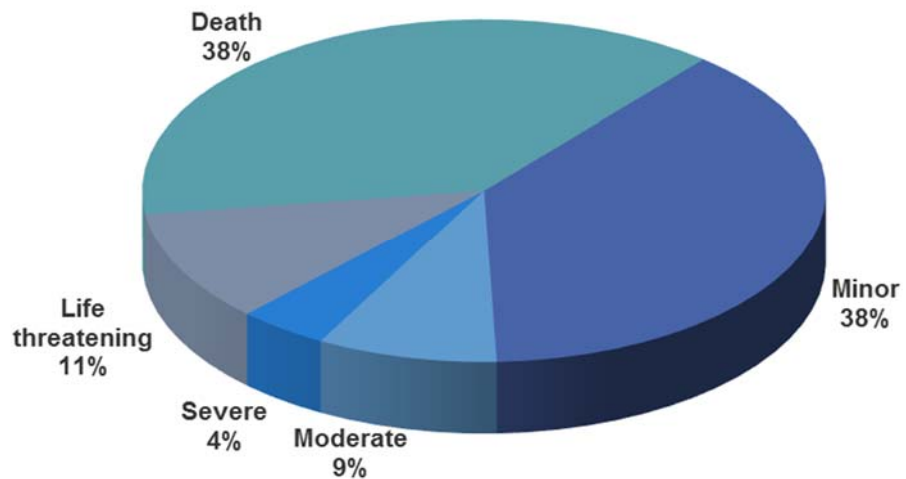
Civilian Fire Fatalities by Property Use



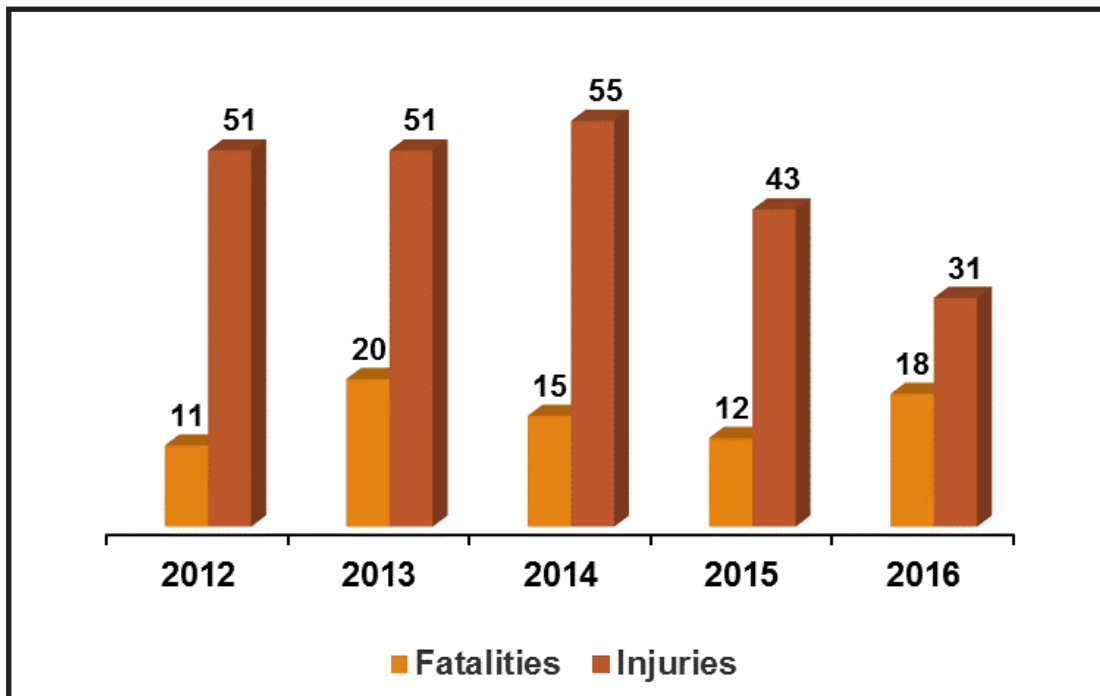
Civilian Fire Injuries by Property Use



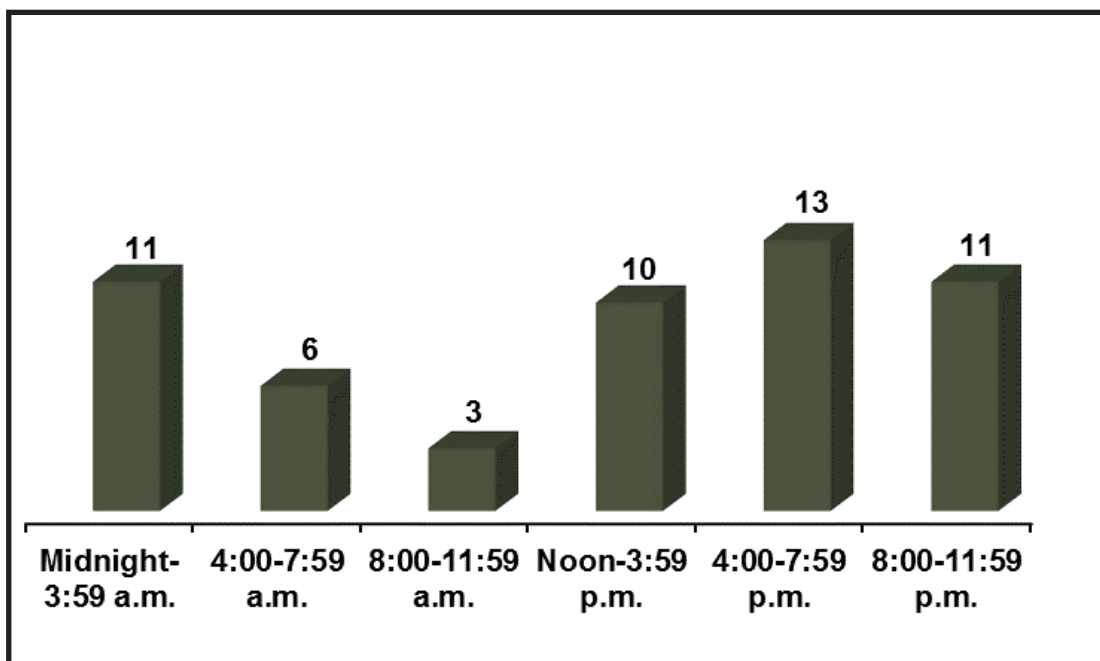
Civilian Fire Casualties by Severity



Civilian Casualties for Last Five Years



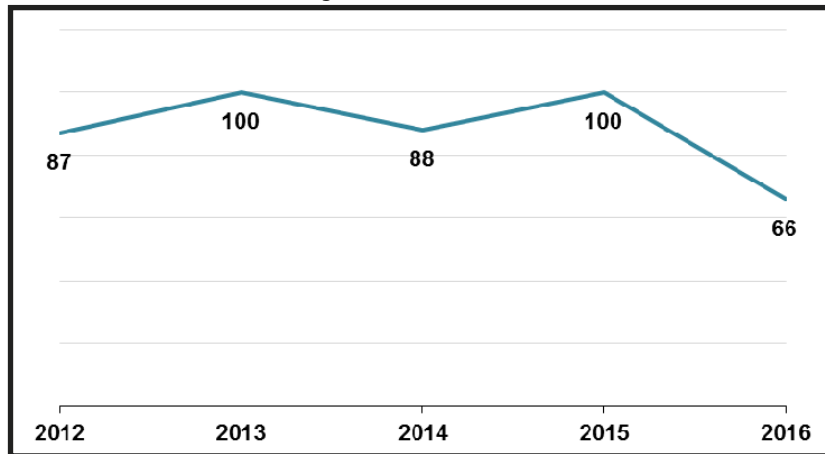
Civilian Fire Casualties by Hour



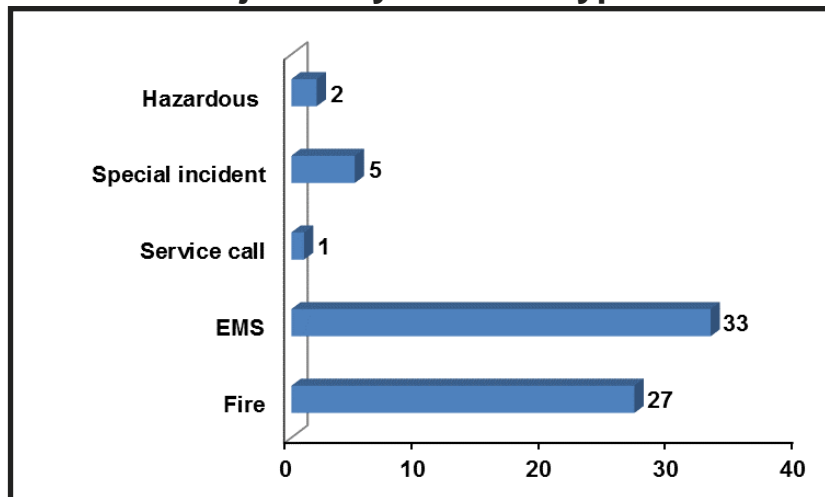
FIRE CASUALTIES

Fire Service Injuries

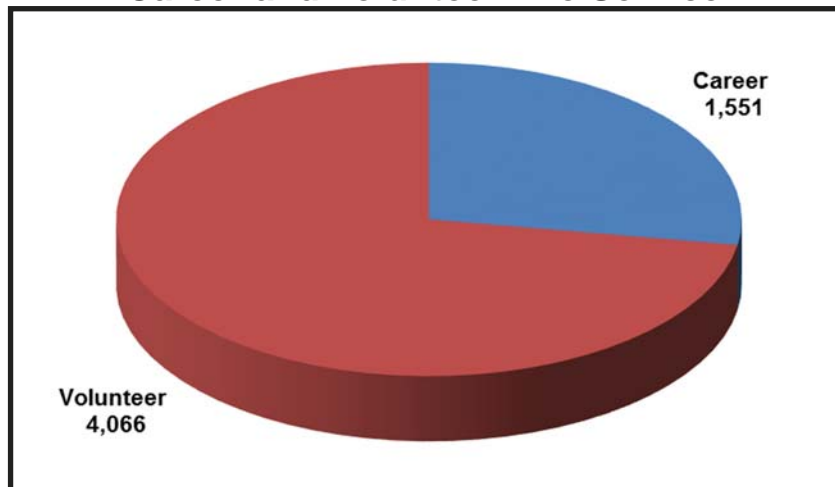
Fire Service Injuries for Last Five Years



Injuries by Incident Type



Career and Volunteer Fire Service



Comparison of 2016 and 2015 County Populations and Reported Incidents

(2016 populations as of July 1, 2016, estimated by Idaho Department of Labor)

County	2016 Population	2015 Population	Difference	Total 2016 Incidents Reported	Total 2015 Incidents Reported	Difference	2016 Fire Incidents Reported	2015 Fire Incidents Reported	Difference
Ada	444,028	434,211	9,817	31,699	30,605	1,094	1012	786	226
Adams	3,900	3,843	57	25	15	10	4	7	-3
Bannock	84,377	83,744	633	8,439	8,069	370	198	158	40
Bear Lake	5,945	5,922	23	59	25	34	24	9	15
Benewah	9,092	9,052	40	491	530	-39	49	65	-16
Bingham	45,201	44,990	211	672	635	37	278	210	68
Blaine	21,791	21,592	199	2,497	2,160	337	106	71	35
Boise	7,124	7,058	66	380	260	120	48	24	24
Bonner	42,536	41,859	677	3,551	3,792	-241	155	190	-35
Bonneville	112,232	110,089	2,143	3,657	4,305	-648	182	305	-123
Boundary	11,681	11,318	363	510	352	158	91	55	36
Butte	2,501	2,501	0	24	21	3	12	10	2
Camas	1,072	1,066	6	5	3	2	2	0	2
Canyon	211,698	207,478	4,220	15,858	15,977	-119	661	553	108
Caribou	6,887	6,770	117	61	38	23	35	22	13
Cassia	23,504	23,506	-2	907	854	53	111	84	27
Clark	860	880	-20	0	0	0	0	0	0
Clearwater	8,497	8,496	1	107	52	55	18	21	-3
Custer	4,096	4,087	9	58	56	2	23	24	-1
Elmore	26,018	25,876	142	275	270	5	82	86	-4
Franklin	13,406	13,074	332	136	151	-15	43	35	8
Fremont	12,943	12,819	124	100	110	-10	51	54	-3
Gem	17,184	16,852	332	379	301	78	120	103	17
Gooding	15,185	15,284	-99	842	753	89	142	108	34
Idaho	16,156	16,272	-116	105	126	-21	64	77	-13
Jefferson	27,839	27,157	682	200	195	5	117	107	10
Jerome	22,994	22,814	180	1,391	1,400	-9	164	145	19
Kootenai	154,311	150,346	3,965	19,874	19,262	612	564	532	32
Latah	39,196	38,778	418	2,474	1,989	485	112	125	-13
Lemhi	7,723	7,735	-12	45	36	9	16	7	9
Lewis	3,853	3,789	64	474	194	280	35	152	-117
Lincoln	5,271	5,297	-26	0	0	0	0	0	0
Madison	39,048	38,273	775	742	614	128	83	81	2
Minidoka	20,616	20,461	155	1,135	1,117	18	147	117	30
Nez Perce	40,369	40,048	321	7,189	7,019	170	113	126	-13
Oneida	4,343	4,281	62	35	-	35	30	0	30
Owyhee	11,389	11,310	79	265	267	-2	121	124	-3
Payette	23,026	22,896	130	1,322	1,144	178	134	105	29
Power	7,654	7,648	6	77	54	23	33	18	15
Shoshone	12,452	12,432	20	1,611	1,415	196	72	77	-5
Teton	10,960	10,564	396	489	336	153	37	30	7
Twin Falls	83,514	82,375	1,139	4,054	4,283	-229	266	312	-46
Valley	10,496	10,103	393	1,784	1,727	57	68	67	1
Washington	10,172	9,984	188	179	76	103	61	22	39
TOTALS	1,683,140	1,654,930	28,210	114,177	110,588	3,589	5,684	5,204	480

FIRE DEPARTMENTS	POPULATION PROTECTED	CAREER FF	VOLUNTEER FF	FUNDING	FIRE	EXPOSURES	EMS	FALSE CALLS	MUTUAL AID GIVEN	OTHER INCIDENTS	TOTALS	\$ FIRE LOSS	FIRE SVC FATALITY	FIRE SVC INJURY	FIRE SVC FATALITY	CIVILIAN FATALITY	CIVILIAN INJURY	
																		TOTALS
ADA COUNTY																		
BOISE FIRE DEPARTMENT	220,000	246	0	0	496	0	13,153	1,365	629	6,053	21,686	\$2,755,467	0	2	2	11		
EAGLE FIRE PROTECTION DISTRICT	25,000	43	20	Tax Base	60	0	944	85	278	374	1,741	\$287,450.00	0	0	0	0		
IDAHO DEPT OF CORRECTIONS FIRE DEPARTMENT	6,000	20	0	Tax Base	4	0	0	0	0	3	7	\$5,030	0	0	0	0		
KUNA RURAL FIRE DISTRICT	25,000	12	0	Tax Base	73	0	1,114	60	68	348	1,663	\$132,010	0	0	1	0		
MERIDIAN FIRE DEPARTMENT	102,000	65	0	Tax Base	147	1	3,464	390	404	1,711	6,117	\$1,732,885	0	0	0	1		
STAR JOINT FIRE PROTECTION DISTRICT	10,700	13	0	Tax Base	26	0	252	26	22	149	475	\$16,350	0	0	0	0		
TOTALS	388,700	399	20		806	1	18,927	1,926	1,401	8,638	31,689	\$4,929,192	0	2	3	12		
ADAMS COUNTY																		
BEAR FIRE DISTRICT	37	0	0	12 Grants	0	0	0	0	0	0	0	\$0	0	0	0	0		
COUNCIL VALLEY VOLUNTEER FIRE DEPARTMENT	1,000	0	25	Tax Base	0	0	0	0	0	0	0	\$0	0	0	0	0		
CUPRUM VOLUNTEER FIRE DEPARTMENT	12	0	0	4 Subscription Dues	0	0	0	0	0	0	0	\$0	0	0	0	0		
INDIAN VALLEY RURAL FIRE DEPARTMENT	800	0	23	Tax Base	2	0	3	0	17	3	25	\$0	0	0	0	0		
MEADOWS VALLEY FIRE PROTECTION DISTRICT	1,000	0	0	12 Tax Base	0	0	0	0	0	0	0	\$0	0	0	0	0		
TOTALS	2,849	0	76		2	0	3	0	17	3	25	\$0	0	0	0	0		
BANNOCK COUNTY																		
ARIMO FIRE DEPARTMENT	314	0	0	8 Tax Base	0	0	0	0	0	0	0	\$0	0	0	0	0		
CHUBBUCK FIRE DEPARTMENT	25,000	10	20	Tax Base	61	0	858	82	36	187	1,224	\$8,000	0	0	0	1		
DOWNEY VOLUNTEER FIRE DISTRICT	1,500	0	0	12 Tax Base	0	0	0	0	0	0	0	\$0	0	0	0	0		
INKOMI FIRE DEPARTMENT	2,500	0	18	Tax Base	2	0	0	1	3	1	7	\$200	0	0	0	0		
LAVA HOT SPRINGS VOLUNTEER FIRE DEPARTMENT	1,900	0	18	Tax Base	7	0	0	1	5	13	26	\$125,300	0	0	0	0		
MCCAMMON FIRE DEPARTMENT	2,000	0	17	Tax Base	0	0	0	0	0	0	0	\$0	0	0	0	0		
POCATELLO FIRE DEPARTMENT	56,800	80	0	0 Tax Base	95	0	5,998	284	6	799	7,182	\$896,945	0	3	1	2		
POCATELLO VALLEY FIRE DEPARTMENT	8,500	0	30	Private	0	0	0	0	0	0	0	\$0	0	0	0	0		
TOTALS	98,514	90	123		165	0	6,856	368	50	1,000	8,439	\$1,030,445	0	3	1	3		
BEAR LAKE COUNTY																		
BEAR LAKE VOLUNTEER FIRE PROTECTION DISTRICT	2,300	0	0	0 Tax Base	13	1	5	0	4	11	34	\$0	0	0	0	1		
MONTPELIER FIRE DEPARTMENT	2,650	0	21	Tax Base	7	0	4	2	0	12	25	\$72,550	0	0	0	0		
TOTALS	4,950	0	21		20	1	9	2	4	23	59	\$72,550	0	0	0	1		
BENEWAH COUNTY																		
EMIDA FIRE PROTECTION DISTRICT	400	0	12	Tax Base	3	0	0	0	3	3	9	\$0	0	0	0	0		
FERNWOOD RURAL FIRE PROTECTION DISTRICT	1,500	0	15	Tax Base	1	0	0	0	1	0	2	\$10,000	0	0	0	0		
GATEWAY FIRE PROTECTION DISTRICT	2,500	1	12	Tax Base	11	0	317	5	13	20	366	\$0	0	0	0	0		
ST. MARIES FIRE PROTECTION DISTRICT	4,000	2	35	Tax Base	19	0	36	3	3	53	114	\$233,535	0	0	0	0		
TENSED RURAL FIRE DISTRICT	350	0	16	Tax Base	0	0	0	0	0	0	0	\$0	0	0	0	0		
TOTALS	8,750	3	90		34	0	353	8	20	76	491	\$243,535	0	0	0	0		
BINGHAM COUNTY																		
ABERDEEN/SPRINGFIELD FIRE DISTRICT	2,000	0	25	Tax Base	9	0	0	2	2	1	14	\$0	0	0	0	0		
ATOMIC CITY FIRE DEPARTMENT	400	0	11	Grants	0	0	0	0	0	0	0	\$0	0	0	0	0		
BLACKFOOT FIRE DEPARTMENT	35,000	29	10	Tax Base	120	2	5	68	15	164	374	\$1,296,400	0	0	2	0		
FIRTH FIRE DISTRICT	5,000	0	20	Tax Base	0	0	0	0	0	0	0	\$0	0	0	0	0		
FORT HALL FIRE & EMS DISTRICT	6,500	20	4	Tribal Funds	95	0	6	22	5	64	192	\$32,000	0	0	0	0		
SHELLEY RURAL FIRE DISTRICT	8,000	0	20	Tax Base	36	0	34	5	2	15	92	\$35,500	0	0	0	0		
TOTALS	56,900	49	90		260	2	45	97	24	244	672	\$1,363,900	0	0	2	0		

FIRE DEPARTMENTS	POPULATION PROTECTED	CAREER FF	VOLUNTEER FF	FUNDING	FIRE	EXPOSURES	EMS	FALSE CALLS	MUTUAL AID GIVEN	OTHER INCIDENTS	TOTALS			\$ FIRE LOSS	FIRE SVC INJURY	FIRE SVC FATALITY	CIVILIAN FATALITY	CIVILIAN INJURY
											27	16	27					
BLAINE COUNTY																		
BELLEVUE FIRE DEPARTMENT	2,400	0	17	Tax Base	8	0	0	13	0	16	27	64	\$9,000	0	0	0	0	0
CAREY RURAL FIRE PROTECTION DISTRICT	1,475	0	19	Tax Base	6	0	15	0	2	12	36	\$1,500	0	0	0	0	0	0
HAILEY FIRE DEPARTMENT	10,000	3	31	Tax Base	25	0	321	63	22	88	517	\$110,150	0	0	1	0	0	0
KETCHUM FIRE DEPARTMENT	5,000	9	37	Tax Base	16	0	540	121	44	203	924	\$350,110	0	0	0	0	0	0
SMILEY CREEK RURAL FIRE PROTECTION DISTRICT	120	0	14	Tax Base	0	0	0	0	0	0	0	\$0	0	0	0	0	0	0
SUN VALLEY FIRE DEPARTMENT	15,000	0	22	Tax Base	3	0	44	13	8	12	80	\$1,200	0	0	0	0	0	0
WOOD RIVER FIRE & RESCUE	5,000	11	28	Tax Base	17	0	706	15	35	104	877	\$46,700	0	0	0	0	0	0
TOTALS	38,995	23	168		75	0	1,626	225	127	444	2,497	\$518,660	0	0	1	0	0	0
BOISE COUNTY																		
CENTERVILLE VOLUNTEER FIRE DEPARTMENT	500	0	9	Subscription Dues	3	0	13	0	2	2	20	\$0	0	0	0	0	0	0
CLEAR CREEK VOLUNTEER FIRE DEPARTMENT	520	0	20	Donations	6	1	2	0	9	1	19	\$0	0	0	0	0	0	0
GARDEN VALLEY FIRE PROTECTION DISTRICT	3,800	2	28	Tax Base	17	0	196	4	15	45	277	\$183,282	0	0	0	0	0	0
HORSESHOE BEND FIRE DISTRICT	1,750	0	18	Tax Base	0	0	0	0	0	0	0	\$0	0	0	0	0	0	0
IDAHO CITY VOLUNTEER FIRE DEPARTMENT	2,000	0	12	Tax Base	1	0	7	1	0	15	24	\$300,000	0	0	0	0	0	0
LOWMAN VOLUNTEER FIRE DISTRICT, INC	300	0	12	Subscription Dues	2	0	0	0	0	0	2	\$280,000	0	0	0	0	0	0
PLACERVILLE FIRE PROTECTION DISTRICT	800	0	18	Tax Base	1	0	2	0	1	4	8	\$0	0	0	0	0	0	0
ROBIE CREEK VOLUNTEER FIRE DEPARTMENT	450	0	9	Subscription Dues	3	0	3	0	7	2	15	\$0	0	0	0	0	0	0
VALLEY OF THE PINES VOLUNTEER FIRE DEPARTMENT	850	0	12	Subscription Dues	0	0	1	0	15	0	16	\$0	0	0	0	0	0	0
WILDERNESS RANCH FIRE PROTECTION DISTRICT	2,100	1	31	Tax Base	0	0	0	0	0	0	0	\$0	0	0	0	0	0	0
TOTALS	12,670	3	169		33	1	224	5	49	69	381	\$743,282	0	0	0	0	0	0
BONNER COUNTY																		
CLARK FORK FIRE & RESCUE	2,500	0	12	Tax Base	6	0	16	0	5	17	44	\$140,000	0	0	0	0	0	0
COOLIN-CAVANAUGH BAY FIRE PROTECTION DISTRICT	400	0	35	Tax Base	2	0	4	0	0	11	17	\$0	0	0	0	0	0	0
NORTH OF THE NARROWS FIRE DISTRICT	900	3	40	Tax Base	3	0	1	0	2	0	6	\$0	0	0	0	0	0	0
NORTHSIDE FIRE DISTRICT	10,000	3	25	Tax Base	24	0	373	17	17	226	657	\$471,100	0	0	0	0	0	0
SAGLE FIRE DISTRICT	8,500	9	33	Tax Base	21	0	358	24	32	257	692	\$12,703	0	0	0	0	0	0
SAM OWEN FIRE DISTRICT	921	0	21	Tax Base	7	0	8	1	6	14	36	\$411,885	0	0	2	0	0	0
SANDPOINT FIRE DEPARTMENT	7,500	8	20	Tax Base	32	0	900	64	47	301	1,344	\$117,120	0	0	0	0	0	0
SCHWEITZER FIRE DISTRICT	4,000	2	10	Tax Base	5	0	61	4	2	3	75	\$57,000	0	0	0	0	0	0
UPPER PACK RIVER VOLUNTEER FIRE DEPARTMENT	0	0	0	Tax Base	0	0	0	0	0	0	0	\$0	0	0	0	0	0	0
WEST PEND OREILLE FIRE DISTRICT	6,000	0	45	Tax Base	24	0	212	24	6	241	507	\$381,300	0	0	0	0	0	0
WEST PRIEST LAKE FIRE DISTRICT	700	0	25	Tax Base	1	0	4	3	12	13	33	\$0	0	0	0	0	0	0
WESTSIDE FIRE PROTECTION DISTRICT	2,300	2	14	Tax Base	5	0	81	2	4	48	140	\$0	0	0	0	0	0	0
TOTALS	43,721	27	280		130	0	2,018	139	133	1,131	3,551	\$1,591,108	0	0	2	0	0	0
BONNEVILLE COUNTY																		
AMMON FIRE DEPARTMENT	15,000	5	30	Tax Base	18	0	0	29	0	110	157	\$76,800	0	0	0	0	0	0
GREATER SWAN VALLEY FIRE PROTECTION DISTRICT 2	2,500	1	10	Tax Base	16	0	9	2	5	11	43	\$0	0	1	0	0	0	0
IDAHO FALLS FIRE DEPARTMENT	100,000	107	0	Tax Base	138	0	2,454	272	116	477	3,457	\$823,202	0	0	0	0	0	0
UCON FIRE DEPARTMENT	1,200	0	18	Tax Base	0	0	0	0	0	0	0	\$0	0	0	0	0	0	0
TOTALS	118,700	113	58		172	0	2,463	303	121	598	3,657	\$900,002	0	1	0	0	0	0
BOUNDARY COUNTY																		
BONNERS FERRY FIRE DEPARTMENT	2,500	1	24	Tax Base	9	0	4	16	16	12	57	\$0	0	0	0	0	0	0
CURLEY CREEK VOLUNTEER FIRE DEPARTMENT	300	0	15	Subscription Dues	13	1	4	0	1	47	69	\$96,000	0	0	0	0	0	0
HALL MOUNTAIN VOLUNTEER FIRE ASSOCIATION, INC	1,800	0	18	Subscription Dues	8	0	20	1	7	5	41	\$0	0	0	0	0	0	0
MOYIE SPRINGS FIRE DEPARTMENT	680	0	9	Tax Base	0	0	0	0	0	0	0	\$0	0	0	0	0	0	0
NORTH BENCH FIRE DEPARTMENT	2,000	0	16	Subscription Dues	12	0	84	2	11	22	131	\$186,000	0	0	0	0	0	0
PARADISE VALLEY FIRE DISTRICT	2,800	0	12	Tax Base	19	0	9	0	47	9	84	\$604	0	1	0	0	0	0
SOUTH BOUNDARY FIRE PROTECTION DISTRICT	2,700	1	24	Tax Base	7	0	88	3	21	12	131	\$0	0	0	0	0	0	0
TOTALS	12,380	2	118		68	1	209	22	103	107	510	\$282,604	0	1	1	0	0	0

FIRE DEPARTMENTS	POPULATION PROTECTED	CAREER FF	VOLUNTEER FF	FUNDING	FIRE	EXPOSURES	EMS	FALSE CALLS	MUTUAL AID GIVEN	OTHER INCIDENTS	TOTALS	FIRE SVC FATALITY	FIRE SVC INJURY	CIVILIAN FATALITY	CIVILIAN INJURY	FIRE LOSS
BUTTE COUNTY																
ARCO FIRE DEPARTMENT	1,500	0	10	Tax Base	9	0	7	1	3	3	23	\$263,010	0	0	0	0
INL FIRE DEPARTMENT	85	0	0	Federal	0	0	0	0	0	0	0	\$0	0	0	0	0
LOST RIVER FIRE PROTECTION DISTRICT	2,000	0	12	Tax Base	0	0	0	1	0	1	1	\$0	0	0	0	0
TOTALS	3,500	85	22		9	0	7	1	4	3	24	\$263,010	0	0	0	0
CAMAS COUNTY																
CITY OF FAIRFIELD FIRE DEPARTMENT	1,013	0	15	Tax Base	0	0	0	0	0	0	0	\$0	0	0	0	0
WEST MAGIC FIRE DISTRICT	120	0	5	Tax Base	2	0	2	0	1	0	5	\$0	0	0	0	0
TOTALS	1,133	0	20		2	0	2	0	1	0	5	\$0	0	0	0	0
CANYON COUNTY																
GALDWELL FIRE DEPARTMENT	79,000	39	6	Tax Base	173	6	3,093	202	58	1,312	4,844	\$1,172,860	0	10	0	0
MELBA RURAL FIRE PROTECTION DISTRICT	4,000	0	30	Tax Base	29	0	88	2	7	20	146	\$148,750	0	0	0	0
MIDDLETON RURAL FIRE PROTECTION DISTRICT	21,600	9	41	Tax Base	64	1	771	49	149	342	1,376	\$96,610	0	0	0	0
NAMPA FIRE DEPARTMENT	108,000	80	0	Tax Base	190	7	5,751	380	122	2,664	9,114	\$2,031,313	0	20	2	8
PARMA FIRE DEPARTMENT	10,000	3	30	Tax Base	0	0	0	0	0	0	0	\$0	0	0	0	0
UPPER DEER FLAT FIRE PROTECTION DISTRICT	4,100	0	21	Tax Base	13	0	3	7	8	31	31	\$0	0	0	0	0
WILDER RURAL FIRE PROTECTION DISTRICT	226,700	131	140	Tax Base	37	0	221	9	21	59	347	\$23,200	0	0	0	0
TOTALS	226,700	131	140		506	14	9,924	645	364	4,405	15,858	\$3,472,723	0	30	2	8
CARIBOU COUNTY																
BANCROFT VOLUNTEER FIRE DEPARTMENT	500	0	16	Tax Base	2	0	0	0	1	0	3	\$0	0	0	0	0
CARIBOU COUNTY FIRE DEPARTMENT	6,000	0	15	Tax Base	19	0	7	0	3	29	29	\$1,308,888	0	0	0	0
GRACE FIRE DEPARTMENT	960	0	14	Tax Base	0	0	0	1	5	0	6	\$0	0	0	0	0
SODA SPRINGS FIRE DEPARTMENT	3,300	0	14	Tax Base	6	0	0	1	5	11	23	\$240,500	0	0	0	1
TOTALS	10,760	0	59		27	0	7	2	11	14	61	\$1,549,388	0	0	0	1
CASSIA COUNTY																
ACE FIRE PROTECTION ASSOCIATION UNIT	500	0	12	Tax Base	0	0	0	0	0	0	0	\$0	0	0	0	0
ALBION FIRE PROTECTION DISTRICT	305	0	10	Tax Base	4	0	1	0	0	2	7	\$0	0	0	0	0
BURLEY FIRE DEPARTMENT	19,000	10	25	Tax Base	62	0	573	54	17	119	825	\$792,450	0	0	0	2
DECLO FIRE DEPARTMENT	338	0	11	Tax Base	16	0	20	3	15	20	74	\$351,000	0	0	1	1
OAKLEY FIRE DEPARTMENT	1,400	0	10	Tax Base	1	0	0	0	0	1	1	\$0	0	0	0	0
RAFT RIVER FIRE PROTECTION DISTRICT	1,148	0	18	Tax Base	0	0	0	0	0	0	0	\$0	0	0	0	0
TOTALS	22,691	10	86		83	0	594	57	32	141	907	\$1,143,450	0	0	1	3
CLARK COUNTY																
DUBOIS CITY FIRE DEPARTMENT	650	0	17	Tax Base	0	0	0	0	0	0	0	\$0	0	0	0	0
TOTALS	650	0	17		0	0	0	0	0	0	0	\$0	0	0	0	0
CLEARWATER COUNTY																
ELK RIVER VOLUNTEER FIRE DEPARTMENT	125	0	8	Donations	2	0	0	0	0	0	2	\$0	0	0	0	0
EVERGREEN RURAL FIRE DISTRICT	240	0	0	Tax Base	0	0	0	0	0	0	0	\$0	0	0	0	0
GRANGEMONT FIRE DEPARTMENT	180	0	0	Tax Base	0	0	0	0	0	0	0	\$0	0	0	0	0
KROFINO FIRE DEPARTMENT	3,247	0	0	Tax Base	11	0	52	6	1	30	100	\$38,500	0	0	0	0
PIERCE VOLUNTEER FIRE DEPARTMENT	500	0	10	Tax Base	0	0	0	0	0	0	0	\$0	0	0	0	0
SUNNYSIDE RURAL FIRE DISTRICT	425	0	20	Tax Base	2	0	0	1	0	3	3	\$0	0	0	0	0
TWIN RIDGE RURAL FIRE DISTRICT	500	0	25	Tax Base	0	0	0	1	0	0	1	\$0	0	0	0	0
UPPER FORDS CREEK RURAL FIRE DEPARTMENT	300	0	11	Tax Base	0	0	0	0	1	0	1	\$0	0	0	0	0
WEIPPE FIRE DEPARTMENT	600	0	25	Tax Base	0	0	0	0	0	0	0	\$0	0	0	0	0
TOTALS	6,117	0	99		15	0	52	7	3	30	107	\$38,500	0	0	0	0

FIRE DEPARTMENTS	POPULATION PROTECTED	CAREER FF	VOLUNTEER FF	FUNDING	FIRE	EXPOSURES	EMS	FALSE CALLS	MUTUAL AID GIVEN	OTHER INCIDENTS	TOTALS	\$ FIRE LOSS	FIRE SVC FATALITY	FIRE SVC INJURY	CIVILIAN FATALITY	CIVILIAN INJURY
CUSTER COUNTY																
CHALLIS VOLUNTEER FIRE DEPARTMENT	1,100	0	61	Tax Base	1	0	0	0	0	0	1	2	\$0	0	0	0
NORTH CUSTER RURAL FIRE DISTRICT	2,500	0	35	Tax Base	12	0	13	1	1	6	33	\$10,000	0	0	1	0
SAWTOOTH VALLEY RURAL FIRE DISTRICT	400	0	19	Tax Base	6	0	7	0	0	1	14	\$0	0	0	0	0
SOUTH CUSTER RURAL FIRE PROTECTION DISTRICT	1,000	0	30	Tax Base	3	0	6	0	0	0	9	\$261,000	0	0	2	3
TOTALS	5,000	0	135		22	0	26	1	1	8	58	\$271,000	0	0	3	3
ELMORE COUNTY																
ATLANTA RURAL FIRE DEPARTMENT	40	1	8	Tax Base	0	0	11	0	0	0	9	20	\$0	0	0	0
GLENN'S FERRY FIRE DEPARTMENT	1,300	0	17	Tax Base	1	0	1	2	0	0	4	\$0	0	0	0	0
KING HILL RURAL FIRE PROTECTION DISTRICT	1,000	0	0	Tax Base	15	0	17	0	0	44	76	\$235,000	0	0	0	0
MOUNTAIN HOME RURAL FIRE PROTECTION DIST	4,000	0	0	Tax Base	36	0	1	5	0	12	54	\$600,700	0	0	2	1
MOUNTAIN HOME VOLUNTEER FIRE DEPARTMENT	16,000	2	31	Tax Base	29	0	3	38	0	50	120	\$866,000	0	0	1	0
OASIS VOLUNTEER FIRE DEPARTMENT	180	0	25	Tax Base	0	0	0	0	0	0	0	\$0	0	0	0	0
PRAIRIE GRU & FIRE	0	0	0	Tax Base	0	0	0	0	0	0	0	\$0	0	0	0	0
TOTALS	22,520	3	81		81	0	33	45	0	115	274	\$1,701,700	0	0	3	1
FRANKLIN COUNTY																
FRANKLIN COUNTY FIRE DISTRICT	13,000	1	27	Tax Base	38	0	14	15	5	64	136	\$344,100	0	0	0	0
TOTALS	13,000	1	27		38	0	14	15	5	64	136	\$344,100	0	0	0	0
FREMONT COUNTY																
ISLAND PARK FIRE PROTECTION DISTRICT	2,000	0	24	Tax Base	0	0	0	0	0	0	0	\$0	0	0	0	0
NORTH FREMONT FIRE DISTRICT, INC	3,000	0	22	Tax Base	18	0	1	5	5	29	29	\$443,400	0	0	0	0
SOUTH FREMONT FIRE DISTRICT	7,500	0	23	Tax Base	24	0	8	7	5	27	71	\$237,000	0	0	0	0
TOTALS	12,500	0	69		42	0	8	10	32	100	100	\$680,400	0	0	0	0
GEM COUNTY																
EMMETT FIRE DEPARTMENT	6,500	1	15	Tax Base	25	0	4	21	1	70	121	\$127,875	0	0	0	0
GEM COUNTY FIRE PROTECTION DISTRICT 1	10,000	1	30	Tax Base	81	0	81	19	11	58	250	\$407,950	0	0	0	0
GEM COUNTY FIRE PROTECTION DISTRICT 2	1,600	0	35	Tax Base	5	0	0	0	2	1	8	\$0	0	0	0	0
TOTALS	18,100	2	80		111	0	85	40	14	129	379	\$535,825	0	0	0	0
GOODING COUNTY																
BLISS FIRE DISTRICT	638	1	12	Tax Base	14	0	15	0	4	29	63	\$11,000	0	0	0	0
GOODING FIRE DEPARTMENT	7,000	1	21	Tax Base	35	0	115	34	8	70	262	\$129,100	0	0	0	0
HAGERMAN FIRE PROTECTION DISTRICT	2,500	1	23	Tax Base	21	0	289	3	12	20	326	\$101,000	0	0	0	0
WENDELL CITY FIRE DEPARTMENT	0	0	10	Tax Base	10	1	20	10	0	23	64	\$13,000	0	0	0	0
WENDELL RURAL FIRE DISTRICT	3,500	2	14	Tax Base	40	1	47	0	2	39	129	\$294,400	0	0	0	0
TOTALS	13,638	6	80		120	2	466	47	26	181	842	\$548,500	0	0	0	0

FIRE DEPARTMENTS	POPULATION PROTECTED	CAREER FF	VOLUNTEER FF	FUNDING	FIRE	EXPOSURES	EMS	FALSE CALLS	MUTUAL AID GIVEN	OTHER INCIDENTS	TOTALS	¥ FIRE LOSS	FIRE SVC FATALITY	FIRE SVC #INJURY	CIVILIAN FATALITY	CIVILIAN #INJURY	
IDAHO COUNTY																	
BPC RURAL FIRE DEPARTMENT, INC	1,200	0	0	22 Subscription Dues	1	0	0	0	0	1	0	0	\$0	0	0	0	
CARROT RIDGE VOLUNTEER FIRE DISTRICT	200	0	0	20 Subscription Dues	0	0	0	0	0	0	0	0	\$0	0	0	0	
COTTONWOOD VOLUNTEER FIRE DEPARTMENT	1,000	0	0	11 Tax Base	3	0	2	0	0	0	0	0	\$25,500	0	0	0	
COTTONWOOD RURAL FIRE DISTRICT	600	0	0	11 Tax Base	4	0	1	0	0	0	0	0	\$120,300	0	0	0	
ELK CITY VOLUNTEER FIRE DEPARTMENT	400	0	0	6 Donations	0	0	0	0	0	0	0	0	\$0	0	0	0	
FERDINAND FIRE DEPARTMENT	150	0	0	12 Grants	0	0	0	0	0	0	0	0	\$0	0	0	0	
GLENWOOD/CARIBEL VOLUNTEER FIRE DISTRICT	680	0	0	17 Subscription Dues	2	0	0	0	0	0	0	0	\$0	0	0	0	
GRANGEVILLE CITY FIRE DEPARTMENT	3,500	0	0	0 Tax Base	10	0	0	0	6	0	2	19	\$5,600	0	0	0	
GRANGEVILLE RURAL FIRE DEPARTMENT	0	0	0	0 Tax Base	12	0	0	2	2	4	4	20	\$246,950	0	0	0	
HARPSSTER FIRE PROTECTION DISTRICT	200	0	0	19 Tax Base	1	0	1	0	0	1	4	4	\$2,000	0	0	0	
KOOSKIA FIRE DEPARTMENT	3,000	0	0	16 Tax Base	10	0	5	1	2	4	22	4	\$72,700	0	0	1	
RIDGE RUNNER FIRE DEPARTMENT	800	0	0	15 Grants	5	0	0	0	0	0	3	0	\$0	0	0	0	
RIGGINS CITY FIRE DEPARTMENT	440	0	0	16 Tax Base	0	0	0	0	0	0	0	0	\$0	0	0	0	
SALMON RIVER RURAL FIRE DEPARTMENT	2,500	0	0	53 Subscription Dues	10	0	6	0	0	4	20	0	\$0	0	0	0	
SITTES FIRE DEPARTMENT	229	0	0	9 Tax Base	1	0	0	0	0	0	1	1	\$60,000	0	0	0	
WHITE BIRD FIRE DEPARTMENT	150	0	0	2 Tax Base	0	0	0	0	0	0	0	0	\$0	0	0	0	
TOTALS	15,049	0	209		59	0	15	9	7	15	105		\$533,050	0	0	1	3
JEFFERSON COUNTY																	
CENTRAL FIRE DISTRICT	20,000	2	111	95 Tax Base	0	0	0	0	20	6	62	198	\$708,900	0	0	0	1
HAMER FIRE PROTECTION DISTRICT	86	0	0	0 Tax Base	0	0	0	0	0	0	0	0	\$0	0	0	0	0
ROBERTS FIRE DISTRICT	647	0	0	14 Tax Base	0	0	0	0	0	0	0	0	\$0	0	0	0	0
WEST JEFFERSON FIRE CONTROL DISTRICT	3,500	0	0	25 Tax Base	0	0	0	0	0	0	1	1	\$0	0	0	0	0
TOTALS	24,233	2	111		0	0	0	20	6	63	200		\$708,900	0	0	0	1
JEROME COUNTY																	
FIRST SEGREGATION FIRE DISTRICT	2,500	1	32	12 Tax Base	0	0	29	2	0	48	111	111	\$262,750	0	0	0	0
JEROME CITY FIRE DEPARTMENT	12,500	14	46	16 Tax Base	0	0	785	96	4	79	1,010	1,010	\$2,576,200	0	5	0	1
JEROME RURAL FIRE DISTRICT 1	12,000	1	75	18 Tax Base	0	0	6	8	9	172	270	270	\$1,038,200	0	0	0	0
TOTALS	27,000	16	153		0	0	820	106	13	299	1,391		\$3,877,150	0	5	0	1
KOOTENAI COUNTY																	
COEUR D'ALENE FIRE DEPARTMENT	50,000	48	94	0 Tax Base	0	0	5,863	279	67	1,217	7,520	7,520	\$2,213,476	0	1	0	0
EAST SIDE FIRE PROTECTION DISTRICT	1,200	0	5	28 Tax Base	0	0	69	4	10	24	112	112	\$513,000	0	0	1	0
HAUSER LAKE FIRE PROTECTION DISTRICT	2,200	1	10	18 Tax Base	0	0	109	2	18	32	171	171	\$109,870	0	0	0	0
KOOTENAI COUNTY FIRE & RESCUE	40,000	55	114	0 Tax Base	114	24	4,222	166	315	1,156	5,997	5,997	\$16,500	0	11	1	1
MICA-KIDD ISLAND FIRE PROTECTION DISTRICT	1,800	2	24	31 Tax Base	0	0	40	3	21	48	136	136	\$80,000	0	0	1	0
NORTHERN LAKES FIRE PROTECTION DISTRICT	37,000	33	77	6 Tax Base	0	0	3,166	114	84	1,233	4,674	4,674	\$1,031,410	0	11	0	0
SPIRIT LAKE FIRE PROTECTION DISTRICT	8,250	9	20	14 Tax Base	0	0	270	12	44	141	487	487	\$189,500	0	0	0	0
TIMBERLAKE FIRE PROTECTION DISTRICT	9,000	7	31	15 Tax Base	0	0	434	18	91	104	678	678	\$196,500	0	0	0	0
WORLEY FIRE PROTECTION DISTRICT	2,700	6	19	13 Tax Base	0	0	13	19	14	34	99	99	\$2,501	0	0	1	1
TOTALS	152,150	161	394		24	14,186	617	3,989	664	19,874	19,874		\$4,352,557	0	23	4	2

FIRE DEPARTMENTS	POPULATION PROTECTED	CAREER FF	VOLUNTEER FF	FUNDING	FIRE	EXPOSURES	EMS	FALSE CALLS	MUTUAL AID GIVEN	OTHER INCIDENTS	TOTALS	\$ FIRE LOSS	FIRE SVC INJURY	FIRE SVC FATALITY	CIVILIAN FATALITY	CIVILIAN INJURY
LATAH COUNTY																
BOVILL FIRE PROTECTION DISTRICT	350	0	15	Tax Base	1	0	0	0	0	1	0	0	0	0	0	0
DEARY RURAL FIRE DISTRICT	1,300	0	25	Tax Base	10	0	11	0	1	1	23	\$228,000	0	0	0	0
GENESSEE FIRE DEPARTMENT	2,100	0	22	Tax Base	0	0	0	0	0	0	0	0	0	0	0	0
JULIAETTA VOLUNTEER FIRE DEPARTMENT	600	0	11	Tax Base	5	0	1	0	32	2	40	\$0	0	0	0	0
KENDRICK VOLUNTEER FIRE DEPARTMENT	400	0	25	Tax Base	3	1	10	1	20	5	40	\$0	0	0	0	0
MOSCOW FIRE DEPARTMENT	25,000	5	100	Tax Base	47	0	1,545	260	89	238	2,179	\$232,700	0	1	0	0
MOSCOW RURAL FIRE DISTRICT	10,000	0	20	Tax Base	15	0	84	3	6	33	151	\$297,100	0	0	0	0
POTLATCH RURAL FIRE PROTECTION DISTRICT	3,500	0	35	Tax Base	12	0	0	0	8	20	40	\$0	0	0	0	0
TROY RURAL FIRE DISTRICT	2,500	0	15	Tax Base	0	0	0	0	0	0	0	\$0	0	0	0	0
TROY VOLUNTEER FIRE DEPARTMENT	0	0	15	Tax Base	0	0	0	0	0	0	0	\$0	0	0	0	0
TOTALS	45,750	5	283		93	1	1,661	264	157	299	2,475	\$757,800	0	1	0	0
LEMHI COUNTY																
ELK BEND FIRE PROTECTION DISTRICT	300	0	18	Tax Base	6	1	2	0	5	16	30	\$0	0	0	0	0
LEADORE COMMUNITY VOLUNTEER FIRE DEPARTMENT	2,500	0	23	Donations	5	0	1	0	0	3	9	\$1,100	0	0	0	0
LEMHI COUNTY FIRE PROTECTION DISTRICT	6,500	0	42	Tax Base	0	0	0	0	0	0	0	\$0	0	0	0	0
NORTH FORK FIRE PROTECTION DISTRICT	600	0	11	Tax Base	3	0	3	0	0	0	6	\$0	0	1	0	0
WILLIAMS LAKE VOLUNTEER FIRE DEPARTMENT	150	0	4	Donations	0	0	0	0	0	0	0	\$0	0	0	0	0
TOTALS	10,050	0	98		14	1	6	0	5	19	45	\$1,100	0	1	0	0
LEWIS COUNTY																
CRAIGMONT FIRE DEPARTMENT	500	0	15	Tax Base	0	0	0	0	0	1	0	\$0	0	0	0	0
KAMIAH FIRE DEPARTMENT	5,000	0	24	Tax Base	6	0	355	0	0	34	395	\$1,650	0	0	0	0
KAMIAH RURAL FIRE PROTECTION DISTRICT	0	0	0	Tax Base	12	0	22	0	2	15	51	\$401,500	0	0	1	0
NEZPERCE FIRE DEPARTMENT	1,500	0	24	Tax Base	9	0	0	0	11	0	20	\$290,350	0	0	0	1
WINCHESTER VOLUNTEER FIRE DEPARTMENT	500	0	10	Tax Base	1	0	1	0	1	4	7	\$0	0	0	0	0
WINCHESTER RURAL FIRE DISTRICT	1,200	0	12	Tax Base	0	0	0	0	0	0	0	\$0	0	0	0	0
TOTALS	8,700	0	85		28	0	378	0	15	53	474	\$683,500	0	0	1	1
LINCOLN COUNTY																
DIETRICH FIRE DISTRICT	500	0	11	Tax Base	0	0	0	0	0	0	0	\$0	0	0	0	0
RICHFIELD FIRE PROTECTION DISTRICT	700	0	10	Tax Base	0	0	0	0	0	0	0	\$0	0	0	0	0
SHOSHONE CITY/RURAL FIRE DISTRICT	600	0	14	Tax Base	0	0	0	0	0	0	0	\$0	0	0	0	0
TOTALS	1,800	0	35		0	0	0	0	0	0	0	\$0	0	0	0	0
MADISON COUNTY																
MADISON FIRE DEPARTMENT	42,000	17	60	Tax Base	81	0	92	230	3	336	742	\$421,050	0	0	1	0
TOTALS	42,000	17	60		81	0	92	230	3	336	742	\$421,050	0	0	1	0
MINIDOKA COUNTY																
MINIDOKA COUNTY FIRE PROTECTION DISTRICT	10,000	0	40	Tax Base	51	0	327	12	28	108	526	\$489,450	0	0	1	0
RUPERT CITY FIRE & RESCUE	5,900	1	24	Tax Base	8	0	262	18	5	21	314	\$1,150	0	0	2	0
WEST END FIRE PROTECTION DISTRICT	8,800	1	18	Tax Base	59	0	198	7	6	26	296	\$3,365,225	0	0	0	0
TOTALS	24,700	2	82		118	0	787	37	39	154	1,135	\$3,855,825	0	0	3	0
NEZ PERCE COUNTY																
BIG CANYON FIRE DISTRICT	500	0	20	Tax Base	0	0	0	0	0	6	1	\$0	0	0	0	0
LAPWAI FIRE DEPARTMENT	1,200	0	10	Tax Base	0	0	0	0	0	0	0	\$0	0	0	0	0
LEWISTON FIRE DEPARTMENT	32,500	60	0	Tax Base	98	0	4,836	149	7	2,080	7,171	\$909,490	0	2	1	2
NEZ PERCE COUNTY FIRE DEPARTMENT	6,000	1	22	Tax Base	0	0	0	0	0	0	0	\$0	0	0	0	0
WHEATLAND FIRE PROTECTION DISTRICT	450	0	22	Tax Base	0	0	0	1	4	0	5	\$0	0	0	0	0
TOTALS	40,650	61	74		99	0	4,836	150	17	2,081	7,183	\$909,490	0	2	1	2

FIRE DEPARTMENTS	POPULATION PROTECTED	CAREER FF	VOLUNTEER FF	FUNDING	FIRE	EXPOSURES	EMS	FALSE CALLS	MUTUAL AID GIVEN	OTHER INCIDENTS	TOTALS				FIRE SVC FATALITY	FIRE SVC INJURY	CIVILIAN FATALITY	CIVILIAN INJURY
											EMERGENCY	NON-EMERGENCY	OTHER	TOTAL				
ONEIDA COUNTY																		
ONEIDA COUNTY FIRE DISTRICT/MALAD FIRE DEPT	6,000	0	0	16 Tax Base	30	0	0	2	2	0	1	36	\$80,800	0	0	0	0	
TOTALS	6,000	0	0	16	30	0	0	2	2	0	1	36	\$80,800	0	0	0	0	
OWYHEE COUNTY																		
BRUNEAU FIRE PROTECTION DISTRICT	250	0	0	14 Tax Base	10	0	0	4	0	6	5	25	\$14,575	0	0	0	3	
GRAND VIEW RURAL FIRE PROTECTION DISTRICT	3,000	0	0	15 Tax Base	16	0	0	12	1	0	4	33	\$121,300	0	0	0	0	
HOMEDALE RURAL FIRE PROTECTION DISTRICT	7,500	0	0	22 Tax Base	40	0	0	1	7	4	43	96	\$138,500	0	0	0	0	
MARSING CITY/RURAL FIRE PROTECTION DISTRICT	20,000	0	0	32 Tax Base	30	0	0	27	2	1	21	81	\$33,400	0	0	0	0	
MURPHY-REYNOLDS-WILSON FIRE PROT DISTRICT	1,200	0	0	28 Tax Base	18	0	0	4	0	1	6	29	\$307,000	0	0	0	0	
SILVER CITY FIRE & RESCUE, INC	100	0	0	10 Donations	0	0	0	0	0	2	0	2	\$0	0	0	0	0	
TOTALS	32,050	0	0	121	114	0	0	48	10	14	79	265	\$614,775	0	0	0	3	
PAYETTE COUNTY																		
FRUITLAND FIRE DEPARTMENT	4,723	0	0	30 Tax Base	10	1	0	2	8	1	14	36	\$85,134	0	0	0	0	
NEW PLYMOUTH RURAL FIRE PROTECTION DISTRICT	1,000	0	0	22 Tax Base	22	0	0	7	8	7	30	74	\$925,000	0	0	0	0	
PAYETTE CITY FIRE DEPARTMENT	0	0	0	0 Tax Base	34	5	0	715	30	8	310	1,102	\$487,419	0	0	0	0	
PAYETTE RURAL FIRE DISTRICT	9,500	5	0	25 Tax Base	27	2	0	6	4	18	30	87	\$50,200	0	0	0	0	
SAND HALLOW FIRE PROTECTION DISTRICT	700	0	0	12 Tax Base	2	0	0	12	0	2	7	23	\$0	0	0	0	0	
TOTALS	15,923	5	0	89	95	8	0	742	50	36	391	1,322	\$1,527,753	0	0	0	0	
POWER COUNTY																		
AMERICAN FALLS FIRE DEPARTMENT	0	0	0	0 Tax Base	5	0	0	1	3	0	15	24	\$80,500	0	0	0	0	
AMERICAN FALLS FIRE PROTECTION DISTRICT	7,500	0	0	15 Tax Base	24	0	0	10	2	2	13	61	\$1,268,550	0	0	0	2	
ROCKLAND RURAL FIRE DISTRICT	500	0	0	15 Tax Base	2	0	0	0	0	0	0	2	\$0	0	0	0	0	
TOTALS	8,000	0	0	30	31	0	0	11	5	2	28	77	\$1,329,050	0	0	0	2	
SHOSHONE COUNTY																		
MULLAN VOLUNTEER FIRE DEPARTMENT	650	0	0	14 Tax Base	5	0	0	2	0	7	3	17	\$0	0	0	0	0	
PRICHARD/MURRAY VOLUNTEER FIRE DEPARTMENT	400	0	0	15 Fundraising	3	0	0	2	0	0	2	7	\$0	0	0	0	0	
SHOSHONE COUNTY FIRE PROTECTION DISTRICT 1	4,500	7	0	20 Tax Base	17	0	0	549	16	80	57	719	\$87,000	0	0	0	0	
SHOSHONE COUNTY FIRE PROTECTION DISTRICT 2	8,000	12	0	25 Tax Base	41	0	0	629	36	28	134	868	\$604,400	0	0	1	3	
SHOSHONE COUNTY FIRE PROTECTION DISTRICT 3	1,200	0	0	25 Tax Base	0	0	0	0	0	0	0	0	\$0	0	0	0	0	
ST. JOE VALLEY FIRE DISTRICT	1,000	0	0	12 Tax Base	0	0	0	0	0	0	0	0	\$0	0	0	0	0	
TOTALS	15,790	19	0	111	66	0	0	1,182	52	115	196	1,611	\$701,400	0	0	1	3	
TETON COUNTY																		
TETON COUNTY FIRE PROTECTION DISTRICT	11,500	21	0	9 Tax Base	35	0	0	287	32	4	131	489	\$35,000	0	0	0	0	
TOTALS	11,500	21	0	9	35	0	0	287	32	4	131	489	\$35,000	0	0	0	0	
TWIN FALLS COUNTY																		
BUHL FIRE DEPARTMENT	9,000	5	0	36 Tax Base	47	6	0	80	23	4	91	251	\$360,106	0	0	0	0	
CASTLEFORD FIRE DISTRICT	277	0	0	0 Tax Base	0	0	0	1	0	2	1	4	\$0	0	0	0	0	
FILER FIRE DEPARTMENT	14,000	2	0	24 Tax Base	30	1	0	5	5	5	67	113	\$0	0	0	0	0	
ROCK CREEK RURAL FIRE PROTECTION DISTRICT	15,000	7	0	24 Tax Base	37	0	0	557	40	0	265	899	\$66,500	0	0	0	0	
SALMON TRACT RURAL FIRE PROTECTION DISTRICT	2,500	0	0	21 Tax Base	0	0	0	0	0	0	0	0	\$0	0	0	0	0	
TWIN FALLS FIRE DEPARTMENT	52,500	39	0	0 Tax Base	125	12	0	566	344	9	1,731	2,787	\$1,002,100	0	0	1	0	
TOTALS	93,277	53	0	105	239	19	0	1,209	412	20	2,155	4,054	\$1,428,706	0	0	1	0	

FIRE DEPARTMENTS	POPULATION PROTECTED	CAREER FF	VOLUNTEER FF	FUNDING	FIRE	EXPOSURES	EMS	FALSE CALLS	MUTUAL AID GIVEN	OTHER INCIDENTS	TOTALS	\$ FIRE LOSS	FIRE SVC FATALITY	FIRE SVC INJURY	CIVILIAN FATALITY	CIVILIAN INJURY
VALLEY COUNTY																
CASCADE RURAL FIRE PROTECTION DISTRICT	2,000	5	29	Tax Base		14	0	261	8	0	95	\$107,443	0	0	0	0
DONNELLY RURAL FIRE PROTECTION DISTRICT	2,000	8	28	Tax Base		11	0	194	15	15	105	\$87,000	0	0	0	0
HIGH VALLEY FIRE PROTECTION ASSOCIATION	200	0	0	Tax Base		0	0	0	0	0	0	\$0	0	0	0	0
MCCALL FIRE PROTECTION DISTRICT	6,000	11	26	Tax Base		37	0	751	69	29	179	\$307,500	0	0	0	0
SILVER CREEK PLUNGE FIRE PROTECTION DISTRICT	0	0	0	Tax Base		1	0	0	0	0	0	\$61,000	0	0	0	0
SOUTHERN IDAHO TIMBER PROTECTIVE ASSOC	0	25	0	Tax Base		0	0	0	0	0	0	\$0	0	0	0	0
TOTALS	10,200	49	83			63	0	1,206	92	44	379	\$562,943	0	0	0	0
WASHINGTON COUNTY																
CAMBRIDGE FIRE PROTECTION DISTRICT	950	0	16	Tax Base		7	0	0	1	2	0	\$800	0	0	0	0
MIDVALE FIRE PROTECTION DISTRICT	750	0	25	Tax Base		5	0	2	0	4	2	\$1,500	0	0	0	0
WEISER AREA RURAL FIRE DISTRICT	4,000	0	28	Tax Base		23	0	19	0	8	14	\$354,650	0	0	0	0
WEISER CITY FIRE & RESCUE	5,500	2	115	Tax Base		7	0	27	14	13	31	\$2	0	0	0	0
TOTALS	11,200	2	184			42	0	48	15	27	47	\$356,952	0	0	0	0
STATE OF IDAHO TOTALS																
		1,360	4,095			4,686	75	71,467	6,066	3,708	28,170	\$ 44,971,675	0	69	34	56

Glossary of Terms and Abbreviations

\$ Loss – Combined estimated property and content dollar loss reported by reporting agencies.

Alarm – Any notification to the fire department that a situation exists or requires a response.

Arson – The crime of maliciously, intentionally, and/or recklessly starting a fire or causing an explosion.

Automatic Extinguishing System (AES) – A device or system providing an emergency fire extinguishing function without the necessity of human intervention, typically a water spray.

Casualty – A person who is injured or killed at the scene of a fire or other reported incident.

Cause – The circumstances or conditions that brought about or resulted in a fire or explosion incident, damage to property resulting from the fire or explosion incident, or bodily injury or loss of life resulting from the fire or explosion incident.

Civilian Fire Casualty – Any non-fire service person injured or killed as a direct result of a fire-related incident.

Confined Fire – Fire where the flame does not extend beyond a combustible container such as a cooking vessel, chimney or flue, trash container, etc.

Contained Fire – Fire spread that is reasonably expected to remain in check under prevailing conditions.

Crop – Cultivated vegetation such as grains, trees, orchard, nursery stock, etc.

EMS – Emergency Medical Service.

Fatality – An injury that is fatal or becomes fatal within one year of the incident.

Fire – Any instance of destructive and uncontrolled burning, including explosion, of combustible solids, liquids or gases.

Hazardous Materials – Any material that is air-reactive, corrosive, explosive, radioactive, toxic, water-reactive, or unstable such as flammable gas, organic peroxide, oxidizing material, flammable or combustible liquid. Any substance or mixture of substances that is an irritant or a strong sensitizer or generates pressure through exposure to heat, decomposition, or other means.

Incident – An event to which the reporting agency responds or should have responded. An incident may have more than one response.

Incident Record – The official file on an incident.

Incident Report – A document prepared by fire department personnel about a particular incident.

Mobile Property – Property designed to be movable whether or not it still is, such as vehicles, ships, and airplanes.

Mutual Aid – Assistance given to or received by a fire department, whether fire or non-fire aid, by another fire department outside its normal jurisdiction.

NFIRS – National Fire Incident Reporting System.

Non-Fire Service Personnel – All persons involved with an incident who are not fire service personnel, such as police, utility company employees, non-fire service medical personnel, or civilians.

Origin – The physical location where a heat source and fuel came in contact with each other.

Overpressure – A transient air pressure, such as the shock wave from an explosion, that is greater than the surrounding atmospheric pressure.

Prescribed Fire – Any fire ignited by management actions to meet specific objectives. A written, approved prescribed fire plan must exist prior to ignition. The controlled application of fire to wildland fuels in either their natural or modified state under specified environmental conditions allowing the fire to be confined to a predetermined area and, at the same time, to produce the intensity of heat and rate of spread required to attain planned resource management objectives.

Property Use – The actual use of the property where the incident occurred. A building, for example, could serve as a garage, a hospital or a department store. The use of property does not define any of the other important fire-related details of a property such as access, ownership, size, and internal weaknesses in fire defense or construction.

Response Time – The length of time between notification of and arrival at an incident scene as reported by the responding agency.

Structure – An assembly of materials forming a construction for occupancy or use to serve a specific purpose. This includes, but is not limited to, buildings, open platforms, bridges, roof assemblies over open storage or process areas, tents, air-supported structures, and grandstands.

Structure Fire – Any fire inside, on, under, or touching a structure.

Wildland Urban Interface Area – The geographical area where structures and other human development meet or intermingle with wildland or vegetative fuels.

Wildland – Land in its uncultivated, more or less natural state and covered by timber, woodland, brush, or grass. An area in which development is essentially nonexistent except for roads, railroads, power lines, and similar facilities.

Wildland Fire – Any involved vegetative fuel, other than prescribed fire, that occurs in wildland. A wildland fire may expose or possibly consume structures.

\$5,000 AWARD FUND

It has been determined that this fire is

ARSON

If you have information regarding this fire, please call

1-877-75-ARSON

Callers may remain anonymous

Sponsored by:



IDAHO STATE FIRE MARSHAL
DEPARTMENT OF INSURANCE