



2017 Annual Report



C.L. "Butch" Otter
Governor

Dean L. Cameron
Director
Department of Insurance

Knute C. Sandahl
Idaho State Fire Marshal

700 W. State Street, 3rd Floor
Boise, Idaho 83702

Visit the Idaho State Fire Marshal's
website at:

<http://doi.idaho.gov/sfm>

Mission Statement

The State Fire Marshal's Office participates in and coordinates an integrated statewide system designed to protect human life from fire and explosions through fire prevention, investigation, and public education activities. The program includes code enforcement and the operation of the Idaho Fire Incident Reporting System. The State Fire Marshal's Office provides assistance to local fire agencies throughout the state.

C.L. "BUTCH" OTTER
Governor

State of Idaho
DEPARTMENT OF INSURANCE
DIVISION OF THE STATE FIRE MARSHAL
700 West State Street, 3rd Floor
P.O. Box 83720
Boise, Idaho 83720-0043
Phone (208) 334-4370
Fax (208) 334-4375
<http://doi.idaho.gov/sfm>

DEAN L. CAMERON
Director

KNUTE C. SANDAHL
State Fire Marshal

July 1, 2018

Honorable C.L. "Butch" Otter
Governor, State of Idaho
Statehouse
Boise, Idaho 83720

Dear Governor Otter,

I present to you the 2017 State Fire Marshal's Annual Report. This report includes data and information collected from fire service providers including municipal fire departments, fire districts, and fire protection associations throughout Idaho.

Fire service providers contribute statistical data through the Idaho Fire Incident Reporting System (IFIRS). Of the 251 organized fire service providers, 181 contributed data through this system. This system is important in identifying fire-related activity, including trends or problems with consumer products, and aids in designing specific fire prevention initiatives.

We continue to increase our visibility through social media and to improve our website by providing resources and information easily accessible to local fire service providers and their constituents. Our expertise in fire investigations throughout the state has steadily grown. In 2017, we responded to 118 fire investigations working closely with local fire services, law enforcement, federal investigative agencies, and insurance industry experts.

Our relationship with the Idaho Department of Lands and federal wildfire responders continues to demonstrate our commitment to preventing wildfires and identifying those who are negligent or careless with fires on our public lands. This relationship is vitally important to our state as wildfires continue to devastate our natural areas and adversely affect populated areas.

Respectfully submitted,



Knute Sandahl,
Idaho State Fire Marshal

Table of Contents

STATE FIRE MARSHAL DIVISION

About State Fire Marshal's Office	2
State Fire Marshal Staff/District Map	3
Classes	4
Fire Investigations	5
Plan Reviews/Inspections	6
Certification and Licensing	7

IDAHO FIRE DEPARTMENTS

Reporting Trends	8
Departments NOT Reporting	9

SUMMARY STATISTICS

Incident Summary of Fire Responses	10
Incident Summary of Non-Fire Responses	11
Incident Responses by Month, Day, and Hour	12
Fire Calls by Month, Day, and Hour	13
Top 10 Incident Types by Incident Categories	14
Five-Year Trends	16

STRUCTURE FIRES

Most Frequent Residential Structure Fires	18
Structure Fire by Type	19
Structure Fire Loss (\$500,000 or More)	19
Smoke Detector Performance	20
Automatic Extinguishing Systems	21

FIRE CASUALTIES

Civilian Fire Injuries and Fatalities	22
Civilian Casualties Last Five Years	23
Civilian Fatalities by Hour	23
Fire Service Casualties Last Five Years	24

Comparison of 2016 and 2017 County Populations and Reported Incidents	25
Fire Department Statistics by County	26
Glossary of Terms and Abbreviations	35

ABOUT THE STATE FIRE MARSHAL'S OFFICE

Through our offices in Boise, Coeur d'Alene, and Idaho Falls, our dedicated staff works with a broad spectrum of customers in both the public and private sectors.

By statute we are responsible for:

- Adoption of the fire code as a minimum standard for the state.
- Prescribing regulations and making rules related to the fire code.
- Reviewing plans for all new and remodeled state buildings for compliance with adopted fire codes.
- Inspecting and testing new fire sprinkler systems and fire alarm systems in all new and remodeled state buildings.
- Collecting information on all fires in Idaho.
- Regulating the fire sprinkler industry.
- Reviewing plans for single service fire sprinkler systems installed in Idaho.
- Licensing fireworks wholesale and import businesses.
- Ensuring compliance by cigarette manufacturers with Idaho Reduced Cigarette Ignition Propensity Law.
- Training and certifying local authorities who apply the provisions of the adopted statewide fire code.
- Serving as an avenue for appealing local code application decisions as provided by Idaho law.
- Serving as the Chief Arson Investigator for the state of Idaho.

We also provide assistance to our customers by:

- Assisting local fire jurisdictions with plan reviews, inspections, and code interpretation.
- Conducting classes in fire investigation, code application, and incident reporting.
- Answering questions and providing statistical research for:
 - Architects
 - Engineers
 - Fire Code Officials
 - Developers
 - Attorneys
 - Elected officials
 - Law enforcement
 - Individual citizens
- Participating in numerous arson task forces statewide and regional fire chief associations.
- Being actively involved in the development of national fire and life safety standards.
- Serving as an active member of the Idaho Lands Resource Coordinating Council.
- Working with the Northwest Insurance Council to establish the Arson Hotline and a reward-for-information program.

STAFF/DISTRICT MAP

Knute Sandahl, State Fire Marshal
Nesha Pabst-Bohrer, Administrative Assistant
Javier Cervantes, Fire Plan Examiner
Teresa Jones, IFIRS Program Coordinator
700 West State Street, 3rd Floor
Boise, ID 83702
208-334-4370

Fire Investigation

Region I

Jason Blubaum
Deputy Fire Marshal
2005 Ironwood Parkway #143
Coeur d'Alene, ID 83814
208-769-1447

Region II

Alan Perry
Deputy Fire Marshal
700 West State Street, 3rd Floor
Boise, ID 83720
208-334-4370

Region III

Ivan Hibbert
Deputy Fire Marshal
1820 East 17th Street, Suite 220
Idaho Falls, ID 83404
208-525-7209

Fire Prevention

Region I

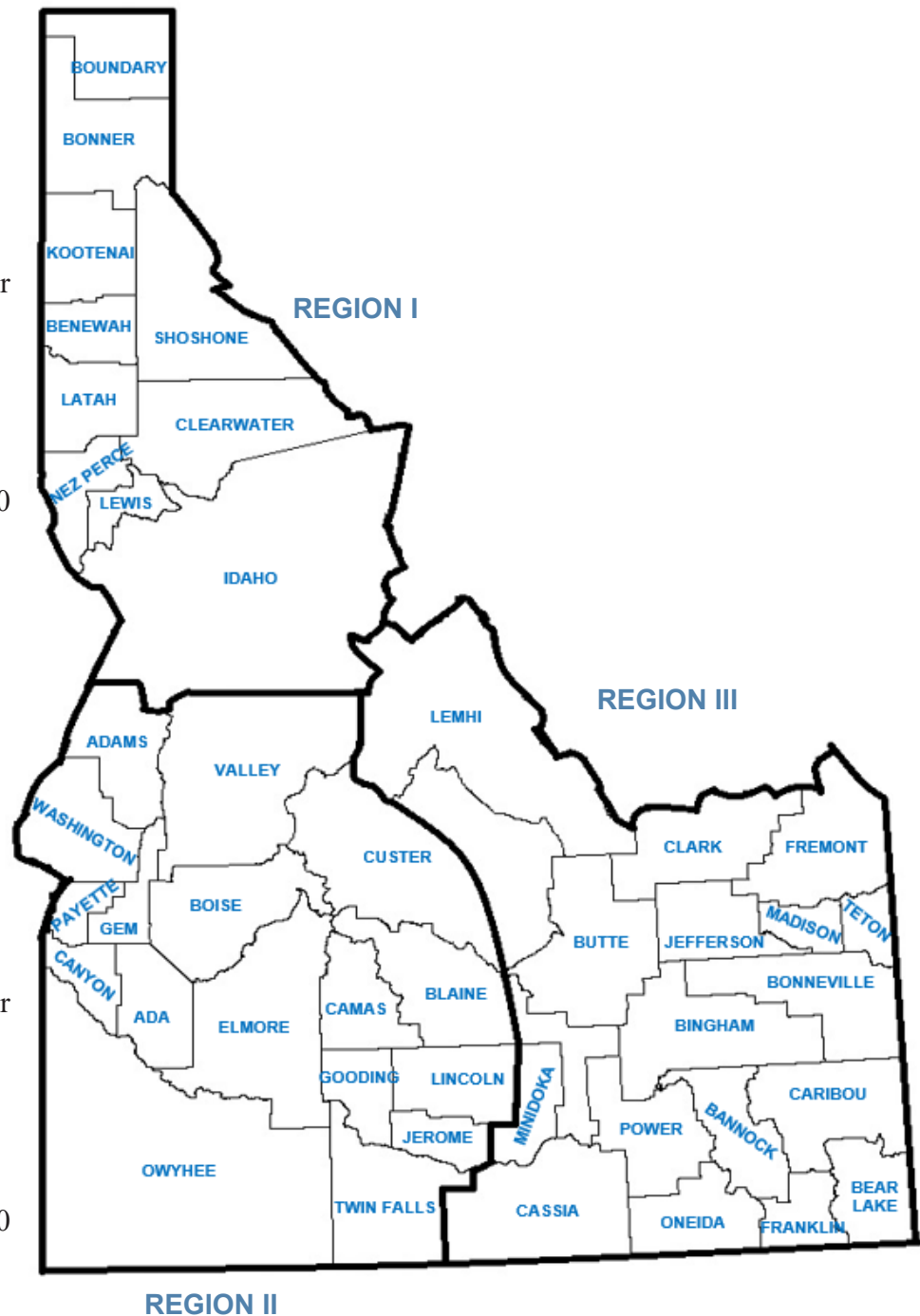
Casey Strong
Deputy Fire Marshal
2005 Ironwood Parkway #143
Coeur d'Alene, ID 83814
208-769-1447

Region II

Tom Mroz
Chief Deputy Fire Marshal
700 West State Street, 3rd Floor
Boise, ID 83720
208-334-4370

Region III

Verl Jarvie
Deputy Fire Marshal
1820 East 17th Street, Suite 220
Idaho Falls, ID 83404
208-525-7022



CLASSES

Fire Code Official Certification

This three-day class provides exposure to the contents of the International Fire Code and is presented to fire department personnel or to inspectors within a city or county building department upon request of the jurisdiction. The course is intended to provide continuity and consistency of code application throughout the state. A four-hour certification test is conducted at the end of the course.

Arson Detection for the First Responder

Provides the first responder with knowledge and awareness of the detection of possible incendiary fires.

Origin and Cause Fire Investigation

This 16-hour class is based on the National Fire Protection Association (NFPA) 921 Guide for Fire and Explosion Investigations and provides the student with basic origin and cause fire investigation knowledge and principles.

Arson Investigation and Evidence Preservation

Instructs students toward a positive approach to arson investigation and best practices for the collection, preservation, and submission of fire debris evidence to our state lab.

Introduction to National Fire Incident Reporting System (NFIRS)

An introduction to and experience with the NFIRS 5.0 all-incident reporting system. Students learn the purposes and benefits of incident reporting at the local, state, and national levels and receive a basic introduction to all modules and their uses.

Training Courses Customized to Meet Your Needs

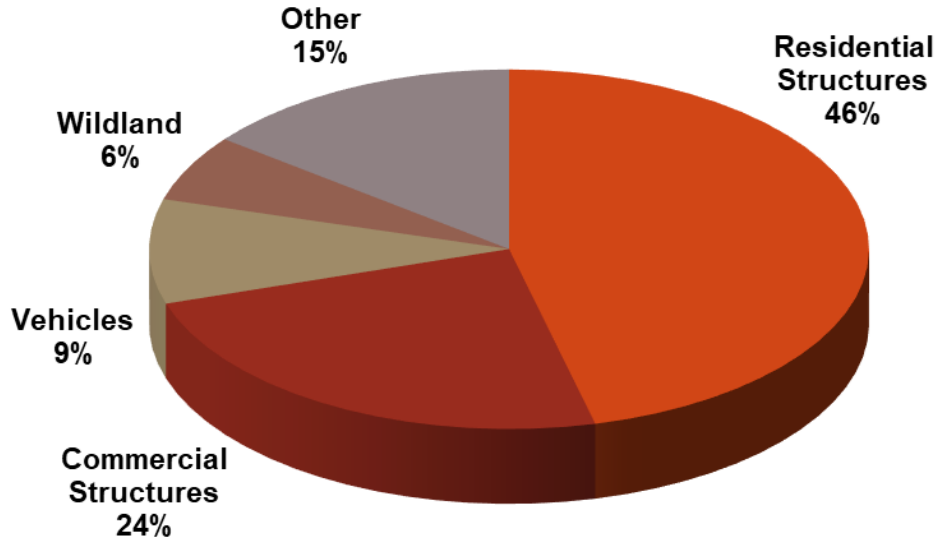
We also offer customized training opportunities for fire agencies. Our classes in both fire code and fire investigation can often be modified by content and length to meet individual needs.

Many of these classes are offered at the following academies:

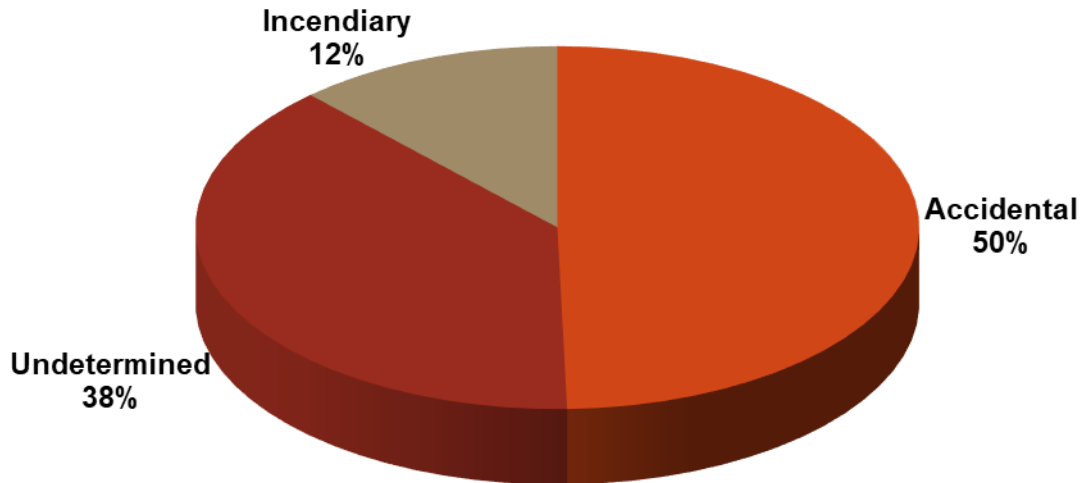
- Central Idaho Fire Academy (Donnelly)
- Clearwater County Fire Academy (Orofino)
- Eastern Idaho Fire Academy (Ammon)
- North Idaho Fire Academy (Coeur d'Alene)
- Southern Idaho Fire Academy (Paul)

INVESTIGATIONS

Types of Fires Investigated by State Fire Marshal's Office

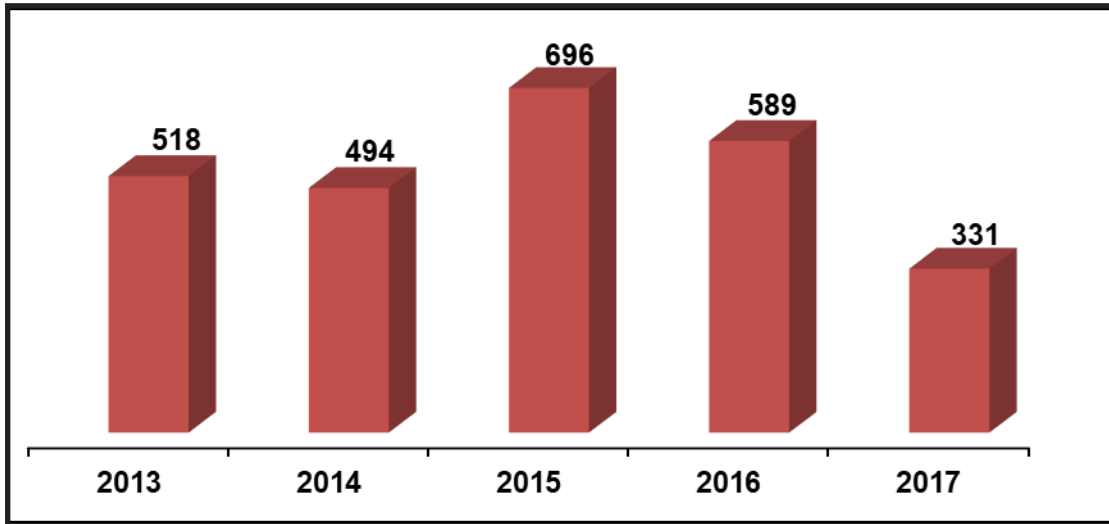


Determination of Cause

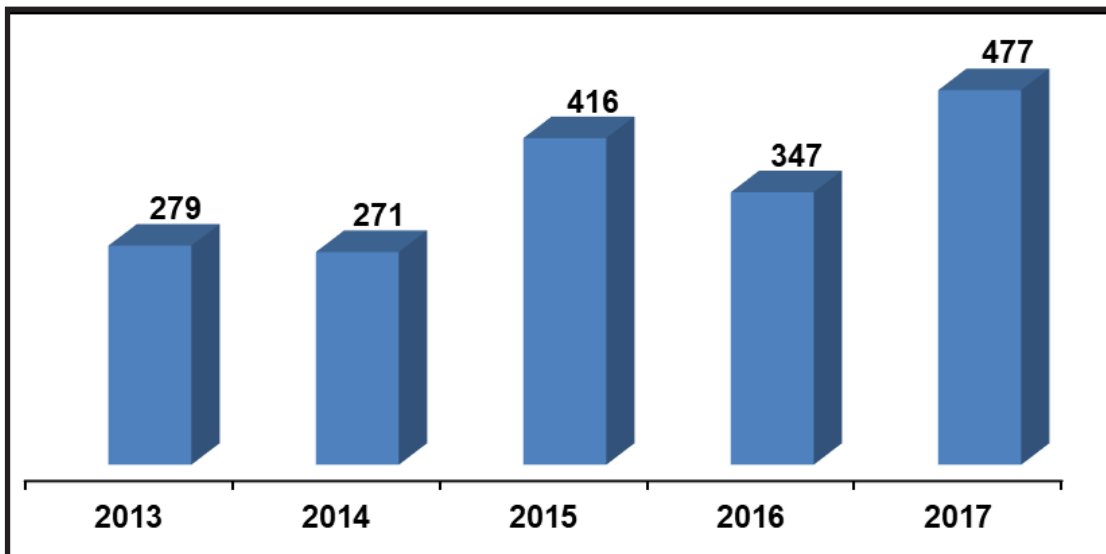


PREVENTION

Plan Reviews by the Idaho State Fire Marshal's Office

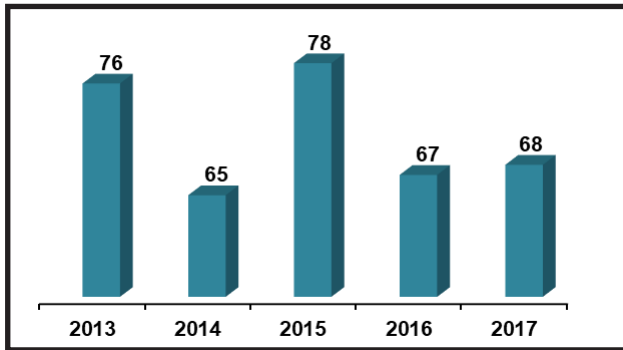


Inspections by the Idaho State Fire Marshal's Office



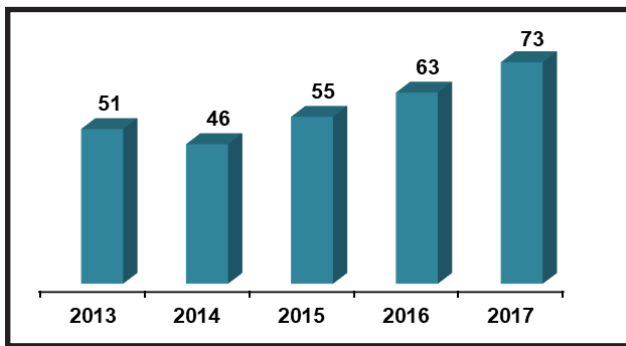
CERTIFICATION AND LICENSING

Fire Protection Sprinkler Contractor Licenses



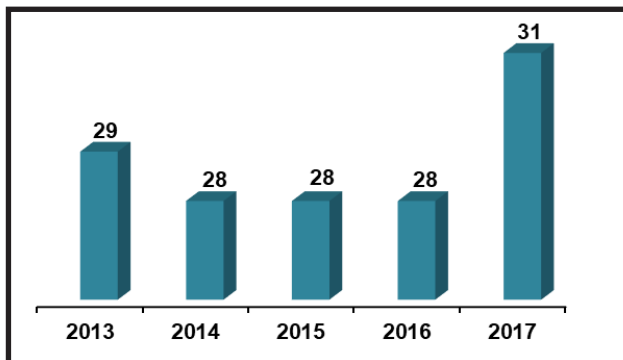
Idaho Code section 41-254(7) and IDAPA 18.01.49 give the State Fire Marshal the responsibility to license and regulate fire sprinkler contractors.

Fire Protection Sprinkler Fitter Licenses



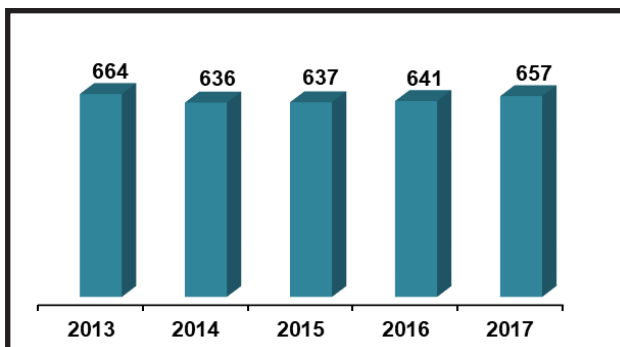
This license is offered by the State Fire Marshal pursuant to IDAPA 18.01.49.23

Fireworks Wholesale or Import Licenses



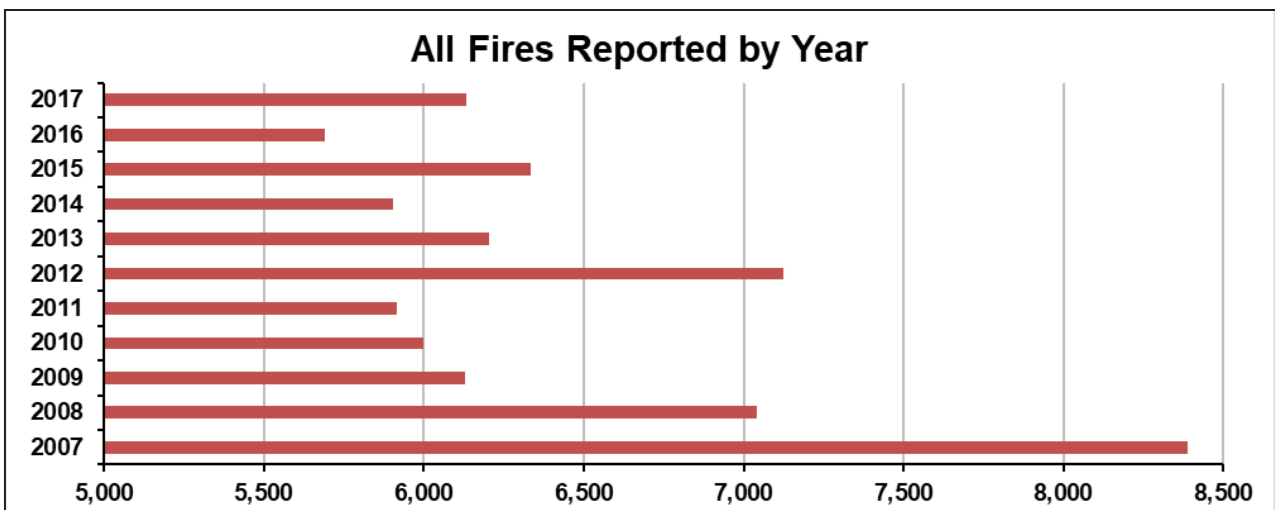
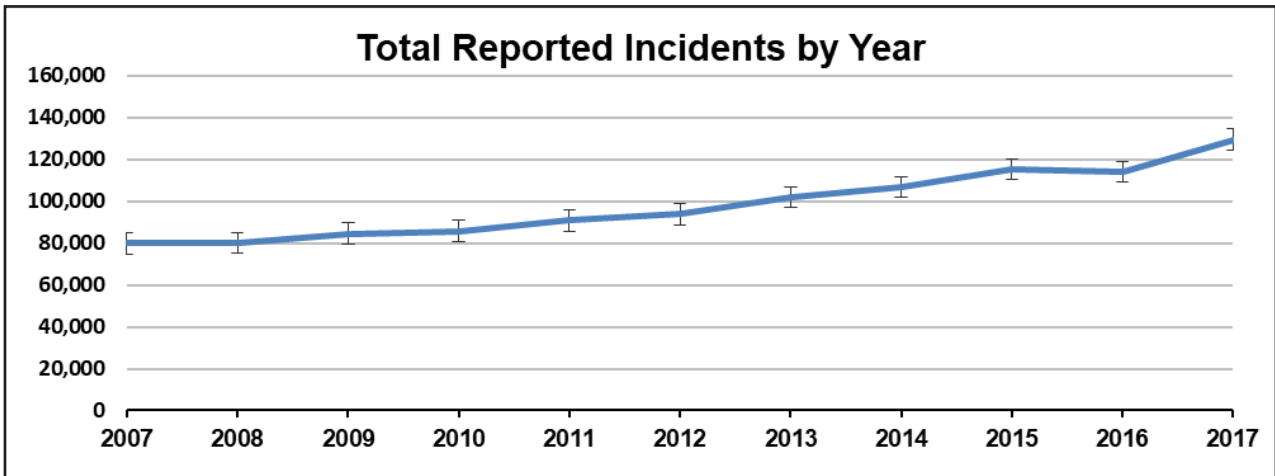
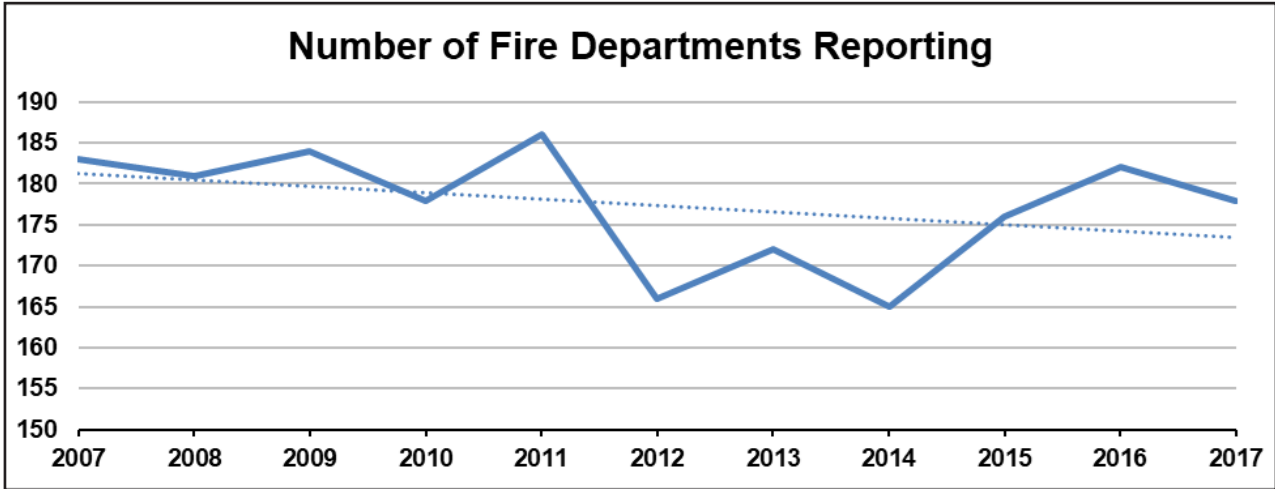
Idaho Code section 39-2603 require anyone who imports or sells fireworks at wholesale to be licensed by the State Fire Marshal's Office.

Fire Code Official Certifications



Idaho Code section 41-255(6) and IDAPA 18.01.43 require all persons enforcing the Idaho Fire Code to be trained and certified by the State Fire Marshal.

IDAHO FIRE DEPARTMENTS REPORTING TREND

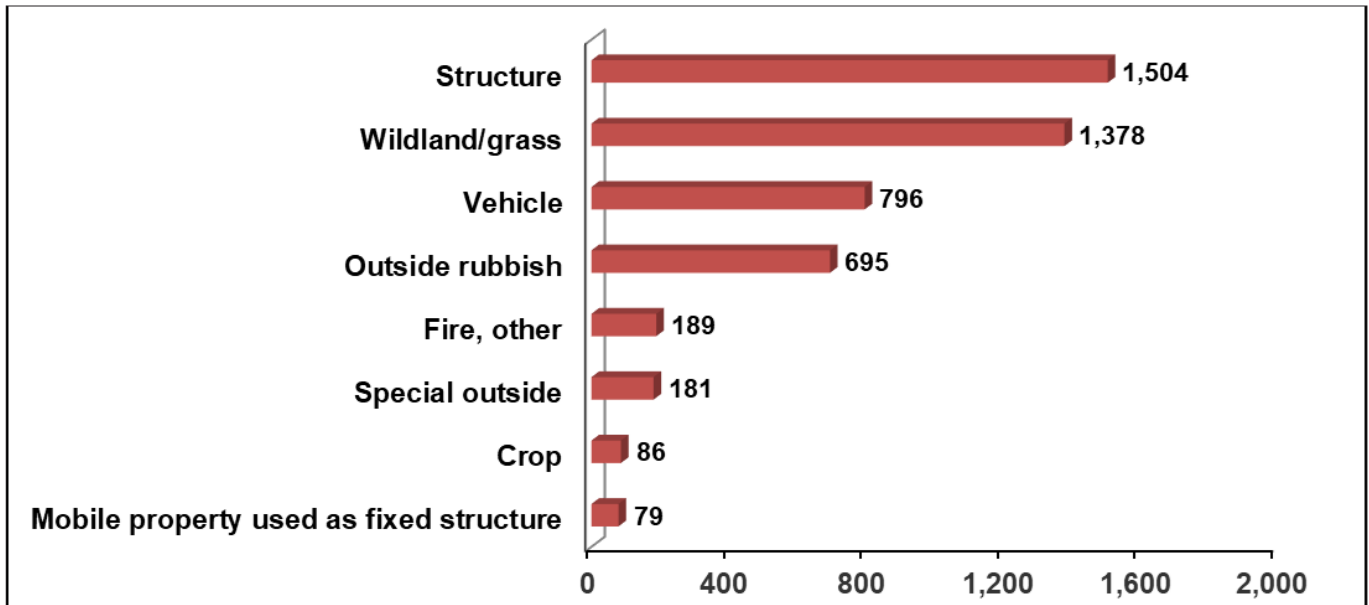


Departments NOT reporting for 2017

These departments did not submit incidents as of December 2017. Their reports may have an effect on the statistics.

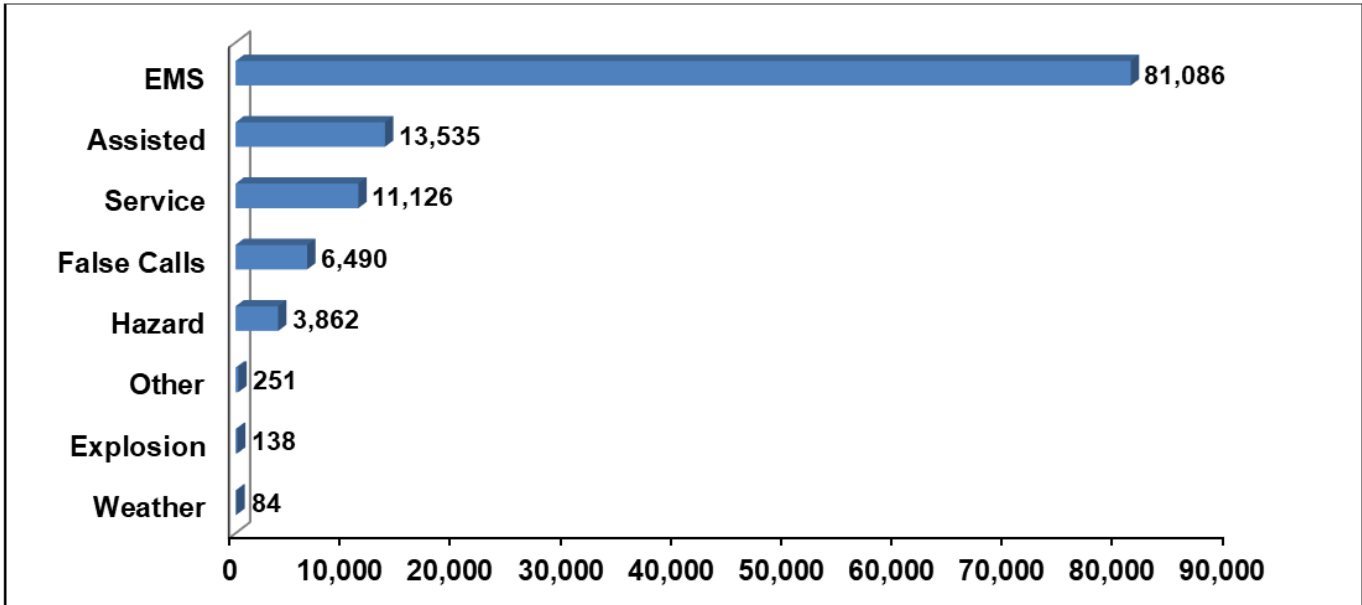
Aberdeen/Springfield Fire District (Bingham)	Pierce Volunteer Fire Department (Clearwater)
Ace Fire Protection Association Unit (Cassia)	Pocatello Valley Fire Department (Bannock)
Ammon Fire Department (Bonneville)	Prairie QRU & Fire (Elmore)
Arimo Fire Department (Bannock)	Richfield Fire Protection District (Lincoln)
Atomic City Fire Department (Bingham)	Riggins Fire Department (Idaho)
Bancroft Volunteer Fire Department (Caribou)	Roberts Fire Department (Jefferson)
Bear Fire District (Adams)	Salmon River Tract Rural Fire Protection District (Twin Falls)
Clearwater Potlatch Timber Prot. Assn. (Clearwater)	Shoshone County Fire Protection District #3 (Shoshone)
Cuprum Volunteer Fire Department (Adams)	Silver City Fire & Rescue, Inc. (Owyhee)
Downey Volunteer Fire District (Bannock)	Smiley Creek Fire Protection District (Blaine)
Dubois City Fire Department (Clark)	South Idaho Timber Protective Association (Valley)
Evergreen Rural Fire District (Clearwater)	St. Joe Valley Fire District (Shoshone)
Fairfield Fire Department (City of) (Camas)	Ucon Fire Department (Bonneville)
Ferdinand Fire Department (Idaho)	Upper Deer Flat Fire Protection District (Canyon)
Fernwood Fire Protection District (Benewah)	Upper Pack River Volunteer Fire Department (Bonner)
Genesee Fire Department (Latah)	Weippe Fire Department (Clearwater)
Grand View Fire Protection District (Owyhee)	White Bird Fire Department (Idaho)
Grangemont Fire Department (Clearwater)	Wilderness Ranch Fire Protection District (Boise)
High Valley Fire Protection Association (Valley)	Williams Lake Vol. Fire Protection District (Lemhi)
Horseshoe Bend Fire Department (Boise)	Winchester Rural Fire District (Lewis)
Horseshoe Bend Rural Fire District (Boise)	
IDOC (Ada)	
INL Fire Department (Butte)	
Island Park Fire Protection District (Fremont)	
McCammom Fire Department (Bannock)	
Midvale Fire Protection District (Washington)	
Moyie Springs Fire Department (Boundary)	
North Fork Fire Protection District (Lemhi)	
Oakley Fire Department (Cassia)	
Oasis Volunteer Fire Department (Elmore)	
Parma Rural Fire Protection District (Canyon)	

SUMMARY OF FIRE RESPONSES



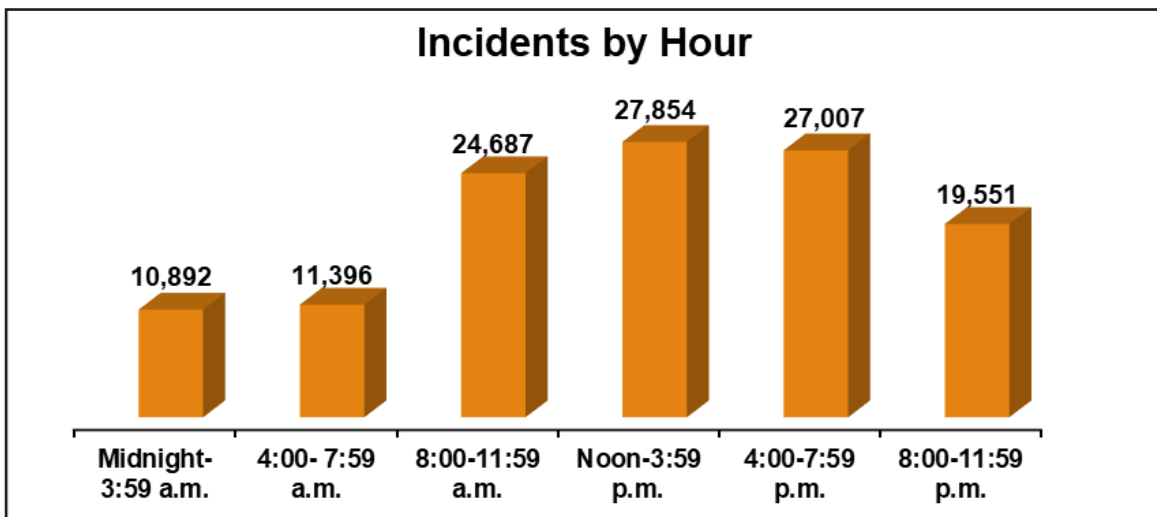
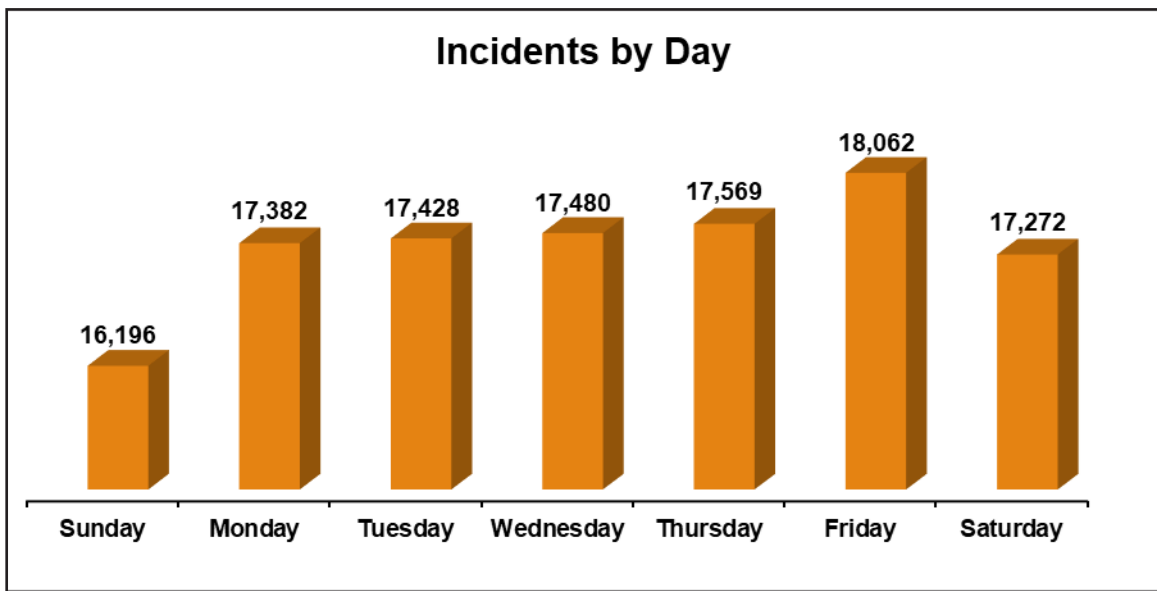
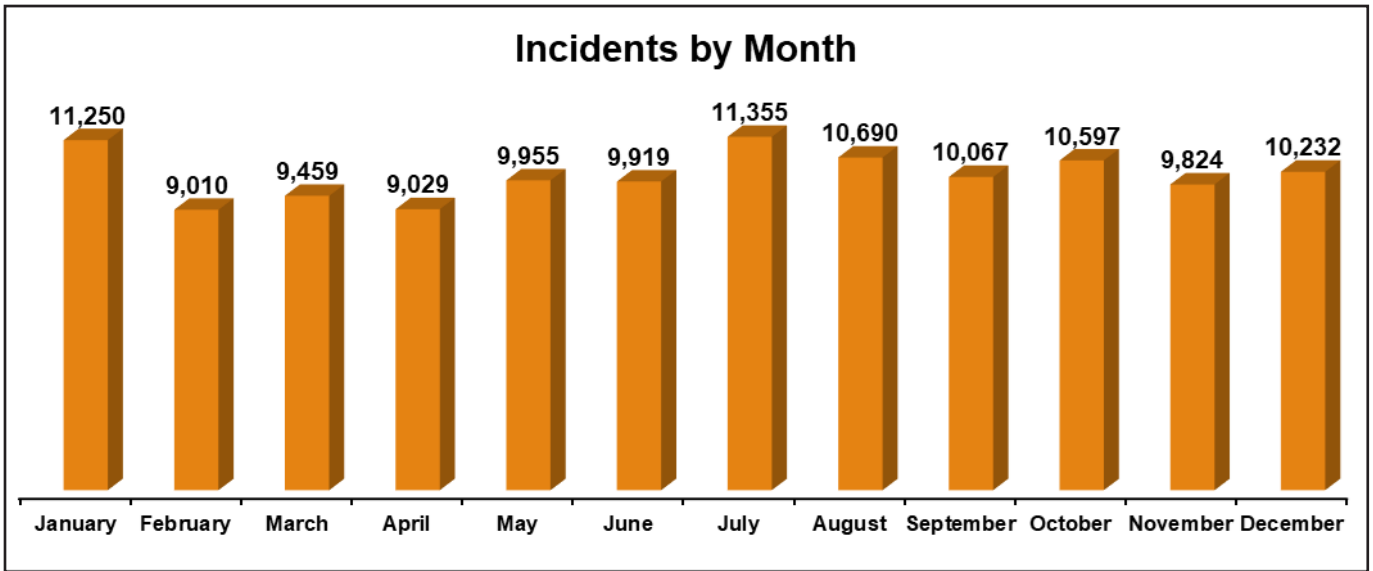
Fire Responses	Dollar Loss
Structure	\$395,574,449
Wildland/grass	\$1,605,150
Vehicle	\$8,839,312
Outside rubbish	\$40,213
Fire, other	\$68,201
Special outside	\$822,460
Crop	\$1,169,943
Mobile property used as fixed structure	\$965,401
Total	\$409,085,129

SUMMARY OF NON-FIRE RESPONSES

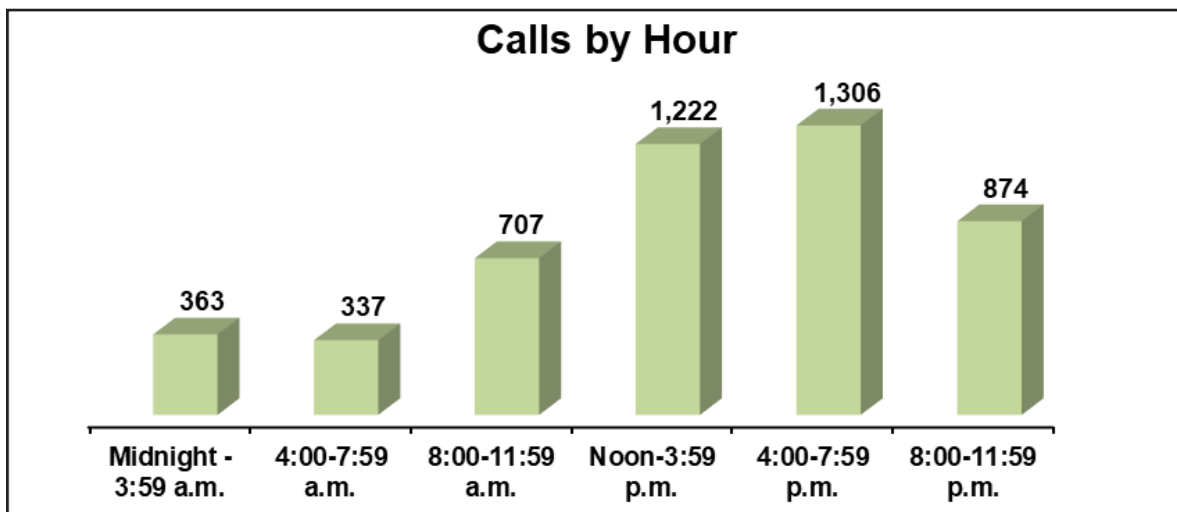
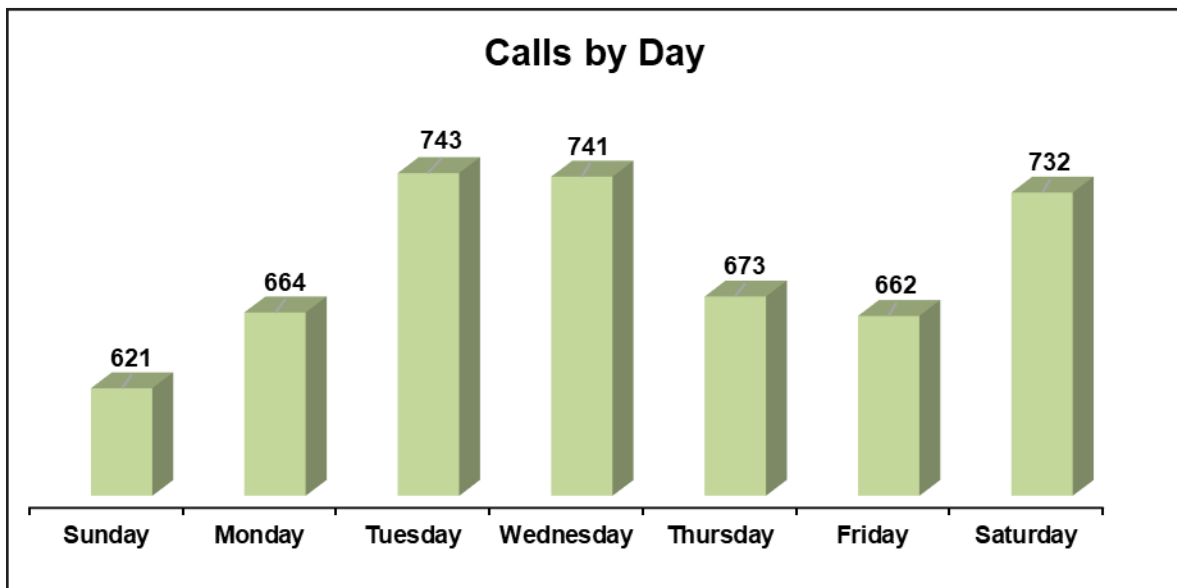
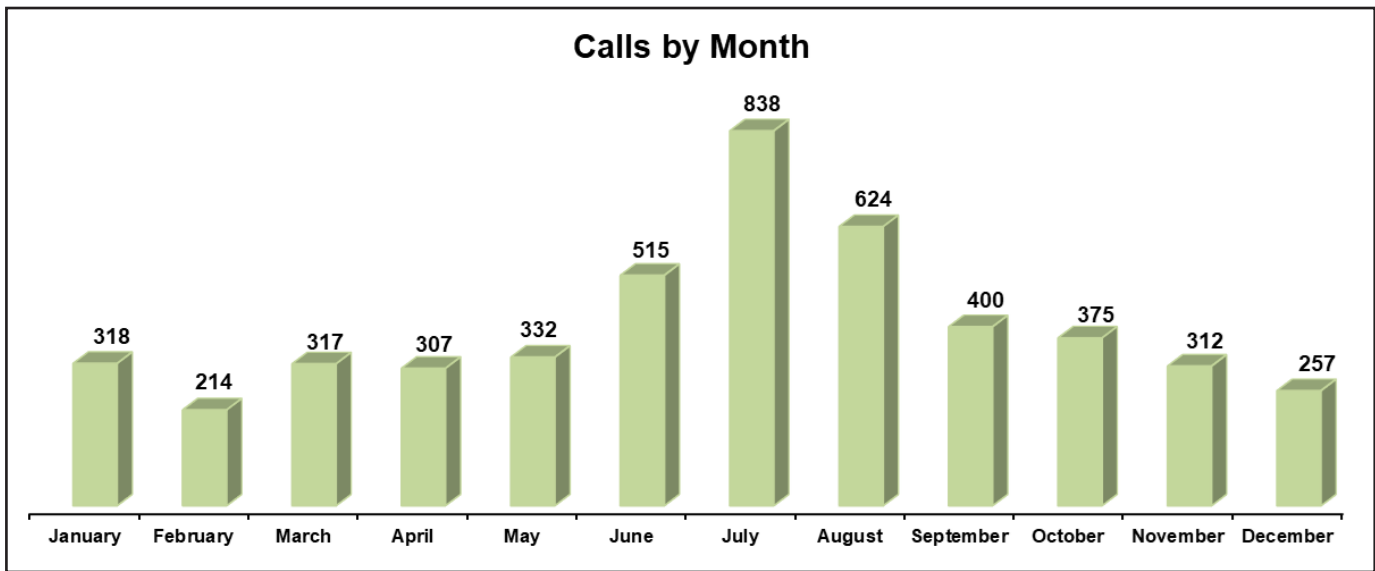


Response Type	Dollar Loss
EMS	\$306,049
Assisted	\$8,950
Service	\$101,200
False Calls	\$2,700
Hazard	\$1,356,362
Other	\$0
Explosion	\$15,400
Weather	\$0
Total	\$1,790,661

INCIDENT RESPONSES

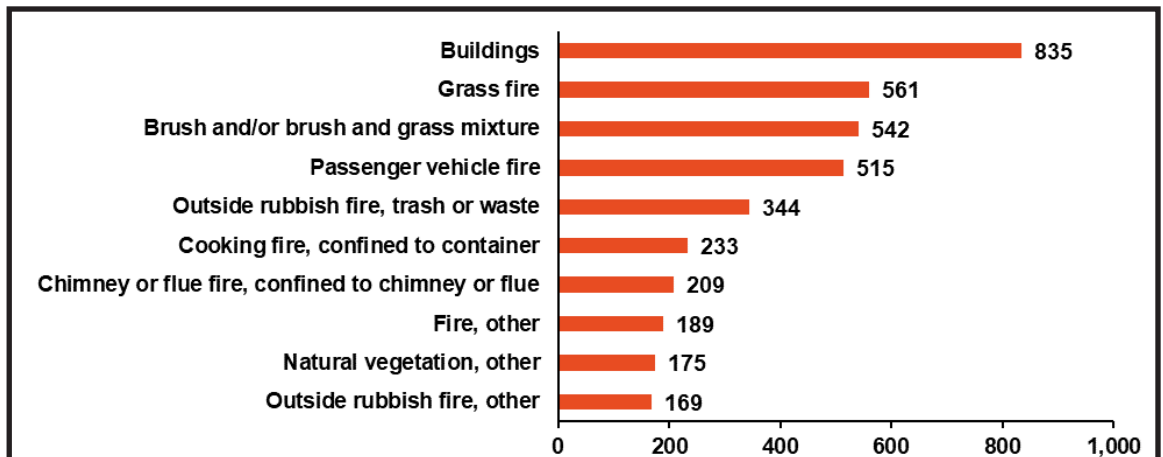


FIRE CALLS

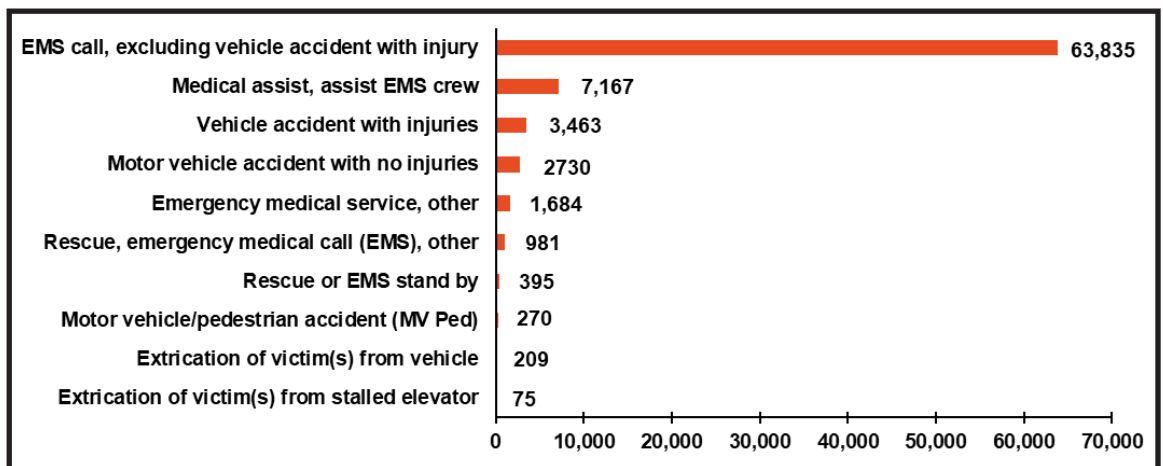


TOP 10 INCIDENT TYPES BY CATEGORIES

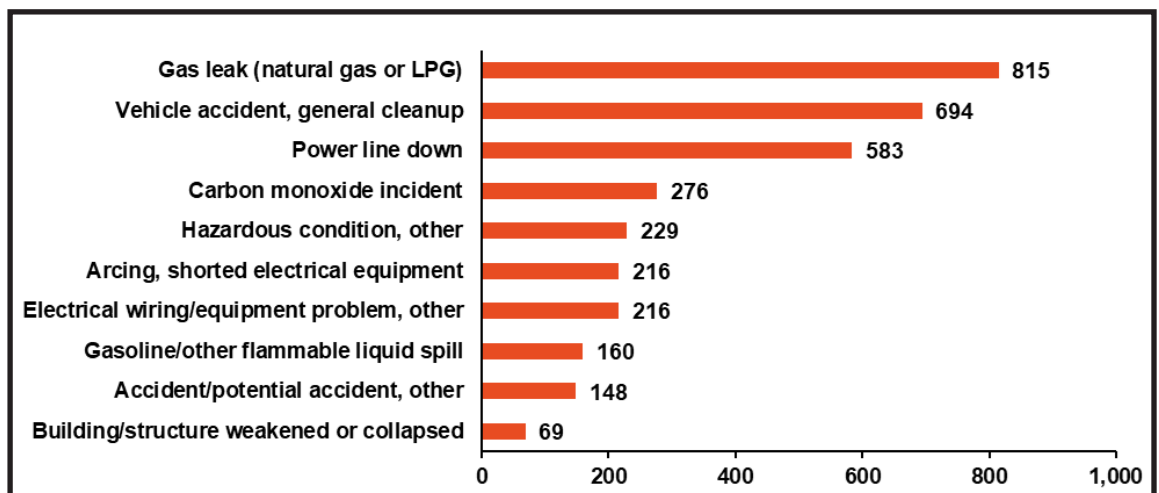
Fire

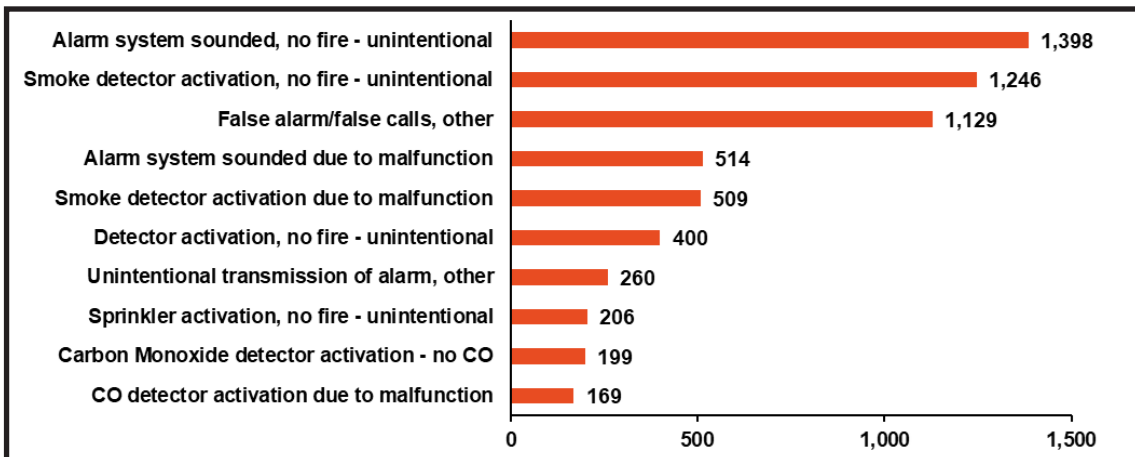


EMS

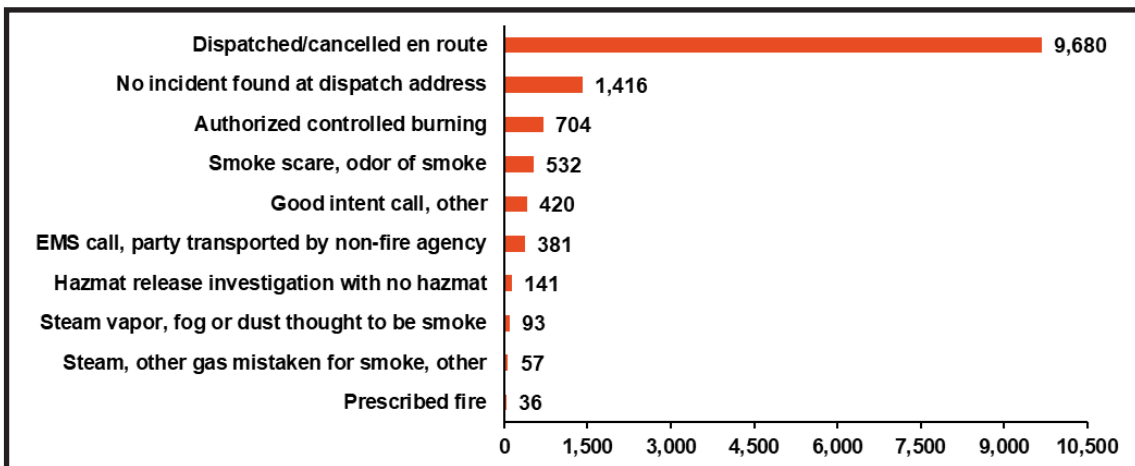


Hazardous Condition

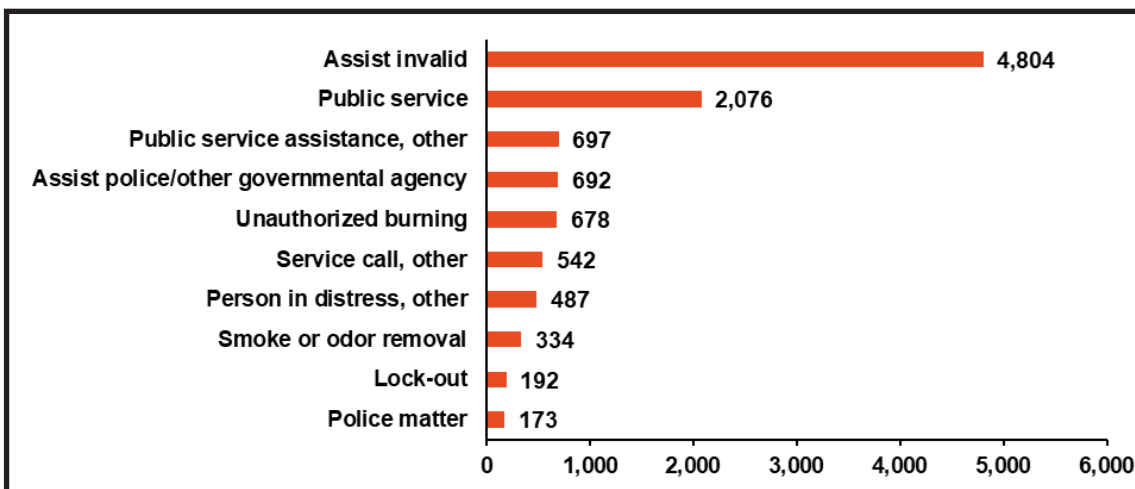




False Calls

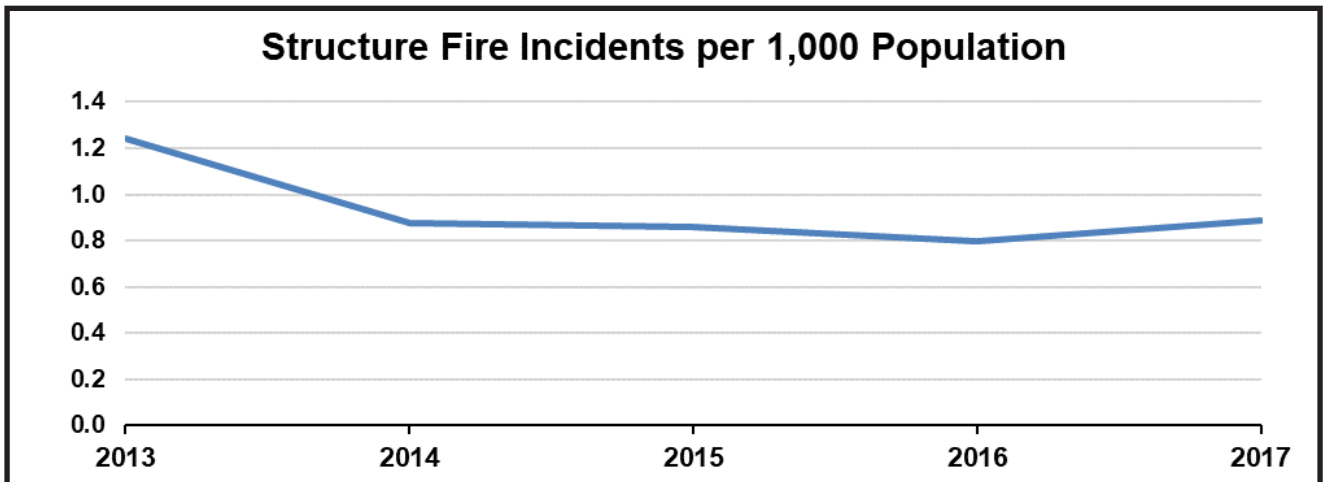
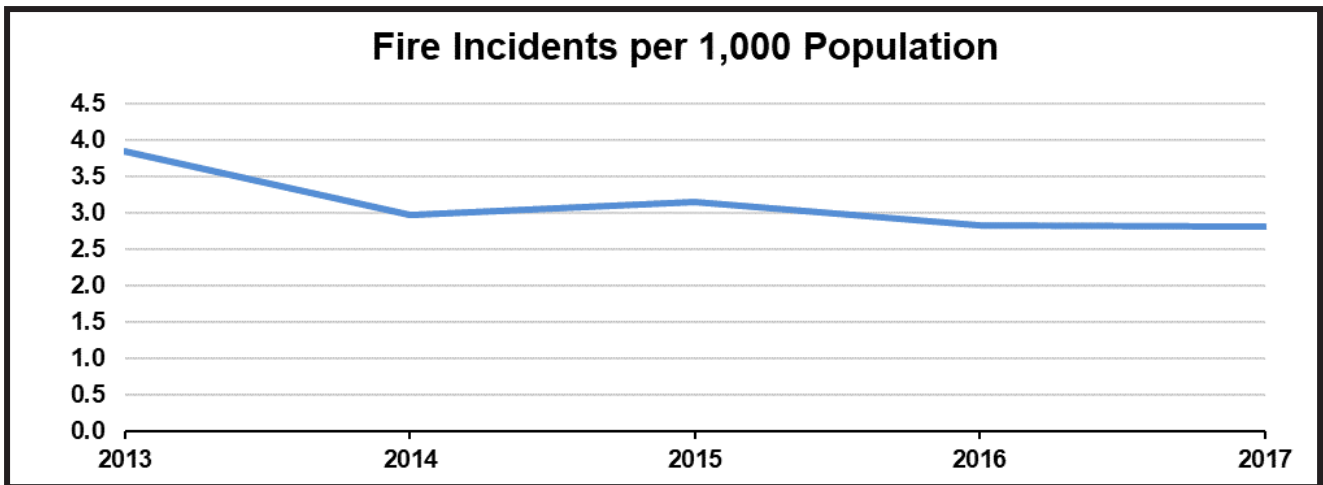
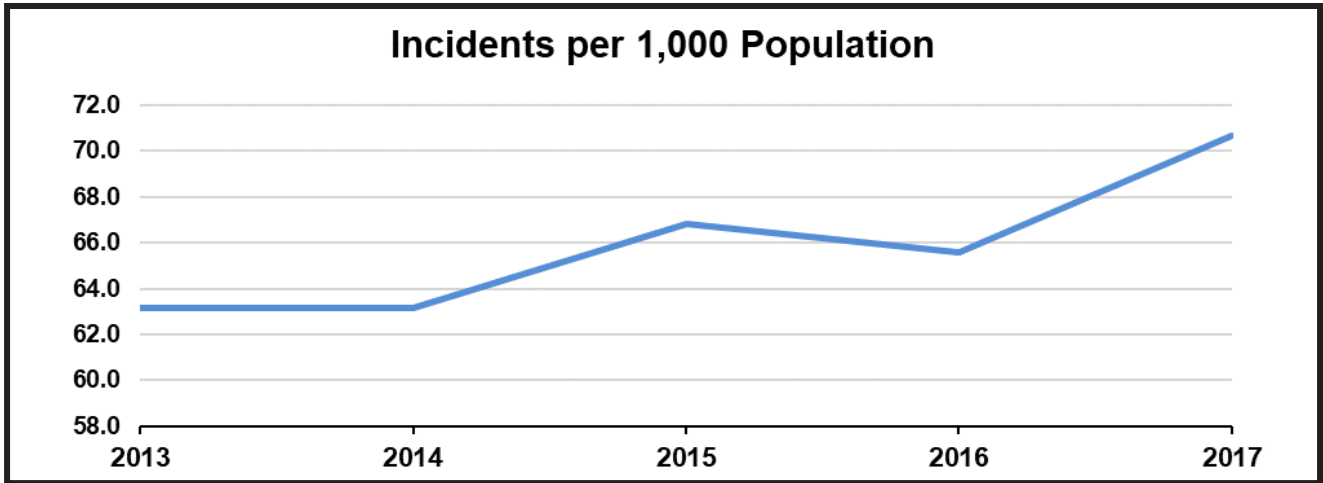


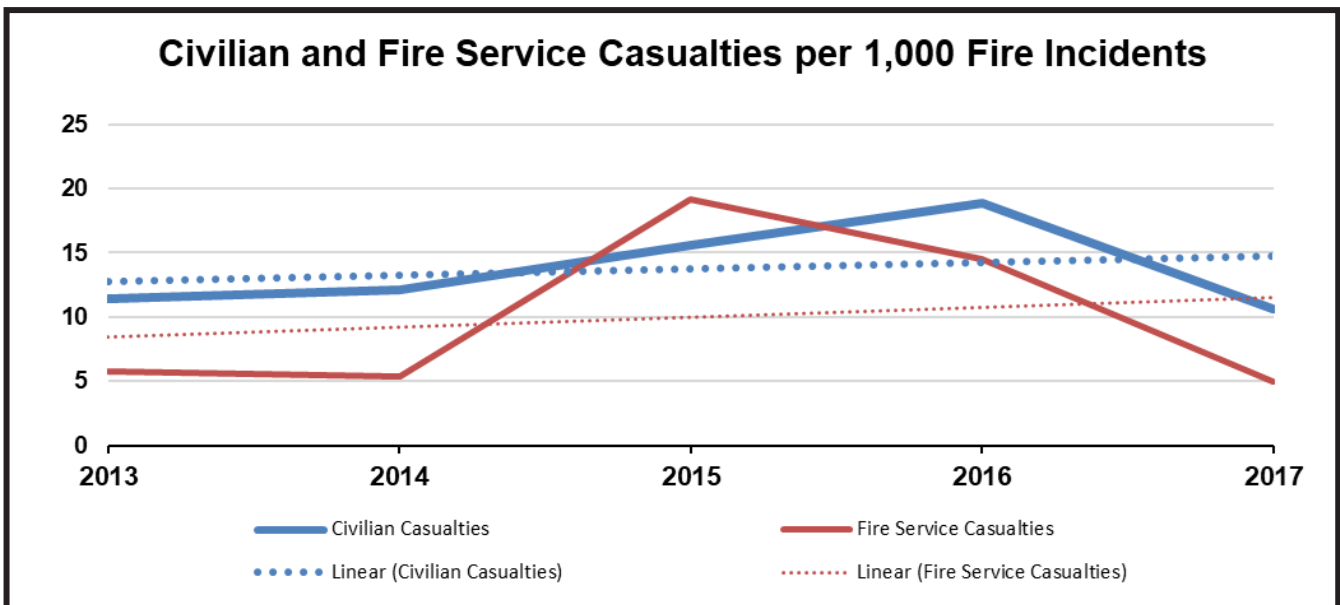
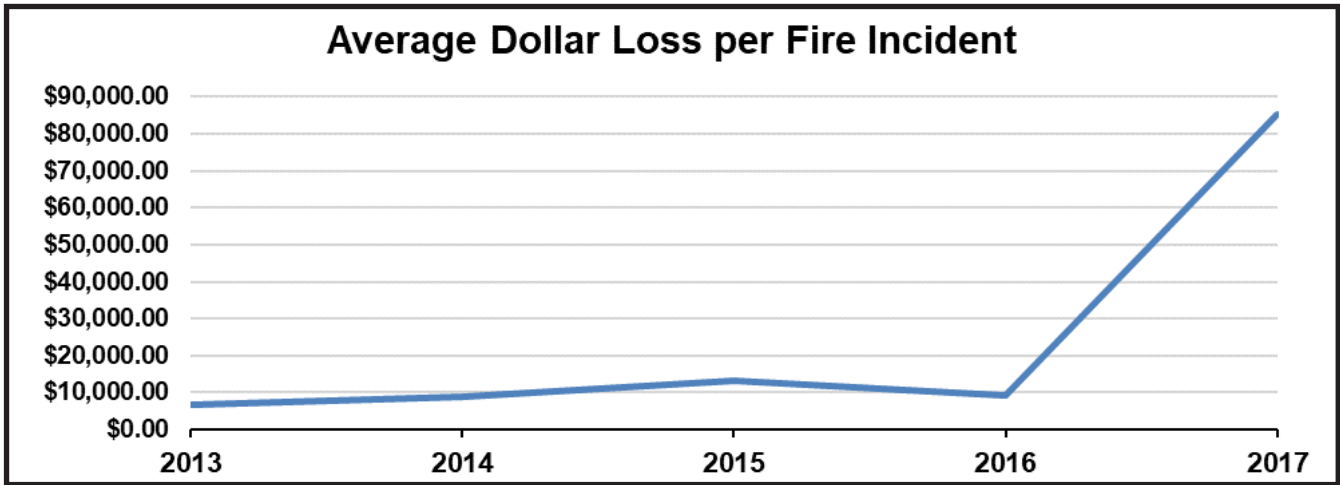
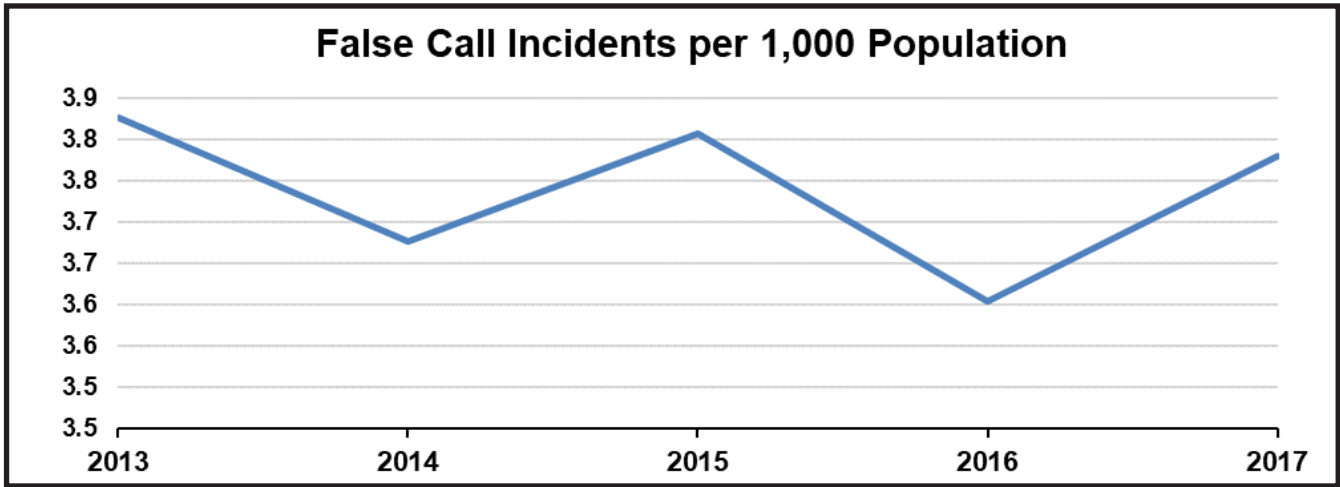
Good Intent



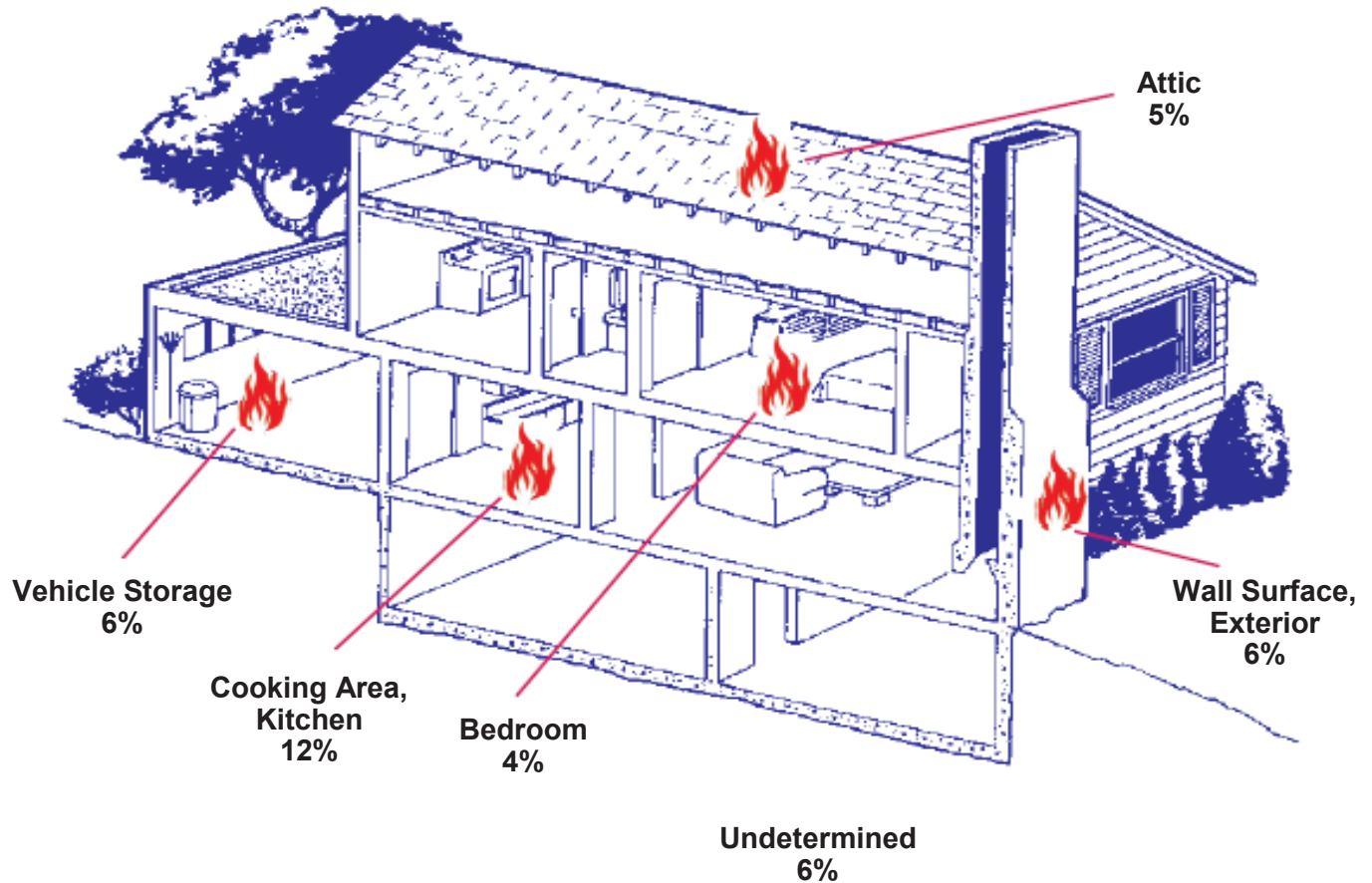
Service Call

FIVE-YEAR TRENDS





MOST FREQUENT RESIDENTIAL STRUCTURE FIRES



Area of Origin	Incident Count	Dollar Loss
Cooking area, kitchen	132	\$3,484,787
Bedroom - fewer than 5 persons	46	\$1,520,521
Vehicle storage area: garage, carport	64	\$3,645,900
Attic: vacant, crawl space above top story, cupola	56	\$5,608,275
Undetermined	80	\$356,025,205
Wall surface, exterior	69	\$1,662,450
Wall assembly	46	\$1,481,850
Exterior balcony, unenclosed porch	30	\$1,071,655
Common room, den, family room, lounge	39	\$3,767,800
Laundry area, wash house	28	\$372,688
Total	590	\$378,641,111

STRUCTURE FIRE BY TYPE

Type	Incident Count	Dollar Loss
Residential	1,153	\$30,797,205
Storage	114	\$2,851,083
Outside/special property	109	\$340,200
Mercantile	64	\$2,204,500
Assembly	36	\$352,180,111
Manufacturing	60	\$3,968,000
Health care/jail	15	\$3,013,150
Utility/Agriculture	25	\$266,500
Educational	10	\$500
Total	1,308	\$32,935,279

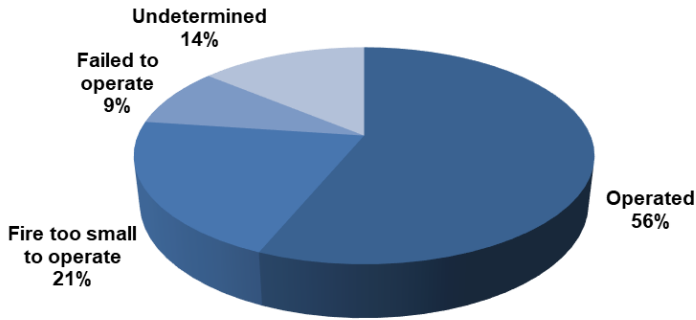
Structure Fire Loss

(\$1,000,000 or more)

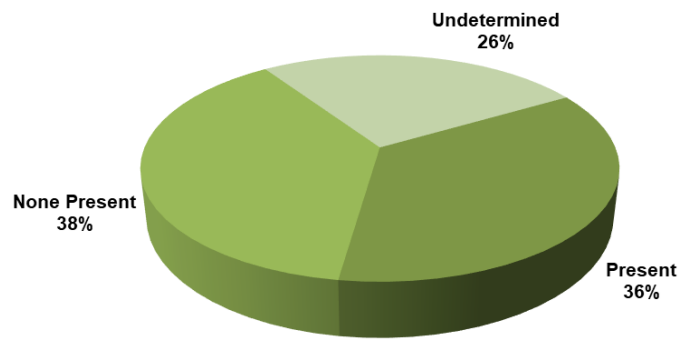
Estimated Dollar Loss	Date	Location	Responding Fire Department	Property Type	Cause of Fire
\$1,132,000	October 2017	Wendell	Wendell City Fire Department	Restaurant/Cafeteria	Heat from powered equipment
\$1,027,000	August 2017	Meridian	Meridian Fire Department	Residential	Undetermined
\$1,010,000	January 2017	Ketchum	Wood River Fire & Rescue	Residential	Undetermined
\$1,000,000	April 2017	Priest River	West Pend Oreille Fire District	Residential	Undetermined
\$1,000,000	June 2017	Menan	Central Fire District	Residential	Radiated, conducted heat from operating equipment

SMOKE DETECTOR PERFORMANCE

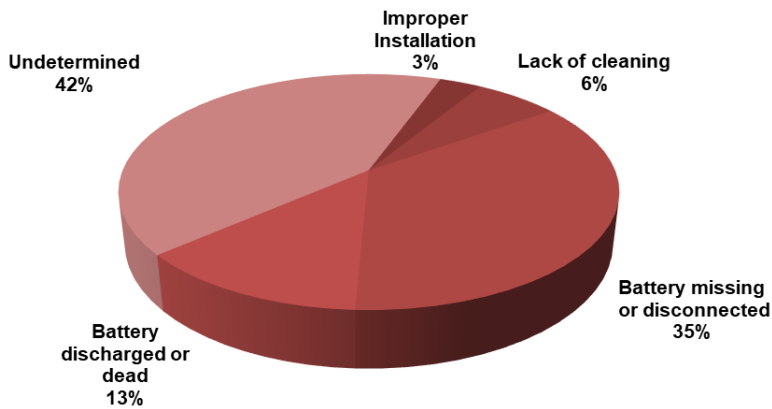
Detector Operation When Present



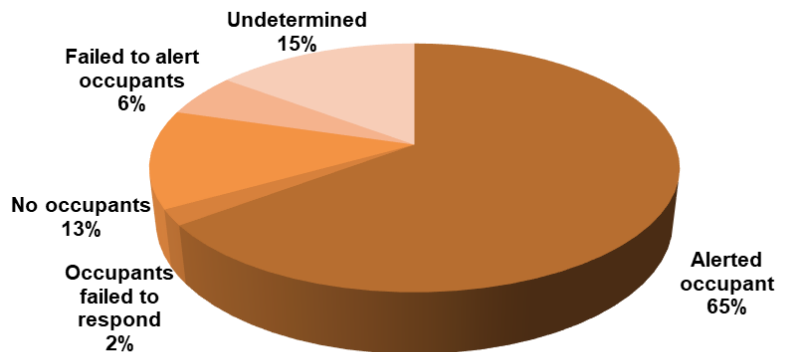
Detector Present



Detector Failure

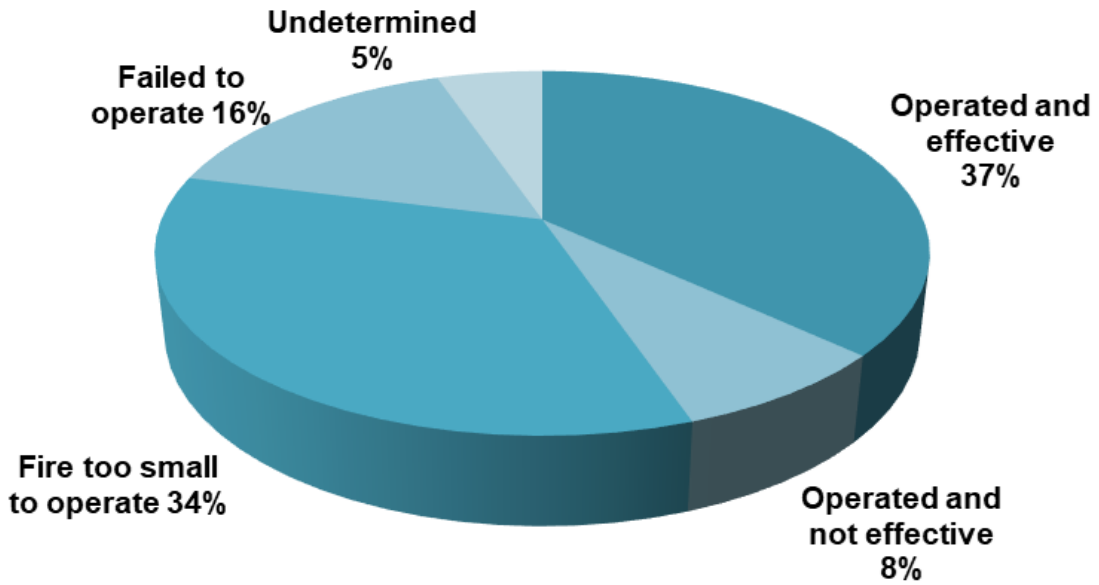


Detector Effectiveness When Present

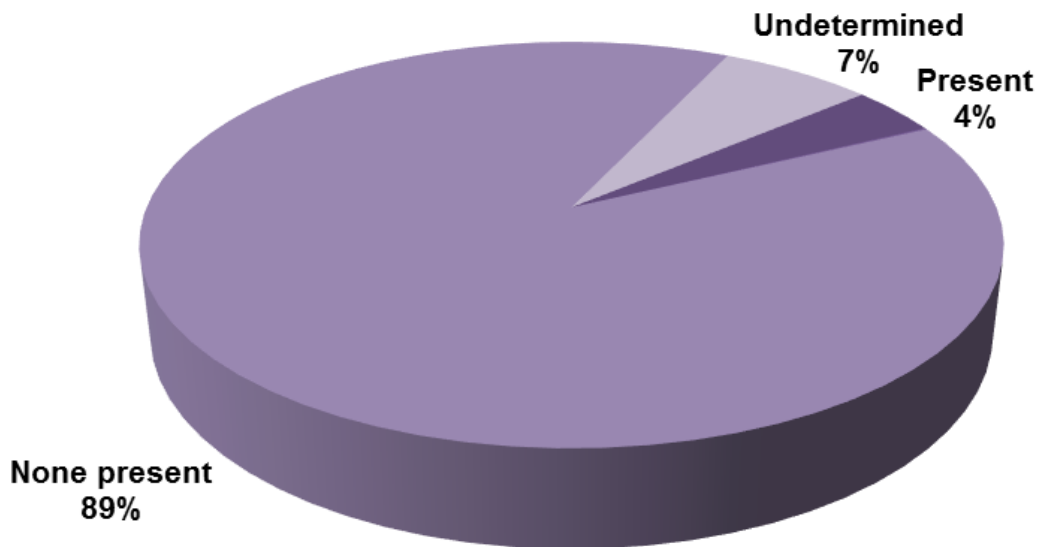


AUTOMATIC EXTINGUISHING SYSTEMS (AES)

AES Operated

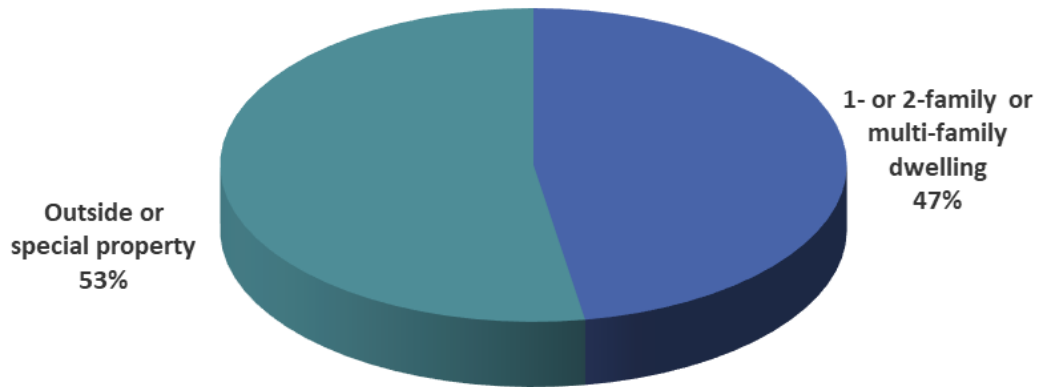


AES Present

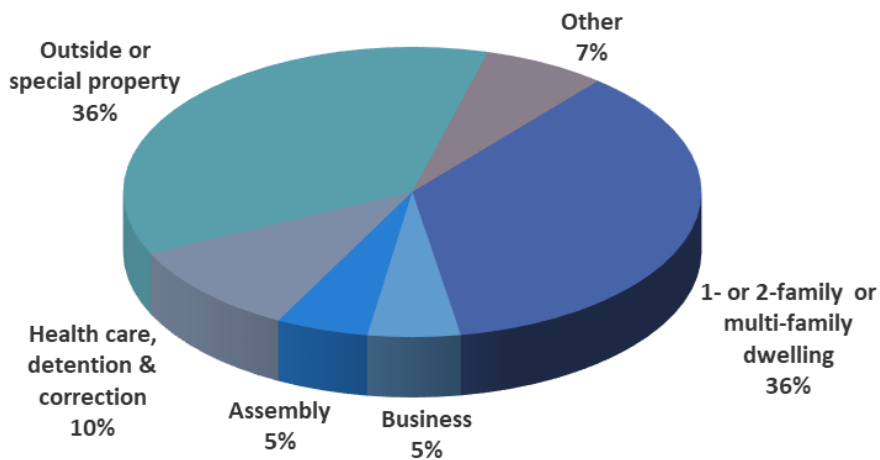


CIVILIAN FIRE CASUALTIES

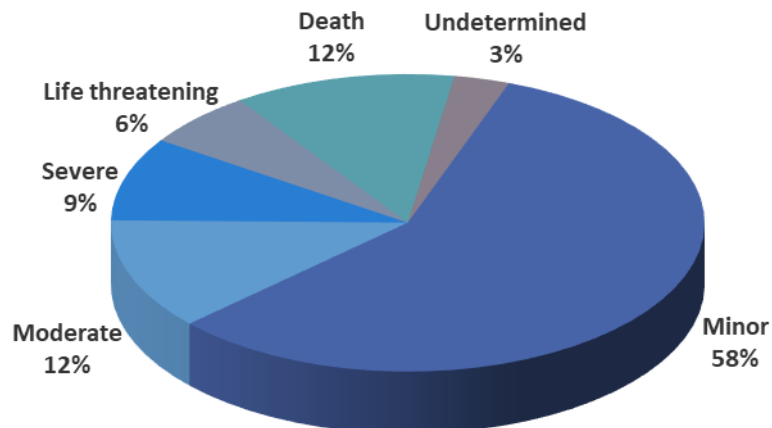
Civilian Fire Fatalities by Property Use



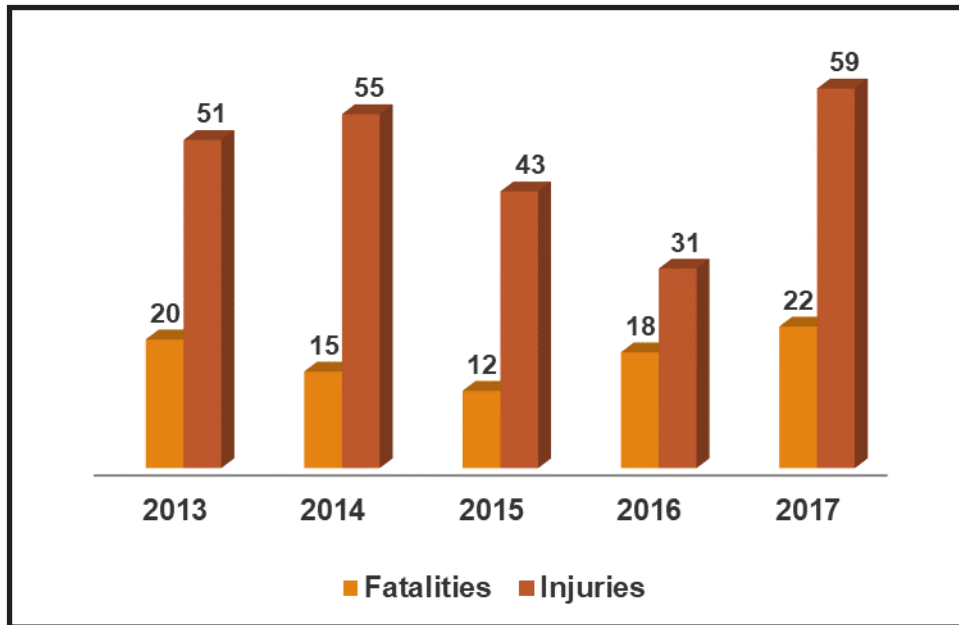
Civilian Fire Injuries by Property Use



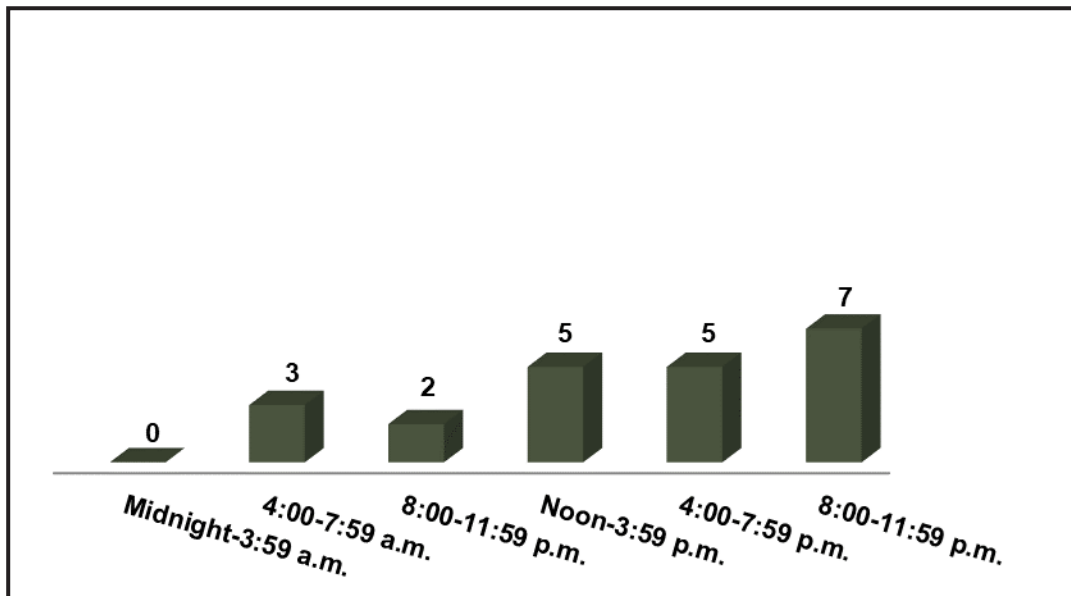
Civilian Fire Casualties by Severity



Civilian Casualties for Last Five Years

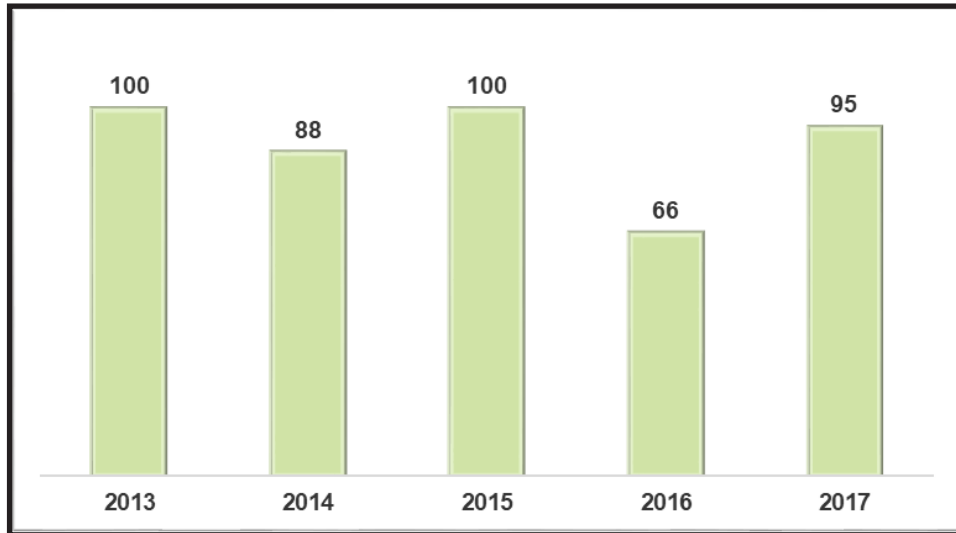


Civilian Fatalities by Hour

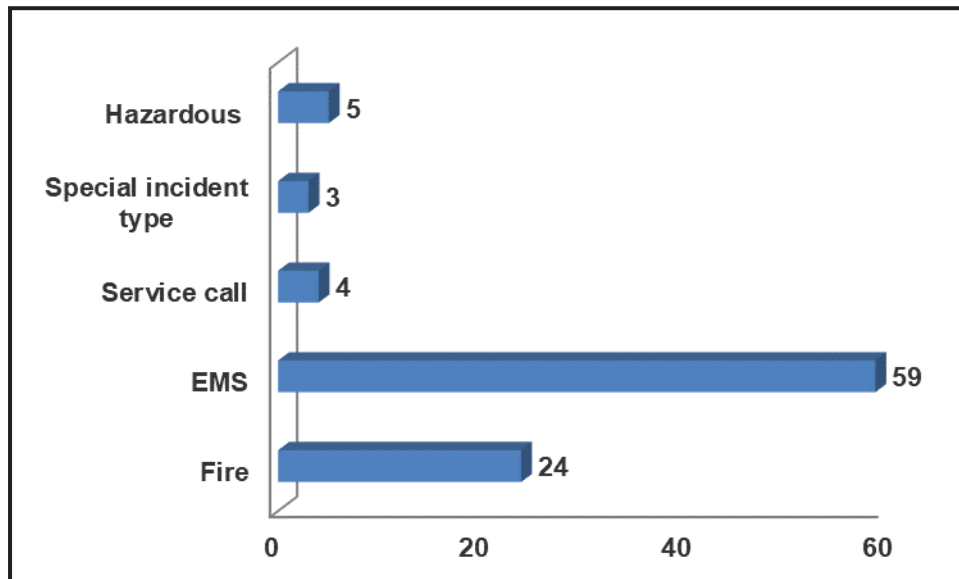


FIRE SERVICE CASUALTIES

Fire Service Injuries for the Last Five Years



Fire Service Injuries by Incident Type



COMPARISON OF 2016 AND 2017 POPULATIONS AND INCIDENTS

County	2017 Population	2016 Population	Difference	Total 2017 Incidents Reported	Total 2016 Incidents Reported	Difference	Total 2017 Fire Incidents Reported	Total 2016 Fire Incidents Reported	Difference
Ada	456,849	444,028	↑ 12,821	30,196	30,297	↓ -101	714	806	↓ -92
Adams	4,147	3,900	↑ 247	89	8	↑ 81	25	2	↑ 23
Bannock	85,269	84,377	↑ 892	9,420	8,389	↑ 1,031	184	165	↑ 19
Bear Lake	6,028	5,945	↑ 83	25	54	↓ -29	10	20	↓ -10
Benewah	9,184	9,092	↑ 92	474	471	↑ 3	38	34	↑ 4
Bingham	45,927	45,201	↑ 726	780	646	↑ 134	264	260	↑ 4
Blaine	22,024	21,791	↑ 233	2,562	2,370	↑ 192	94	75	↑ 19
Boise	7,290	7,124	↑ 166	347	331	↑ 16	43	33	↑ 10
Bonner	43,560	42,536	↑ 1,024	3,772	3,418	↑ 354	159	130	↑ 29
Bonneville	114,595	112,232	↑ 2,363	4,860	3,536	↑ 1,324	72	172	↓ -100
Boundary	11,922	11,681	↑ 241	434	406	↑ 28	36	68	↓ -32
Butte	2,602	2,501	↑ 101	18	20	↓ -2	7	9	↓ -2
Camas	1,102	1,072	↑ 30	3	4	↓ -1	1	2	↓ -1
Canyon	216,699	211,698	↑ 5,001	17,578	15,480	↑ 2,098	516	506	↑ 10
Caribou	7,034	6,887	↑ 147	45	50	↓ -5	23	27	↓ -4
Cassia	23,664	23,504	↑ 160	969	875	↑ 94	91	83	↑ 8
Clark	873	860	↑ 13	0	0	0	0	0	0
Clearwater	8,546	8,497	↑ 49	103	104	↓ -1	22	15	↑ 7
Custer	4,172	4,096	↑ 76	62	57	↑ 5	20	22	↓ -2
Elmore	26,823	26,018	↑ 805	291	274	↑ 17	108	81	↑ 27
Franklin	13,564	13,406	↑ 158	138	131	↑ 7	47	38	↑ 9
Fremont	13,094	12,943	↑ 151	61	90	↓ -29	26	42	↓ -16
Gem	17,379	17,184	↑ 195	452	365	↑ 87	108	111	↓ -3
Gooding	15,124	15,185	↓ -61	975	814	↑ 161	149	120	↑ 29
Idaho	16,369	16,156	↑ 213	133	98	↑ 35	80	59	↑ 21
Jefferson	28,446	27,839	↑ 607	156	194	↓ -38	92	111	↓ -19
Jerome	23,627	22,994	↑ 633	1,537	1,378	↑ 159	180	153	↑ 27
Kootenai	157,637	154,311	↑ 3,326	20,109	19,186	↑ 923	407	394	↑ 13
Latah	39,333	39,196	↑ 137	2,217	2,317	↓ -100	96	93	↑ 3
Lemhi	7,875	7,723	↑ 152	91	39	↑ 52	44	14	↑ 30
Lewis	3,887	3,853	↑ 34	576	459	↑ 117	35	28	↑ 7
Lincoln	5318	5271	↑ 47	4	0	0	1	0	↑ 1
Madison	39,141	39,048	↑ 93	677	739	↓ -62	86	81	↑ 5
Minidoka	20,729	20,616	↑ 113	1,133	1,096	↑ 37	140	118	↑ 22
Nez Perce	40,385	40,369	↑ 16	7,423	7,166	↑ 257	121	99	↑ 22
Oneida	4,427	4,343	↑ 84	39	35	↑ 4	33	30	↑ 3
Owyhee	11,628	11,389	↑ 239	185	251	↓ -66	76	114	↓ -38
Payette	23,215	23,026	↑ 189	1,465	1,278	↑ 187	90	95	↓ -5
Power	7,600	7,654	↓ -54	54	75	↓ -21	22	31	↓ -9
Shoshone	12,542	12,452	↑ 90	1,659	1,496	↑ 163	84	66	↑ 18
Teton	11,381	10,960	↑ 421	695	485	↑ 210	53	35	↑ 18
Twin Falls	85,124	83,514	↑ 1,610	7,596	4,015	↑ 3,581	309	239	↑ 70
Valley	10,687	10,496	↑ 191	1,792	1,740	↑ 52	62	63	↓ -1
Washington	10,121	10,172	↓ -51	209	152	↑ 57	42	42	0
TOTALS	1,716,943	1,683,140	33,803	121,404	110,389	11,015	4,810	4,686	124

FIRE DEPARTMENTS	POPULATION PROTECTED	CAREER FF	VOLUNTEER FF	FUNDING	FIRE	EXPOSURES	EMS	FALSE CALLS	MUTUAL AID GIVEN	OTHER INCIDENTS	TOTALS	\$ FIRE LOSS	FIRE SVC INJURY	FIRE SVC FATALITY	CIVILIAN FATALITY	CIVILIAN INJURY	
ADA COUNTY																	
BOISE FIRE DEPARTMENT	220,000	246	0	Tax Base	402	1	13,075	1,314	2,649	5,154	22,595	\$1,682,522	0	6	0	6	
EAGLE FIRE PROTECTION DISTRICT	25,000	43	20	Tax Base	55	0	1,081	120	528	500	2,284	\$359,290.00	0	0	0	0	
IDAHO DEPT OF CORRECTIONS FIRE DEPARTMENT	6,000	20	0	Tax Base	0	0	0	0	0	0	0	\$0	0	0	0	0	
KUNA RURAL FIRE DISTRICT	25,000	12	0	Tax Base	68	0	976	130	63	396	1,633	\$752,800	0	0	0	0	
MERIDIAN FIRE DEPARTMENT	102,000	65	0	Tax Base	164	0	3,758	454	687	1,856	6,919	\$2,100,710	0	0	3	1	
STAR JOINT FIRE PROTECTION DISTRICT	10,700	13	0	Tax Base	25	0	379	26	108	263	801	\$16,000	0	0	0	0	
TOTALS	388,700	399	20		714	1	19,269	2,044	4,035	8,169	34,232	\$4,911,322	0	6	3	7	
ADAMS COUNTY																	
BEAR FIRE DISTRICT	37	0	12	Grants	0	0	0	0	0	0	0	\$0	0	0	0	0	
COUNCIL VALLEY VOLUNTEER FIRE DEPARTMENT	1,000	0	15	Tax Base	12	0	21	1	0	12	46	\$941,800	0	0	0	0	
CUPRUM VOLUNTEER FIRE DEPARTMENT	12	0	4	Subscription Dues	0	0	0	0	0	0	0	\$0	0	0	0	0	
INDIAN VALLEY RURAL FIRE DEPARTMENT	800	0	23	Tax Base	5	0	1	0	16	0	22	\$0	0	0	0	0	
MEADOWS VALLEY FIRE PROTECTION DISTRICT	1,000	0	12	Tax Base	8	0	24	1	3	4	40	\$15,000	0	0	0	0	
TOTALS	2,849	0	66		25	0	46	2	19	16	108	\$956,800	0	0	0	0	
BANNOCK COUNTY																	
ARIMDA FIRE DEPARTMENT	314	0	8	Tax Base	0	0	0	0	0	0	0	\$0	0	0	0	0	
CHUBBUCK FIRE DEPARTMENT	25,000	10	20	Tax Base	41	0	803	47	17	185	1,093	\$505,500	0	1	0	0	
DOWNEY VOLUNTEER FIRE DISTRICT	1,500	0	12	Tax Base	0	0	0	0	0	0	0	\$0	0	0	0	0	
INKOM FIRE DEPARTMENT	2,500	0	18	Tax Base	5	0	0	4	12	7	28	\$150,150	0	0	0	0	
LAVA HOT SPRINGS VOLUNTEER FIRE DEPARTMENT	1,900	0	18	Tax Base	5	0	0	1	4	8	18	\$10,000	0	0	0	1	
MCCAMMON FIRE DEPARTMENT	2,000	0	10	Tax Base	0	0	0	0	0	0	0	\$0	0	0	0	0	
POCATELLO FIRE DEPARTMENT	56,800	80	0	Tax Base	133	4	6,953	347	6	881	8,324	\$4,144,714	0	2	0	14	
POCATELLO VALLEY FIRE DEPARTMENT	8,500	0	30	Private	0	0	0	0	0	0	0	\$0	0	0	0	0	
TOTALS	98,514	90	116		184	4	7,756	399	39	1,081	9,463	\$4,810,364	0	3	0	15	
BEAR LAKE COUNTY																	
BEAR LAKE VOLUNTEER FIRE PROTECTION DISTRICT	2,300	0	0	Tax Base	5	0	0	3	0	2	10	\$0	0	0	0	0	
MONTPELIER FIRE DEPARTMENT	2,650	0	21	Tax Base	5	0	2	5	0	3	15	\$2,500	0	0	0	0	
TOTALS	4,950	0	21		10	0	2	8	0	5	25	\$2,500	0	0	0	0	
BENEWAH COUNTY																	
EMIDA FIRE PROTECTION DISTRICT	400	0	12	Tax Base	0	0	3	0	9	2	14	\$0	0	0	0	0	
FERNWOOD RURAL FIRE PROTECTION DISTRICT	1,500	0	15	Tax Base	0	0	0	0	0	0	0	\$0	0	0	0	0	
GATEWAY FIRE PROTECTION DISTRICT	2,500	1	12	Tax Base	13	0	280	1	26	41	361	\$1,500	0	0	0	0	
ST. MARIES FIRE PROTECTION DISTRICT	4,000	2	35	Tax Base	24	0	45	8	6	55	138	\$2,213,500	0	1	0	0	
TENSED RURAL FIRE DISTRICT	350	0	16	Tax Base	1	0	1	0	0	2	2	\$50,000	0	0	0	0	
TOTALS	8,750	3	90		38	0	329	9	41	98	515	\$2,265,000	0	1	0	0	
BINGHAM COUNTY																	
ABERDEEN/SPRINGFIELD FIRE DISTRICT	2,000	0	25	Tax Base	0	0	0	0	0	0	0	\$0	0	0	0	0	
ATOMIC CITY FIRE DEPARTMENT	400	0	11	Grants	0	0	0	0	0	0	0	\$0	0	0	0	0	
BLACKFOOT FIRE DEPARTMENT	35,000	29	10	Tax Base	186	0	7	111	13	207	524	\$1,100,400	0	0	0	0	
FORT HALL FIRE & EMS DISTRICT	6,500	20	4	Tribal Funds	60	0	15	37	4	52	168	\$175,750	0	0	0	0	
SHELLEY RURAL FIRE DISTRICT	8,000	0	20	Tax Base	18	0	55	11	6	21	111	\$24,800	0	0	0	0	
TOTALS	51,900	49	70		264	0	77	159	23	280	803	\$1,300,950	0	0	0	0	

FIRE DEPARTMENTS	POPULATION PROTECTED	CAREER FF	VOLUNTEER FF	FUNDING	FIRE	EXPOSURES	EMS	FALSE CALLS	MUTUAL AID GIVEN	OTHER INCIDENTS	TOTALS	\$ FIRE LOSS	FIRE SVC FATALITY	FIRE SVC INJURY	CIVILIAN FATALITY	CIVILIAN INJURY	
BLAINE COUNTY																	
BELLEVUE FIRE DEPARTMENT	2,400	0	17	Tax Base	3	0	0	0	6	31	29	69	\$250,500	0	0	0	0
CAREY RURAL FIRE PROTECTION DISTRICT	1,475	0	19	Tax Base	9	0	8	1	9	12	38	38	\$55,560	0	0	0	0
HAILEY FIRE DEPARTMENT	10,000	3	31	Tax Base	34	0	330	59	10	94	94	527	\$71,350	0	0	0	0
KETCHUM FIRE DEPARTMENT	5,000	9	37	Tax Base	20	0	586	112	36	212	966	\$556,100	0	0	0	0	0
SMILEY CREEK RURAL FIRE PROTECTION DISTRICT	120	0	14	Tax Base	0	0	0	0	0	0	0	0	\$0	0	0	0	0
SUN VALLEY FIRE DEPARTMENT	15,000	0	22	Tax Base	6	0	106	38	13	55	218	\$2,100	0	0	0	0	0
WOOD RIVER FIRE & RESCUE	5,000	11	28	Tax Base	22	0	716	12	26	92	868	\$1,064,000	0	0	0	0	0
TOTALS	38,995	23	168		94	0	1,746	228	125	494	2,687	\$1,999,600	0	0	0	0	0
BOISE COUNTY																	
CENTERVILLE VOLUNTEER FIRE DEPARTMENT	500	0	9	Subscription Dues	1	0	5	0	0	0	6	\$0	0	0	0	0	0
CLEAR CREEK VOLUNTEER FIRE DEPARTMENT	520	0	20	Donations	6	0	0	0	11	0	17	\$0	0	0	0	0	0
GARDEN VALLEY FIRE PROTECTION DISTRICT	3,800	2	28	Tax Base	12	0	170	1	10	43	236	\$220,088	0	0	0	0	0
HORSESHOE BEND FIRE DISTRICT	1,750	0	18	Tax Base	10	1	33	3	4	9	60	\$3,200	0	0	2	3	0
IDAHO CITY VOLUNTEER FIRE DEPARTMENT	2,000	0	12	Tax Base	4	0	3	0	0	15	22	\$500	0	0	0	0	0
LOWMAN VOLUNTEER FIRE DISTRICT, INC	300	0	12	Subscription Dues	2	0	2	0	1	7	12	\$0	0	0	0	0	0
PLACERVILLE FIRE PROTECTION DISTRICT	600	0	18	Tax Base	0	0	0	1	4	0	5	\$0	0	0	0	0	0
ROBIE CREEK VOLUNTEER FIRE DEPARTMENT	450	0	9	Subscription Dues	5	0	4	0	5	5	19	\$0	0	0	0	0	0
VALLEY OF THE PINES VOLUNTEER FIRE DEPARTMENT	650	0	12	Subscription Dues	3	0	1	2	4	0	10	\$0	0	0	0	0	0
WILDERNESS RANCH FIRE PROTECTION DISTRICT	2,100	1	31	Tax Base	0	0	0	0	0	0	0	\$0	0	0	0	0	0
TOTALS	12,670	3	169		43	1	218	7	39	79	387	\$223,788	0	0	2	3	0
BONNER COUNTY																	
CLARK FORK FIRE & RESCUE	2,900	0	12	Tax Base	7	0	22	3	0	5	37	\$0	0	0	0	0	0
COOLIN-CAVANAUGH BAY FIRE PROTECTION DISTRICT	400	0	35	Tax Base	3	0	3	2	9	12	29	\$65,000	0	0	0	0	0
NORTH OF THE NARROWS FIRE DISTRICT	900	1	30	Tax Base	1	0	0	0	0	0	2	\$0	0	0	0	0	0
NORTHSIDE FIRE DISTRICT	10,000	3	25	Tax Base	29	1	376	19	27	230	682	\$383,700	0	0	0	0	0
SAGLE FIRE DISTRICT	8,500	9	33	Tax Base	47	0	461	8	38	309	863	\$2,493,750	0	0	0	0	0
SAM OWEN FIRE DISTRICT	1,500	0	18	Tax Base	10	0	43	0	9	28	90	\$0	0	0	1	0	0
SANDPOINT FIRE DEPARTMENT	7,500	8	20	Tax Base	27	0	832	69	75	333	1,336	\$57,702	0	0	0	0	0
SCHWEITZER FIRE DISTRICT	4,000	2	10	Tax Base	1	0	58	7	0	11	77	\$5,100	0	0	0	0	0
UPPER PACK RIVER VOLUNTEER FIRE DEPARTMENT	0	0	0	Tax Base	0	0	0	0	0	0	0	\$0	0	0	0	0	0
WEST PEND OREILLE FIRE DISTRICT	6,000	0	45	Tax Base	21	0	274	21	11	272	599	\$1,356,251	0	0	0	0	0
WEST PRIEST LAKE FIRE DISTRICT	700	0	25	Tax Base	6	0	11	5	6	26	54	\$112,000	0	0	0	0	0
WESTSIDE FIRE PROTECTION DISTRICT	2,300	2	14	Tax Base	7	2	94	5	20	74	202	\$799,750	0	0	0	0	1
TOTALS	44,300	25	267		159	3	2,174	139	196	1,300	3,971	\$6,273,253	0	0	0	1	1
BONNEVILLE COUNTY																	
AMMON FIRE DEPARTMENT	15,000	5	35	Tax Base	0	0	0	0	0	0	0	\$0	0	0	0	0	0
GREATER SWAN VALLEY FIRE PROTECTION DISTRICT 2	2,900	1	10	Tax Base	9	0	17	1	4	12	43	\$0	0	0	3	0	0
IDAHO FALLS FIRE DEPARTMENT	100,000	107	0	Tax Base	63	0	3,950	183	16	625	4,837	\$778,650	0	0	0	0	0
UCON FIRE DEPARTMENT	1,200	0	18	Tax Base	0	0	0	0	0	0	0	\$0	0	0	0	0	0
TOTALS	118,700	113	63		72	0	3,967	184	20	637	4,880	\$778,650	0	0	3	0	0
BOUNDARY COUNTY																	
BONNERS FERRY FIRE DEPARTMENT	2,500	0	24	Tax Base	6	0	5	18	18	27	74	\$0	0	0	0	0	0
CURLY CREEK VOLUNTEER FIRE DEPARTMENT	300	0	15	Subscription Dues	3	0	1	0	1	39	44	\$10,000	0	0	0	0	0
HALL MOUNTAIN VOLUNTEER FIRE ASSOCIATION, INC	1,600	0	18	Subscription Dues	11	0	41	0	1	7	60	\$4,000	0	0	0	0	0
MOYIE SPRINGS FIRE DEPARTMENT	680	0	9	Tax Base	0	0	0	0	0	0	0	\$0	0	0	0	0	0
NORTH BENCH FIRE DEPARTMENT	2,000	0	16	Subscription Dues	6	0	107	0	20	24	157	\$95,900	0	0	0	0	0
PARADISE VALLEY FIRE DISTRICT	2,000	0	12	Tax Base	4	0	7	1	68	5	85	\$0	0	0	0	0	0
SOUTH BOUNDARY FIRE PROTECTION DISTRICT	2,700	1	24	Tax Base	6	0	84	5	19	27	141	\$65,000	0	0	0	1	0
TOTALS	12,380	1	118		36	0	245	24	127	129	561	\$174,900	0	0	0	1	0

FIRE DEPARTMENTS	POPULATION PROTECTED	CAREER FF	VOLUNTEER FF	FUNDING	FIRE	EXPOSURES	EMS	FALSE CALLS	MUTUAL AID GIVEN	OTHER INCIDENTS	TOTALS			\$ FIRE LOSS	FIRE SVC INJURY	FIRE SVC FATALITY	CIVILIAN FATALITY	CIVILIAN INJURY
											TOTALS	INCIDENTS	DEATHS					
BUTTE COUNTY																		
ARCO FIRE DEPARTMENT	1,500	0	10	Tax Base	6	0	2	2	5	5	20	\$27,000	0	0	0	0	0	0
INL FIRE DEPARTMENT	6,000	85	0	Federal	0	0	0	0	0	0	0	\$0	0	0	0	0	0	0
LOST RIVER FIRE PROTECTION DISTRICT	2,000	0	12	Tax Base	1	0	0	2	0	0	3	\$1,000	0	0	0	0	0	0
TOTALS	9,500	85	22		7	0	2	4	5	5	23	\$28,000	0	0	0	0	0	0
CAMAS COUNTY																		
CITY OF FAIRFIELD FIRE DEPARTMENT	1,013	0	15	Tax Base	0	0	0	0	0	0	0	\$0	0	0	0	0	0	0
WEST MAGIC FIRE DISTRICT	120	0	5	Tax Base	1	0	2	0	1	0	4	\$0	0	0	0	0	0	0
TOTALS	1,133	0	20		1	0	2	0	1	0	4	\$0	0	0	0	0	0	0
CANYON COUNTY																		
CALDWELL FIRE DEPARTMENT	79,000	43	25	Tax Base	202	3	3,583	235	47	1,645	5,715	\$2,066,265	0	1	0	0	0	0
MELBA RURAL FIRE PROTECTION DISTRICT	4,000	0	30	Tax Base	17	0	80	5	16	78	196	\$80,005	0	0	0	0	0	0
MIDDLETON RURAL FIRE PROTECTION DISTRICT	21,600	9	41	Tax Base	68	0	845	45	185	474	1,617	\$17,945	0	1	0	1	0	1
NAMPA FIRE DEPARTMENT	108,000	80	0	Tax Base	199	18	6,342	481	153	2,950	10,143	\$895,082	0	34	0	2	0	2
PARMA FIRE DEPARTMENT	10,000	3	30	Tax Base	0	0	0	0	0	0	0	\$0	0	0	0	0	0	0
UPPER DEER FLAT FIRE PROTECTION DISTRICT		0	21	Tax Base	0	0	0	0	0	0	0	\$0	0	0	0	0	0	0
WILDER RURAL FIRE PROTECTION DISTRICT	4,100	3	12	Tax Base	30	0	221	11	30	67	359	\$341,000	0	0	0	0	0	0
TOTALS	226,700	138	159		516	21	11,071	777	431	5,214	18,030	\$3,400,297	0	36	0	3	0	3
CARIBOU COUNTY																		
BANCROFT VOLUNTEER FIRE DEPARTMENT	500	0	16	Tax Base	0	0	0	0	0	0	0	\$0	0	0	0	0	0	0
CARIBOU COUNTY FIRE DEPARTMENT	6,000	0	15	Tax Base	18	5	1	3	0	6	33	\$0	0	1	0	0	0	0
GRACE FIRE DEPARTMENT	960	0	14	Tax Base	0	0	0	0	7	2	9	\$0	0	0	0	0	0	0
SODA SPRINGS FIRE DEPARTMENT	3,300	0	16	Tax Base	5	0	1	1	4	8	19	\$103,000	0	0	0	0	0	0
TOTALS	10,760	0	61		23	5	2	4	11	16	61	\$103,000	0	1	0	0	0	0
CASSIA COUNTY																		
ACE FIRE PROTECTION ASSOCIATION UNIT	500	0	12	Tax Base	0	0	0	0	0	0	0	\$0	0	0	0	0	0	0
ALBION FIRE PROTECTION DISTRICT	305	0	10	Tax Base	1	0	2	0	0	3	6	\$0	0	0	0	0	0	0
BURLEY FIRE DEPARTMENT	19,000	10	25	Tax Base	70	0	629	68	9	134	910	\$1,243,098	0	0	0	0	0	0
DEGLO FIRE DEPARTMENT	338	0	11	Tax Base	17	0	23	2	9	17	68	\$70,000	0	1	1	0	0	0
OAKLEY FIRE DEPARTMENT	1,400	0	10	Tax Base	0	0	0	0	0	0	0	\$0	0	0	0	0	0	0
RAFT RIVER FIRE PROTECTION DISTRICT	1,148	0	18	Tax Base	3	0	0	0	0	0	3	\$165,000	0	0	0	0	0	0
TOTALS	22,691	10	86		91	0	654	70	18	154	987	\$1,478,098	0	1	1	0	0	0
CLARK COUNTY																		
DUBOIS CITY FIRE DEPARTMENT	650	0	17	Tax Base	0	0	0	0	0	0	0	\$0	0	0	0	0	0	0
TOTALS	650	0	17		0	0	0	0	0	0	0	\$0	0	0	0	0	0	0
CLEARWATER COUNTY																		
ELK RIVER VOLUNTEER FIRE DEPARTMENT	125	0	8	Donations	0	0	0	0	0	0	0	\$0	0	0	0	0	0	0
EVERGREEN RURAL FIRE DISTRICT	240	0	0	Tax Base	0	0	0	0	0	0	0	\$0	0	0	0	0	0	0
GRANGEMONT FIRE DEPARTMENT	180	0	0	Tax Base	0	0	0	0	0	0	0	\$0	0	0	0	0	0	0
OROFINO FIRE DEPARTMENT	3,247	0	0	Tax Base	19	0	35	8	3	37	102	\$142,000	0	0	0	0	0	0
PIERCE VOLUNTEER FIRE DEPARTMENT	500	0	10	Tax Base	0	0	0	0	0	0	0	\$0	0	0	0	0	0	0
SUNNYSIDE RURAL FIRE DISTRICT	425	0	20	Tax Base	2	0	0	0	0	0	2	\$0	0	1	0	0	0	0
TWIN RIDGE RURAL FIRE DISTRICT	500	0	25	Tax Base	0	0	0	0	1	0	1	\$0	0	0	0	0	0	0
UPPER FORDS CREEK RURAL FIRE DEPARTMENT	300	0	11	Tax Base	1	0	0	0	4	1	6	\$55,000	0	0	0	0	0	0
WEIPPE FIRE DEPARTMENT	600	0	25	Tax Base	0	0	0	0	0	0	0	\$0	0	0	0	0	0	0
TOTALS	6,117	0	99		22	0	35	8	8	38	111	\$197,000	0	1	0	0	0	0

FIRE DEPARTMENTS	POPULATION PROTECTED	CAREER FF	VOLUNTEER FF	FUNDING	FIRE	EXPOSURES	EMS	FALSE CALLS	MUTUAL AID GIVEN	OTHER INCIDENTS	TOTALS	\$ FIRE LOSS	FIRE SVC FATALITY	FIRE SVC INJURY	CIVILIAN FATALITY	CIVILIAN INJURY	
CUSTER COUNTY																	
CHALLIS VOLUNTEER FIRE DEPARTMENT	1,100	0	51	Tax Base	5	0	1	1	0	4	11	\$125,000	0	0	0	0	
NORTH CUSTER RURAL FIRE DISTRICT	2,500	0	35	Tax Base	7	0	16	1	1	5	30	\$160,000	0	0	0	0	
SAWTOOTH VALLEY RURAL FIRE DISTRICT	400	0	19	Tax Base	4	0	3	1	0	2	10	\$0	0	0	0	0	
SOUTH CUSTER RURAL FIRE PROTECTION DISTRICT	1,000	0	30	Tax Base	4	0	7	0	0	1	12	\$100	0	0	0	2	
TOTALS	5,000	0	135		20	0	27	3	1	12	63	\$285,100	0	0	0	2	
EL MORE COUNTY																	
ATLANTA RURAL FIRE DEPARTMENT	40	1	8	Tax Base	0	0	0	0	0	0	0	\$0	0	0	0	0	
GLENNS FERRY FIRE DEPARTMENT	1,300	0	17	Tax Base	9	0	3	1	0	7	20	\$270,000	0	0	0	0	
KING HILL RURAL FIRE PROTECTION DISTRICT	1,000	0	0	Tax Base	33	0	18	0	0	29	80	\$249,500	0	0	0	0	
MOUNTAIN HOME RURAL FIRE PROTECTION DIST	4,000	0	0	Tax Base	34	0	0	7	3	17	61	\$458,000	0	1	0	0	
MOUNTAIN HOME VOLUNTEER FIRE DEPARTMENT	16,000	2	31	Tax Base	32	0	5	39	0	57	133	\$33,000	0	0	0	0	
OASIS VOLUNTEER FIRE DEPARTMENT	180	0	25	Tax Base	0	0	0	0	0	0	0	\$0	0	0	0	0	
PRAIRIE GRU & FIRE	0	0	0	Tax Base	0	0	0	0	0	0	0	\$0	0	0	0	0	
TOTALS	22,520	3	81		108	0	26	47	3	110	294	\$1,010,500	0	1	0	0	
FRANKLIN COUNTY																	
FRANKLIN COUNTY FIRE DISTRICT	13,000	1	27	Tax Base	47	3	9	7	6	75	147	\$891,750	0	0	0	3	
TOTALS	13,000	1	27		47	3	9	7	6	75	147	\$891,750	0	0	0	3	
FREMONT COUNTY																	
ISLAND PARK FIRE PROTECTION DISTRICT	2,000	0	24	Tax Base	0	0	0	0	0	0	0	\$0	0	0	0	0	
NORTH FREMONT FIRE DISTRICT, INC	3,000	0	22	Tax Base	0	0	0	0	0	0	0	\$0	0	0	0	0	
SOUTH FREMONT FIRE DISTRICT	7,500	0	23	Tax Base	26	0	5	4	8	26	69	\$277,400	0	0	0	0	
TOTALS	12,500	0	69		26	0	5	4	8	26	69	\$277,400	0	0	0	0	
GEM COUNTY																	
EMMETT FIRE DEPARTMENT	6,500	1	15	Tax Base	34	0	52	31	4	85	206	\$234,850	0	0	0	0	
GEM COUNTY FIRE PROTECTION DISTRICT 1	10,000	1	30	Tax Base	68	0	65	14	20	77	244	\$1,263,600	0	0	0	0	
GEM COUNTY FIRE PROTECTION DISTRICT 2	1,600	0	35	Tax Base	6	0	8	1	6	11	32	\$0	0	0	0	0	
TOTALS	18,100	2	80		108	0	125	46	30	173	482	\$1,498,450	0	0	0	0	
GOODING COUNTY																	
BLISS FIRE DISTRICT	696	1	15	Tax Base	28	0	23	0	5	25	81	\$147,000	0	0	0	0	
GOODING FIRE DEPARTMENT	7,000	1	21	Tax Base	43	2	140	34	26	90	335	\$220,350	0	0	0	0	
HAGERMAN FIRE PROTECTION DISTRICT	2,500	1	23	Tax Base	15	0	336	9	24	14	398	\$27,000	0	0	0	0	
WENDELL CITY FIRE DEPARTMENT	0	0	0	Tax Base	54	1	59	4	12	50	180	\$2,684,368	0	0	1	0	
WENDELL RURAL FIRE DISTRICT	3,500	2	14	Tax Base	9	0	18	7	2	17	53	\$96,000	0	0	0	0	
TOTALS	13,696	5	73		149	3	576	54	69	196	1,047	\$3,174,708	0	0	1	0	

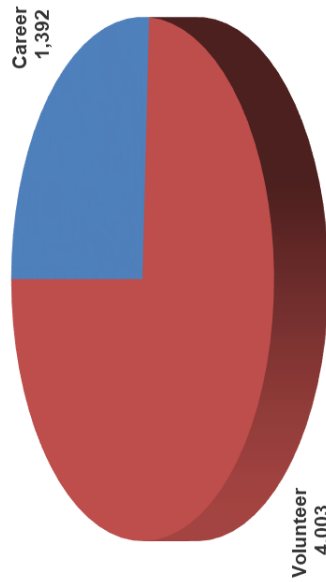
FIRE DEPARTMENTS	POPULATION PROTECTED	CAREER FF	VOLUNTEER FF	FUNDING	FIRE	EXPOSURES	EMS	FALSE CALLS	MUTUAL AID GIVEN	OTHER INCIDENTS	TOTALS		\$ FIRE LOSS	FIRE SVC FATALITY	FIRE SVC INJURY	CIVILIAN FATALITY	CIVILIAN INJURY
											INCIDENTS	DEATHS					
IDAHO COUNTY																	
BPC RURAL FIRE DEPARTMENT, INC	1,200	0	0	18	Subscription Dues	0	0	0	0	0	0	0	0	\$0	0	0	0
CARROT RIDGE VOLUNTEER FIRE DISTRICT	200	0	0	20	Subscription Dues	3	0	0	1	1	6	0	0	\$0	0	0	0
COTTONWOOD VOLUNTEER FIRE DEPARTMENT	1,000	0	0	11	Tax Base	2	0	1	0	1	5	0	0	\$0	0	0	0
COTTONWOOD RURAL FIRE DISTRICT	600	0	0	11	Tax Base	8	0	0	1	1	11	0	0	\$800	0	0	0
ELK CITY VOLUNTEER FIRE DEPARTMENT	400	0	0	6	Donations	1	0	0	0	0	1	0	0	\$22,000	0	0	0
FERDINAND FIRE DEPARTMENT	150	0	0	12	Grants	0	0	0	0	0	0	0	0	\$0	0	0	0
GLENWOOD/CARIBEL VOLUNTEER FIRE DISTRICT	680	0	0	17	Subscription Dues	1	0	0	2	0	3	0	0	\$0	0	0	0
GRANGEVILLE CITY FIRE DEPARTMENT	3,500	0	0	20	Tax Base	15	2	1	7	0	3	28	0	\$415,000	0	0	0
GRANGEVILLE RURAL FIRE DEPARTMENT	0	0	0	0	Tax Base	19	0	0	0	3	3	25	0	\$13,800	0	0	0
HARPSTER FIRE PROTECTION DISTRICT	200	0	0	19	Tax Base	4	1	0	0	0	1	6	0	\$0	0	0	0
KOOSKIA FIRE DEPARTMENT	3,000	0	0	16	Tax Base	7	0	4	0	5	9	25	0	\$326,050	0	0	1
RIDGE RUNNER FIRE DEPARTMENT	800	0	0	15	Grants	5	0	0	0	2	1	8	0	\$348,000	0	0	0
RIGGINS CITY FIRE DEPARTMENT	440	0	0	16	Tax Base	0	0	0	0	0	0	0	0	\$0	0	0	0
SALMON RIVER RURAL FIRE DEPARTMENT	2,500	0	0	29	Subscription Dues	15	0	5	0	0	12	32	0	\$0	0	0	0
STITES FIRE DEPARTMENT	229	0	0	9	Tax Base	0	0	1	0	1	0	2	0	\$0	0	0	0
WHITE BIRD FIRE DEPARTMENT	150	0	0	2	Tax Base	0	0	0	0	0	0	0	0	\$0	0	0	0
TOTALS	15,049	0	221	80		80	3	12	9	16	32	152		\$1,125,650	0	0	1
JEFFERSON COUNTY																	
CENTRAL FIRE DISTRICT	20,000	2	85	Tax Base	91	0	0	0	15	5	49	160		\$1,614,200	0	0	0
HAMER FIRE PROTECTION DISTRICT	86	0	0	Tax Base	0	0	0	0	0	0	0	0		\$0	0	0	0
ROBERTS FIRE DISTRICT	647	0	14	Tax Base	0	0	0	0	0	0	0	0		\$0	0	0	0
WEST JEFFERSON FIRE CONTROL DISTRICT	3,500	0	25	Tax Base	1	0	0	0	0	1	0	2		\$0	0	0	0
TOTALS	24,233	2	124	92		92	0	0	15	6	49	162		\$1,614,200	0	0	0
JEROME COUNTY																	
FIRST SEGREGATION FIRE DISTRICT	2,500	1	12	Tax Base	34	0	31	3	4	96	168			\$198,325	0	0	0
JEROME CITY FIRE DEPARTMENT	12,500	14	16	Tax Base	45	0	817	89	13	102	1,066			\$24,200	0	0	0
JEROME RURAL FIRE DISTRICT 1	12,000	1	18	Tax Base	101	0	12	9	14	198	334			\$1,005,150	0	0	0
TOTALS	27,000	16	46	180		180	0	860	101	31	396	1,568		\$1,227,675	0	0	0
KOOTENAI COUNTY																	
COEUR D'ALENE FIRE DEPARTMENT	50,000	48	0	Tax Base	118	0	6,859	332	106	1,624	9,039			\$1,100,370	0	0	0
EAST SIDE FIRE PROTECTION DISTRICT	1,200	0	26	Tax Base	10	0	65	3	8	32	118			\$101,000	0	0	0
HAUSER LAKE FIRE PROTECTION DISTRICT	2,200	1	18	Tax Base	8	0	99	6	20	32	165			\$15,000	0	0	0
KOOTENAI COUNTY FIRE & RESCUE	40,000	55	0	Tax Base	130	10	4,426	184	362	1,217	6,329			\$1,602,260	0	21	4
MICA-KIDD ISLAND FIRE PROTECTION DISTRICT	2,100	2	31	Tax Base	6	0	58	7	25	26	122			\$0	0	0	0
NORTHERN LAKES FIRE PROTECTION DISTRICT	37,000	33	6	Tax Base	54	0	2,618	134	1,380	731	4,917			\$646,450	0	14	0
SPIRIT LAKE FIRE PROTECTION DISTRICT	8,250	9	14	Tax Base	15	0	382	14	40	164	615			\$155,000	0	0	0
TIMBERLAKE FIRE PROTECTION DISTRICT	9,000	7	15	Tax Base	39	0	455	12	173	148	827			\$709,505	0	0	0
WORLEY FIRE PROTECTION DISTRICT	2,700	6	13	Tax Base	27	0	14	19	7	41	108			\$7,600	0	0	7
TOTALS	152,450	161	123	407		407	10	14,976	711	2,121	4,015	22,240		\$4,337,185	0	35	1

FIRE DEPARTMENTS	POPULATION PROTECTED		CAREER FF		VOLUNTEER FF		FUNDING		FIRE	EXPOSURES	EMS	FALSE CALLS	MUTUAL AID GIVEN	OTHER INCIDENTS	TOTALS		\$ FIRE LOSS	FIRE SVC INJURY	FIRE SVC FATALITY	CIVILIAN FATALITY	CIVILIAN INJURY	
LATAH COUNTY																						
BOVILL FIRE PROTECTION DISTRICT	350	0	15	Tax Base	0	0	0	0	0	0	0	0	0	0	0	0	\$0	0	0	0	0	
DEARY RURAL FIRE DISTRICT	1,300	0	25	Tax Base	7	0	19	0	4	7	37					\$6,500	0	0	0	0	0	
GENESSEE FIRE DEPARTMENT	2,100	0	22	Tax Base	0	0	0	0	0	0	0					\$0	0	0	0	0	0	
JULIAETTA VOLUNTEER FIRE DEPARTMENT	600	0	11	Tax Base	4	0	1	26	3	34						\$25,000	0	0	0	0	0	
KENDRICK VOLUNTEER FIRE DEPARTMENT	400	0	25	Tax Base	6	0	18	1	3	28						\$125,000	0	0	0	0	0	
MOSCOW FIRE DEPARTMENT	25,000	5	100	Tax Base	49	0	1,364	241	127	313	2,094					\$436,500	0	0	1	0	0	
MOSCOW RURAL FIRE DISTRICT	10,000	0	20	Tax Base	17	0	97	2	8	37	161					\$107,500	0	0	0	0	0	
POTLATCH RURAL FIRE PROTECTION DISTRICT	3,500	0	35	Tax Base	13	0	3	11	15	42						\$0	0	0	0	0	0	
TROY RURAL FIRE DISTRICT	2,500	0	15	Tax Base	0	0	0	0	0	0	0					\$0	0	0	0	0	0	
TROY VOLUNTEER FIRE DEPARTMENT	0	0	15	Tax Base	0	0	0	0	0	0	0					\$0	0	0	0	0	0	
TOTALS	45,750	5	283		96	0	1,498	248	179	375	2,396					\$700,500	0	0	1	0	0	
LEMHI COUNTY																						
ELK BEND FIRE PROTECTION DISTRICT	300	0	18	Tax Base	1	0	2	0	1	7	11					\$0	0	0	0	0	0	
LEADORE COMMUNITY VOLUNTEER FIRE DEPARTMENT	2,500	0	23	Donations	1	0	0	0	1	2						\$12,000	0	0	0	0	0	
LEMHI COUNTY FIRE PROTECTION DISTRICT	6,500	0	42	Tax Base	42	0	16	3	1	18	80					\$538,450	0	0	1	0	0	
NORTH FORK FIRE PROTECTION DISTRICT	600	0	11	Tax Base	0	0	0	0	0	0	0					\$0	0	0	0	0	0	
WILLIAMS LAKE VOLUNTEER FIRE DEPARTMENT	150	0	4	Donations	0	0	0	0	0	0	0					\$0	0	0	0	0	0	
TOTALS	10,050	0	98		44	0	18	3	2	26	93					\$550,450	0	0	1	0	0	
LEWIS COUNTY																						
CRAIGMONT FIRE DEPARTMENT	500	0	15	Tax Base	0	0	0	0	0	0	0					\$0	0	0	0	0	0	
KAMIAH FIRE DEPARTMENT	5,000	0	24	Tax Base	5	0	426	0	0	55	486					\$225,000	0	0	0	0	0	
KAMIAH RURAL FIRE PROTECTION DISTRICT	0	0	0	Tax Base	22	0	24	0	4	27	77					\$350,170,000	0	0	1	5	0	
NEZPERCE FIRE DEPARTMENT	1,500	0	24	Tax Base	3	0	1	0	10	7	21					\$2,500	0	0	0	0	0	
WINCHESTER VOLUNTEER FIRE DEPARTMENT	500	0	10	Tax Base	5	0	1	0	0	0	6					0	0	0	0	0	0	
WINCHESTER RURAL FIRE DISTRICT	1,200	0	12	Tax Base	0	0	0	0	0	0	0					\$0	0	0	0	0	0	
TOTALS	8,700	0	85		35	0	452	0	14	89	590					\$350,397,500	0	0	1	5	0	
LINCOLN COUNTY																						
DIETRICH FIRE DISTRICT	500	0	11	Tax Base	0	0	0	0	0	0	0					\$0	0	0	0	0	0	
RICHFIELD FIRE PROTECTION DISTRICT	700	0	10	Tax Base	0	0	0	0	0	0	0					\$0	0	0	0	0	0	
SHOSHONE CITY/RURAL FIRE DISTRICT	600	0	14	Tax Base	1	0	2	0	0	1	4					\$0	0	0	0	0	0	
TOTALS	1,800	0	35		1	0	2	0	0	1	4					\$0	0	0	0	0	0	
MADISON COUNTY																						
MADISON FIRE DEPARTMENT	42,000	17	60	Tax Base	86	0	104	209	5	278	682					\$1,992,680	0	1	0	0	0	
TOTALS	42,000	17	60		86	0	104	209	5	278	682					\$1,992,680	0	1	0	0	0	
MINIDOKA COUNTY																						
MINIDOKA COUNTY FIRE PROTECTION DISTRICT	10,000	0	40	Tax Base	50	0	308	27	30	133	548					\$817,950	0	0	0	0	0	
RUPERT CITY FIRE & RESCUE	5,900	1	24	Tax Base	19	0	248	8	0	19	294					\$131,250	0	0	1	0	0	
WEST END FIRE PROTECTION DISTRICT	8,800	1	18	Tax Base	71	0	216	7	3	27	324					\$1,301,650	0	0	0	0	0	
TOTALS	24,700	2	82		140	0	772	42	33	179	1,166					\$2,250,850	0	0	1	0	0	
NEZ PERCE COUNTY																						
BIG CANYON FIRE DISTRICT	500	0	20	Tax Base	4	0	0	0	1	0	5					\$0	0	0	1	0	0	
LAPWAI FIRE DEPARTMENT	1,200	0	10	Tax Base	1	0	0	0	0	4	5					\$0	0	0	0	0	0	
LEWISTON FIRE DEPARTMENT	32,500	60	0	Tax Base	102	4	4,879	190	4	2,222	7,401					\$3,872,408	0	0	0	0	0	
NEZPERCE COUNTY FIRE DEPARTMENT	10,000	0	19	Tax Base	13	0	0	1	0	3	17					\$116,800	0	0	0	0	0	
NEZPERCE CITY/RURAL FIRE DEPARTMENT	1,500	0	0	Tax Base	0	0	0	0	0	2	2					\$0	0	0	0	0	0	
WHEATLAND FIRE PROTECTION DISTRICT	450	0	22	Tax Base	1	0	0	0	13	1	15					\$0	0	0	0	0	0	
TOTALS	46,150	60	71		121	4	4,879	191	18	2,232	7,445					\$1,989,208	0	0	1	0	0	

FIRE DEPARTMENTS	POPULATION PROTECTED	CAREER FF	VOLUNTEER FF	FUNDING	FIRE	EXPOSURES	EMIS	FALSE CALLS	MUTUAL AID GIVEN	OTHER INCIDENTS	TOTALS				\$ FIRE LOSS	FIRE SVC INJURY	FIRE SVC FATALITY	CIVILIAN INJURY	CIVILIAN FATALITY
											6	1	6	40					
ONEIDA COUNTY																			
ONEIDA COUNTY FIRE DISTRICT/MALAD FIRE DEPT	6,000	0	16	Tax Base	33	0	0	0	0	1	6	40	\$0	0	0	0	0	0	
TOTALS	6,000	0	16		33	0	0	0	0	1	6	40	\$0	0	0	0	0	0	
OWYHEE COUNTY																			
BRUNEAU FIRE PROTECTION DISTRICT	250	0	14	Tax Base	8	1	7	1	6	1	24	\$355,000	0	0	0	0	0	0	
GRAND VIEW RURAL FIRE PROTECTION DISTRICT	3,000	0	15	Tax Base	0	0	0	0	0	0	0	0	\$0	0	0	0	0	0	
HOMEDALE RURAL FIRE PROTECTION DISTRICT	7,500	0	22	Tax Base	27	0	0	5	3	46	81	\$500	0	0	0	0	0	0	
MARSING CITY/RURAL FIRE PROTECTION DISTRICT	20,000	0	32	Tax Base	31	0	20	5	4	18	78	\$0	0	0	0	0	0	0	
MURPHY-REYNOLDS-WILSON FIRE PROT DISTRICT	1,200	0	28	Tax Base	10	1	4	0	1	2	18	\$205,000	0	0	0	0	0	0	
SILVER CITY FIRE & RESCUE, INC	100	0	10	Donations	0	0	0	0	0	0	0	\$0	0	0	0	0	0	0	
TOTALS	32,050	0	121		76	2	31	11	14	67	201	\$560,500	0	0	0	0	0	0	
PAYETTE COUNTY																			
FRUITLAND FIRE DEPARTMENT	4,723	0	30	Tax Base	7	0	2	3	4	16	32	\$112,577	0	0	0	0	0	0	
NEW PLYMOUTH RURAL FIRE PROTECTION DISTRICT	1,000	0	22	Tax Base	39	0	11	8	21	62	141	\$491,200	0	0	0	0	0	0	
PAYETTE CITY FIRE DEPARTMENT	0	0	0	Tax Base	24	4	853	49	8	333	1,271	\$126,850	0	1	0	0	0	0	
PAYETTE RURAL FIRE DISTRICT	9,500	5	25	Tax Base	18	1	4	1	13	23	60	\$110,400	0	1	0	0	0	0	
SAND HALLOW FIRE PROTECTION DISTRICT	700	0	12	Tax Base	2	0	4	0	0	6	12	\$0	0	0	0	0	0	0	
TOTALS	15,923	5	89		90	5	874	61	46	440	1,516	\$841,027	0	2	0	0	0	0	
POWER COUNTY																			
AMERICAN FALLS FIRE DEPARTMENT	0	0	15	Tax Base	3	0	1	5	1	10	20	\$0	0	0	0	0	0	0	
AMERICAN FALLS FIRE PROTECTION DISTRICT	7,500	0	15	Tax Base	16	0	5	2	2	6	31	\$16,000	0	0	0	0	0	0	
ROCKLAND RURAL FIRE DISTRICT	500	0	15	Tax Base	3	0	1	0	0	2	6	\$0	0	0	0	0	0	0	
TOTALS	8,000	0	45		22	0	7	7	3	18	57	\$16,000	0	0	0	0	0	0	
SHOSHONE COUNTY																			
MULLAN VOLUNTEER FIRE DEPARTMENT	690	0	14	Tax Base	2	0	3	0	11	1	17	\$0	0	0	0	0	0	0	
PRICHARD/MURRAY VOLUNTEER FIRE DEPARTMENT	500	0	15	Fundraising	4	0	13	0	1	1	19	\$0	0	0	0	0	0	0	
SHOSHONE COUNTY FIRE PROTECTION DISTRICT 1	4,500	7	20	Tax Base	24	0	569	15	134	57	799	\$1,545,114	0	0	0	0	0	0	
SHOSHONE COUNTY FIRE PROTECTION DISTRICT 2	8,000	12	25	Tax Base	54	0	710	58	14	148	984	\$541,618	0	7	0	4	0	0	
SHOSHONE COUNTY FIRE PROTECTION DISTRICT 3	1,200	0	25	Tax Base	0	0	0	0	0	0	0	\$0	0	0	0	0	0	0	
ST. JOE VALLEY FIRE DISTRICT	1,000	0	12	Tax Base	0	0	0	0	0	0	0	\$0	0	0	0	0	0	0	
TOTALS	15,890	19	111		84	0	1,295	73	160	207	1,819	\$2,086,732	0	7	0	4	0	0	
TETON COUNTY																			
TETON COUNTY FIRE PROTECTION DISTRICT	11,500	21	9	Tax Base	53	0	447	50	12	145	707	\$20,363	0	0	0	0	0	0	
TOTALS	11,500	21	9		53	0	447	50	12	145	707	\$20,363	0	0	0	0	0	0	
TWIN FALLS COUNTY																			
BUHL FIRE DEPARTMENT	9,000	5	36	Tax Base	54	9	772	37	8	234	1,114	\$206,880	0	0	0	0	0	1	
CASTLEFORD FIRE DISTRICT	277	0	0	Tax Base	1	0	2	0	1	1	5	\$0	0	0	0	0	0	0	
FILER FIRE DEPARTMENT	14,000	2	24	Tax Base	35	0	9	4	9	108	165	\$0	0	0	0	0	0	0	
ROCK CREEK RURAL FIRE PROTECTION DISTRICT	15,000	7	24	Tax Base	74	0	608	31	5	248	966	\$0	0	0	0	0	0	0	
SALMON TRACT RURAL FIRE PROTECTION DISTRICT	2,500	0	21	Tax Base	0	0	0	0	0	0	0	\$0	0	0	0	0	0	0	
TWIN FALLS FIRE DEPARTMENT	52,500	39	0	Tax Base	145	24	3,825	336	8	1,072	5,410	\$1,756,047	0	0	0	0	0	0	
TOTALS	93,277	53	105		309	33	5,216	408	31	1,663	7,660	\$1,962,927	0	0	0	0	0	1	

FIRE DEPARTMENTS	POPULATION PROTECTED	CAREER FF	VOLUNTEER FF	FUNDING	FIRE	EXPOSURES	EMS	FALSE CALLS	MUTUAL AID GIVEN	OTHER INCIDENTS	TOTALS	\$ FIRE LOSS	FIRE SVC FATALITY	FIRE SVC INJURY	CIVILIAN FATALITY	CIVILIAN INJURY
VALLEY COUNTY																
CASCADE RURAL FIRE PROTECTION DISTRICT	2,000	5	29	Tax Base	17	0	313	5	4	104	443	\$0	0	0	0	0
DONNELLY RURAL FIRE PROTECTION DISTRICT	2,000	8	28	Tax Base	15	0	191	18	25	107	366	\$1,634,500	0	0	4	1
HIGH VALLEY FIRE PROTECTION ASSOCIATION	200	0	0	Tax Base	0	0	0	0	0	0	0	\$0	0	0	0	0
MCCALL FIRE PROTECTION DISTRICT	6,000	11	26	Tax Base	30	0	738	83	20	170	1,041	\$728,750	0	0	0	0
SILVER CREEK PLUNGE FIRE PROTECTION DISTRICT	0	0	0	Tax Base	0	0	1	0	2	0	3	\$0	0	0	0	1
SOUTHERN IDAHO TIMBER PROTECTIVE ASSOC	0	25	0	Tax Base	0	0	0	0	0	0	0	\$0	0	0	0	0
TOTALS	10,200	49	83		62	0	1,243	106	51	381	1,843	\$2,363,250	0	0	4	2
WASHINGTON COUNTY																
CAMBRIDGE FIRE PROTECTION DISTRICT	950	0	16	Tax Base	3	2	3	0	3	1	12	\$0	0	0	0	0
MIDVALE FIRE PROTECTION DISTRICT	750	0	25	Tax Base	0	0	0	0	0	0	0	\$0	0	0	0	0
WEISER AREA RURAL FIRE DISTRICT	4,000	0	28	Tax Base	23	0	29	3	6	18	79	\$10,000	0	0	0	0
WEISER CITY FIRE & RESCUE	5,500	2	30	Tax Base	16	0	32	15	12	66	141	\$2	0	0	0	0
TOTALS	11,200	2	99		42	2	64	18	21	85	232	\$10,002	0	0	0	0
STATE OF IDAHO TOTALS	1,746,997	1,362	4,003		4,810	100	81,113	6,490	8,019	28,991	129,523	\$ 409,088,129	0	95	22	59

Career and Volunteer Fire Services in Idaho



\$5,000 AWARD FUND

It has been determined that this fire is

ARSON

If you have information regarding this fire, please call

1-877-75-ARSON

Callers may remain anonymous

Sponsored by:



IDAHO STATE FIRE MARSHAL
DEPARTMENT OF INSURANCE

Glossary of Terms and Abbreviations

\$ Loss – Combined estimated property and content dollar loss reported by reporting agencies.

Alarm – Any notification to the fire department that a situation exists or requires a response.

Arson – The crime of maliciously, intentionally, and/or recklessly starting a fire or causing an explosion.

Automatic Extinguishing System (AES) – A device or system providing an emergency fire extinguishing function without the necessity of human intervention, typically a water spray.

Casualty – A person who is injured or killed at the scene of a fire or other reported incident.

Cause – The circumstances or conditions that brought about or resulted in a fire or explosion incident, damage to property resulting from the fire or explosion incident, or bodily injury or loss of life resulting from the fire or explosion incident.

Civilian Fire Casualty – Any non-fire service person injured or killed as a direct result of a fire-related incident.

Confined Fire – Fire where the flame does not extend beyond a combustible container such as a cooking vessel, chimney or flue, trash container, etc.

Contained Fire – Fire spread that is reasonably expected to remain in check under prevailing conditions.

Crop – Cultivated vegetation such as grains, trees, orchard, nursery stock, etc.

EMS – Emergency Medical Service.

Fatality – An injury that is fatal or becomes fatal within one year of the incident.

Fire – Any instance of destructive and uncontrolled burning, including explosion, of combustible solids, liquids or gases.

Hazardous Materials – Any material that is air-reactive, corrosive, explosive, radioactive, toxic, water-reactive, or unstable such as flammable gas, organic peroxide, oxidizing material, flammable or combustible liquid. Any substance or mixture of substances that is an irritant or a strong sensitizer or generates pressure through exposure to heat, decomposition, or other means.

Incident – An event to which the reporting agency responds or should have responded. An incident may have more than one response.

Incident Record – The official file on an incident.

Incident Record – The official file on an incident.

Incident Report – A document prepared by fire department personnel about a particular incident.

Mobile Property – Property designed to be movable whether or not it still is, such as vehicles, ships, and airplanes.

Mutual Aid – Assistance given to or received by a fire department, whether fire or non-fire aid, by another fire department outside its normal jurisdiction.

NFIRS – National Fire Incident Reporting System.

Non-Fire Service Personnel – All persons involved with an incident who are not fire service personnel, such as police, utility company employees, non-fire service medical personnel, or civilians.

Origin – The physical location where a heat source and fuel came in contact with each other.

Overpressure – A transient air pressure, such as the shock wave from an explosion, that is greater than the surrounding atmospheric pressure.

Prescribed Fire – Any fire ignited by management actions to meet specific objectives. A written, approved prescribed fire plan must exist prior to ignition. The controlled application of fire to wildland fuels in either their natural or modified state under specified environmental conditions allowing the fire to be confined to a predetermined area and, at the same time, to produce the intensity of heat and rate of spread required to attain planned resource management objectives.



Property Use – The actual use of the property where the incident occurred. A building, for example, could serve as a garage, a hospital or a department store. The use of property does not define any of the other important fire-related details of a property such as access, ownership, size, and internal weaknesses in fire defense or construction.

Response Time – The length of time between notification of and arrival at an incident scene as reported by the responding agency.

Structure – An assembly of materials forming a construction for occupancy or use to serve a specific purpose. This includes, but is not limited to, buildings, open platforms, bridges, roof assemblies over open storage or process areas, tents, air-supported structures, and grandstands.

Structure Fire – Any fire inside, on, under, or touching a structure.

Wildland Urban Interface Area – The geographical area where structures and other human development meet or intermingle with wildland or vegetative fuels.



Wildland – Land in its uncultivated, more or less natural state and covered by timber, woodland, brush, or grass. An area in which development is essentially nonexistent except for roads, railroads, power lines, and similar facilities.

Wildland Fire – Any involved vegetative fuel, other than prescribed fire, that occurs in wildland. A wildland fire may expose or possibly consume structures.