



# 2018 Annual Report





**Brad Little**  
Governor

**Dean L. Cameron**  
Director  
Department of Insurance

**Knute C. Sandahl**  
Idaho State Fire Marshal

700 W. State Street, 3rd Floor  
Boise, Idaho 83702

Visit the Idaho State Fire Marshal's  
website at:

<http://doi.idaho.gov/sfm>

## **Mission Statement**

The State Fire Marshal's Office participates in and coordinates an integrated statewide system designed to protect human life from fire and explosions through fire prevention, investigation, and public education activities. The program includes code enforcement and the operation of the Idaho Fire Incident Reporting System. The State Fire Marshal's Office provides assistance to local fire agencies throughout the state.



**BRAD LITTLE**  
Governor

*State of Idaho*  
**DEPARTMENT OF INSURANCE**  
**DIVISION OF THE STATE FIRE MARSHAL**  
700 West State Street, 3rd Floor  
P.O. Box 83720  
Boise, Idaho 83720-0043  
Phone (208) 334-4370  
Fax (208) 334-4375  
<http://doi.idaho.gov/sfm>

**DEAN L. CAMERON**  
Director

**KNUTE C. SANDAHL**  
State Fire Marshal

July 15, 2018

Honorable Brad Little  
Governor, State of Idaho  
Statehouse  
Boise, Idaho 83720

Dear Governor Little,

I present to you the 2018 State Fire Marshal's Annual Report. This report includes data and information collected and organized from fire service providers, including municipal fire departments, fire districts, and fire protection associations throughout Idaho.

Fire service providers contribute statistical data to the State Fire Marshal's Office through the National Fire Incident Reporting System (NFIRS). Of the 251 organized fire service providers, 174 contributed data through this system. This system is important in identifying fire related activity, including trends or problems with consumer products, and aid in designing specific fire prevention initiatives.

Through the hard work and dedication of our skilled staff, our staff has dramatically increased our assistance to fire departments statewide. We responded to 130 fire investigations and conducted 124 hours of training for local firefighters at either one of the many regional fire academies or at their respective fire stations in addition to 229 hours of community outreach.

The Idaho State Fire Marshal's Office is not only concerned with the built environment, but also our rangeland and timber areas. We continue to work with the Idaho Department of Lands and federal wildfire responders. This goal is vitally important to our state as wildfires continue to devastate our natural areas and adversely affect populated areas. We support the efforts of the Rangeland Fire Protection Associations by providing an avenue for open discussion with rural fire districts and provide guidance when requested. Prevention and stewardship is recognized as a vital part of protecting our wildlands. This is why our office participates and has been a long standing member of the Idaho Lands Resource Coordinating Council.

Respectfully submitted,



Knute Sandahl,  
Idaho State Fire Marshal



# TABLE OF CONTENTS

## STATE FIRE MARSHAL DIVISION

About the State Fire Marshal Office .....	2
State Fire Marshal Staff/District Map .....	3
Classes .....	4
Fires Investigations .....	5
Plan Reviews and Inspections .....	6
Certification and Licensing .....	7

## IDAHO FIRE DEPARTMENTS

Reporting Trends .....	9
List of Fire Departments with Incomplete Data/Not Reporting .....	10

## SUMMARY STATISTICS

Incident Summary of Fire Responses .....	12
Incident of Non-Fire Responses .....	13
Incident Responses by Month, Day of Week, and Hour .....	14
Fire Incidents by Hour, Week, and Month .....	15
Top 10 Incident Types by Incident Categories .....	16
Five-Year Trends .....	18

## STRUCTURE FIRES

Most Frequent Residential Structure Fires .....	20
Structure Fires by Type .....	21
Structure Fires \$1,000,000 Loss or More .....	21
Smoke Detector Performance .....	22
Automatic Extinguishing Systems .....	23

## CIVILIAN FIRE CASUALTIES

Civilian Casualties Statistics .....	24
Civilian Casualties Last Five Years .....	25
Civilian Casualties by Hour .....	25

## FIRE SERVICE CASUALTIES

Fire Service Injuries Last Five Years .....	26
Fire Service Injuries by Incident Type .....	26

Comparisons of 2017 and 2018 County Populations and Reported Incidents .....	27
Fire Department Personnel and Funding Source .....	28
Fire Departments Incident Count by County .....	34
Glossary of Terms .....	42

# ABOUT THE STATE FIRE MARSHAL'S OFFICE

Through our offices in Boise, Coeur d'Alene, and Idaho Falls, our dedicated staff works with a broad spectrum of customers in both the public and private sectors.

By statute we are responsible for:

- Adoption of the fire code as a minimum standard for the state.
- Prescribing regulations and making rules related to the fire code.
- Reviewing plans for all new and remodeled state buildings for compliance with adopted fire codes.
- Inspecting and testing new fire sprinkler systems and fire alarm systems in all new and remodeled state buildings.
- Collecting information on all fires in Idaho.
- Regulating the fire sprinkler industry.
- Reviewing plans for single service fire sprinkler systems installed in Idaho.
- Licensing fireworks wholesale and import businesses.
- Ensuring compliance by cigarette manufacturers with Idaho Reduced Cigarette Ignition Propensity Law.
- Training and certifying local authorities who apply the provisions of the adopted statewide fire code.
- Serving as an avenue for appealing local code application decisions as provided by Idaho law.
- Serving as the Chief Arson Investigator for the state of Idaho.

We also provide assistance to our customers by:

- Assisting local fire jurisdictions with plan reviews, inspections, and code interpretation.
- Conducting classes in fire investigation, code application, and incident reporting.
- Answering questions and providing statistical research for:

Architects

Attorneys

Engineers

Elected officials

Local Fire Marshals/Inspectors

Law enforcement

Developers

Individual citizens

- Participating in numerous arson task forces statewide and regional fire chief associations.
- Being actively involved in the development of national fire and life safety standards.
- Serving as an active member of the Idaho Lands Resource Coordinating Council.
- Working with the Northwest Insurance Council to establish the Arson Hotline and a reward-for-information program.



# STATE FIRE MARSHAL STAFF/DISTRICT MAP

Knute Sandahl, State Fire Marshal  
Adrienne Yates, Administrative Assistant  
Javier Cervantes, Fire Plan Examiner  
Nesha Pabst-Bohrer, NFIRS Program Information Coordinator

700 West State Street, 3rd Floor  
Boise, ID 83702  
208-334-4370

## Region I

Casey Strong  
Deputy Fire Marshal

Jason Blubaum  
Deputy Fire Marshal

2005 Ironwood Parkway #143  
Coeur d'Alene, ID 83814  
208-769-1447

## Region II

Tom Mroz  
Chief Deputy Fire Marshal

Alan Perry  
Deputy Fire Marshal

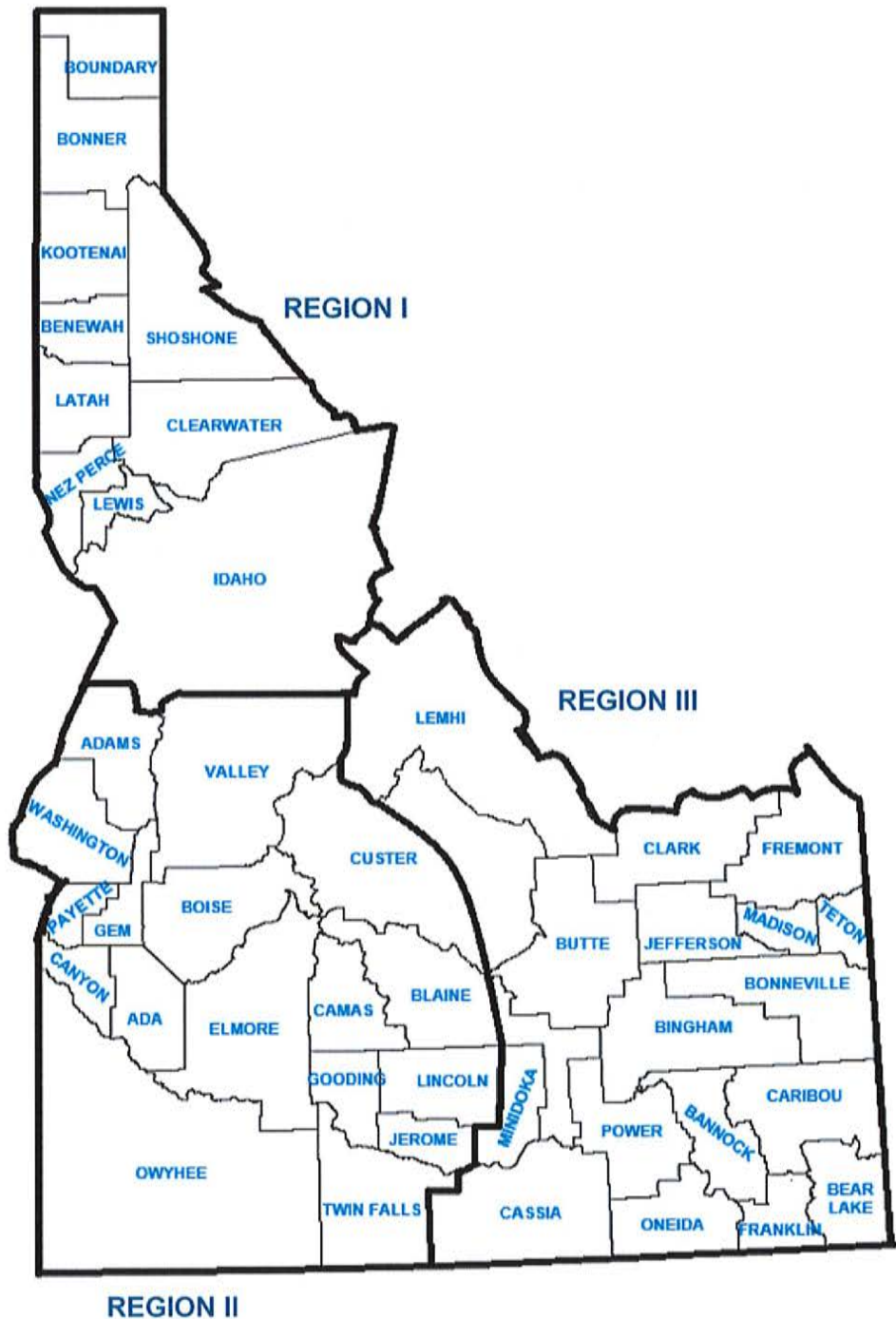
700 West State Street, 3rd Floor  
Boise, ID 83720  
208-334-4370

## Region III

Verl Jarvie  
Deputy Fire Marshal  
208-525-7022

Brian Owens  
Deputy Fire Marshal  
208-525-7209

1820 East 17th Street, Suite 220  
Idaho Falls, ID 83404



# CLASSES

## **Arson Detection for the First Responder**

Provides the first responder with knowledge and awareness of the detection of possible incendiary fires.

## **Arson Investigation and Evidence Preservation**

Instructs students toward a positive approach to arson investigation and best practices for the collection, preservation, and submission of fire debris evidence to our state lab.

## **Fire Inspection Principals:**

The course is designed to educate the principles and techniques of conducting fire & life safety inspections with emphasis on code compliance. Classroom sessions are constructed to assist in fire inspection overview, codes and standards, construction types, means of egress, hazardous materials and processes, fire protections systems and system acceptance, and other code related topics with emphasis in identifying hazards and violations.

## **Fire Investigation for First Responders**

This 20-hour course introduces students to the requirement of NFPA 921 and is designed specifically to provide a clear definition of the role of first responders in fire investigation and provides essential knowledge to enable them to recognize the potential of intentionally set fires, preservation and protection of evidence, and proper reporting of information to appropriate officials. Lecture sessions are reinforced with hands on burn cell investigations and demonstrations. By strengthening the partnership between first responders and investigators, the chances for successfully solving arson-related crimes will increase.

## **Introduction to National Fire Incident Reporting System (NFIRS)**

An introduction to and experience with the NFIRS 5.0 all-incident reporting system. Students learn the purposes and benefits of incident reporting at the local, state, and national levels and receive a basic introduction to all modules and their uses.

## **Origin and Cause Fire Investigation**

This 16-hour class is based on the National Fire Protection Association (NFPA) 921 Guide for Fire and Explosion Investigations and provides the student with basic origin and cause fire investigation knowledge and principles.

## **Training Courses Customized to Meet Your Needs**

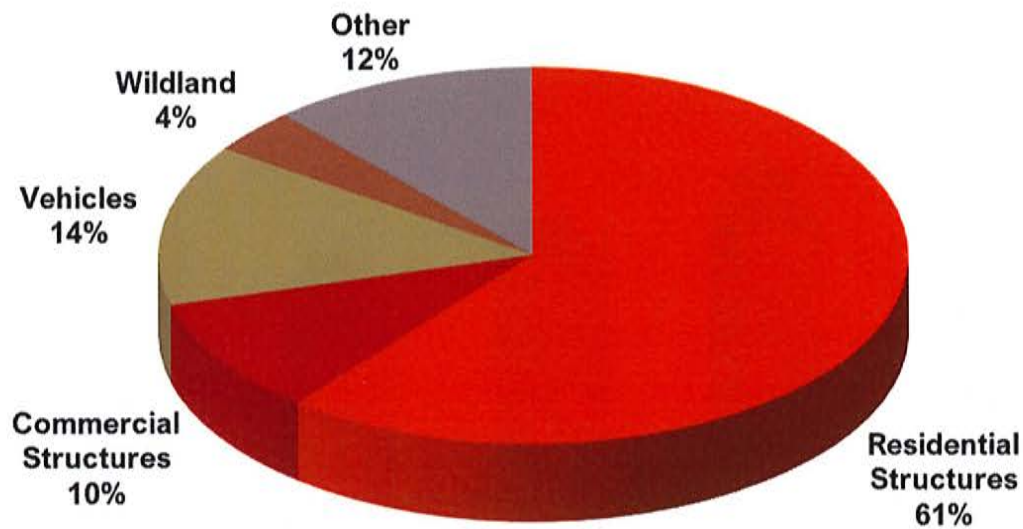
We also offer customized training opportunities for fire agencies. Our classes in both fire code and fire investigation can often be modified by content and length to meet individual needs.

Many of these classes are offered at the following academies:

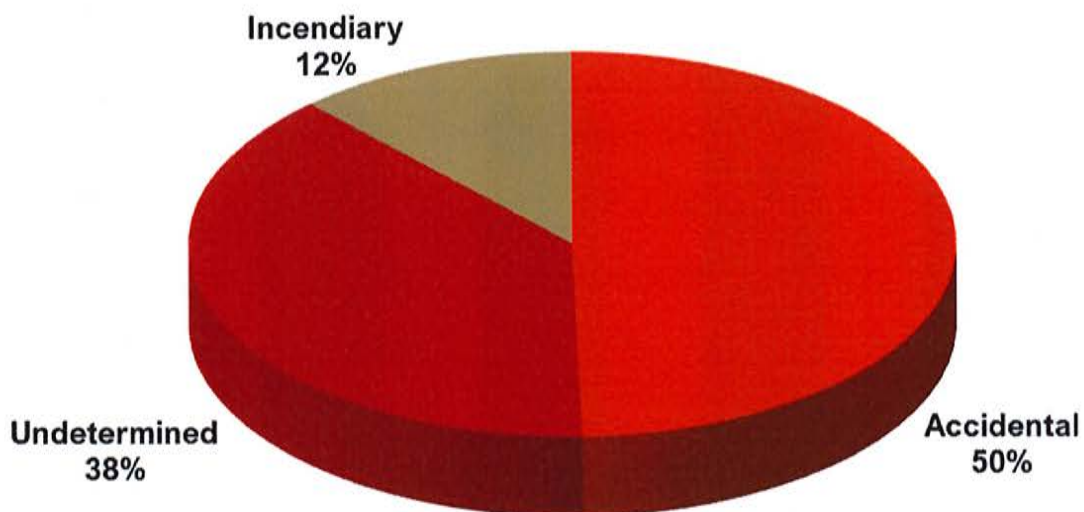
- Central Idaho Fire Academy (Donnelly)
- Clearwater County Fire Academy (Orofino)
- Eastern Idaho Fire Academy (Ammon)
- North Idaho Fire Academy (Coeur d'Alene)
- Southern Idaho Fire Academy (Paul)

# FIRE INVESTIGATIONS

## Types of Fires Investigated by the State Fire Marshal's Office

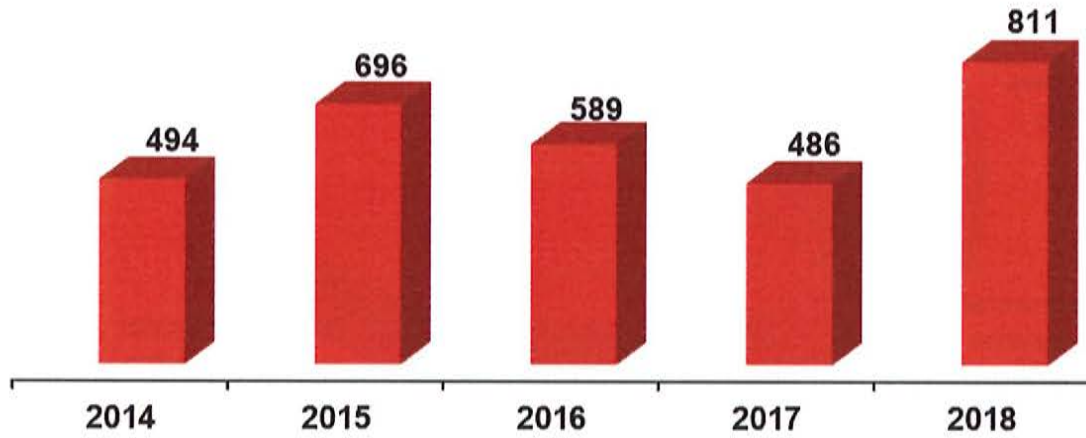


## Determination of Cause

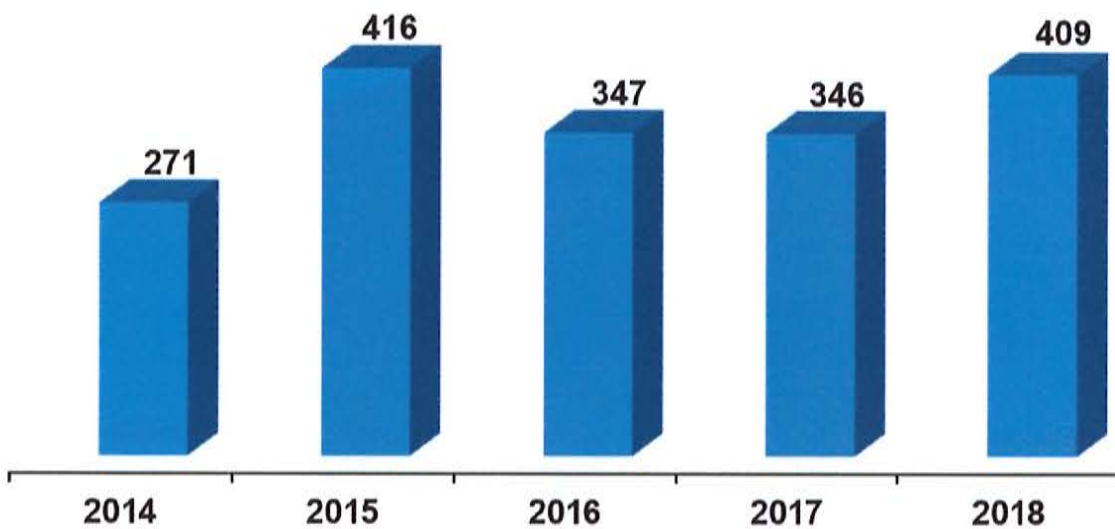


# PLAN REVIEWS AND INSPECTIONS

## Plan Reviews by the Idaho State Fire Marshal's Office



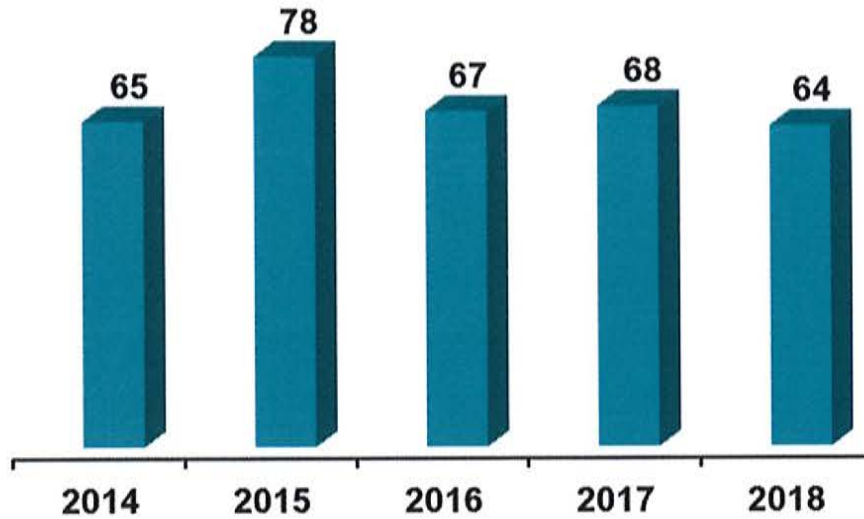
## Inspections by the Idaho State Fire Marshal's Office



# CERTIFICATION AND LICENSING

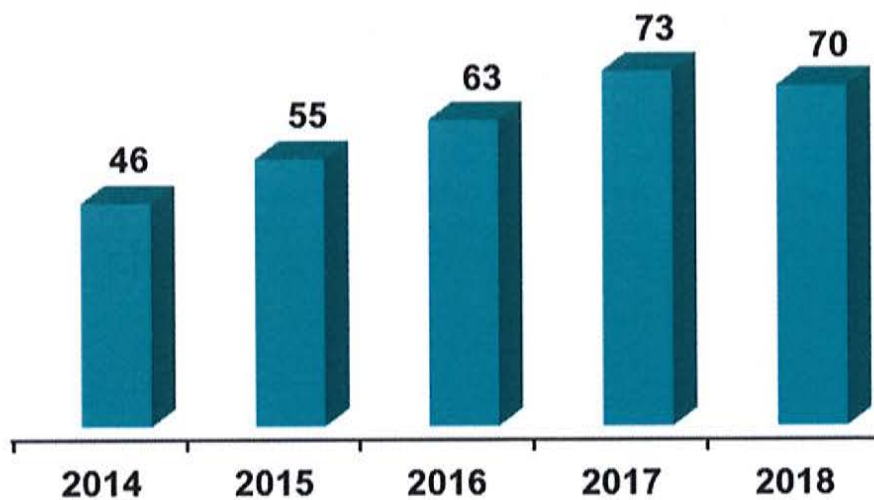
## Fire Protection Sprinkler Contractor Licenses

Idaho Code section 41-254(7) and IDAPA 18.01.49 give the State Fire Marshal the responsibility to license and regulate fire sprinkler contractors.



## Fire Protection Sprinkler Fitter Licenses

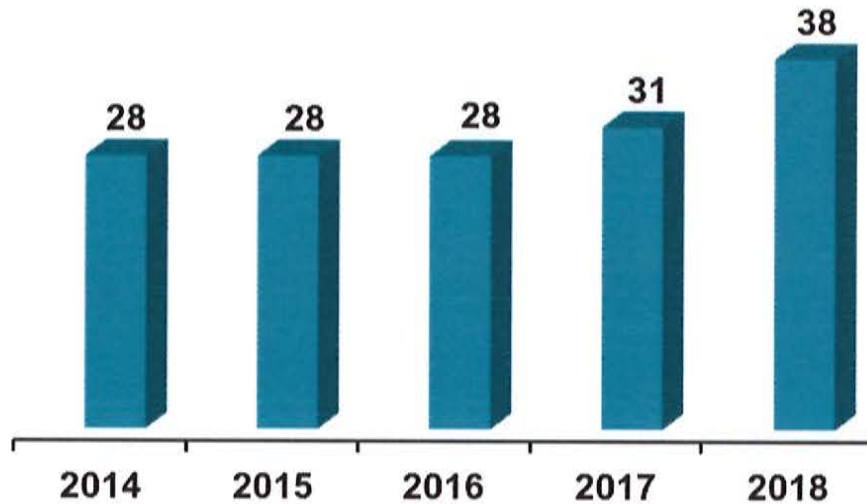
This license is offered by the State Fire Marshal pursuant to IDAPA 18.01.49.23



# CERTIFICATION AND LICENSING

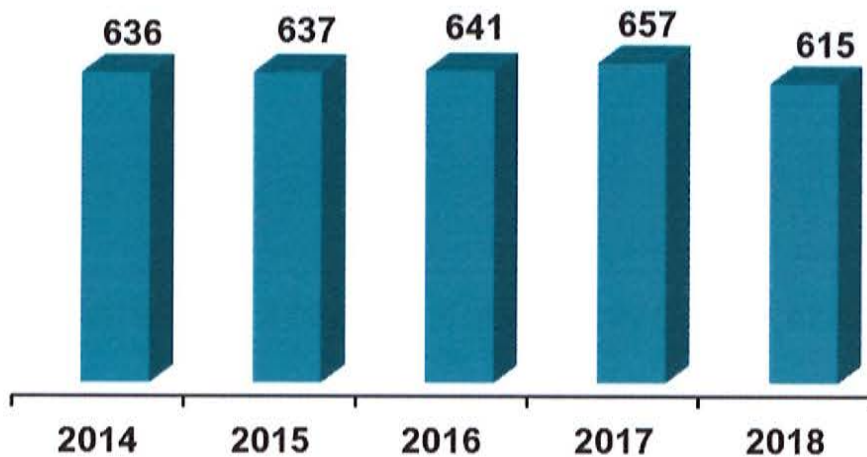
## Fireworks Wholesale or Import Licenses

Idaho Code section 39-2603 require anyone who imports or sells fireworks at wholesale to be licensed by the State Fire Marshal's Office.



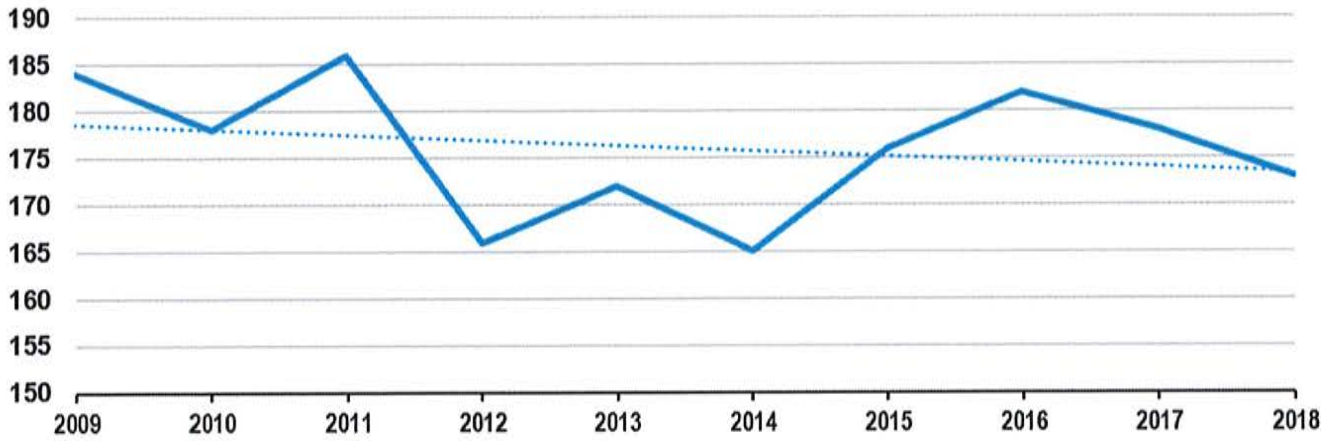
## Fire Code Official Certifications

Idaho Code section 41-255(6) and IDAPA 18.01.43 require all persons enforcing the Idaho Fire Code to be trained and certified by the State Fire Marshal.

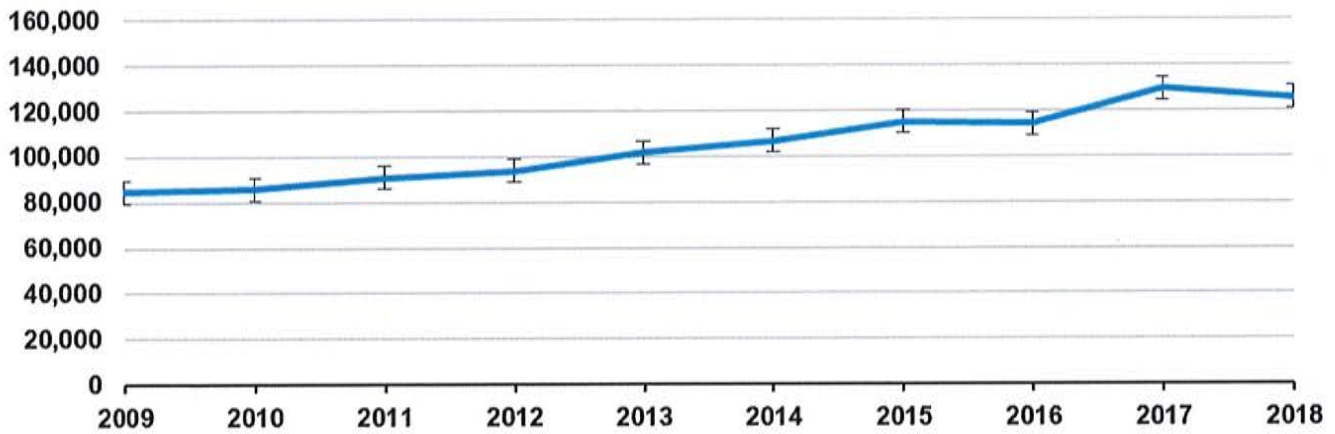


# IDAHO FIRE DEPARTMENTS REPORTING TREND

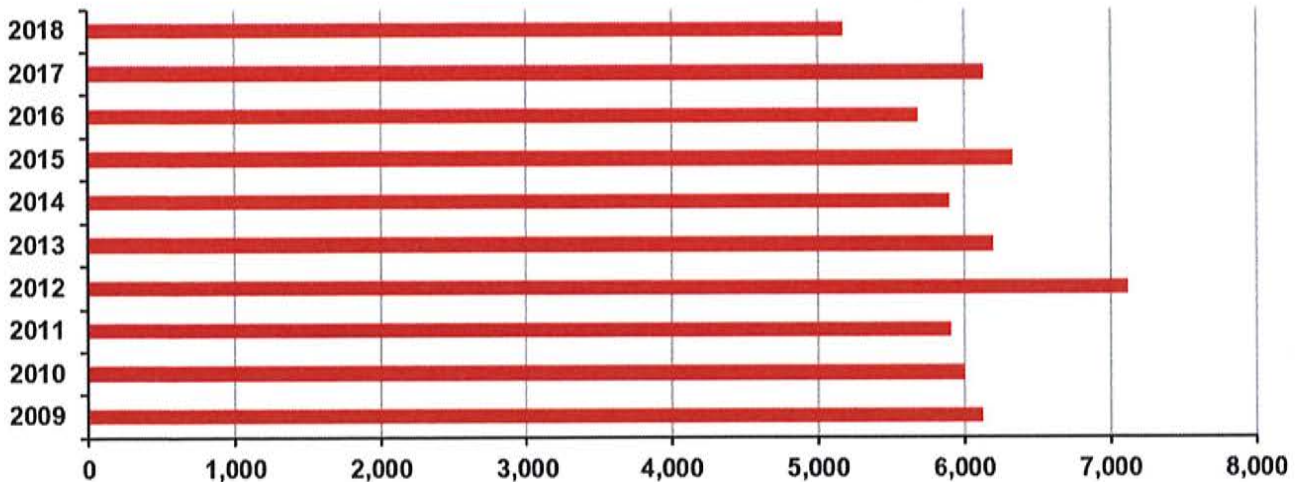
## Number of Fire Departments Reporting



## Total Reported Incidents



## Total Reported Fire Incidents



**These departments did not submit their incidents or provided incomplete data for 2018. Their reports may have an effect on the statistics.**

**Adams County**

Bear Fire District  
Council Valley Volunteer Fire Department

**Bannock County**

Arimo Fire Department  
Downey Volunteer Fire District  
McCammom Fire Department  
Pocatello Valley Fire Protection District

**Bear Lake County**

Bear Lake County District

**Benewah County**

Emida Fire District  
Fernwood Fire Protection District  
Tensed Rural Fire District

**Bingham County**

Aberdeen/Springfield Fire District  
Atomic City Fire Department  
Fort Hall Fire & EMS District

**Blaine County**

Smiley Creek Fire Rural Protection District

**Boise County**

Centerville Fire Protection District  
Placerville Fire Protection District  
Thorn Creek Volunteer Fire Department  
Wilderness Ranch Fire Protection District

**Bonner County**

Coolin-Cavanaugh Bay Fire Protection District  
Kilroy Bay-Pine Cove Fire Department  
Upper Pack River Volunteer Fire Department

**Bonneville County**

Ammon Fire Department

**Boundary County**

Hall Mountain Volunteer Fire Department  
Moyie Springs Fire Department

**Butte County**

INL Fire Department  
Lost River Fire Protection District

**Camas County**

Fairfield Fire Department (City of)

**Canyon County**

SW Hat Mat Regional Team  
Parma Rural Fire Protection District  
Upper Deer Flat Fire Protection District

**Caribou County**

Bancroft Volunteer Fire Department  
Caribou County Fire Department  
Grace Fire Department  
Soda Springs Fire Department

**Cassia County**

Ace Fire Protection Association Unit  
Albion Fire Protection District  
Raft River Fire Protection District

**Clark County**

Dubois City Fire Department

**Clearwater County**

Evergreen Rural Fire District  
Grangemont Fire Department  
Orofino Fire Department  
Twin Ridge Rural Fire District  
Upper Fords Creek Rural Fire Department  
Weippe Fire Department



### **Custer County**

Challis Volunteer Fire Department  
North Custer Rural Fire Department  
Sawtooth Valley Rural Fire District  
South Custer Rural Fire Protection District

### **Fremont County**

Island Park Fire Protection District  
North Fremont Fire District

### **Idaho County**

BPC Rural Fire Department  
Elk City Volunteer Fire Department  
Ferdinand Fire Department  
Glenwood-Caribel Volunteer Fire Department  
Riggins Fire Department  
Stites Fire Department

### **Jefferson County**

Hamer Fire Protection District  
Roberts Fire Department  
West Jefferson Fire Control District

### **Kootenai County**

Mica-Kidd Island Fire Protection District  
Region 1 Haz Mat Team

### **Latah County**

Bovill Fire Protection District  
Kendrick Volunteer Fire Department  
Genesee Fire Department  
Troy Rural Fire District  
Troy Volunteer Fire Department

### **Lemhi County**

Elk Bend Fire Protection District  
Leadore Community Volunteer Fire Department  
Lemhi County Fire Protection District  
North Fork Fire Protection District  
Williams Lake Volunteer Fire Department

### **Lewis County**

Craigmont Fire Department  
Nezperce Fire Department  
Kamiah Fire Department  
Kamiah Rural Fire District  
Winchester Rural Fire District

### **Lincoln County**

Dietrich Fire District  
Shoshone City/Rural Fire Department  
Richfield Fire Protection District

### **Nez Perce County**

Big Canyon Fire District  
Lapwai Fire Department  
Nez Perce County Fire Department

### **Owyhee County**

Grand View Fire Protection District  
Silver City Fire & Rescue, Inc.

### **Payette County**

Fruitland Fire Department  
Sand Hollow Fire Protection District

### **Shoshone County**

St. Joe Valley Fire District

### **Twin Falls County**

Castleford Fire District  
Filer Fire Department  
Salmon River Tract Rural Fire Protection District

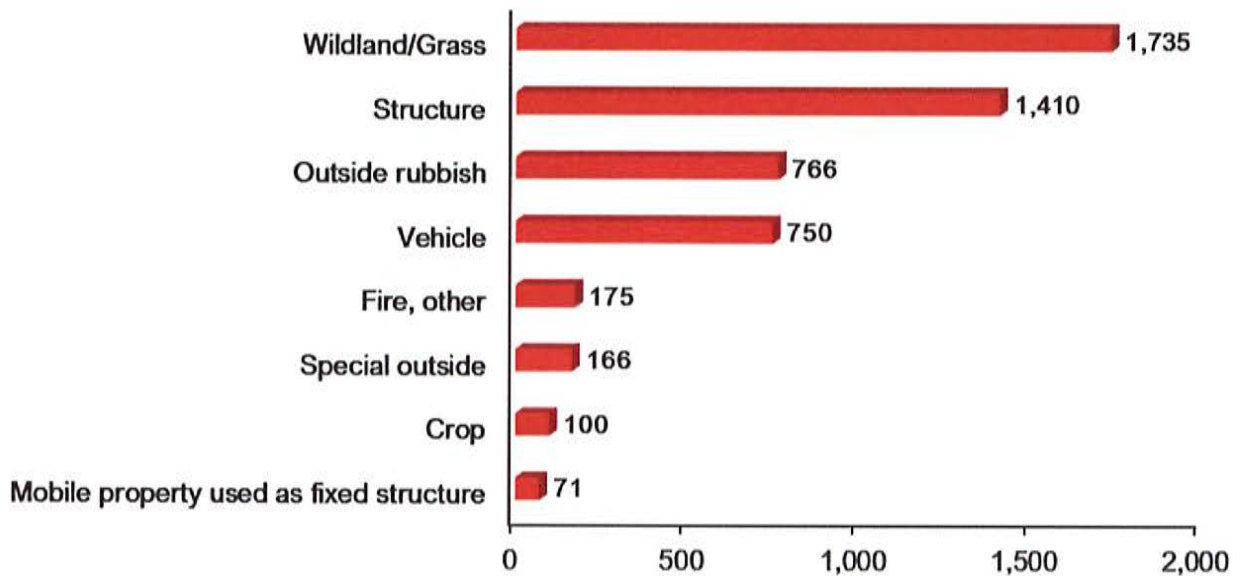
### **Valley County**

High Valley Fire Protection Association  
South Idaho Timber Protective Association

### **Washington County**

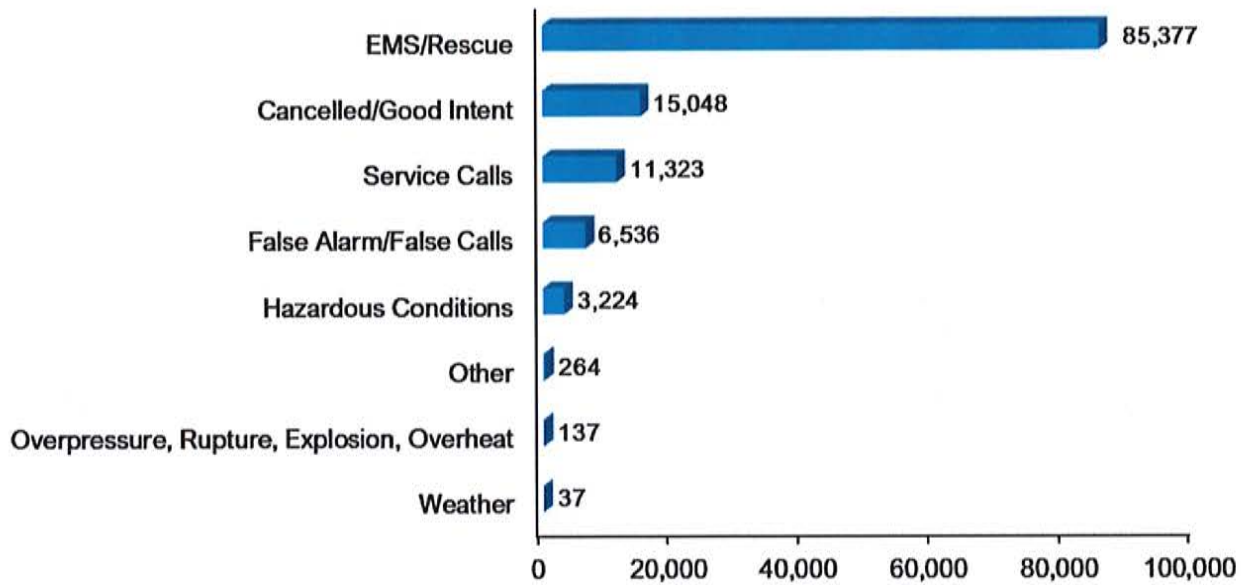
Midvale Fire Protection District  
Weiser Area Rural Fire District

# INCIDENT SUMMARY OF FIRE RESPONSES



Fire Responses	Dollar Loss
Wildland/Grass	\$968,141
Structure	\$38,961,784
Outside rubbish	\$188,744
Vehicle	\$7,409,522
Fire, other	\$746,476
Special outside	\$502,710
Crop	\$762,580
Mobile property used as fixed structure	\$968,141
<b>Total</b>	<b>\$50,881,968</b>

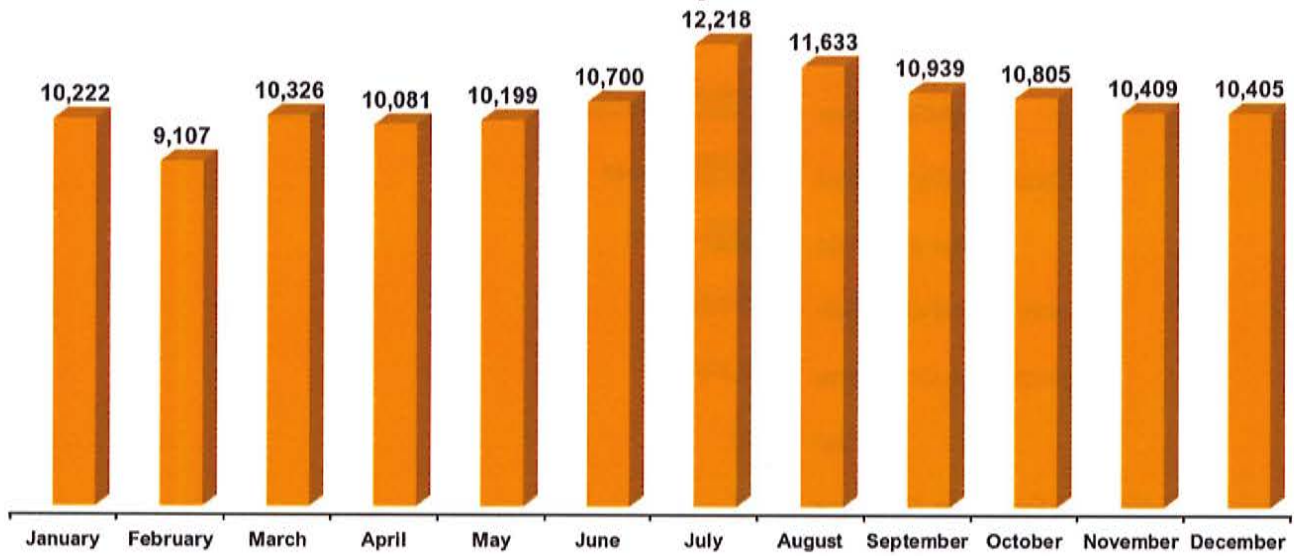
# INCIDENT SUMMARY OF NON-FIRE RESPONSES



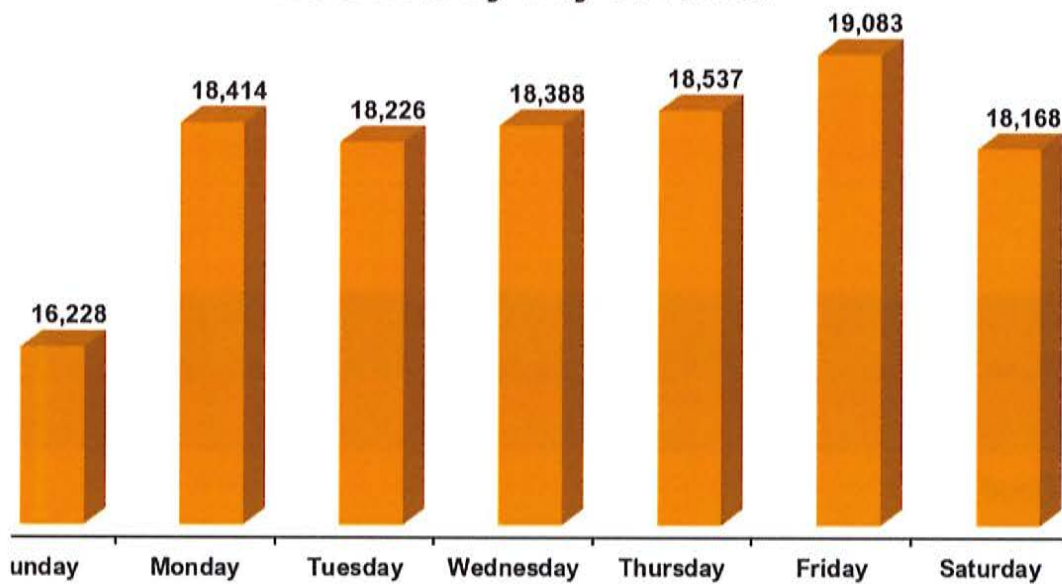
Response Type	Dollar Loss
EMS/Rescue	\$971,850
Cancelled/Good Intent	\$1,100
Service Calls	\$92,600
False Alarm/False Calls	\$6,536
Hazardous Conditions	\$223,800
Other	\$0
Overpressure, Rupture, Explosion, Overheat	\$32,269
Weather	\$0
<b>Total</b>	<b>\$1,334,619</b>

# ALL INCIDENT RESPONSES

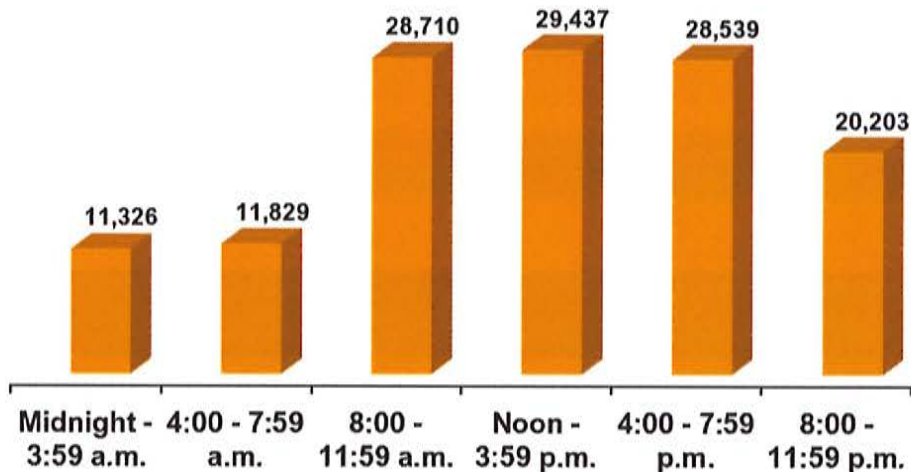
## Incidents by Month



## Incidents by Day of Week

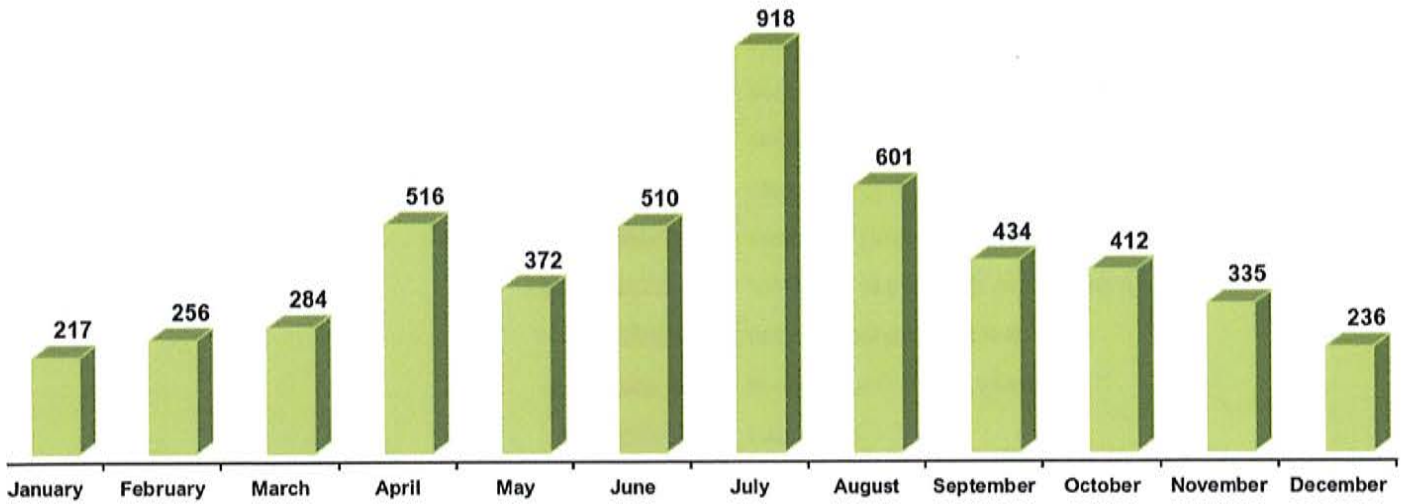


## Incidents by Hour

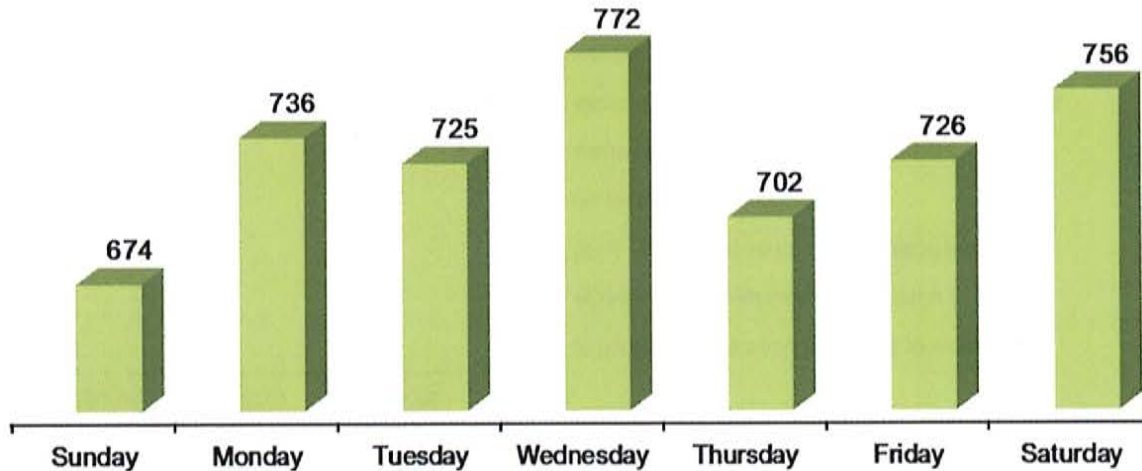


# FIRE INCIDENT RESPONSES

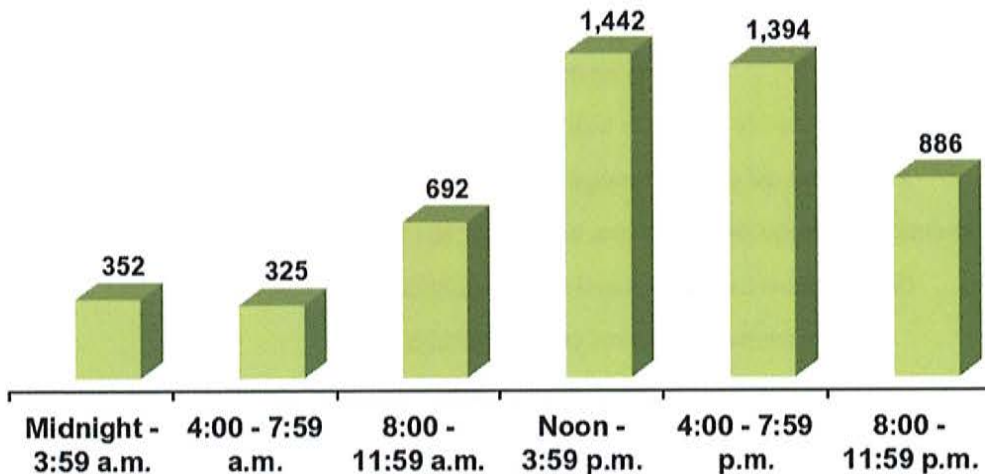
## Fire Incidents by Month



## Fire Incidents by Day of Week

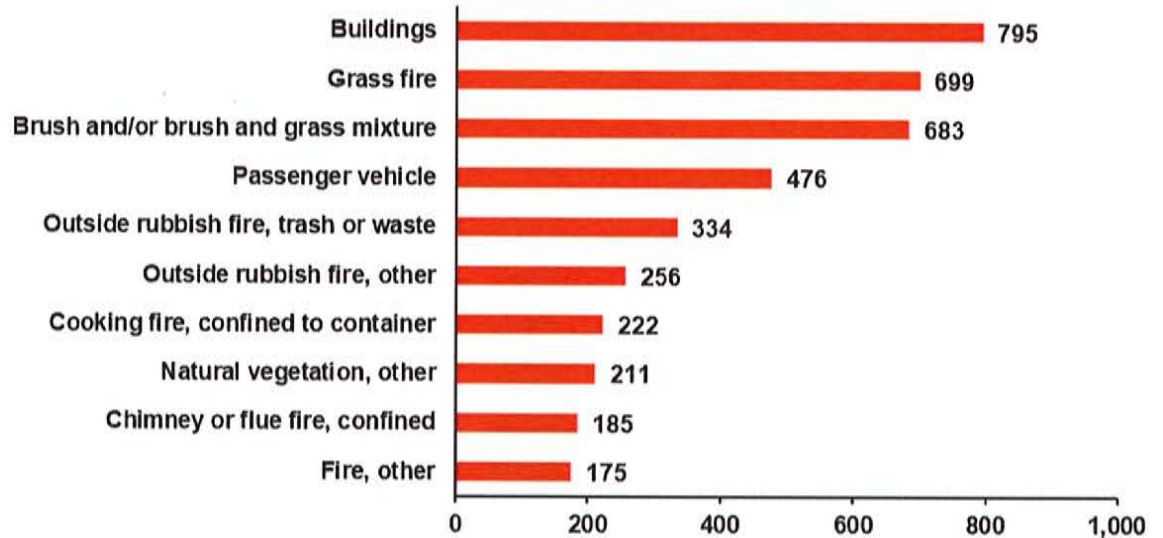


## Fire Incidents by Hour

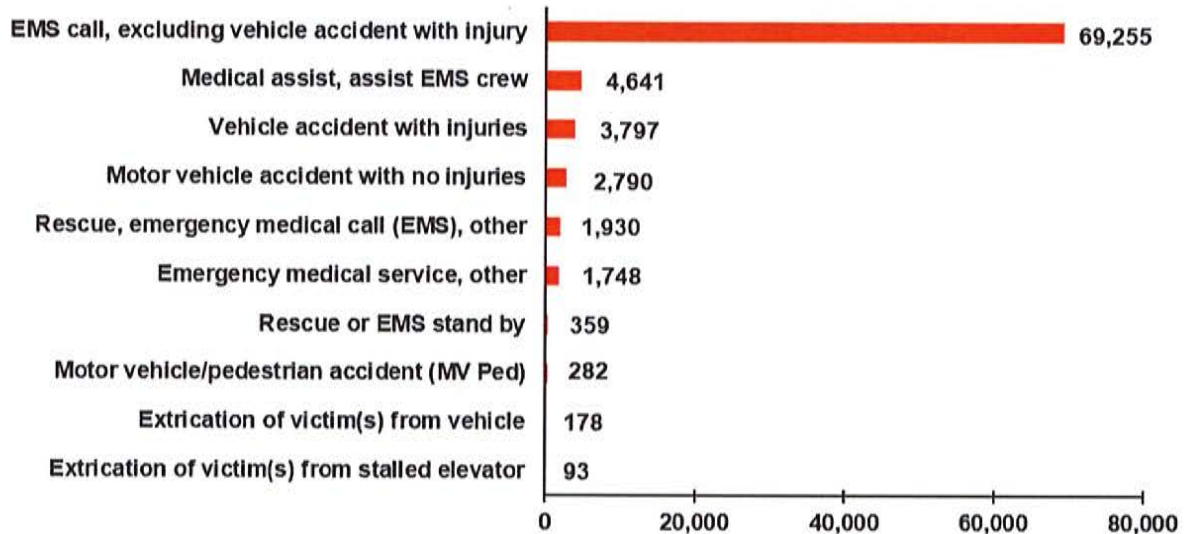


# TOP 10 INCIDENT TYPES BY CATEGORIES

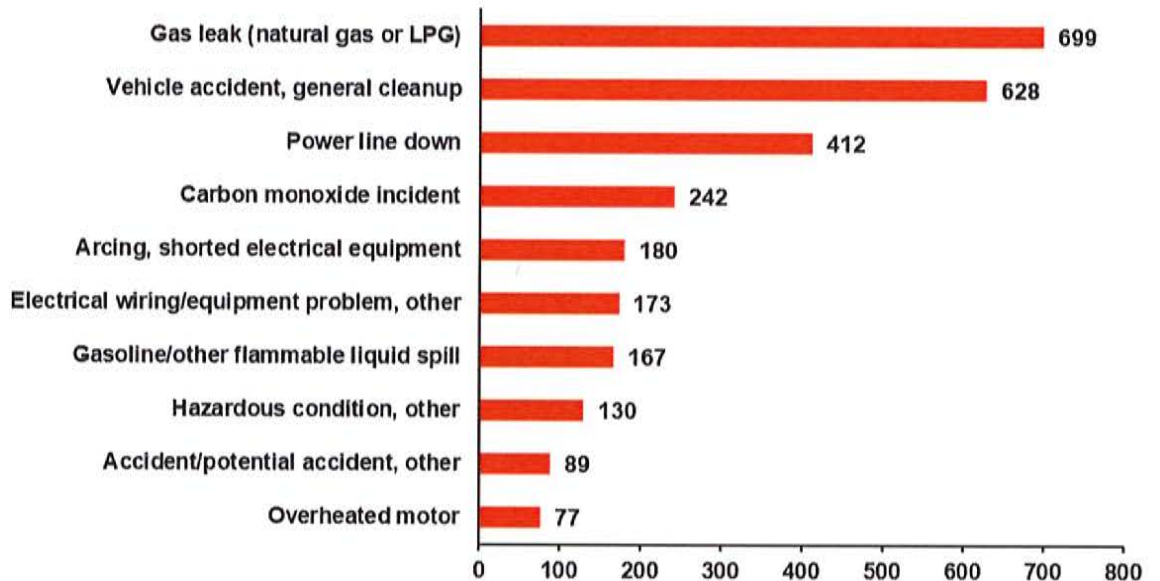
## Fire



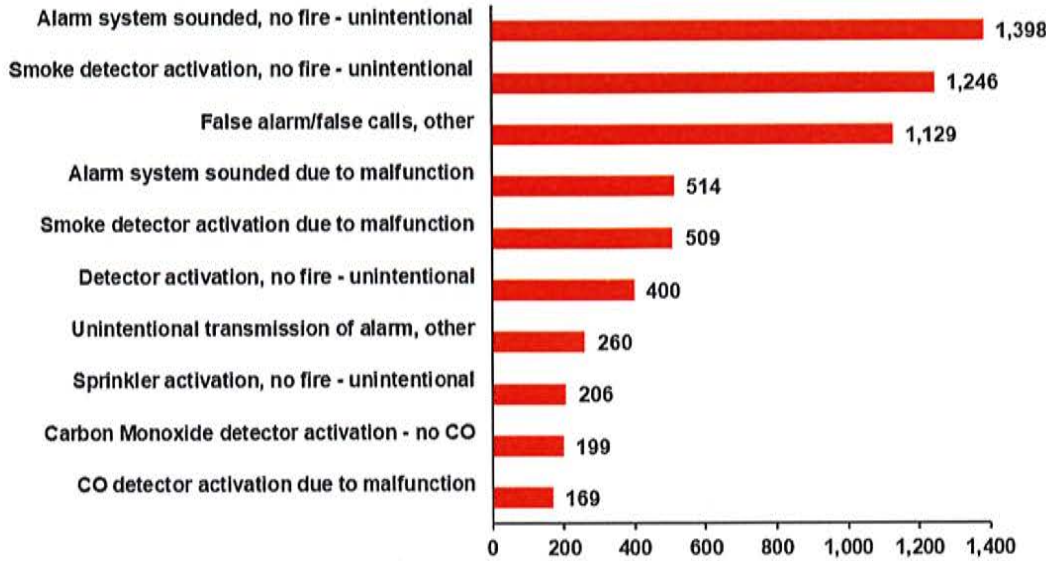
## Rescue/ EMS



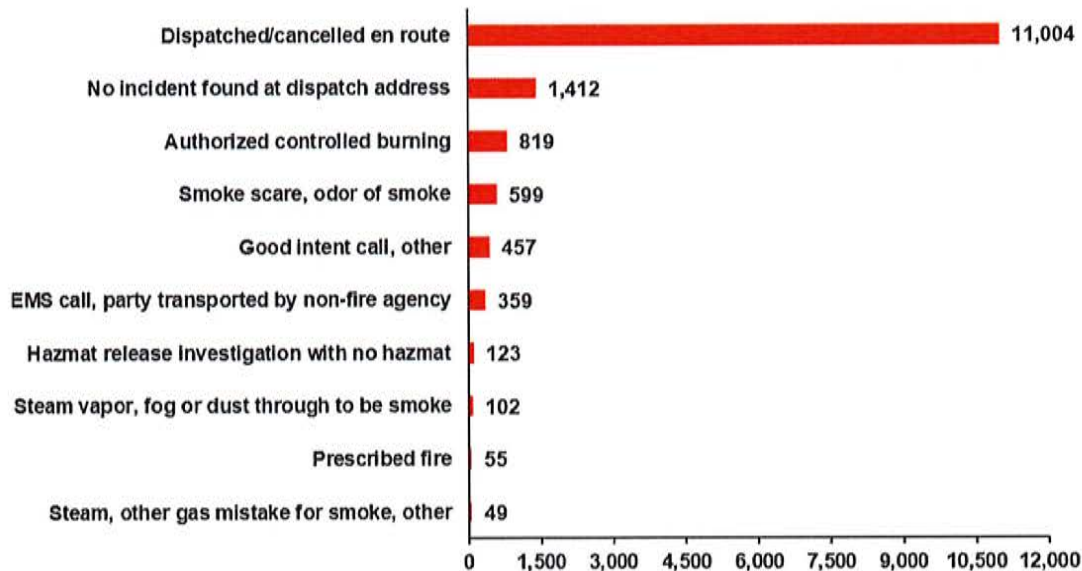
## Hazardous Condition




# TOP 10 INCIDENT TYPES BY CATEGORIES



## False Calls



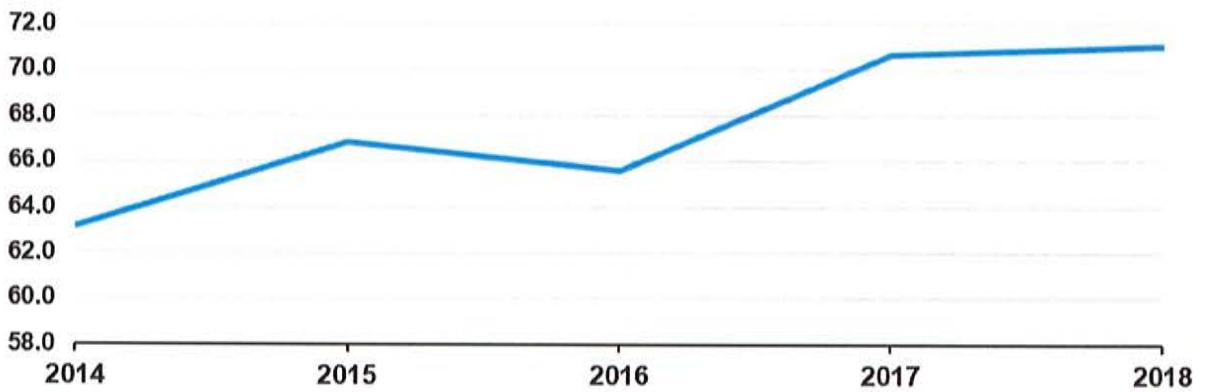
## Good Intent



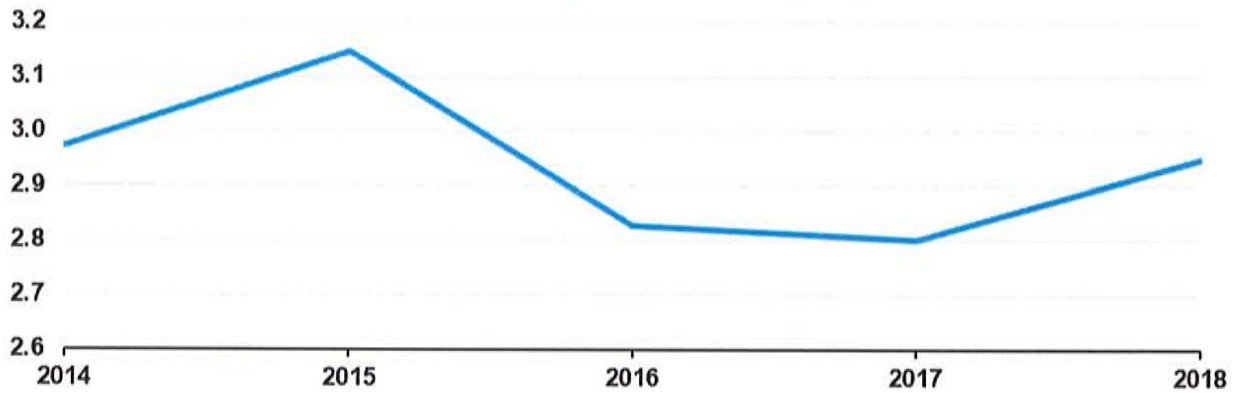
## Service Call

# FIVE-YEAR TRENDS

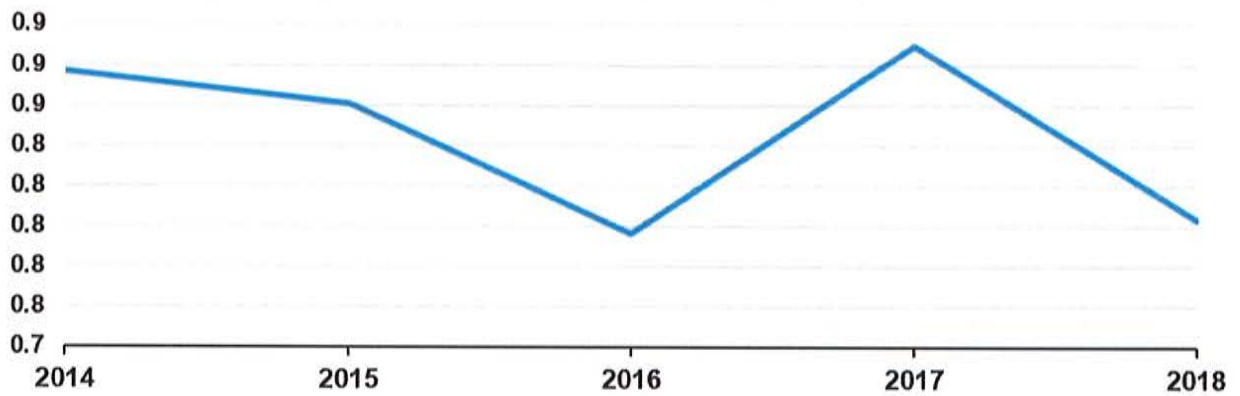
## Incidents per 1,000 Population



## Fire Incidents per 1,000 Population



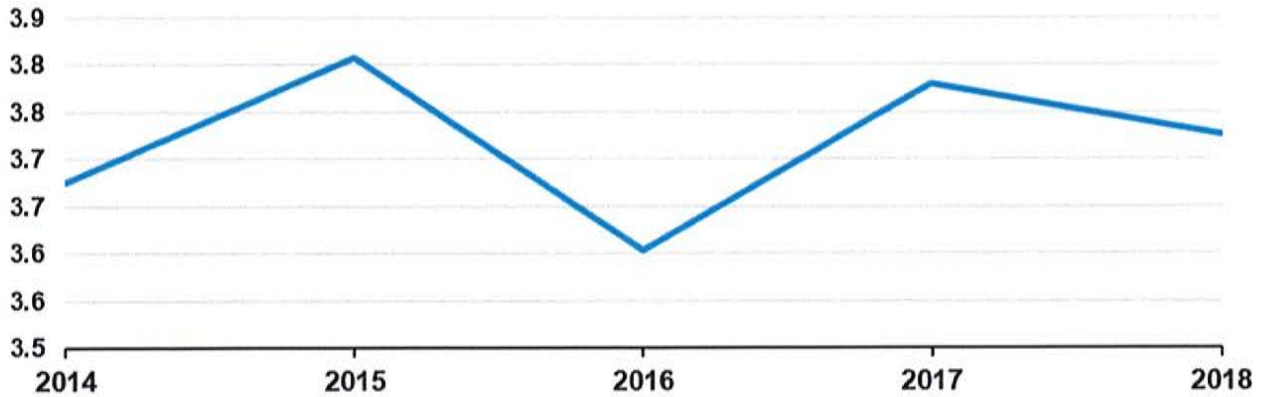
## Structure Fire Incidents per 1,000 Population



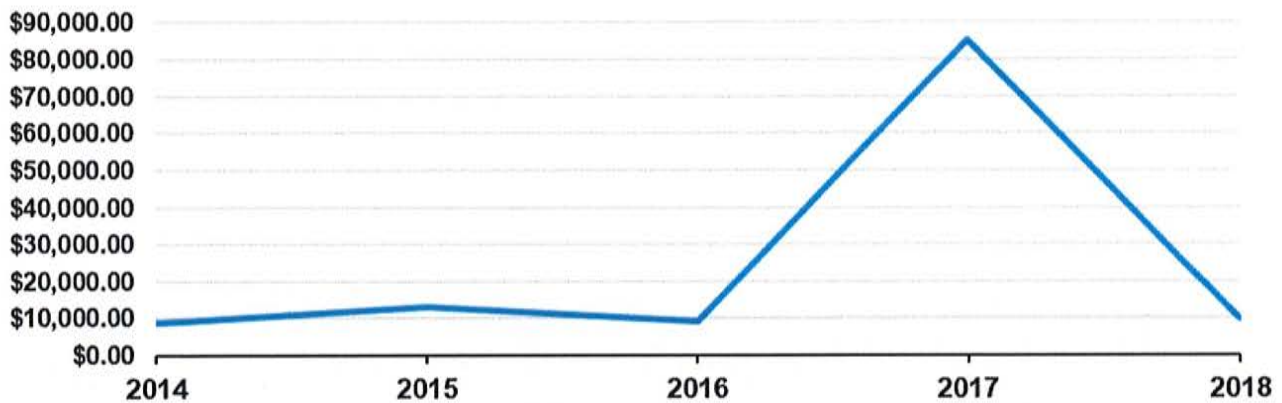


# FIVE-YEAR TRENDS

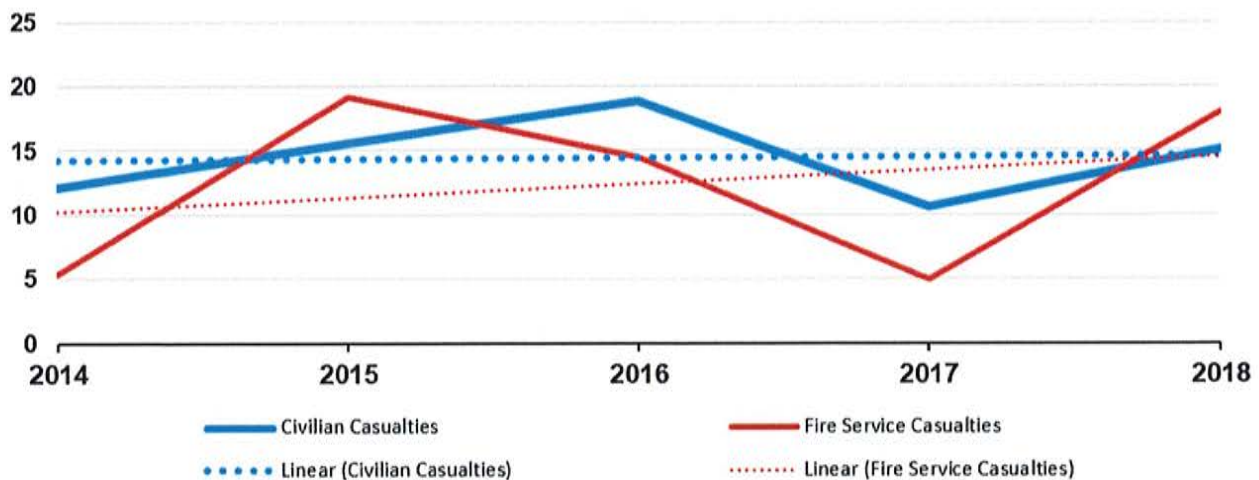
## False Call Incidents per 1,000 Population



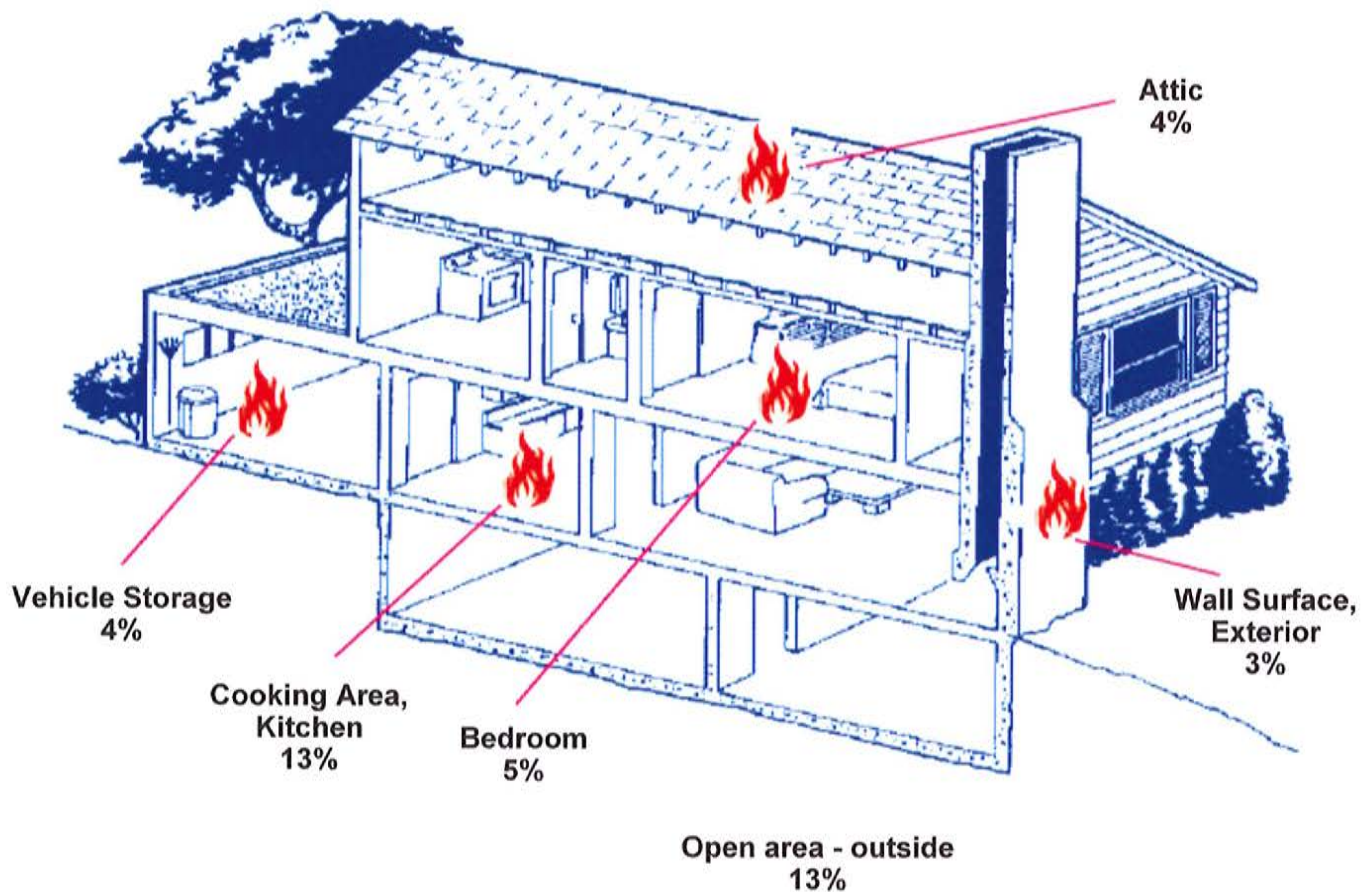
## Average Dollar Loss per Fire Incident



## Civilian and Fire Service Casualties per 1,000 Fire Incidents



# MOST FREQUENT RESIDENTIAL STRUCTURE FIRES



Area of Origin	Incident Count	Dollar Loss
Cooking area, kitchen	151	\$1,921,025
Bedroom - fewer than 5 persons	55	\$1,406,620
Vehicle storage area: garage, carport	46	\$3,796,650
Attic: vacant, crawl space above top story, cupola	43	\$1,668,400
Open area - outside	151	\$465,502
Wall surface, exterior	38	\$1,138,100
Wall assembly	28	\$2,151,200
Exterior balcony, unenclosed porch	22	\$1,071,655
Common room, den, family room, lounge	43	\$1,125,300
Laundry area, wash house	33	\$396,800
<b>Total</b>	<b>611</b>	<b>\$15,141,252</b>

# STRUCTURE FIRE BY TYPE

Type	Incident Count	Dollar Loss	
Assembly	church, stadium, clubs, convention center, restaurant, museum	83	\$4,404,920
Educational	schools and daycare in commercial property	25	\$70,871
Health care/jail	nursing homes, mental health facilities, hospitals, police stations, jails/prisons	32	\$166,210
Residential	1 or 2 family dwelling, apartments, hotel/motel, dormitory	1,662	\$27,656,599
Mercantile	retail and grocery stores, gas stations, barber shops, dry cleaners, banks, repair shops	183	\$2,934,891
Utility/Agriculture	crops, livestock production, forest/woodland, sanitation utility	22	\$1,550,785
Manufacturing	processing	37	\$356,500
Storage	outbuildings, shed, livestock storage, parking garage, warehouse, self storage units	190	\$6,264,070
Outside/special property	open land, landfill, construction site, roads, parking lot	2,692	\$7,252,520
<b>Total</b>		<b>4,926</b>	<b>\$50,657,066</b>

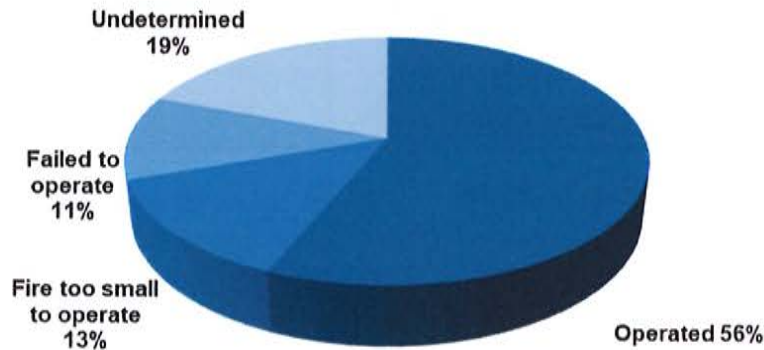
## Structure Fire Loss

(\$1,000,000 or more)

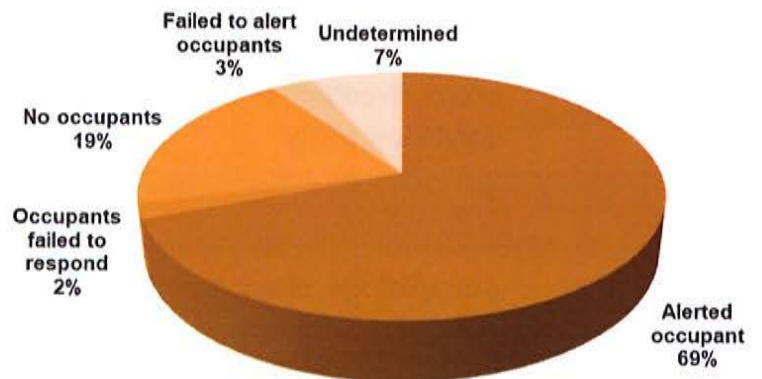
Estimated Dollar Loss	Date	Location	Responding Fire Department	Property Type	Cause of Fire
\$2,500,000	June 2018	Eagle	Eagle Fire Protection District	Residential	Undetermined
\$1,112,000	April 2018	Ketchum	Ketchum Fire Department	Eating, drinking	Trash or waste

# SMOKE DETECTOR PERFORMANCE

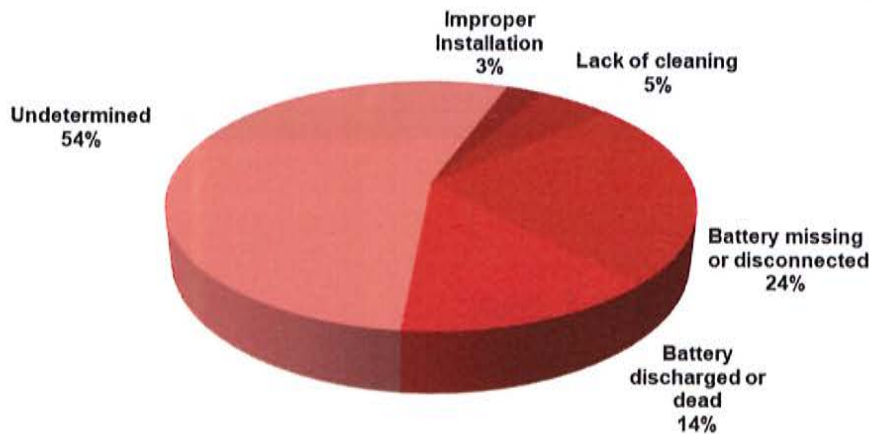
## Detector Operation



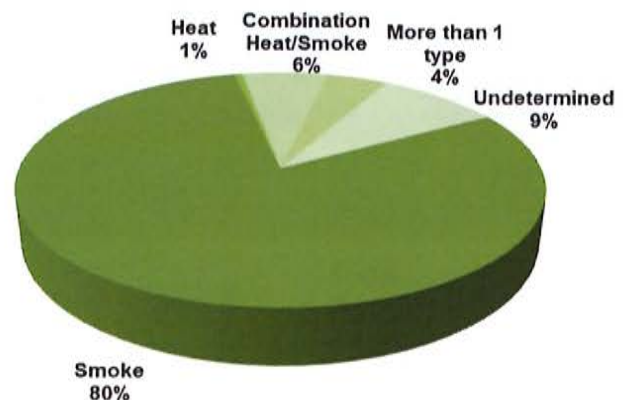
## Detector Effectiveness



## Detector Failure

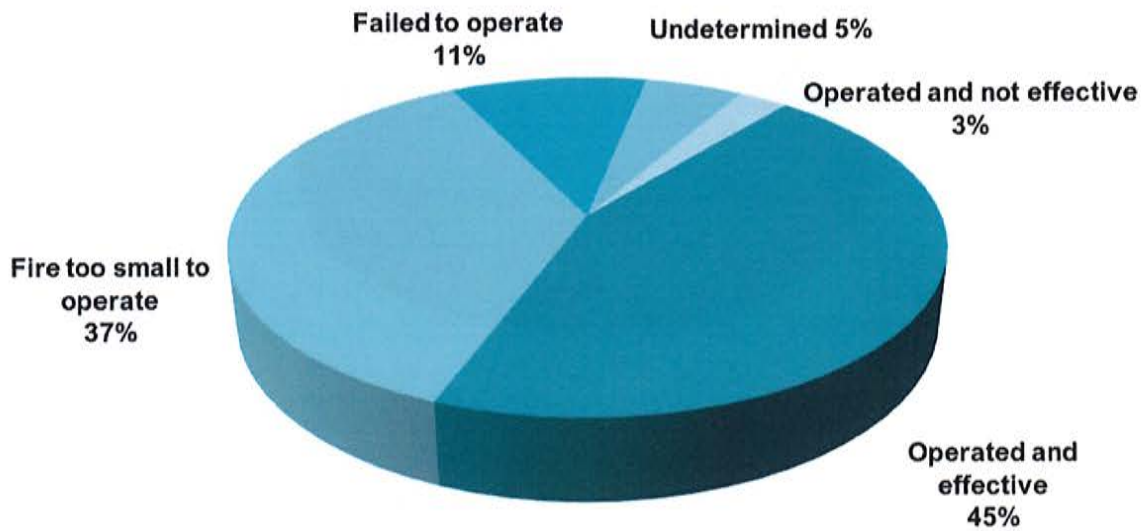


## Detector Type

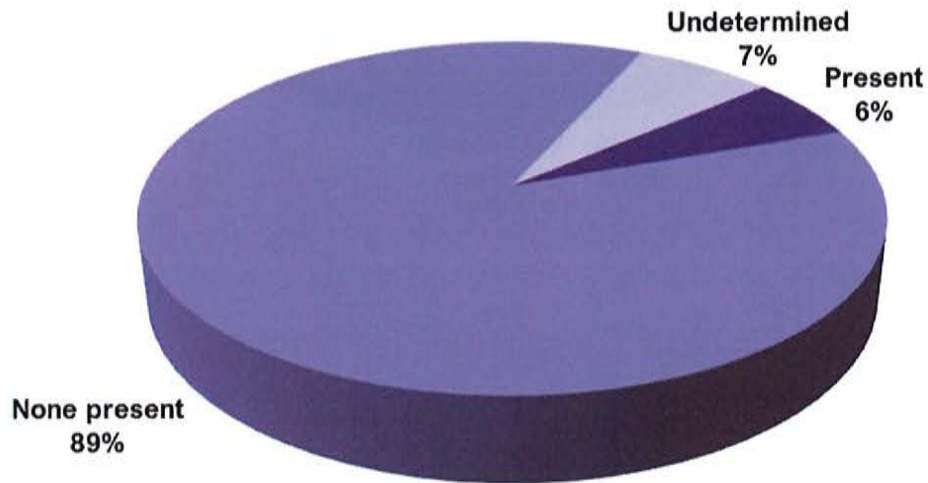


# AUTOMATIC EXTINGUISHING SYSTEMS (AES)

## AES Operation

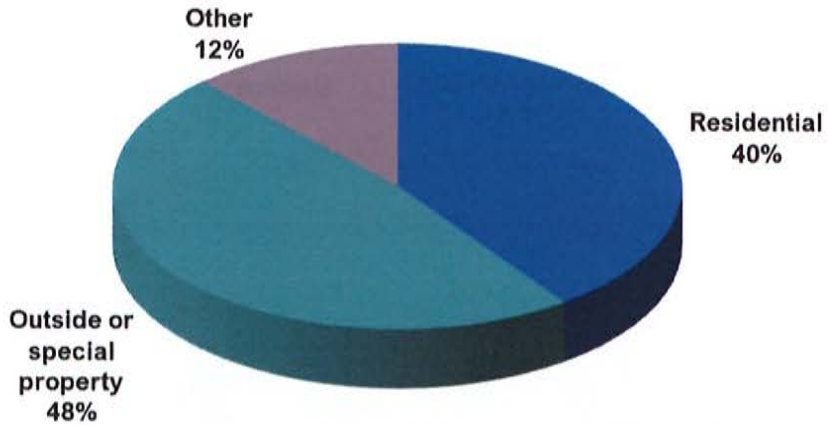


## AES Presence

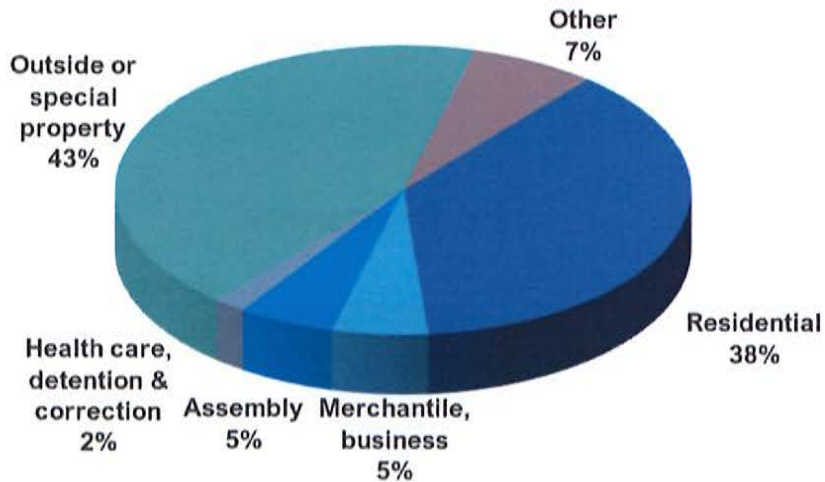


# CIVILIAN CASUALTIES

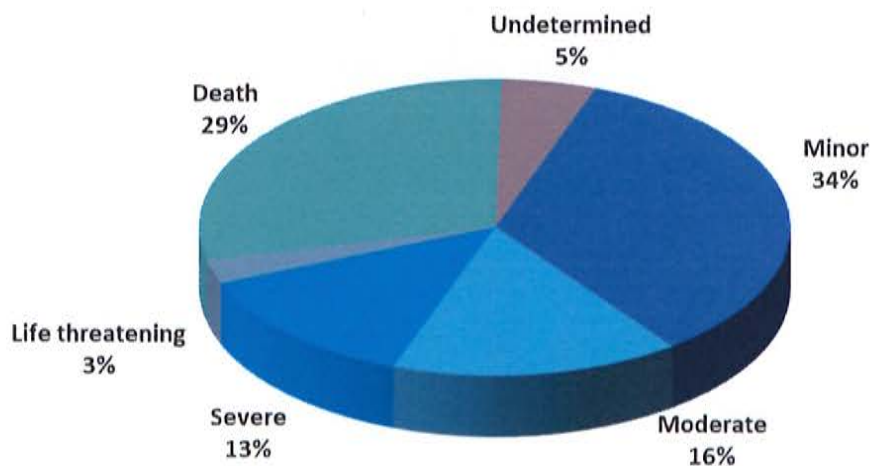
## Civilian Fatalities by Property Use



## Civilian Injuries by Property Use

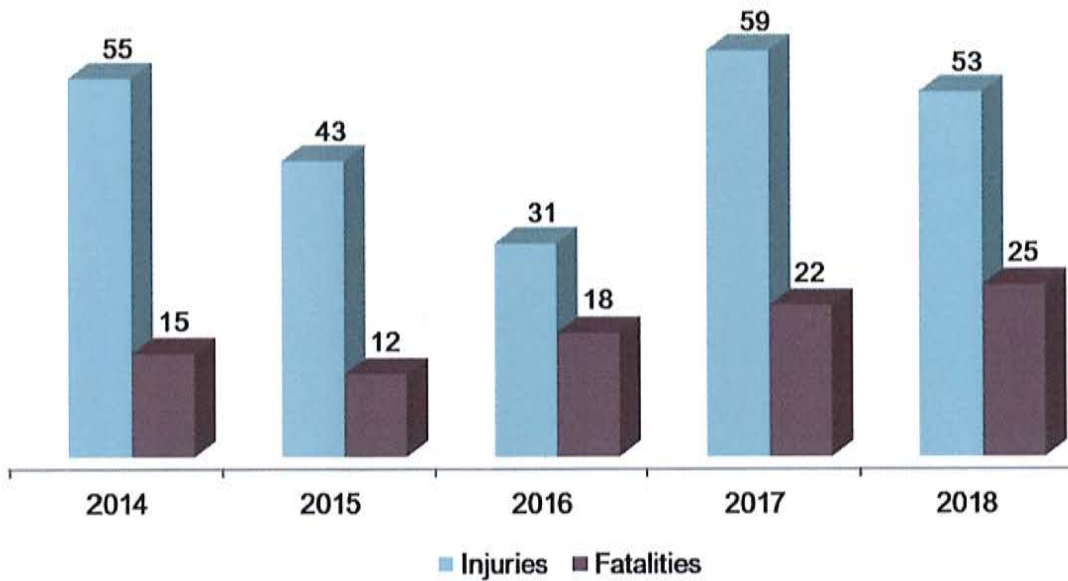


## Civilian Casualties by Severity

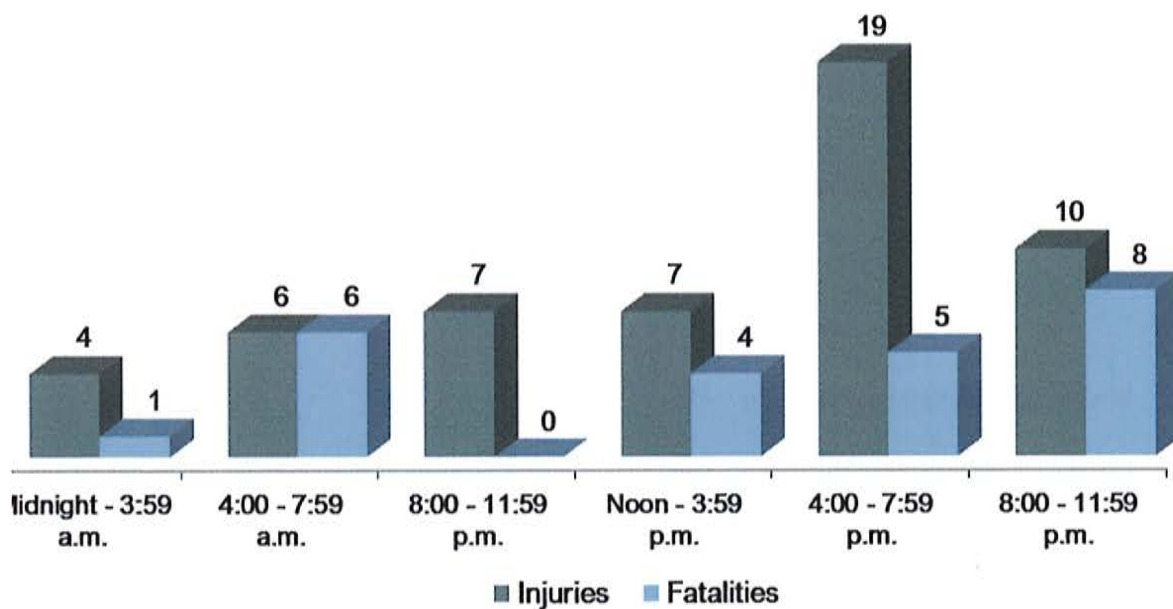


# CIVILIAN CASUALTIES

## Civilian Casualties for Last Five Years

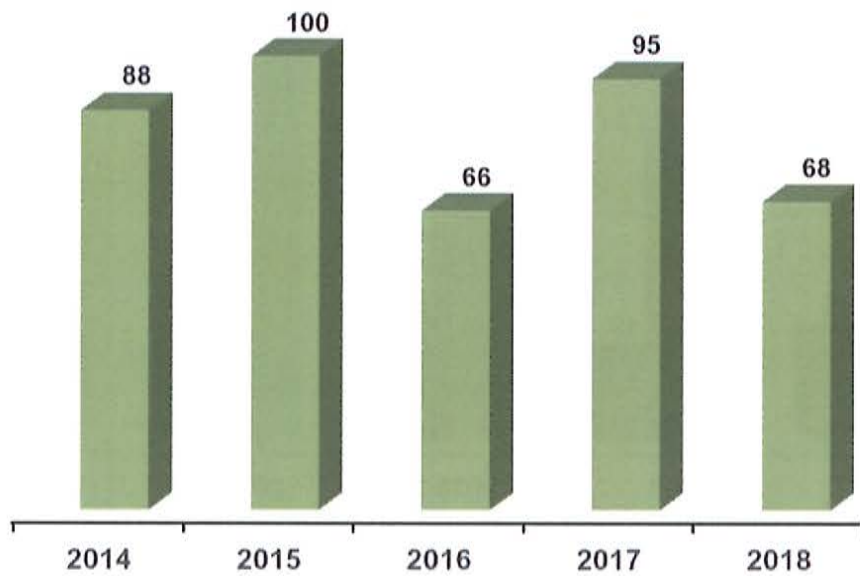


## Civilian Casualties by Hour

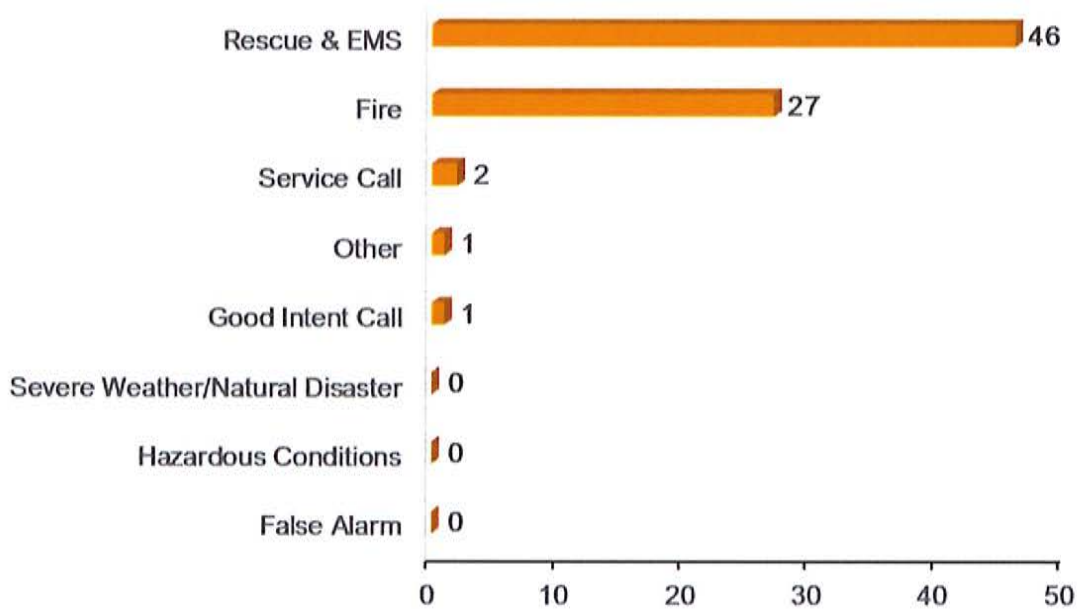


# FIRE SERVICE CASUALTIES

## Fire Service Injuries for the Last Five Years



## Fire Service Injuries by Incident Type





# COMPARISON OF 2018 AND 2017 POPULATIONS AND INCIDENTS

Comparisons of 2018 and 2017 County Populations and Reported Incidents  
(Population source: U.S. Census Bureau)

County	2018 Population	2017 Population	Difference	Total 2018 Incidents Reported	Total 2017 Incidents Reported	Difference	Total 2018 Fire Incidents Reported	Total 2017 Fire Incidents Reported	Difference
Ada	469,966	458,849	↑ 13,117	29,122	30,196	↓ -1,074	679	714	↓ -35
Adams	4,250	4,147	↑ 103	33	89	↓ -56	9	25	↓ -16
Bannock	87,138	85,289	↑ 1,869	9,179	9,420	↓ -241	211	184	↑ 27
Bear Lake	6,050	6,028	↑ 22	65	25	↑ 40	16	10	↑ 6
Benewah	9,226	9,184	↑ 42	579	474	↑ 105	50	38	↑ 12
Bingham	46,236	45,927	↑ 309	717	780	↓ -63	252	264	↓ -12
Blaine	22,601	22,024	↑ 577	2,643	2,562	↑ 81	92	94	↓ -2
Boise	7,634	7,290	↑ 344	426	347	↑ 79	44	43	↑ 1
Bonner	44,727	43,560	↑ 1,167	3,538	3,772	↓ -234	198	159	↑ 39
Bonneville	116,854	114,595	↑ 2,259	13,054	4,860	↑ 8,194	237	72	↑ 165
Boundary	11,948	11,922	↑ 26	415	434	↓ -19	57	38	↑ 21
Butte	2,611	2,602	↑ 9	20	18	↑ 2	10	7	↑ 3
Camas	1,127	1,102	↑ 25	1	3	↓ -2	1	1	0
Canyon	223,499	216,699	↑ 6,800	16,524	17,578	↓ -1,054	555	516	↑ 39
Caribou	7,060	7,034	↑ 26	59	45	↑ 14	34	23	↑ 11
Cassia	23,864	23,664	↑ 200	1,058	969	↑ 89	113	91	↑ 22
Clark	852	873	↓ -21	0	0	0	0	0	0
Clearwater	8,758	8,546	↑ 212	40	103	↓ -63	29	22	↑ 7
Custer	4,280	4,172	↑ 108	62	62	0	29	20	↑ 9
Elmore	27,259	26,823	↑ 436	296	291	↑ 5	109	108	↑ 1
Franklin	13,726	13,564	↑ 162	166	138	↑ 28	65	47	↑ 18
Fremont	13,168	13,094	↑ 74	98	61	↑ 37	47	26	↑ 21
Gem	17,634	17,379	↑ 255	441	452	↓ -11	119	108	↑ 11
Gooding	15,196	15,124	↑ 72	901	975	↓ -74	131	149	↓ -18
Idaho	16,513	16,369	↑ 144	141	133	↑ 8	73	80	↓ -7
Jefferson	29,439	28,446	↑ 993	253	156	↑ 97	149	92	↑ 57
Jerome	24,015	23,627	↑ 388	1,501	1,537	↓ -36	159	180	↓ -21
Kootenai	161,505	157,637	↑ 3,868	20,333	20,109	↑ 224	409	407	↑ 2
Latah	40,134	39,333	↑ 801	1,910	2,217	↓ -307	112	96	↑ 16
Lemhi	7,961	7,875	↑ 86	2	91	↓ -89	2	44	↓ -42
Lewis	3,861	3,887	↓ -26	371	576	↓ -205	11	35	↓ -24
Lincoln	5,360	5,318	↑ 42	0	4	0	0	1	↓ -1
Madison	39,304	39,141	↑ 163	793	677	↑ 116	80	86	↓ -6
Minidoka	20,825	20,729	↑ 96	1,165	1,133	↑ 32	106	140	↓ -34
Nez Perce	40,408	40,385	↑ 23	7,383	7,423	↓ -40	135	121	↑ 14
Oneida	4,488	4,427	↑ 61	29	39	↓ -10	27	33	↓ -6
Owyhee	11,693	11,628	↑ 65	193	185	↑ 8	98	76	↑ 22
Payette	23,551	23,215	↑ 336	1,712	1,465	↑ 247	114	90	↑ 24
Power	7,768	7,600	↑ 168	65	54	↑ 11	26	22	↑ 4
Shoshone	12,796	12,542	↑ 254	1,686	1,659	↑ 27	94	84	↑ 10
Teton	11,640	11,381	↑ 259	702	695	↑ 7	44	53	↓ -9
Twin Falls	86,081	85,124	↑ 957	7,494	7,596	↓ -102	279	309	↓ -30
Valley	11,041	10,687	↑ 354	1,769	1,792	↓ -23	58	62	↓ -4
Washington	10,161	10,121	↑ 40	102	209	↓ -107	30	42	↓ -12
<b>TOTALS</b>	<b>1,754,208</b>	<b>1,716,943</b>	<b>↑ 37,265</b>	<b>127,041</b>	<b>121,404</b>	<b>↑ 5,637</b>	<b>5,093</b>	<b>4,810</b>	<b>↑ 283</b>

# FIRE DEPARTMENT PERSONNEL AND FUNDING

FDID	FIRE DEPARTMENT	COUNTY	POPULATION PROTECTED	CAREER FIREFIGHTERS	VOLUNTEERS	MAIN FUNDING RESOURCE
01100	Boise Fire Department	Ada	220,000	246	0	Tax
01344	Eagle Fire Protection District	Ada	25,000	43	20	Tax
01248	Idaho Department of Corrections Fire Department	Ada	6,000	0	20	Tax
01246	Kuna Rural Fire District	Ada	25,000	12	0	Tax
01313	Meridian Fire Department	Ada	102,000	65	0	Tax
01342	Star Fire Protection District	Ada	10,700	13	0	Tax
03338	Bear Fire District	Adams	37	0	12	Tax
03320	Council Valley Volunteer Fire Department	Adams	1,000	0	15	Tax
03334	Indian Valley Rural Fire Department	Adams	800	0	23	Tax
03340	Meadows Valley Fire Protection District	Adams	1,000	0	12	Tax
05322	Arimo Fire Department	Bannock	314	0	8	Tax
05207	Chubbuck Fire Department	Bannock	25,000	10	20	Tax
05326	Downey Volunteer Fire District	Bannock	1,500	0	0	Tax
05328	Inkom Fire Department	Bannock	2,500	0	18	Tax
05329	Lava Hot Springs Volunteer Fire Department	Bannock	1,900	0	18	Tax
05340	McCammon Fire Department	Bannock	200	0	10	Tax
05101	Pocatello Fire Department	Bannock	56,000	80	0	Tax
05331	Pocatello Valley Fire Protection District	Bannock	0	0	0	Private
07333	Bear Lake Fire District	Bear Lake	2,300	0	0	Tax
07301	Montpelier Fire Department	Bear Lake	2,650	0	21	Tax
09320	Emida Fire District	Benewah	400	0	12	Tax
09330	Fernwood Fire Protection District	Benewah	1,500	0	15	Tax
09302	Gateway Fire Protection District	Benewah	2,500	1	12	Tax
09366	St. Maries Fire Protection District	Benewah	4,000	2	35	Tax
09335	Tensed Rural Fire District	Benewah	350	0	16	Tax
11303	Aberdeen/Springfield Fire District	Bingham	2,000	0	25	Tax
11360	Atomic City Fire Department	Bingham	400	0	11	Tax
11101	Blackfoot Fire Department	Bingham	3,500	29	10	Tax
11334	Fort Hall Fire & EMS District	Bingham	6,500	20	4	Tribal Funds
11355	Shelley Rural Fire District	Bingham	8,000	0	20	Tax
11357	Firth Rural Fire District	Bingham	0	0	20	Tax
13302	Bellevue Fire Department	Blaine	2,400	0	17	Tax
13354	Carey Rural Fire Protection District	Blaine	1,475	0	14	Tax
13301	Hailey Fire Department	Blaine	10,000	3	31	Tax
13203	Ketchum Fire Department	Blaine	5,000	9	37	Tax
13308	Smiley Creek Rural Fire Protection District	Blaine	120	0	14	Subscription Dues
13306	Sun Valley Fire Protection District	Blaine	400	2	22	Tax
13334	Wood River Fire & Rescue	Blaine	8,000	10	34	Tax
15309	Centerville Volunteer Fire Department	Boise	375	0	9	Yes
15330	Clear Creek Volunteer Fire Department	Boise	520	0	20	Yes
15311	Garden Valley Fire Protection District	Boise	3,800	2	28	Yes
15345	Horseshoe Bend Fire Protection District	Boise	1,750	0	18	Yes
15324	Idaho City Volunteer Fire Department	Boise	2,000	0	12	Yes

# FIRE DEPARTMENT PERSONNEL AND FUNDING

FDID	FIRE DEPARTMENT	COUNTY	POPULATION PROTECTED	CAREER FIREFIGHTERS	VOLUNTEERS	MAIN FUNDING RESOURCE
15342	Lowman Fire District, Inc.	Boise	300	0	12	Subscription Dues
15301	Placerville Fire Protection District	Boise	600	0	18	Tax
15313	Robie Creek Volunteer Fire Department	Boise	450	0	16	Subscription Dues
15335	Thorn Creek Volunteer Fire Department	Boise	650	0	12	Subscription Dues
15340	Wilderness Ranch Fire Protection District	Boise	2,100	1	31	Tax
17314	Clark Fork Fire & Rescue	Bonner	2,500	0	14	Tax
17344	Coolin-Cavanaugh Bay Fire Protection District	Bonner	400	0	35	Tax
17345	Kilroy Bay-Pine Cove Fire Department	Bonner	0	0	10	Tax
17339	North of the Narrows Fire District	Bonner	300	1	30	Tax
17333	Northside Fire District	Bonner	10,000	3	25	Tax
17341	Sagle Fire District	Bonner	0	0	0	Tax
17360	Sam Owen Fire District	Bonner	0	0	23	Tax
17201	Sandpoint Fire Department	Bonner	3,000	0	0	Tax
17349	Schweitzer Fire District	Bonner	4,000	2	10	Tax
17346	Selkirk Fire, Rescue & EMS	Bonner	25,000	22	30	Tax
17361	Upper Pack River Volunteer Fire District	Bonner	0	0	0	Tax
17337	West Pend Oreille Fire District	Bonner	6,000	0	45	Tax
17319	West Priest Lake Fire District	Bonner	700	0	25	Tax
17335	Westside Fire District	Bonner	2,300	0	0	Tax
19315	Ammon Fire Department	Bonneville	15,000	5	37	Tax
19340	Greater Swan Valley Fire Protection District #2	Bonneville	2,500	1	29	Tax
19101	Idaho Falls Fire Department	Bonneville	100,000	107	0	Tax
19317	Ucon Fire Department	Bonneville	1,200	0	0	Tax
21301	Bonnors Ferry Fire Department	Boundary	2,500	0	24	Tax
21333	Curley Creek Volunteer Fire Department	Boundary	300	0	15	Subscription Dues
21344	Hall Mountain Volunteer Fire Department	Boundary	1,600	0	18	Subscription Dues
21315	Moyie Springs Fire Department	Boundary	680	0	9	Tax
21341	North Bench Fire District	Boundary	3,000	1	21	Tax
21348	Paradise Valley Fire District	Boundary	2,600	0	12	Tax
21346	South Boundary Fire Protection District	Boundary	2,700	1	24	Tax
23316	Arco Fire Department	Butte	1,500	0	10	Tax
23320	INL Fire Department	Butte	6,000	85	0	Federal
23341	Lost River Fire Protection District	Butte	2,000	0	12	Tax
25301	City of Fairfield Fire Department	Camas	1,013	0	15	Tax
25340	West Magic Fire District	Camas	120	0	5	Tax
27211	Caldwell Fire Department	Canyon	67,000	42	0	Tax
27344	Melba Rural Fire Protection District	Canyon	4,000	0	30	Tax
27336	Middleton Rural Fire District	Canyon	21,600	9	41	Tax
27101	Nampa Fire Department	Canyon	108,000	80	0	Tax
27338	Parma Rural Fire Protection District	Canyon	10,000	3	30	Tax
27109	SW Haz Mat Regional Team	Canyon	0	0	0	Tax
27339	Upper Deer Flat Fire Protection District	Canyon	0	0	22	Tax
27307	Wilder Rural Fire Protection District	Canyon	4,100	7	9	Tax

# FIRE DEPARTMENT PERSONNEL AND FUNDING

FDID	FIRE DEPARTMENT	COUNTY	POPULATION PROTECTED	CAREER FIREFIGHTERS	VOLUNTEERS	MAIN FUNDING RESOURCE
29306	Bancroft Volunteer Fire Department	Caribou	500	0	16	Tax
29305	Caribou County Fire Department	Caribou	6,000	0	15	Tax
29309	Grace Fire Department	Caribou	960	0	14	Tax
29301	Soda Springs Fire Department	Caribou	3,300	0	16	Tax
31343	Ace Fire Protection Association Unit	Cassia	500	0	12	Tax
31342	Albion Fire Protection District	Cassia	305	0	10	Tax
31201	Burley Fire Department	Cassia	19,000	10	25	Tax
31334	Declo Fire Department	Cassia	0	0	11	Tax
31340	Oakley Fire Department	Cassia	1,400	0	10	Tax
31338	Raft River Protection District	Cassia	1,148	0	18	Tax
33329	Dubois City Fire Department	Clark	650	0	17	Tax
35301	Elk River Volunteer Fire Department	Clearwater	125	0	8	Fundraisers
35341	Evergreen Rural Fire District	Clearwater	240	0	0	Tax
35330	Grangemont Fire Department	Clearwater	0	0	0	Tax
35303	Orofino Fire Department	Clearwater	4,000	1	22	Tax
35309	Pierce Volunteer Fire Department	Clearwater	500	0	10	Tax
35338	Sunnyside Rural Fire District	Clearwater	425	0	20	Tax
35305	Twin Ridge Rural Fire District	Clearwater	500	0	25	Tax
35344	Upperfords Creek Rural Fire Department	Clearwater	300	0	0	Tax
35312	Weippe Fire Department	Clearwater	600	0	25	Tax
37302	Challis Volunteer Fire Department	Custer	1,100	0	51	Tax
37334	North Custer Rural Fire Department	Custer	2,500	0	35	Tax
37301	Sawtooth Valley Rural Fire District	Custer	400	0	19	Tax
37354	South Custer Rural Fire Protection District	Custer	1,000	0	30	Tax
39338	Atlanta Rural Fire Department	Elmore	40	1	8	Tax
39303	Glenns Ferry Fire Department	Elmore	1,300	0	17	Tax
39336	King Hill Rural Fire District	Elmore	0	0	0	Tax
39334	Mountain Home Rural Fire Protection District	Elmore	0	2	31	Tax
39301	Mountain Home Volunteer Fire Department	Elmore	20,000	0	0	Tax
39309	Oasis Volunteer Fire Department	Elmore	180	0	25	Tax
41301	Franklin County Fire District	Franklin	13,000	1	27	Tax
43334	Island Park Fire Protection District	Fremont	2,000	0	24	Tax
43336	North Fremont Fire District, Inc.	Fremont	3,000	0	22	Tax
43338	South Fremont Fire District	Fremont	7,500	0	23	Tax
45301	Emmett Fire Department	Gem	6,500	1	15	Tax
45334	Gem County Fire Protection District #1	Gem	10,000	1	30	Tax
45339	Gem County Fire Protection District #2	Gem	1,600	0	35	Tax
47341	Bliss Fire District	Gooding	696	1	9	Tax
47301	Gooding City/Rural Fire Department	Gooding	7,000	1	21	Tax
47323	Hagerman Fire Protection District	Gooding	2,500	1	23	Tax
47303	Wendell City Fire Department	Gooding	3,287	2	18	Tax
47335	Wendell Rural Fire Protection District	Gooding	0	0	0	Tax

# FIRE DEPARTMENT PERSONNEL AND FUNDING

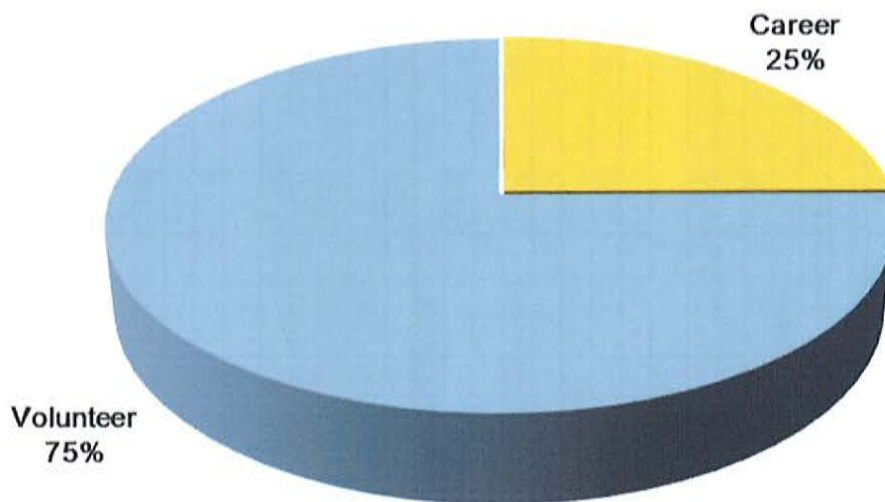
FDID	FIRE DEPARTMENT	COUNTY	POPULATION PROTECTED	CAREER FIREFIGHTERS	VOLUNTEERS	MAIN FUNDING RESOURCE
49352	BPC Rural Fire Department, Inc	Idaho	1,200	0	18	Subscription Dues
49340	Carrot Ridge Volunteer Fire District	Idaho	200	0	20	Subscription Dues
49310	Cottonwood Volunteer Fire Department	Idaho	100	0	22	Tax
49335	Cottonwood Rural Fire District	Idaho	600	0	0	Tax
49316	Elk City Volunteer Fire Department	Idaho	400	0	6	Donations
49327	Ferdinand Fire Department	Idaho	150	0	12	Grants
49375	Glenwood/Caribel Volunteer Fire Department	Idaho	680	0	17	Subscription Dues
49308	Grangeville City Fire Department	Idaho	0	0	20	Tax
49334	Grangeville Rural Fire District	Idaho	0	0	0	Tax
49362	Harpster Fire Protection District	Idaho	200	0	19	Tax
49330	Kooskia Fire Department	Idaho	3,000	0	16	No
49336	Ridge Runner Fire Department	Idaho	800	0	15	Grants
49350	Riggins City Fire Department	Idaho	440	0	16	Tax
49338	Salmon River Rural Fire Department	Idaho	2,500	0	29	Subscription Dues
43929	Stites Fire Department	Idaho	229	0	9	Tax
49377	White Bird Fire Department	Idaho	150	0	2	Tax
51334	Central Fire District	Jefferson	20,000	2	85	Tax
51337	Hamer Fire Protection District	Jefferson	0	0	0	Tax
51314	Roberts Fire Department	Jefferson	0	0	0	Tax
51340	West Jefferson Fire Control District	Jefferson	3,500	0	25	Tax
53353	First Segregation Fire District	Jerome	2,500	1	10	Tax
53201	Jerome City Fire Department	Jerome	12,500	14	16	Tax
53333	Jerome Rural Fire District #1	Jerome	12,000	1	18	Tax
55201	Coeur d'Alene Fire Department	Kootenai	50,000	48	0	Tax
55360	East Side Fire Protection District	Kootenai	1,200	0	26	Tax
55346	Hauser Lake Fire Protection District	Kootenai	2,200	1	18	Tax
55234	Kootenai County Fire & Rescue	Kootenai	4,000	55	0	Tax
55209	Kootenai County Haz Mat	Kootenai	141,132	0	33	Tax
55354	Mica-Kidd Island Fire Protection District	Kootenai	2,100	2	31	Tax
55342	Northern Lakes Fire Protection District	Kootenai	3,700	33	6	Tax
55338	Spirit Lake Fire Protection District	Kootenai	8,250	9	14	Tax
55352	Timberlake Fire Protection District	Kootenai	9,000	7	15	Tax
55336	Worley Fire Protection District	Kootenai	2,700	6	13	Tax
57309	Bovill Fire Protection District	Latah	350	0	15	Tax
57342	Deary Rural Fire District	Latah	1,300	0	25	Tax
57338	Genesee City Fire Department	Latah	955	0	25	Tax
57307	Juliaetta Volunteer Fire Department	Latah	600	0	11	Tax
57306	Kendrick Volunteer Fire Department	Latah	0	0	0	Tax
57301	Moscow Volunteer Fire Department	Latah	25,000	5	100	Tax
57334	Moscow Rural Fire Protection District	Latah	0	0	0	Tax
57336	Potlatch Rural Fire District	Latah	3,500	0	35	Tax
57340	Troy Rural Fire District	Latah	2,500	0	33	Tax
57304	Troy Volunteer Fire Department	Latah	0	0	0	Tax

# FIRE DEPARTMENT PERSONNEL AND FUNDING

FDID	FIRE DEPARTMENT	COUNTY	POPULATION PROTECTED	CAREER FIREFIGHTERS	VOLUNTEERS	MAIN FUNDING RESOURCE
59310	Elk Bend Fire Protection District	Lemhi	300	0	18	Tax
59315	Leadore Community Volunteer Fire Department	Lemhi	2,500	0	23	Tax
59330	Lemhi County Fire Protection District #1	Lemhi	6,500	0	42	Tax
59333	North Fork Fire Protection District	Lemhi	600	0	11	Tax
59351	Williams Lake Volunteer Fire Department	Lemhi	150	0	4	Subscription Dues
61304	Craigmont Fire Department	Lewis	500	0	15	Tax
61335	Kamiah Fire Department	Lewis	5,000	0	24	Tax
61334	Kamiah Rural Fire Protection District	Lewis	0	0	0	Tax
61310	Nezperce Fire Department/District	Lewis	1,500	0	0	Tax
61308	Winchester Volunteer Fire Department	Lewis	500	0	10	Tax
61312	Winchester Rural Fire District	Lewis	1,200	0	12	Tax
63306	Dietrich Fire District	Lincoln	500	0	11	Tax
63308	Richfield Fire Protection District	Lincoln	700	0	10	Tax
63301	Shoshone City/Rural Fire District	Lincoln	0	0	14	Tax
65234	Madison Fire Department	Madison	42,000	17	60	Tax
67336	Minidoka County Fire Protection District	Minidoka	10,000	0	40	Tax
67301	Rupert City Fire & Rescue	Minidoka	5,900	1	24	Tax
67334	West End Fire Protection District	Minidoka	8,800	1	18	Tax
69347	Arrow Junction Fire Department	Nez Perce	300	0	21	Tax
69333	Big Canyon Fire District	Nez Perce	500	0	20	Tax
69306	Lapwai Fire Department	Nez Perce	0	0	10	Tax
69201	Lewiston Fire Department	Nez Perce	32,500	60	0	Tax
69344	Nez Perce County Fire Department	Nez Perce	10,000	0	19	Tax
69345	Wheatland Fire Protection District	Nez Perce	450	0	22	Tax
71301	Malad Volunteer Fire Department	Oneida	4,000	0	16	Tax
73340	Bruneau Fire Protection District	Owyhee	250	0	14	Tax
73338	Grand View Rural Fire Protection District	Owyhee	3,000	0	15	Tax
73334	Homedale Rural Fire Protection District	Owyhee	7,500	0	22	Tax
73336	Marsing Fire Protection District	Owyhee	20,000	0	32	Tax
73342	Murphy-Reynolds-Wilson Fire Protection District	Owyhee	1,200	0	47	Tax
73320	Silver City Fire & Rescue, Inc.	Owyhee	100	0	10	Donations
75302	Fruitland Fire Department	Payette	4,723	0	30	Tax
75336	New Plymouth Rural Fire District	Payette	1,000	0	22	Tax
75301	Payette Fire Department	Payette	9,000	5	20	Tax
75334	Payette Rural Fire District	Payette	9,500	0	25	Tax
75305	Sand Hollow Fire Protection District	Payette	700	0	12	Tax
77302	American Falls Rural Fire Department	Power	7,500	0	15	Tax
77330	American Falls Rural Fire Protection District	Power	0	0	15	Tax
77306	Rockland Rural Fire District	Power	500	0	15	Tax
79304	Mullan Volunteer Fire Department	Shoshone	690	0	23	Tax
79305	Prichard/Murray Volunteer Fire Department	Shoshone	500	0	15	Tax
79236	Shoshone County Fire Protection District #1	Shoshone	4,500	7	20	Tax

# FIRE DEPARTMENT PERSONNEL AND FUNDING

FDID	FIRE DEPARTMENT	COUNTY	POPULATION PROTECTED	CAREER FIREFIGHTERS	VOLUNTEERS	MAIN FUNDING RESOURCE
79234	Shoshone County Fire Protection District #2	Shoshone	8,000	12	25	Tax
79316	Shoshone County Fire Protection District #3	Shoshone	150	0	12	Tax
79310	St. Joe Valley Fire District	Shoshone	1,000	0	12	Tax
81334	Teton County Fire Protection District	Teton	11,500	21	9	Tax
83207	Buhl Fire Department	Twin Falls	9,000	5	36	Tax
83340	Castleford Fire District	Twin Falls	0	0	0	Tax
83338	Filer Fire Department	Twin Falls	14,000	2	24	Tax
83334	Rock Creek Rural Fire Protection District	Twin Falls	15,000	7	24	Tax
83349	Salmon Tract Rural Fire Protection District	Twin Falls	2,500	0	21	Tax
83101	Twin Falls Fire Department	Twin Falls	52,500	39	0	Tax
85334	Cascade Rural Fire Protection District	Valley	2,000	1	29	Tax
85304	Donnelly Rural Fire Protection District	Valley	2,000	8	16	Tax
85340	High Valley Fire Protection Association	Valley	0	0	0	Tax
85339	McCall Fire Protection District	Valley	6,000	12	26	Tax
85310	Silver Creek Volunteer Fire District	Valley	15	25	10	Subscription Dues
85307	Southern Idaho Timber Protective Association	Valley	0	0	0	Tax
87330	Cambridge Fire Protection District	Washington	950	0	21	Tax
87336	Midvale Fire Protection District	Washington	750	0	25	Tax
87334	Weiser City Fire & Rescue	Washington	750	0	28	Tax
87301	Weiser Rural Fire District	Washington	4,000	2	115	Tax



FDID	FIRE DEPARTMENTS	FIRES	PRESSURE RUPTURES, EXPLOSIONS, OVERHEAT	RESCUE CALLS	HAZARDOUS CONDITIONS	SERVICE CALLS	GOOD INTENT	FALSE CALLS	SEVERE WEATHER/NATURAL DISASTERS	OTHER INCIDENTS	TOTAL INCIDENTS	TOTAL FIRE DOLLAR LOSS	MUTUAL AID GIVEN	CIVILIAN INJURIES	CIVILIAN FATALITIES	FIRE SERVICE INJURIES	FIRE SERVICE FATALITIES	
<b>ADA COUNTY</b>																		
01100	BOISE FIRE DEPARTMENT	365	40	12,441	386	1,931	2,447	1,209	2	8	18,829	\$3,652,451	3,342	3	6	2	0	
01344	EAGLE FIRE PROTECTION DISTRICT	43	2	1,017	34	291	180	118	0	0	1,685	\$1,460,975	700	0	0	0	0	
01248	IDAHO DEPT OF CORRECTIONS FIRE DEPARTMENT	2	3	0	0	0	0	1	0	0	6	\$1,000	0	0	0	0	0	
01246	KUNA RURAL FIRE DISTRICT	64	0	999	36	141	210	78	0	0	1,528	\$83,610	55	0	0	0	0	
01313	MERIDIAN FIRE DEPARTMENT	165	4	3,782	114	946	904	427	0	0	6,342	\$2,709,425	751	0	0	2	0	
01342	STAR FIRE PROTECTION DISTRICT	40	0	361	21	180	86	44	0	0	732	\$116,725	141	0	0	0	0	
	<b>TOTALS</b>	<b>679</b>	<b>49</b>	<b>18,600</b>	<b>591</b>	<b>3,489</b>	<b>3,627</b>	<b>1,677</b>	<b>2</b>	<b>8</b>	<b>29,122</b>	<b>\$8,024,186</b>	<b>4,989</b>	<b>3</b>	<b>6</b>	<b>4</b>	<b>0</b>	
<b>ADAMS COUNTY</b>																		
03398	BEAR FIRE DISTRICT																	
03320	COUNCIL VALLEY VOLUNTEER FIRE DEPARTMENT																	
03334	INDIAN VALLEY RURAL FIRE DEPARTMENT	8	0	3	0	1	0	0	0	0	12	\$1,500	12	1	0	0	0	
03340	MEADOWS VALLEY FIRE PROTECTION DISTRICT	1	0	18	0	0	0	2	0	0	21	\$0	1	0	0	0	0	
	<b>TOTALS</b>	<b>9</b>	<b>0</b>	<b>21</b>	<b>0</b>	<b>1</b>	<b>0</b>	<b>2</b>	<b>0</b>	<b>0</b>	<b>33</b>	<b>\$1,500</b>	<b>13</b>	<b>1</b>	<b>0</b>	<b>0</b>	<b>0</b>	
<b>BANNOCK COUNTY</b>																		
05322	ARIMO FIRE DEPARTMENT																	
05207	CHUBBUCK FIRE DEPARTMENT	59	1	989	50	31	89	53	0	0	1,272	\$644,500	32	2	0	1	0	
05326	DOWNNEY VOLUNTEER FIRE DISTRICT																	
05328	INKOMI FIRE DEPARTMENT	5	1	0	4	1	7	7	0	0	25	\$110,000	13	0	0	0	0	
05329	LAVA HOT SPRINGS VOLUNTEER FIRE DEPARTMENT	9	0	1	1	5	3	2	0	0	21	\$26,500	5	0	0	0	0	
05340	MCCAMMON FIRE DEPARTMENT																	
05101	POCATELLO FIRE DEPARTMENT	138	1	6,507	147	123	593	335	9	8	7,861	\$1,012,061	7	4	0	5	0	
05331	POCATELLO VALLEY FIRE PROTECTION DISTRICT																	
	<b>TOTALS</b>	<b>211</b>	<b>3</b>	<b>7,497</b>	<b>202</b>	<b>160</b>	<b>692</b>	<b>397</b>	<b>9</b>	<b>8</b>	<b>9,179</b>	<b>\$1,793,061</b>	<b>57</b>	<b>6</b>	<b>0</b>	<b>6</b>	<b>0</b>	
<b>BEAR LAKE COUNTY</b>																		
07333	BEAR LAKE FIRE DISTRICT	12	0	10	2	10	8	5	2	0	49	\$0	9	0	0	0	0	
07301	MONTPELLIER FIRE DEPARTMENT	4	2	3	2	0	0	5	0	0	16	\$400	2	0	0	0	0	
	<b>TOTALS</b>	<b>16</b>	<b>2</b>	<b>13</b>	<b>4</b>	<b>10</b>	<b>8</b>	<b>10</b>	<b>2</b>	<b>0</b>	<b>65</b>	<b>\$400</b>	<b>11</b>	<b>0</b>	<b>0</b>	<b>0</b>	<b>0</b>	
<b>BENEWAH COUNTY</b>																		
09320	EMIDA FIRE DISTRICT	2	0	1	0	0	0	0	0	0	3	\$0	1	0	0	0	0	
09330	FERNWOOD FIRE PROTECTION DISTRICT																	
09302	GATEWAY FIRE PROTECTION DISTRICT	14	1	350	8	1	18	0	0	0	392	\$5,700	15	0	2	0	0	
09366	ST. MARIES FIRE PROTECTION DISTRICT	34	0	70	16	28	30	6	0	0	184	\$91,320	0	0	0	0	0	
09335	TENSED RURAL FIRE DISTRICT																	
	<b>TOTALS</b>	<b>50</b>	<b>1</b>	<b>421</b>	<b>24</b>	<b>29</b>	<b>48</b>	<b>6</b>	<b>0</b>	<b>0</b>	<b>579</b>	<b>\$97,020</b>	<b>16</b>	<b>0</b>	<b>2</b>	<b>0</b>	<b>0</b>	
<b>BINGHAM COUNTY</b>																		
11303	ASBERDEEN/SPRINGFIELD FIRE DISTRICT																	
11360	ATOMIC CITY FIRE DEPARTMENT																	
11101	BLACKFOOT FIRE DEPARTMENT	223	6	5	74	30	80	173	0	4	595	\$1,134,350	11	0	0	1	0	
11334	FORT HALL FIRE & EMS DISTRICT																	
11355	SHELLEY RURAL FIRE DISTRICT	29	0	55	20	0	3	12	2	1	122	\$130,500	5	0	0	0	0	
11357	FIRTH RURAL FIRE DISTRICT																	
	<b>TOTALS</b>	<b>252</b>	<b>6</b>	<b>60</b>	<b>94</b>	<b>30</b>	<b>83</b>	<b>185</b>	<b>2</b>	<b>5</b>	<b>717</b>	<b>\$1,264,850</b>	<b>16</b>	<b>0</b>	<b>0</b>	<b>1</b>	<b>0</b>	



FDID	FIRE DEPARTMENTS	FIRES	PRESSURE RUPTURES, EXPLOSIONS, OVERHEAT	RESCUE CALLS	HAZARDOUS CONDITIONS	SERVICE CALLS	GOOD INTENT	FALSE CALLS	SEVERE WEATHER/ NATURAL DISASTERS	OTHER INCIDENTS	TOTAL INCIDENTS	TOTAL FIRE DOLLAR LOSS	MUTUAL AID GIVEN	CIVILIAN INJURIES	CIVILIAN FATALITIES	FIRE SERVICE INJURIES	FIRE SERVICE FATALITIES	
<b>BLAINE COUNTY</b>																		
13302	BELLEVUE FIRE DEPARTMENT	8	1	0	6	5	1	8	1	0	30	\$151,000	24	1	0	0	0	
13354	CAREY RURAL FIRE PROTECTION DISTRICT	7	0	20	4	0	12	3	0	0	46	\$230,000	9	0	0	0	0	
13301	HAILY FIRE DEPARTMENT	18	0	365	20	34	50	39	2	4	532	\$43,000	35	0	0	0	0	
13203	KETCHUM FIRE DEPARTMENT	24	4	597	57	61	87	133	5	0	968	\$2,585,200	36	0	0	0	0	
13308	SMILEY CREEK RURAL FIRE PROTECTION DISTRICT																	
13306	SUN VALLEY FIRE DEPARTMENT	7	0	102	5	15	28	58	4	0	219	\$0	27	0	0	0	0	
13334	WOOD RIVER FIRE & RESCUE	28	1	723	5	10	72	6	2	1	848	\$929,200	21	1	1	0	0	
	<b>TOTALS</b>	<b>92</b>	<b>6</b>	<b>1,807</b>	<b>97</b>	<b>125</b>	<b>250</b>	<b>247</b>	<b>14</b>	<b>5</b>	<b>2,643</b>	<b>\$3,938,400</b>	<b>152</b>	<b>2</b>	<b>1</b>	<b>0</b>	<b>0</b>	
<b>BOISE COUNTY</b>																		
15308	CENTERVILLE VOLUNTEER FIRE DEPARTMENT	0	0	3	0	0	0	0	0	0	3	\$0	0	0	0	0	0	
15330	CLEAR CREEK VOLUNTEER FIRE DEPARTMENT	1	0	1	1	0	8	0	0	0	11	\$0	7	0	0	0	0	
15311	GARDEN VALLEY FIRE PROTECTION DISTRICT	9	0	221	5	20	33	1	0	0	269	\$180,600	21	0	1	0	0	
15345	HORSESHOE BEND FIRE PROTECTION DISTRICT	17	1	29	2	3	0	2	0	0	54	\$0	3	1	0	0	0	
15324	IDAHO CITY VOLUNTEER FIRE DEPARTMENT	8	0	20	2	1	3	2	0	0	36	\$300,000	0	0	0	0	0	
15342	LOWMAN FIRE DISTRICT, INC	1	0	3	0	0	1	0	0	0	5	\$0	1	0	0	0	0	
15301	PLACERVILLE FIRE PROTECTION DISTRICT																	
15313	ROBIE CREEK VOLUNTEER FIRE DEPARTMENT	4	0	10	1	0	2	0	0	0	17	\$0	12	1	0	0	0	
15335	THORN CREEK VOLUNTEER FIRE DEPARTMENT																	
15340	WILDERNESS RANCH FIRE PROTECTION DISTRICT	4	0	1	0	1	3	0	0	2	11	\$5,000	1	0	0	0	0	
	<b>TOTALS</b>	<b>44</b>	<b>1</b>	<b>288</b>	<b>11</b>	<b>25</b>	<b>50</b>	<b>5</b>	<b>0</b>	<b>2</b>	<b>426</b>	<b>\$485,600</b>	<b>45</b>	<b>2</b>	<b>1</b>	<b>0</b>	<b>0</b>	
<b>BONNER COUNTY</b>																		
17314	CLARK FORK FIRE & RESCUE	6	0	34	0	0	3	0	0	0	43	\$0	3	0	0	0	0	
17344	COOLIN-CAVANAUGH BAY FIRE PROTECTION DISTRICT																	
17345	KILROY BAY-PINE COVE FIRE DEPARTMENT																	
17338	NORTH OF THE NARROWS FIRE DISTRICT	1	0	0	0	0	1	0	0	0	2	\$0	1	0	0	0	0	
17333	NORTHSIDE FIRE DISTRICT	37	2	343	32	20	126	26	0	2	588	\$185,100	23	0	0	0	0	
17341	SAGLE FIRE DISTRICT	25	0	180	37	52	97	3	0	2	396	\$951,000	23	0	0	0	0	
17360	SAM OWEN FIRE DISTRICT	25	0	38	17	3	0	0	0	0	83	\$36,800	5	0	0	0	0	
17201	SANDPOINT FIRE DEPARTMENT	16	0	321	28	98	112	34	0	0	609	\$4,000	43	0	0	0	0	
17348	SCHWEITZER FIRE DISTRICT	2	0	87	1	2	20	9	0	0	121	\$1,000	2	0	0	0	0	
17346	SELKIRK FIRE, RESCUE & EMS	35	1	499	79	123	261	24	0	3	1,025	\$756,350	21	0	0	0	0	
17361	UPPER PACK RIVER VOLUNTEER FIRE DEPARTMENT																	
17337	WEST PEND ORELLE FIRE DISTRICT	37	0	266	76	81	59	31	0	0	550	\$1,510,600	18	0	0	0	0	
17319	WEST PRIEST LAKE FIRE DISTRICT	0	0	14	0	0	7	3	0	0	24	\$0	1	0	0	0	0	
17335	WESTSIDE FIRE DISTRICT	14	0	41	9	8	23	2	0	0	97	\$588,137	28	0	0	0	0	
	<b>TOTALS</b>	<b>198</b>	<b>3</b>	<b>1,823</b>	<b>279</b>	<b>387</b>	<b>709</b>	<b>132</b>	<b>0</b>	<b>7</b>	<b>3,536</b>	<b>\$4,032,987</b>	<b>168</b>	<b>0</b>	<b>0</b>	<b>0</b>	<b>0</b>	
<b>BONNEVILLE COUNTY</b>																		
18315	AMMON FIRE DEPARTMENT																	
18340	GREATER SWAN VALLEY FIRE PROTECTION DISTRICT 2	19	0	67	0	2	9	6	0	0	103	\$205,000	6	0	0	0	0	
18101	IDAHO FALLS FIRE DEPARTMENT	217	3	10,145	202	78	1,760	531	2	10	12,948	\$1,372,275	124	0	0	0	0	
18317	UCON FIRE DEPARTMENT	1	0	0	1	0	1	0	0	0	3	\$0	21	0	0	0	0	
	<b>TOTALS</b>	<b>237</b>	<b>3</b>	<b>10,212</b>	<b>203</b>	<b>80</b>	<b>1,770</b>	<b>537</b>	<b>2</b>	<b>10</b>	<b>13,054</b>	<b>\$1,577,275</b>	<b>151</b>	<b>0</b>	<b>0</b>	<b>0</b>	<b>0</b>	
<b>BOUNDARY COUNTY</b>																		
21301	BONNERS FERRY FIRE DEPARTMENT	16	0	17	9	0	3	8	0	1	54	\$605,650	0	0	0	1	0	
21333	CURLY CREEK VOLUNTEER FIRE DEPARTMENT	5	0	9	0	1	27	2	0	0	44	\$0	9	0	0	0	0	

FDID	FIRE DEPARTMENTS	FIRES	PRESSURE RUPTURES, EXPLOSIONS, OVERHEAT	RESCUE CALLS	HAZARDOUS CONDITIONS	SERVICE CALLS	GOOD INTENT	FALSE CALLS	SEVERE WEATHER/ NATURAL DISASTERS	OTHER INCIDENTS	TOTAL INCIDENTS	TOTAL FIRE DOLLAR LOSS	MUTUAL AID GIVEN	CIVILIAN INJURIES	CIVILIAN FATALITIES	FIRE SERVICE INJURIES	FIRE SERVICE FATALITIES		
No incidents submitted for 2018																			
21344	HALL MOUNTAIN VOLUNTEER FIRE DEPARTMENT																		
No incidents submitted for 2018																			
21341	NORTH BENCH FIRE DISTRICT	18	0	115	4	4	19	4	0	2	166	\$28,200	27	0	0	0	0	0	
21348	PARADISE VALLEY FIRE DISTRICT	8	0	11	3	2	7	1	1	0	33	\$0	55	0	0	0	0	0	
21346	SOUTH BOUNDARY FIRE PROTECTION DISTRICT	10	0	85	1	5	14	3	0	0	118	\$0	51	0	0	0	0	0	
	TOTALS	57	0	237	17	12	70	18	1	3	415	\$633,850	142	0	0	1	0	0	
BUTTE COUNTY																			
23316	ARCO FIRE DEPARTMENT	5	0	2	2	2	0	4	0	0	15	\$2,200	10	0	0	0	0	0	
No incidents submitted for 2018																			
23320	INL FIRE DEPARTMENT																		
23341	LOST RIVER FIRE PROTECTION DISTRICT	5	0	0	0	0	0	0	0	0	5	\$10,100	1	0	0	0	0	0	
	TOTALS	10	0	2	2	2	0	4	0	0	20	\$12,300	11	0	0	0	0	0	
CAMAS COUNTY																			
No incidents submitted for 2018																			
25301	CITY OF FAIRFIELD FIRE DEPARTMENT																		
25340	WEST MAGIC FIRE DISTRICT	1	0	0	0	0	0	0	0	0	1	\$0	7	0	0	0	0	0	
	TOTALS	1	0	0	0	0	0	0	0	0	1	\$0	7	0	0	0	0	0	
CANYON COUNTY																			
27211	CALDWELL FIRE DEPARTMENT	210	5	3,364	81	720	821	231	0	7	5,439	\$2,262,215	57	4	1	2	0	0	
27344	MELBA RURAL FIRE PROTECTION DISTRICT	24	0	100	1	29	48	9	0	0	211	\$337,400	12	0	0	0	0	0	
27336	MIDDLETON RURAL FIRE DISTRICT	65	0	605	16	257	128	49	1	2	1,213	\$545,950	171	0	0	0	0	0	
27101	NAMPA FIRE DEPARTMENT	212	12	5,922	140	1,655	918	389	1	0	9,249	\$1,680,136	162	1	0	33	0	0	
27338	PARMA FIRE PROTECTION DISTRICT																		
27109	SW HAZ MAT REGIONAL TEAM	0	0	0	1	0	1	0	0	0	2	\$0	3	0	0	0	0	0	
27338	UPPER DEER FLAT FIRE PROTECTION DISTRICT																		
27307	WILDER RURAL FIRE PROTECTION DISTRICT	44	0	269	5	52	30	10	0	0	410	\$31,000	32	0	0	0	0	0	
	TOTALS	555	17	10,350	244	2,713	1,946	688	2	9	16,524	\$4,656,701	437	5	1	35	0	0	
CARIBOU COUNTY																			
No incidents submitted for 2018																			
29306	BANGROFT VOLUNTEER FIRE DEPARTMENT																		
29305	CARIBOU COUNTY FIRE DEPARTMENT	27	0	2	0	1	7	1	0	0	38	\$123,750	2	1	0	0	0	0	
29309	GRACE FIRE DEPARTMENT	1	0	0	0	0	0	1	0	0	2	\$0	13	0	0	0	0	0	
29301	SODA SPRINGS FIRE DEPARTMENT	6	0	0	3	1	4	5	0	0	19	\$107,900	7	0	0	0	0	0	
	TOTALS	34	0	2	3	2	11	7	0	0	59	\$231,650	22	1	0	0	0	0	
CASSIA COUNTY																			
No incidents submitted for 2018																			
31343	ACE FIRE PROTECTION ASSOCIATION UNIT																		
31342	ALBION FIRE PROTECTION DISTRICT	5	0	1	0	0	1	0	0	0	7	\$0	0	0	0	0	0	0	
31201	BJURLEY FIRE DEPARTMENT	85	0	604	15	14	89	73	1	0	971	\$1,095,650	7	0	0	0	0	0	
31334	DECLO FIRE DEPARTMENT	9	0	33	2	1	14	0	2	1	62	\$46,000	7	7	1	0	0	0	
31340	OAKLEY FIRE DEPARTMENT	14	0	1	0	0	2	1	0	0	18	\$191,000	1	0	0	0	0	0	
31338	RAFT RIVER FIRE PROTECTION DISTRICT																		
	TOTALS	113	0	729	17	15	106	74	3	1	1,058	\$1,332,650	15	7	1	0	0	0	
CLARK COUNTY																			
No incidents submitted for 2018																			
33328	DUBOIS CITY FIRE DEPARTMENT																		
	TOTALS	0	0	0	0	0	0	0	0	0	0	\$0	0	0	0	0	0	0	

FDID	FIRE DEPARTMENTS	FIRES	PRESSURE RUPTURES, EXPLOSIONS, OVERHEAT	RESCUE CALLS	HAZARDOUS CONDITIONS	SERVICE CALLS	GOOD INTENT	FALSE CALLS	SEVERE WEATHER/ NATURAL DISASTERS	OTHER INCIDENTS	TOTAL INCIDENTS	TOTAL FIRE DOLLAR LOSS	MUTUAL AID GIVEN	CIVILIAN INJURIES	CIVILIAN FATALITIES	FIRE SERVICE INJURIES	FIRE SERVICE FATALITIES	
<b>CLEARWATER COUNTY</b>																		
35301	ELK RIVER VOLUNTEER FIRE DEPARTMENT																	
35341	EVERGREEN RURAL FIRE DISTRICT																	
35330	GRANGEMONT FIRE DEPARTMENT																	
35303	OROFINO FIRE DEPARTMENT	11	0	0	2	1	2	3	0	0	19	\$28,000	1	0	0	0	0	
35309	PIERCE VOLUNTEER FIRE DEPARTMENT	1	0	0	0	0	0	0	0	0	2	\$0	0	0	0	0	0	
35338	SUNNYSIDE RURAL FIRE DISTRICT	3	0	0	0	0	0	0	0	0	3	\$100	8	0	0	0	0	
35305	TWIN RIDGE RURAL FIRE DISTRICT	2	0	0	0	0	0	0	0	0	2	\$75,000	1	1	0	0	0	
35344	UPPER FORDS CREEK RURAL FIRE DEPARTMENT	1	0	0	0	0	0	0	0	0	1	\$230,000	0	0	0	0	0	
35312	WEIPPE FIRE DEPARTMENT	11	0	0	0	0	0	2	0	0	13	\$807,000	1	0	0	0	0	
	<b>TOTALS</b>	29	0	0	3	1	2	5	0	0	40	\$1,140,100	11	1	0	0	0	
<b>CUSTER COUNTY</b>																		
37302	CHALLIS VOLUNTEER FIRE DEPARTMENT	7	0	1	0	0	2	0	0	0	10	\$0	0	0	0	0	0	
37334	NORTH CUSTER RURAL FIRE DEPARTMENT	11	0	14	0	1	3	0	0	0	29	\$0	2	2	0	0	0	
37301	SAWTOOTH VALLEY RURAL FIRE DISTRICT	3	0	4	1	0	1	0	0	0	9	\$0	1	0	0	0	0	
37354	SOUTH CUSTER RURAL FIRE PROTECTION DISTRICT	8	0	4	1	0	1	0	0	0	14	\$205,500	0	0	0	0	0	
	<b>TOTALS</b>	29	0	23	2	1	7	0	0	0	62	\$205,500	3	2	0	0	0	
<b>ELMORE COUNTY</b>																		
39338	ATLANTA RURAL FIRE DEPARTMENT																	
39303	GLENNS FERRY FIRE DEPARTMENT	3	0	22	3	3	2	2	0	0	35	\$0	0	0	0	0	0	
39336	KING HILL RURAL FIRE DISTRICT	43	0	24	1	0	25	2	0	0	95	\$735,000	0	0	0	0	0	
39334	MOUNTAIN HOME RURAL FIRE PROTECTION DISTRICT	30	0	0	10	0	15	10	0	0	65	\$133,500	0	0	0	0	0	
39301	MOUNTAIN HOME VOLUNTEER FIRE DEPARTMENT	33	0	1	8	7	16	34	0	2	101	\$564,500	0	0	1	3	0	
39309	OASIS VOLUNTEER FIRE DEPARTMENT	0	0	0	0	0	0	0	0	0	0	\$0	0	0	0	0	0	
	<b>TOTALS</b>	109	0	47	22	10	58	48	0	2	296	\$1,433,000	0	0	1	3	0	
<b>FRANKLIN COUNTY</b>																		
41301	FRANKLIN COUNTY FIRE DISTRICT	65	0	30	37	4	14	14	0	2	166	\$195,600	1	1	0	0	0	
	<b>TOTALS</b>	65	0	30	37	4	14	14	0	2	166	\$195,600	1	1	0	0	0	
<b>FREMONT COUNTY</b>																		
43334	ISLAND PARK FIRE PROTECTION DISTRICT																	
43336	NORTH FREMONT FIRE DISTRICT, INC																	
43338	SOUTH FREMONT FIRE DISTRICT	47	0	10	6	12	17	6	0	0	98	\$853,900	7	1	2	1	0	
	<b>TOTALS</b>	47	0	10	6	12	17	6	0	0	98	\$853,900	7	1	2	1	0	
<b>GEIM COUNTY</b>																		
45301	EMMETT FIRE DEPARTMENT	36	1	23	34	8	10	35	1	3	151	\$735,500	2	0	1	0	0	
45334	GEM COUNTY FIRE PROTECTION DISTRICT 1	75	0	90	7	22	45	21	0	0	260	\$1,012,185	14	0	0	0	0	
45338	GEM COUNTY FIRE PROTECTION DISTRICT 2	8	0	17	0	2	3	0	0	0	30	\$0	0	0	0	0	0	
	<b>TOTALS</b>	119	1	130	41	32	58	56	1	3	441	\$1,747,685	16	0	1	0	0	
<b>GOODING COUNTY</b>																		
47341	BLISS FIRE DISTRICT	21	1	32	3	2	20	0	0	1	80	\$163,000	18	0	0	1	0	
47301	GOODING CITY/RURAL FIRE DEPARTMENT	52	0	143	13	19	51	17	0	4	299	\$291,702	19	0	0	0	0	
47323	HAGERMAN FIRE PROTECTION DISTRICT	20	1	318	6	6	3	3	0	5	362	\$90,050	18	0	0	1	0	
47303	WENDELL CITY FIRE DEPARTMENT	11	0	24	5	7	5	0	0	0	52	\$28,000	1	1	0	1	0	
47335	WENDELL RURAL FIRE PROTECTION DISTRICT	27	0	41	21	1	17	1	0	0	108	\$346,500	16	0	0	0	0	
	<b>TOTALS</b>	131	2	558	48	35	96	21	0	10	901	\$890,252	72	1	0	3	0	

FDID	FIRE DEPARTMENTS	FIRES	PRESSURE RUPTURES, EXPLOSIONS, OVERHEAT	RESCUE CALLS	HAZARDOUS CONDITIONS	SERVICE CALLS	GOOD INTENT	FALSE CALLS	SEVERE WEATHER/ NATURAL DISASTERS	OTHER INCIDENTS	TOTAL INCIDENTS	TOTAL FIRE DOLLAR LOSS	MUTUAL AID GIVEN	CIVILIAN INJURIES	CIVILIAN FATALITIES	FIRE SERVICE INJURIES	FIRE SERVICE FATALITIES	
<b>IDAHO COUNTY</b>																		
No incidents submitted for 2016																		
46352	BPC RURAL FIRE DEPARTMENT - INC	3	0	0	0	0	0	1	0	0	0	\$0	2	0	0	0	0	
46340	CARROT RIDGE VOLUNTEER FIRE DISTRICT	2	0	5	2	0	0	2	0	1	12	\$6,000	0	2	1	0	0	
46310	COTTONWOOD VOLUNTEER FIRE DEPARTMENT	4	1	1	0	0	0	0	0	0	6	\$110	0	0	0	0	0	
46335	COTTONWOOD RURAL FIRE DISTRICT																	
46316	ELK CITY VOLUNTEER FIRE DEPARTMENT																	
No incidents submitted for 2016																		
No incidents submitted for 2018																		
46327	FERDINAND FIRE DEPARTMENT	3	0	0	0	0	0	0	0	0	3	\$0	1	0	0	0	0	
46375	GLENWOOD/CARIBEL VOLUNTEER FIRE DEPARTMENT	8	0	0	2	1	2	4	0	0	17	\$34,000	0	0	0	0	0	
46308	GRANGEVILLE CITY FIRE DEPARTMENT	13	0	0	1	3	2	3	0	0	23	\$72,700	1	0	0	0	0	
46334	GRANGEVILLE RURAL FIRE DISTRICT	4	0	0	0	0	0	0	0	0	4	\$0	1	0	0	0	0	
46362	HARPSTER FIRE PROTECTION DISTRICT	8	2	7	0	0	4	0	0	0	21	\$6,000	6	0	0	0	0	
46330	KOOSKOA FIRE DEPARTMENT	3	0	0	0	1	0	0	0	0	4	\$7,500	1	0	0	0	0	
46336	RIDGE RUNNER FIRE DEPARTMENT																	
No incidents submitted for 2018																		
46350	RIGGINS CITY FIRE DEPARTMENT	22	7	0	2	9	0	0	0	0	40	\$10,500	1	0	0	0	0	
46338	SALMON RIVER RURAL FIRE DEPARTMENT	1	1	0	0	0	1	0	0	0	3	\$7,000	0	0	0	0	0	
43928	STITES FIRE DEPARTMENT	2	0	0	1	0	0	0	0	0	4	\$0	2	0	0	0	0	
46377	WHITE BIRD FIRE DEPARTMENT	73	11	15	8	14	10	9	0	1	141	\$143,610	15	2	1	0	0	
<b>TOTALS</b>																		
<b>JEFFERSON COUNTY</b>																		
51334	CENTRAL FIRE DISTRICT	149	0	0	29	14	38	22	1	0	253	\$1,397,075	17	0	0	1	0	
51337	HAMER FIRE PROTECTION DISTRICT																	
No incidents submitted for 2018																		
51344	ROBERTS FIRE DEPARTMENT																	
No incidents submitted for 2018																		
51340	WEST JEFFERSON FIRE CONTROL DISTRICT	149	0	0	29	14	38	22	1	0	253	\$1,397,075	17	0	0	1	0	
<b>TOTALS</b>																		
<b>JEROME COUNTY</b>																		
53353	FIRST SEGREGATION FIRE DISTRICT	29	0	20	66	2	30	1	0	0	148	\$390,300	0	0	0	0	0	
53201	JEROME CITY FIRE DEPARTMENT	46	0	869	35	27	37	66	0	3	1,083	\$62,000	10	0	0	0	0	
53333	JEROME RURAL FIRE DISTRICT 1	84	0	4	101	13	57	11	0	0	270	\$1,425,950	5	0	0	0	0	
<b>TOTALS</b>																		
<b>KOOTENAI COUNTY</b>																		
55201	COEUR D'ALENE FIRE DEPARTMENT	94	6	6,132	89	466	675	320	0	2	7,784	\$232,191	81	1	0	0	0	
55360	EAST SIDE FIRE PROTECTION DISTRICT	8	0	80	8	8	13	7	0	0	122	\$560	9	0	0	0	0	
55346	HAUSER LAKE FIRE PROTECTION DISTRICT	7	0	115	3	18	26	4	0	0	173	\$2,500	22	0	0	0	0	
55234	KOOTENAI COUNTY FIRE & RESCUE	122	4	4,383	83	345	741	170	1	7	5,856	\$1,477,635	395	4	0	13	0	
55209	KOOTENAI COUNTY HAZ MAT	0	0	0	1	0	0	0	0	0	1	\$0	1	2	0	0	0	
No incidents submitted for 2016																		
55354	MICA-KIDD ISLAND FIRE PROTECTION DISTRICT	68	1	3,371	64	298	849	138	0	0	4,768	\$353,830	257	0	0	5	0	
55342	NORTHERN LAKES FIRE PROTECTION DISTRICT	33	1	555	9	48	102	15	0	0	763	\$620,000	77	0	0	0	0	
55338	SPIRIT LAKE FIRE PROTECTION DISTRICT	49	1	518	18	45	93	26	0	2	752	\$652,470	176	0	0	0	0	
55336	TIMBERLAKE FIRE PROTECTION DISTRICT	28	0	19	3	6	21	16	0	0	93	\$130,202	16	3	0	0	0	
55336	WORLEY FIRE PROTECTION DISTRICT	409	13	15,173	276	1,234	2,520	686	1	11	20,333	\$3,469,326	1,034	10	0	18	0	
<b>TOTALS</b>																		
<b>LATAH COUNTY</b>																		
57369	BOVILL FIRE PROTECTION DISTRICT	12	0	23	2	0	2	0	0	1	40	\$170,000	6	0	0	1	0	
57342	DEARY RURAL FIRE DISTRICT																	
No incidents submitted for 2018																		
57338	GENESSEE CITY FIRE DEPARTMENT																	
No incidents submitted for 2018																		

FDID	FIRE DEPARTMENTS	FIRES	PRESSURE RUPTURES, EXPLOSIONS, OVERHEAT	RESCUE CALLS	HAZARDOUS CONDITIONS	SERVICE CALLS	GOOD INTENT	FALSE CALLS	SEVERE WEATHER/NATURAL DISASTERS	OTHER INCIDENTS	TOTAL INCIDENTS	TOTAL FIRE DOLLAR LOSS	MUTUAL AID GIVEN	CIVILIAN INJURIES	CIVILIAN FATALITIES	FIRE SERVICE INJURIES	FIRE SERVICE FATALITIES
57307	JULIAETTA VOLUNTEER FIRE DEPARTMENT	6	0	0	0	1	6	1	0	0	14	\$12,500	17	0	0	0	0
57306	KENDRICK VOLUNTEER FIRE DEPARTMENT	3	0	2	0	2	0	1	0	0	8	\$0	17	0	0	0	0
57301	MOSCOW VOLUNTEER FIRE DEPARTMENT	46	1	1,224	41	45	117	169	0	0	1,643	\$796,600	94	1	0	1	0
57334	MOSCOW RURAL FIRE DISTRICT	24	0	113	4	5	21	7	0	0	174	\$630,500	11	0	0	0	0
57336	POTLATCH RURAL FIRE DISTRICT	21	0	1	4	2	3	0	0	0	31	\$0	5	0	0	0	0
57340	TROY RURAL FIRE DISTRICT																
57304	TROY VOLUNTEER FIRE DEPARTMENT																
TOTALS		112	1	1,363	51	55	149	176	0	1	1,910	\$1,609,600	150	1	0	2	0
LEMHI COUNTY																	
59310	ELK BEND FIRE PROTECTION DISTRICT																
59315	LEADORE COMMUNITY VOLUNTEER FIRE DEPARTMENT	0	0	0	0	0	0	0	0	0	0	\$0	0	0	0	0	0
59330	LEMHI COUNTY FIRE PROTECTION DISTRICT	2	0	0	0	0	0	0	0	0	2	\$170,000	0	0	0	0	0
59333	NORTH FORK FIRE PROTECTION DISTRICT																
59351	WILLIAMS LAKE VOLUNTEER FIRE DEPARTMENT																
TOTALS		2	0	0	0	0	0	0	0	0	2	\$170,000	0	0	0	0	0
LEWIS COUNTY																	
61304	CRAIGMONT FIRE DEPARTMENT	3	0	0	0	0	0	0	0	0	3	\$0	0	0	0	0	0
61335	KAMIAH FIRE DEPARTMENT	0	307	29	0	0	0	0	0	0	336	\$0	0	0	0	0	0
61334	KAMIAH RURAL FIRE PROTECTION DISTRICT	0	0	17	0	0	0	0	0	0	17	\$0	0	0	0	0	0
61310	NEZPERCE FIRE DEPARTMENT/DISTRICT	5	0	0	0	0	1	0	0	0	6	\$55,000	6	0	0	0	0
61308	WINCHESTER VOLUNTEER FIRE DEPARTMENT	3	0	2	1	1	1	1	0	0	9	0	1	0	0	0	0
61312	WINCHESTER RURAL FIRE DISTRICT																
TOTALS		11	307	46	1	1	2	1	0	0	371	\$55,000	7	0	0	0	0
LINCOLN COUNTY																	
63306	DIETRICH FIRE DISTRICT																
63308	RICHFIELD FIRE PROTECTION DISTRICT																
63301	SHOSHONE CITY/RURAL FIRE DISTRICT																
TOTALS		0	0	0	0	0	0	0	0	0	0	\$0	0	0	0	0	0
MADISON COUNTY																	
65234	MADISON FIRE DEPARTMENT	80	2	114	91	24	126	277	1	78	793	\$408,800	0	0	0	0	0
TOTALS		80	2	114	91	24	126	277	1	78	793	\$408,800	0	0	0	0	0
MINIDOKA COUNTY																	
67336	MINIDOKA COUNTY FIRE PROTECTION DISTRICT	24	1	374	57	62	39	18	0	2	577	\$349,680	19	0	0	0	0
67361	RUPERT CITY FIRE & RESCUE	19	2	203	9	0	10	16	1	0	260	\$190,700	4	0	0	0	0
67334	WEST END FIRE PROTECTION DISTRICT	63	1	234	16	0	10	4	0	0	328	\$635,100	6	0	0	0	0
TOTALS		106	4	811	82	62	59	36	1	2	1,165	\$1,175,480	29	0	0	0	0
NEZ PERCE COUNTY																	
69347	ARROW JUNCTION FIRE DEPARTMENT	0	0	0	0	0	0	0	0	0	0	\$0	0	0	0	0	0
69333	BIG CANYON FIRE DISTRICT	4	0	0	0	1	0	0	0	0	5	\$0	3	0	0	0	0
69306	LAPHAH FIRE DEPARTMENT																
69201	LEWISTON FIRE DEPARTMENT	99	12	4,760	55	1,529	730	152	0	0	7,337	\$1,280,800	13	0	1	1	0
69344	NEZ PERCE COUNTY FIRE DEPARTMENT	30	0	0	3	0	3	0	0	0	36	\$128,000	0	0	0	0	0
69345	WHEATLAND FIRE PROTECTION DISTRICT	2	0	0	1	0	2	0	0	0	5	\$50,000	14	0	0	0	0
TOTALS		135	12	4,760	59	1,530	735	152	0	0	7,363	\$1,458,800	30	0	1	1	0

FDID	FIRE DEPARTMENTS	FIRES	PRESSURE RUPTURES, EXPLOSIONS, OVERHEAT	RESCUE CALLS	HAZARDOUS CONDITIONS	SERVICE CALLS	GOOD INTENT	FALSE CALLS	SEVERE WEATHER/ NATURAL DISASTERS	OTHER INCIDENTS	TOTAL INCIDENTS	TOTAL FIRE DOLLAR LOSS	MUTUAL AID GIVEN	CIVILIAN INJURIES	CIVILIAN FATALITIES	FIRE SERVICE INJURIES	FIRE SERVICE FATALITIES				
<b>ONEIDA COUNTY</b>																					
71301	MALAD VOLUNTEER FIRE DEPARTMENT	27	0	0	0	1	1	0	0	0	29	\$410,000	0	0	0	0	0				
<b>TOTALS</b>		27	0	0	0	1	1	0	0	0	29	410,000	0	0	0	0	0				
<b>OWYHEE COUNTY</b>																					
73340	BRUNEAU FIRE PROTECTION DISTRICT	10	0	7	0	0	7	0	0	0	24	\$0	9	0	0	0	0				
73338	GRAND VIEW RURAL FIRE PROTECTION DISTRICT								No incidents submitted for 2018												
73334	HOMEDALE RURAL FIRE PROTECTION DISTRICT	30	1	0	5	9	24	7	0	0	76	\$1,000	9	0	0	0	0				
73336	MARSING FIRE PROTECTION DISTRICT	44	0	8	3	3	5	2	0	0	65	\$0	5	0	0	0	0				
73342	MURPHY-REYNOLDS-WILSON FIRE PROT DISTRICT	14	1	8	1	0	4	0	0	0	28	\$64,201	3	0	0	0	0				
73320	SILVER CITY FIRE & RESCUE, INC								No incidents submitted for 2018												
<b>TOTALS</b>		96	2	23	9	12	40	9	0	0	193	\$65,201	26	0	0	0	0				
<b>PAYETTE COUNTY</b>																					
75302	FRUITLAND FIRE DEPARTMENT	11	0	4	4	1	6	1	0	0	27	\$14,500	10	0	0	0	0				
75336	NEW PLYMOUTH RURAL FIRE DISTRICT	41	1	71	3	30	32	2	0	0	180	\$211,000	26	0	0	0	0				
75301	PAYETTE FIRE DEPARTMENT	32	2	905	15	391	54	30	0	0	1,429	\$438,850	7	0	2	0	0				
75334	PAYETTE RURAL FIRE DISTRICT	30	0	7	4	9	21	5	0	0	76	\$137,300	23	0	0	0	0				
75305	SAND HOLLOW FIRE PROTECTION DISTRICT								No incidents submitted for 2018												
<b>TOTALS</b>		114	3	987	26	431	113	38	0	0	1,712	\$801,650	66	0	2	0	0				
<b>POWER COUNTY</b>																					
77302	AMERICAN FALLS FIRE DEPARTMENT	6	0	2	5	1	1	5	0	0	20	\$30,000	0	0	0	0	0				
77330	AMERICAN FALLS RURAL FIRE PROTECTION DISTRICT	18	0	4	1	4	14	0	1	0	42	\$25,000	1	2	0	0	0				
77306	ROCKLAND RURAL FIRE DISTRICT	2	0	0	0	0	1	0	0	0	3	\$0	3	0	0	0	0				
<b>TOTALS</b>		26	0	6	6	5	16	5	1	0	65	\$5,000	4	2	0	0	0				
<b>SHOSHONE COUNTY</b>																					
79304	MULLAN VOLUNTEER FIRE DEPARTMENT	5	0	0	0	0	0	0	0	0	5	\$20,000	0	0	0	0	0				
79305	PRICHARD/MURRAY VOLUNTEER FIRE DEPARTMENT	1	0	38	0	0	1	0	0	0	40	\$0	0	1	0	0	0				
79236	SHOSHONE COUNTY FIRE PROTECTION DISTRICT #1	21	0	524	13	14	29	19	0	0	620	\$53,401	98	0	0	0	0				
79234	SHOSHONE COUNTY FIRE PROTECTION DISTRICT #2	64	2	730	35	51	93	35	0	8	1,018	\$164,300	8	1	1	1	0				
79316	SHOSHONE COUNTY FIRE PROTECTION DISTRICT #3	3	0	0	0	0	0	0	0	0	3	\$5,000	0	0	0	0	0				
79310	ST. JOE VALLEY FIRE DISTRICT								No incidents submitted for 2018												
<b>TOTALS</b>		94	2	1,292	48	65	123	54	0	8	1,666	242,701	106	2	1	1	0				
<b>TETON COUNTY</b>																					
81334	TETON COUNTY FIRE PROTECTION DISTRICT	44	0	486	17	32	62	59	0	2	702	\$23,000	3	0	0	0	0				
<b>TOTALS</b>		44	0	486	17	32	62	59	0	2	702	23,000	3	0	0	0	0				
<b>TWIN FALLS COUNTY</b>																					
83207	BUHL FIRE DEPARTMENT	46	0	728	24	98	91	41	0	1	1,029	\$432,850	0	0	0	0	0				
83340	CASTLEFORD FIRE DISTRICT	15	0	10	8	0	1	1	0	0	35	\$0	4	0	0	0	0				
83338	FILER FIRE DEPARTMENT	31	0	10	48	17	36	13	0	0	155	\$0	6	0	0	0	0				
83334	ROCK CREEK RURAL FIRE PROTECTION DISTRICT	67	1	817	41	60	255	37	0	16	1,294	\$24,000	5	2	1	0	0				
83349	SALMON TRACT RURAL FIRE PROTECTION DISTRICT	1	0	0	0	0	0	0	0	0	1	\$0	0	0	0	0	0				
83101	TWIN FALLS FIRE DEPARTMENT	119	1	3,418	161	303	541	379	58	0	4,980	\$1,650,931	59	0	0	0	0				
<b>TOTALS</b>		279	2	4,963	262	476	924	471	58	17	7,494	2,107,761	74	2	1	0	0				
<b>VALLEY COUNTY</b>																					
85334	CASCADE RURAL FIRE PROTECTION DISTRICT	20	2	275	8	41	27	5	0	1	379	\$30,000	3	0	0	0	0				

FDID	FIRE DEPARTMENTS	FIRES	PRESSURE RUPTURES, EXPLOSIONS, OVERHEAT	RESCUE CALLS	HAZARDOUS CONDITIONS	SERVICE CALLS	GOOD INTENT	FALSE CALLS	SEVERE WEATHER/ NATURAL DISASTERS	OTHER INCIDENTS	TOTAL INCIDENTS	TOTAL FIRE DOLLAR LOSS	MUTUAL AID GIVEN	CIVILIAN INJURIES	CIVILIAN FATALITIES	FIRE SERVICE INJURIES	FIRE SERVICE FATALITIES				
85304	DONNELLY RURAL FIRE PROTECTION DISTRICT	11	1	181	6	69	34	20	0	4	326	\$14,100	17	0	1	0	0				
85340	HIGH VALLEY FIRE PROTECTION ASSOCIATION								No incidents submitted for 2018												
85336	MCCALL FIRE PROTECTION DISTRICT	27	1	798	24	41	104	67	0	2	1,064	\$209,025	7	1	0	0	0				
85310	SILVER CREEK VOLUNTEER FIRE DISTRICT	0	0	0	0	0	0	0	0	0	0	\$0	1	0	0	0	0				
85307	SOUTHERN IDAHO TIMBER PROTECTIVE ASSOC								No incidents submitted for 2018												
	<b>TOTALS</b>	56	4	1,254	38	151	165	92	0	7	1,769	253,125	28	1	1	0	0				
<b>WASHINGTON COUNTY</b>																					
87330	CAMBRIDGE FIRE PROTECTION DISTRICT	5	0	1	0	0	1	3	0	0	10	\$0	8	0	0	0	0				
87336	MIDVALE FIRE PROTECTION DISTRICT								No incidents submitted for 2018												
87334	WEISER AREA RURAL FIRE DISTRICT	25	0	21	20	2	8	13	3	0	92	\$212,600	13	0	0	0	0				
87301	WEISER CITY FIRE & RESCUE	30	0	22	20	2	9	16	3	0	102	\$212,600	21	0	0	0	0				
	<b>TOTALS</b>	50	0	43	40	4	17	29	3	0	192	\$425,200	34	0	0	0	0				
	<b>STATE OF IDAHO TOTALS</b>	5,093	457	85,090	3,192	11,328	15,038	6,534	104	205	127,041	\$ 50,675,668	7,987	53	23	77	0				

## Glossary of Terms and Abbreviations

**\$ Loss** – Combined estimated property and content dollar loss reported by reporting agencies.

**Alarm** – Any notification to the fire department that a situation exists or requires a response.

**Arson** – The crime of maliciously, intentionally, and/or recklessly starting a fire or causing an explosion.

**Automatic Extinguishing System (AES)** – A device or system providing an emergency fire extinguishing function without the necessity of human intervention, typically a water spray.

**Casualty** – A person who is injured or killed at the scene of a fire or other reported incident.

**Cause** – The circumstances or conditions that brought about or resulted in a fire or explosion incident, damage to property resulting from the fire or explosion incident, or bodily injury or loss of life resulting from the fire or explosion incident.

**Civilian Fire Casualty** – Any non-fire service person injured or killed as a direct result of a fire-related incident.

**Confined Fire** – Fire where the flame does not extend beyond a combustible container such as a cooking vessel, chimney or flue, trash container, etc.

**Contained Fire** – Fire spread that is reasonably expected to remain in check under prevailing conditions.

**Crop** – Cultivated vegetation such as grains, trees, orchard, nursery stock, etc.

**EMS** – Emergency Medical Service.

**Fatality** – An injury that is fatal or becomes fatal within one year of the incident.

**Fire** – Any instance of destructive and uncontrolled burning, including explosion, of combustible solids, liquids or gases.

**Hazardous Materials** – Any material that is air-reactive, corrosive, explosive, radioactive, toxic, water-reactive, or unstable such as flammable gas, organic peroxide, oxidizing material, flammable or combustible liquid. Any substance or mixture of substances that is an irritant or a strong sensitizer or generates pressure through exposure to heat, decomposition, or other means.

**Incident** – An event to which the reporting agency responds or should have responded. An incident may have more than one response.

**Incident Record** – The official file on an incident.

**Incident Report** – A document prepared by fire department personnel about a particular incident.



**Mobile Property** – Property designed to be movable whether or not it still is, such as vehicles, ships, and airplanes.

**Mutual Aid** – Assistance given to or received by a fire department, whether fire or non-fire aid, by another fire department outside its normal jurisdiction.

**NFIRS** – National Fire Incident Reporting System.

**Non-Fire Service Personnel** – All persons involved with an incident who are not fire service personnel, such as police, utility company employees, non-fire service medical personnel, or civilians.

**Origin** – The physical location where a heat source and fuel came in contact with each other.

**Overpressure** – A transient air pressure, such as the shock wave from an explosion, that is greater than the surrounding atmospheric pressure.

**Prescribed Fire** – Any fire ignited by management actions to meet specific objectives. A written, approved prescribed fire plan must exist prior to ignition. The controlled application of fire to wildland fuels in either their natural or modified state under specified environmental conditions allowing the fire to be confined to a predetermined area and, at the same time, to produce the intensity of heat and rate of spread required to attain planned resource management objectives.

**Property Use** – The actual use of the property where the incident occurred. A building, for example, could serve as a garage, a hospital or a department store. The use of property does not define any of the other important fire-related details of a property such as access, ownership, size, and internal weaknesses in fire defense or construction.

**Response Time** – The length of time between notification of and arrival at an incident scene as reported by the responding agency.

**Structure** – An assembly of materials forming a construction for occupancy or use to serve a specific purpose. This includes, but is not limited to, buildings, open platforms, bridges, roof assemblies over open storage or process areas, tents, air-supported structures, and grandstands.

**Structure Fire** – Any fire inside, on, under, or touching a structure.

**Wildland Urban Interface Area** – The geographical area where structures and other human development meet or intermingle with wildland or vegetative fuels.

**Wildland** – Land in its uncultivated, more or less natural state and covered by timber, woodland, brush, or grass. An area in which development is essentially nonexistent except for roads, railroads, power lines, and similar facilities.

**Wildland Fire** – Any involved vegetative fuel, other than prescribed fire, that occurs in wildland. A wildland fire may expose or possibly consume structures.

**\$5,000 AWARD FUND**

It has been determined that this fire is

**ARSON**

If you have information regarding this fire, please call

**1-877-75-ARSON**

Callers may remain anonymous

Sponsored by:



**IDAHO STATE FIRE MARSHAL**  
DEPARTMENT OF INSURANCE