



2019 Annual Report



Brad Little
Governor

Dean L. Cameron
Director
Department of Insurance

Knute C. Sandahl
Idaho State Fire Marshal

700 W. State Street, 3rd Floor
Boise, Idaho 83702

Visit the Idaho State Fire Marshal's
website at:
<http://doi.idaho.gov/sfm>

Mission Statement

The State Fire Marshal's Office participates in and coordinates an integrated statewide system designed to protect human life from fire and explosions through fire prevention, investigation, and public education activities. The system also includes code enforcement, the operation of the Idaho Fire Incident Reporting System, and assistance to local fire agencies throughout the state.

BRAD LITTLE
Governor

State of Idaho
DEPARTMENT OF INSURANCE
DIVISION OF THE STATE FIRE MARSHAL
700 West State Street, 3rd Floor
P.O. Box 83720
Boise, Idaho 83720-0043
Phone (208) 334-4370
Fax (208) 334-4375
<http://doi.idaho.gov/sfm>

DEAN L. CAMERON
Director

KNUTE C. SANDAHL
State Fire Marshal

July 15, 2020

Honorable Brad Little
Governor, State of Idaho
Statehouse
Boise, Idaho 83720

Dear Governor Little,

I present to you the 2019 State Fire Marshal's Annual Report. This report includes data and information collected and organized from fire service providers, including municipal fire departments, fire districts, and fire protection associations throughout Idaho.

Organized fire service providers contribute statistical data through the Idaho Fire Incident Reporting System (IFIRS). Of the 229 organized fire service providers, 177 contributed data through this system. This system is important to identify fire related activity, including recognizing community fire problems, factors most responsible for ignitions, trends or problems with consumer products, and planning future fire prevention needs.

We continue to identify fire service providers that have not contributed data and encouraged them to participate in the IFIRS system. We additionally exceed our calls for service from previous years. In 2019, we responded and investigated 179 fires throughout Idaho. This is an increase of 13% from the previous year. Fire prevention, firefighter training, and public education have become a focus for our staff by developing new courses for local fire service providers.

Our office continues to actively participate with the Idaho Lands Resource Coordinating Council and the Idaho Shared Stewardship Advisory Group. We continue to foster working relationships with our local, state and federal partners concerning fire prevention and investigation in the built and wildland environment.

Respectfully submitted,



Knute Sandahl,
Idaho State Fire Marshal

TABLE OF CONTENTS

STATE FIRE MARSHAL DIVISION

About the State Fire Marshal Office	2
State Fire Marshal Staff/District Map	3
Classes	4
Fires Investigations	5
Plan Reviews and Inspections	6
Certification and Licensing	7

IDAHO FIRE DEPARTMENTS

Reporting Trends	9
List of Fire Departments with Incomplete Data/Not Reporting	10

SUMMARY STATISTICS

Incident Summary of Fire Responses	12
Incident of Non-Fire Responses	13
Incident Responses by Month, Day of Week, and Hour	14
Fire Incidents by Month, Day of Week, and Hour	15
Top 10 Incident Types by Incident Categories	16
Comparisons of 2017 and 2018 County Populations and Reported Incidents	19
Five-Year Trends	20

STRUCTURE FIRES

Most Frequent Residential Structure Fires	22
Structure Fires by Type	23
Smoke Detector Performance	24
Automatic Extinguishing Systems	25

CIVILIAN FIRE CASUALTIES

Civilian Casualties Statistics	26
Civilian Casualties Last Five Years	27
Civilian Casualties by Hour	27

FIRE SERVICE CASUALTIES

Fire Service Injuries Last Five Years	28
Fire Service Injuries by Incident Type	28

Fire Department Personnel and Funding Source	29
Fire Departments Incident Count by County	35
Glossary of Terms	42

ABOUT THE STATE FIRE MARSHAL'S OFFICE

Through our offices in Boise, Coeur d'Alene, and Idaho Falls, our dedicated staff works with a broad spectrum of customers in both the public and private sectors.

By statute we are responsible for:

- Adoption of the fire code as a minimum standard for the state.
- Prescribing regulations and making rules related to the fire code.
- Reviewing plans for all new and remodeled state buildings for compliance with adopted fire codes.
- Inspecting and testing new fire sprinkler systems and fire alarm systems in all new and remodeled state buildings.
- Collecting information on all fires in Idaho.
- Regulating the fire sprinkler industry.
- Reviewing plans for single service fire sprinkler systems installed in Idaho.
- Licensing fireworks wholesale and import businesses.
- Ensuring compliance by cigarette manufacturers with Idaho Reduced Cigarette Ignition Propensity Law.
- Training local authorities who apply the provisions of the adopted statewide fire code.
- Serving as an avenue for appealing local code application decisions as provided by Idaho law.
- Serving as the Chief Arson Investigator for the state of Idaho.

We also provide assistance to our customers by:

- Assisting local fire jurisdictions with plan reviews, inspections, and code interpretation.
- Conducting classes in fire investigation, code application, and incident reporting.
- Answering questions and providing statistical research for:

Architects	Attorneys
Engineers	Elected officials
Local Fire Marshals/Inspectors	Law enforcement
Developers	Individual citizens

- Participating in numerous arson task forces statewide and regional fire chief associations.
- Being actively involved in the development of national fire and life safety standards.
- Serving as an active member of the Idaho Lands Resource Coordinating Council.
- Working with the Northwest Insurance Council to establish the Arson Hotline and a reward-for-information program.

STATE FIRE MARSHAL STAFF/DISTRICT MAP

Knute Sandahl, State Fire Marshal
 Carissa Sindon, Administrative Assistant
 Javier Cervantes, Fire Plan Examiner
 Nesha Pabst-Bohrer, NFIRS Program Information Coordinator

700 West State Street, 3rd Floor
 Boise, ID 83702
 208-334-4370

Region I

Casey Strong
 Deputy Fire Marshal

Jason Blubaum
 Deputy Fire Marshal

2005 Ironwood Parkway #143
 Coeur d'Alene, ID 83814
 208-769-1447

Region II

Tom Mroz
 Chief Deputy Fire Marshal

Alan Perry
 Deputy Fire Marshal

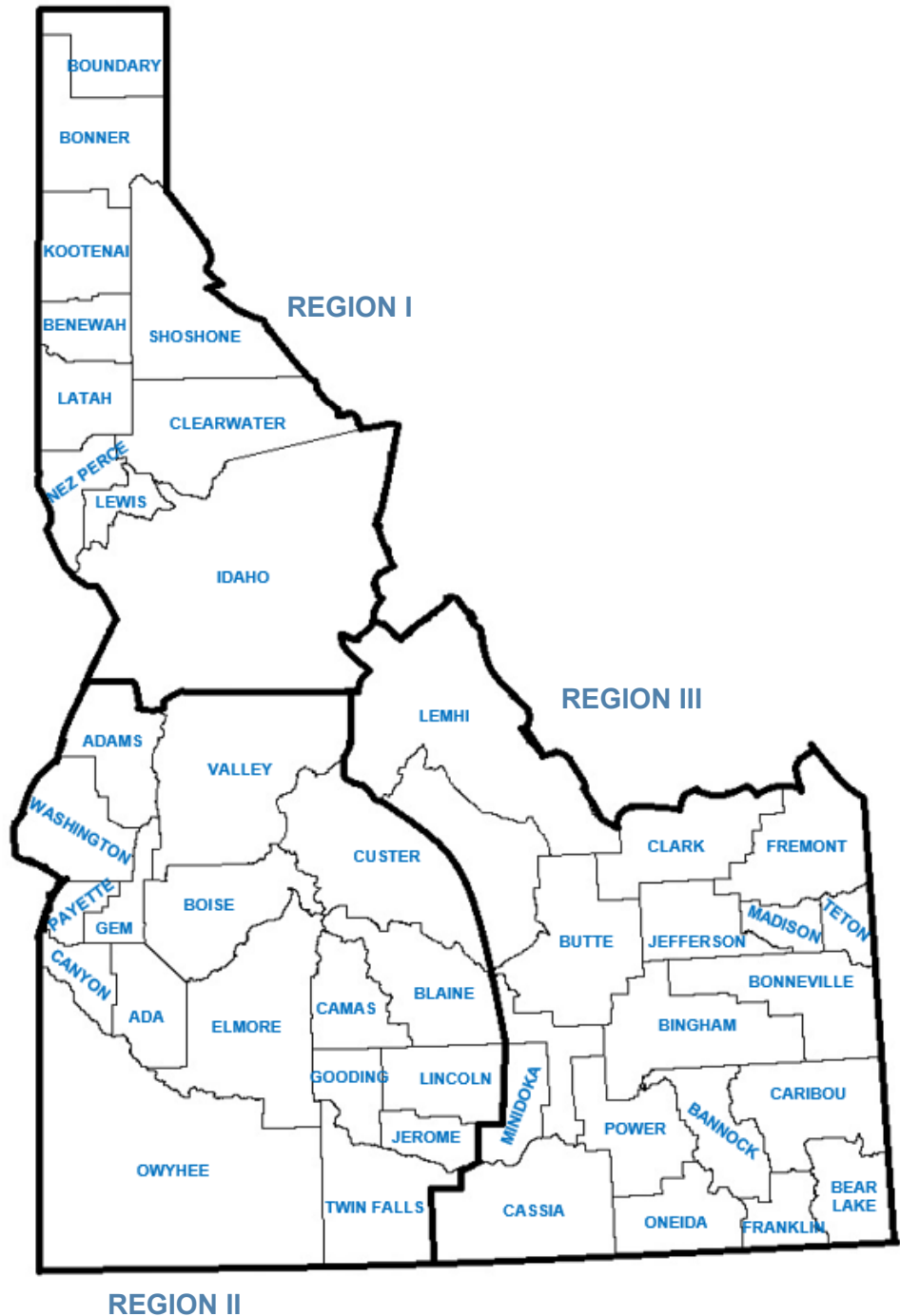
700 West State Street, 3rd Floor
 Boise, ID 83720
 208-334-4370

Region III

Verl Jarvie
 Deputy Fire Marshal
 208-525-7022

Brian Owens
 Deputy Fire Marshal
 208-525-7209

1820 E. 17th Street, Suite 220
 Idaho Falls, ID 83404



CLASSES

Arson Detection for the First Responder

Provides the first responder with knowledge and awareness of the detection of possible incendiary fires.

Arson Investigation and Evidence Preservation

Instructs students toward a positive approach to arson investigation and best practices for the collection, preservation, and submission of fire debris evidence to our state lab.

Fire Inspection Principals

The course is designed to educate the principles and techniques of conducting fire & life safety inspections with emphasis on code compliance. Classroom sessions are constructed to assist in fire inspection overview, codes and standards, construction types, means of egress, hazardous materials and processes, fire protections systems and system acceptance, and other code related topics with emphasis in identifying hazards and violations.

Fire Investigation for First Responders

This 20-hour course introduces students to the requirement of NFPA 921 and is designed specifically to provide a clear definition of the role of first responders in fire investigation and provides essential knowledge to enable them to recognize the potential of intentionally set fires, preservation and protection of evidence, and proper reporting of information to appropriate officials. Lecture sessions are reinforced with hands on burn cell investigations and demonstrations. By strengthening the partnership between first responders and investigators, the chances for successfully solving arson-related crimes will increase.

Introduction to National Fire Incident Reporting System (NFIRS)

An introduction to and experience with the NFIRS 5.0 all-incident reporting system. Students learn the purposes and benefits of incident reporting at the local, state, and national levels and receive a basic introduction to all modules and their uses.

Origin and Cause Fire Investigation

This 16-hour class is based on the National Fire Protection Association (NFPA) 921 Guide for Fire and Explosion Investigations and provides the student with basic origin and cause fire investigation knowledge and principles.

Training Courses Customized to Meet Your Needs

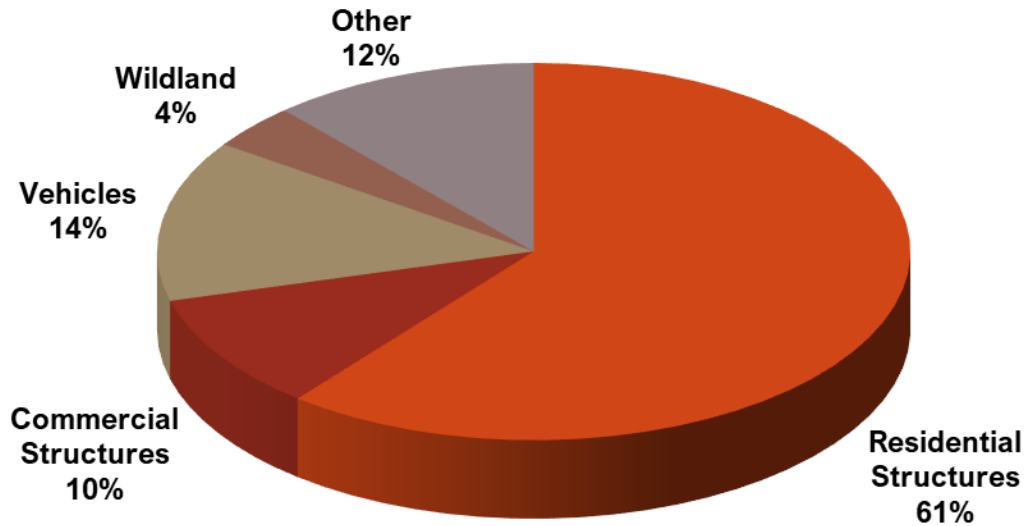
We also offer customized training opportunities for fire agencies. Our classes in both fire code and fire investigation can often be modified by content and length to meet individual needs.

Many of these classes are offered at the following academies:

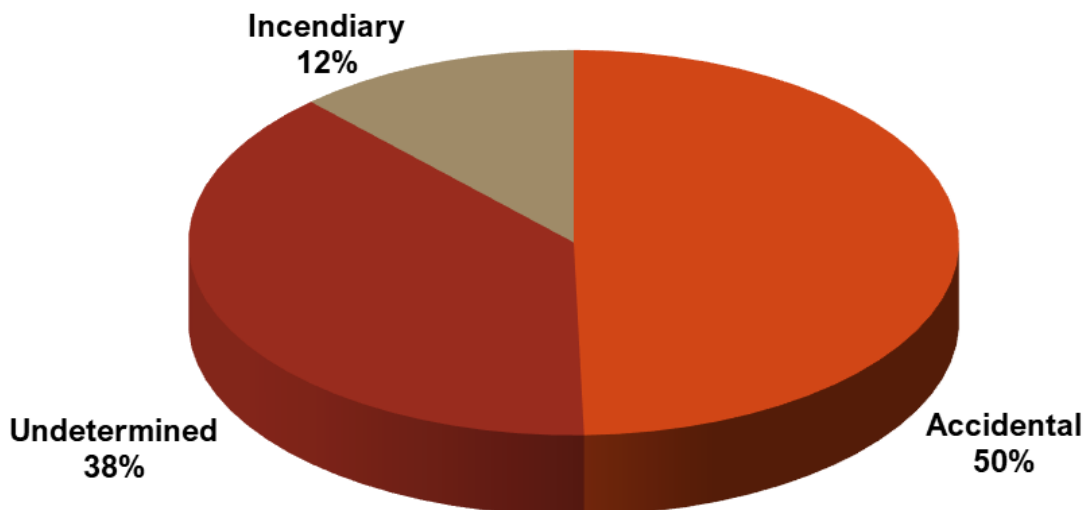
- Central Idaho Fire Academy (Donnelly)
- Clearwater County Fire Academy (Orofino)
- Eastern Idaho Fire Academy (Ammon)
- North Idaho Fire Academy (Coeur d'Alene)
- Southern Idaho Fire Academy (Paul)

FIRE INVESTIGATIONS

Types of Fires Investigated by the State Fire Marshal's Office

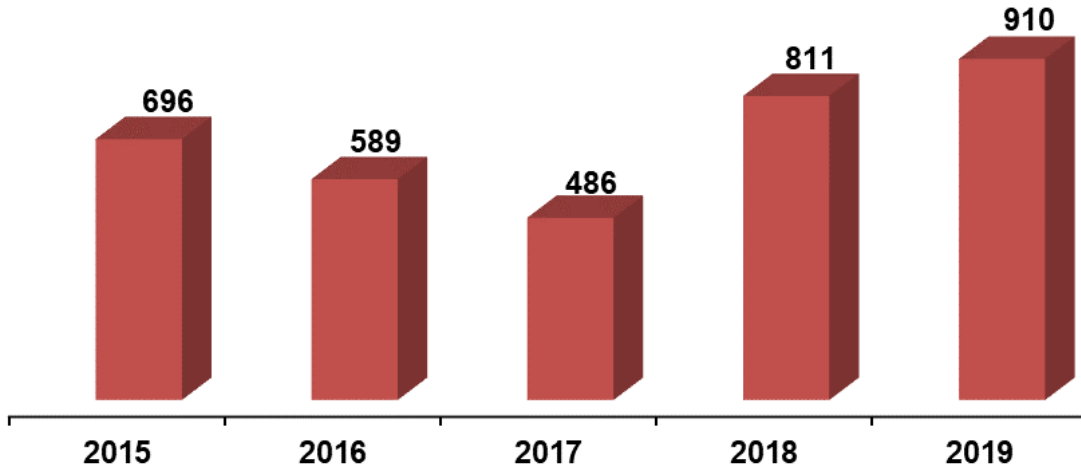


Determination of Cause

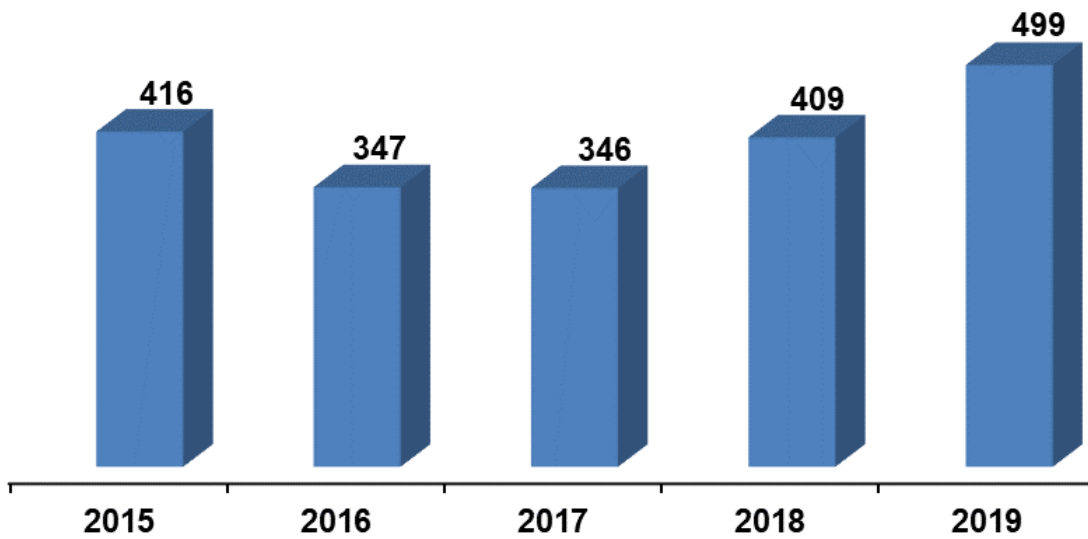


PLAN REVIEWS AND INSPECTIONS

Plan Reviews by the Idaho State Fire Marshal's Office



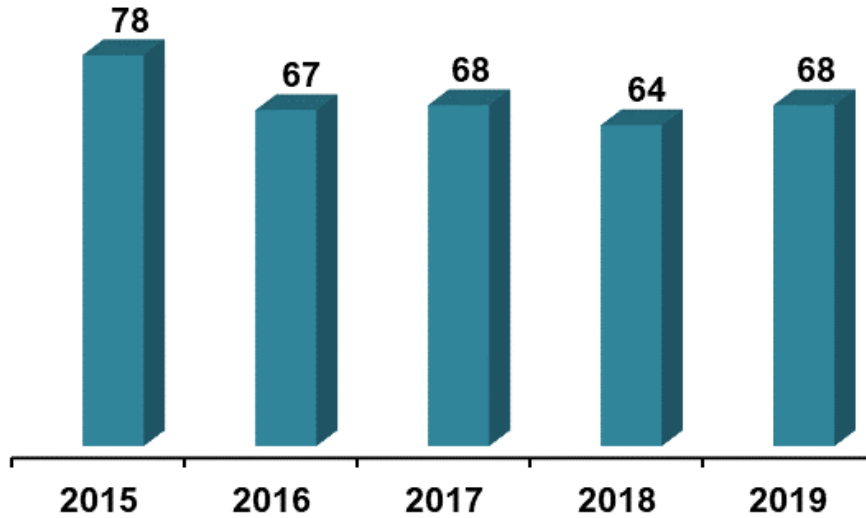
Inspections by the Idaho State Fire Marshal's Office



CERTIFICATION AND LICENSING

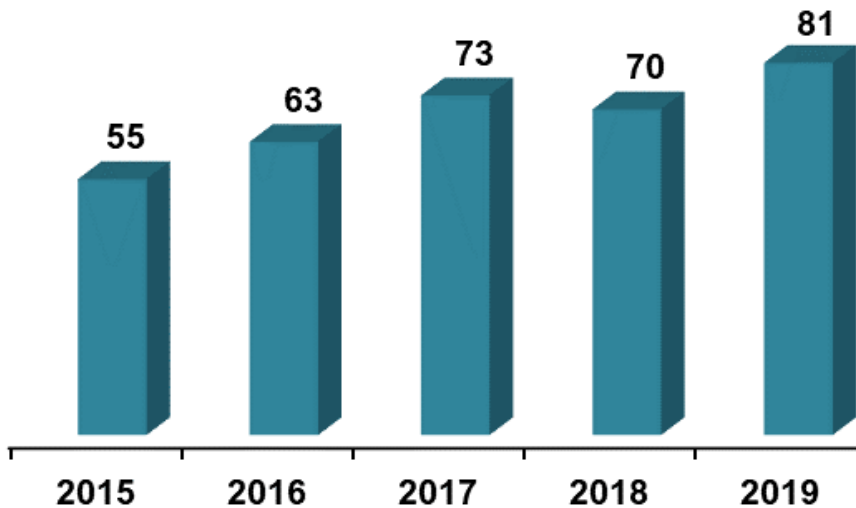
Fire Protection Sprinkler Contractor Licenses

Idaho Code section 41-254(7) and IDAPA 18.08.02 give the State Fire Marshal the responsibility to license and regulate fire sprinkler contractors.



Fire Protection Sprinkler Fitter Licenses

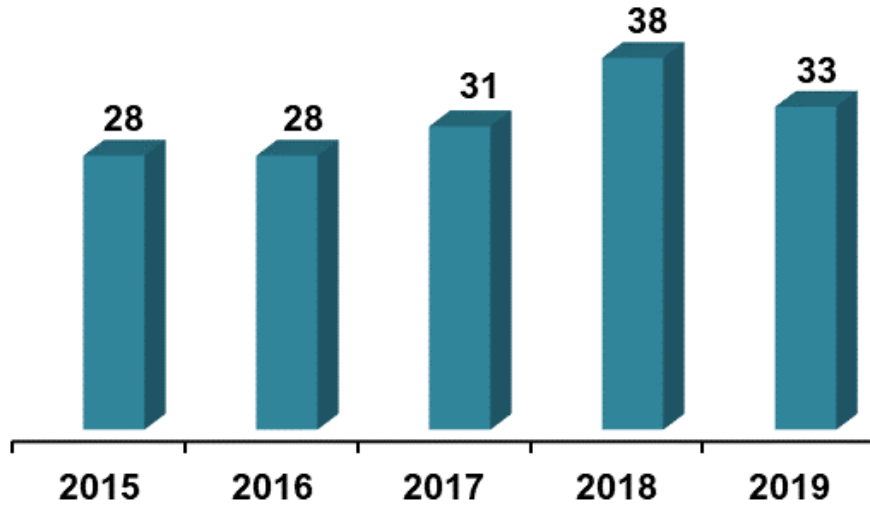
This license is offered by the State Fire Marshal pursuant to IDAPA 18.08.02.23



CERTIFICATION AND LICENSING

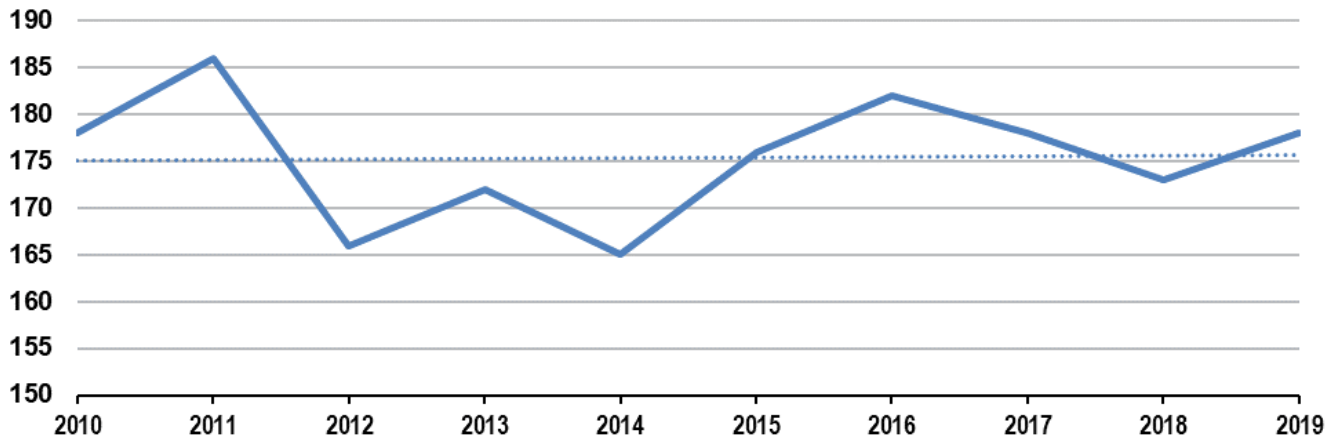
Fireworks Wholesale or Import Licenses

Idaho Code section 39-2603 require anyone who imports or sells fireworks at wholesale to be licensed by the State Fire Marshal's Office.

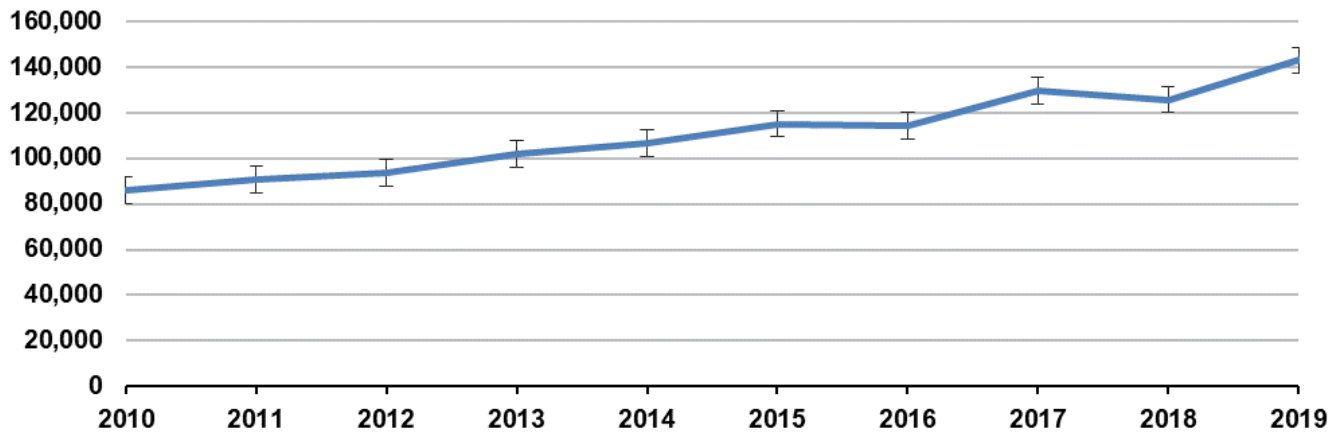


IDAHO FIRE DEPARTMENTS REPORTING TREND

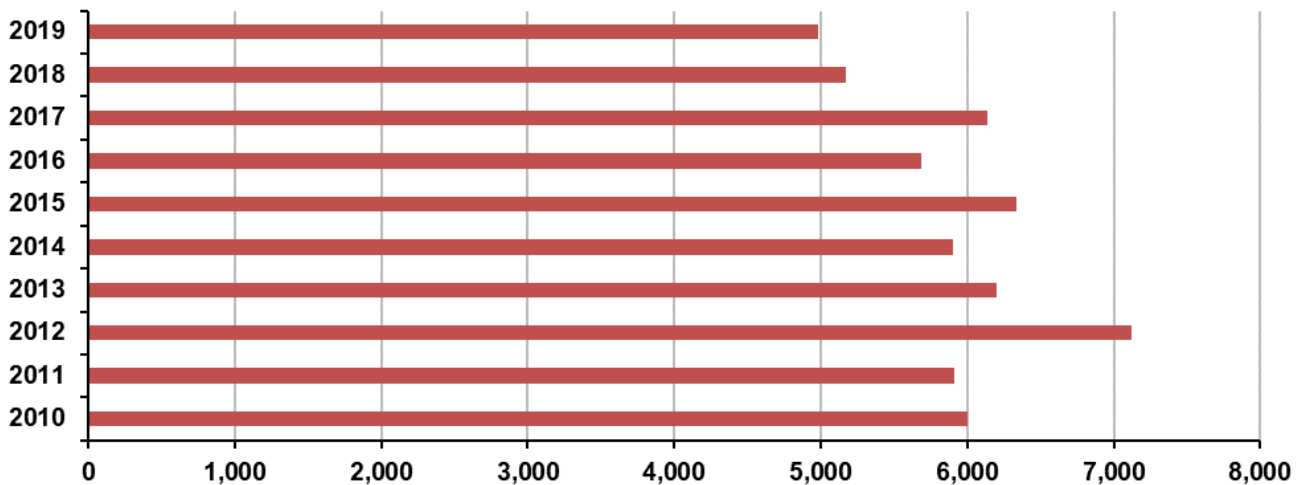
Number of Fire Departments Reporting



Total Reported Incidents



Total Reported Fire Incidents



These departments did not submit their incidents or provided incomplete data for 2019. Their reports may have an effect on the statistics.

Adams County

Bear Fire District
Council Valley Volunteer Fire Department

Bannock County

Arimo Fire Department
Downey Fire District
McCammon Fire Department
Pocatello Valley Fire Protection District

Bear Lake County

Bear Lake County District

Benewah County

Emida Fire District
Fernwood Fire Protection District
Tensed Rural Fire District

Bingham County

Aberdeen/Springfield Fire District
Atomic City Fire Department
Firth Rural Fire District
Fort Hall Fire & EMS District
Shelley Rural Fire District

Blaine County

Hailey Fire Department

Boise County

Centerville Fire Protection District
Placerville Fire Protection District
Thorn Creek Volunteer Fire Department
Wilderness Ranch Fire Protection District

Bonner County

Clark Fork Fire & Rescue
Coolin-Cavanaugh Bay Fire Protection District
Kilroy Bay-Pine Cove Fire Department
North of the Narrows Fire Department
Upper Pack River Volunteer Fire Department

Bonneville County

Ammon Fire Department

Boundary County

Bonnors Ferry Fire Department
Hall Mountain Volunteer Fire Department
Moyie Springs Fire Department

Butte County

INL Fire Department

Camas County

Fairfield Fire Department

Canyon County

Parma Rural Fire Protection District

Caribou County

Bancroft Fire Department
Grace Fire Department

Cassia County

Ace Fire Protection Association

Clark County

Dubois City Fire Department

Clearwater County

Evergreen Rural Fire District
Grangemont Fire Department
Twin Ridge Rural Fire District
Upper Fords Creek Rural Fire Department
Weippe Fire Department

Custer County

North Custer Rural Fire District
South Custer Rural Fire District

Fremont County

Island Park Fire Protection District

Gooding County

Bliss Fire District

Idaho County

BPC Rural Fire Department
Elk City Volunteer Fire Department
Ferdinand Fire Department
Glenwood-Caribel Volunteer Fire Department
Ridge Runner Fire Department
Riggins Fire Department
Stites Fire Department

Jefferson County

Hamer Fire Protection District
Roberts Fire District
West Jefferson Fire Control District

Kootenai County

Northern Lakes Fire Protection District

Latah County

Bovill Fire Protection District
Genesee Fire Department
Genesee Rural Fire District
Potlatch Rural Fire District
Troy Rural Fire District
Troy Volunteer Fire Department

Lemhi County

Elk Bend Fire Protection District
Leadore Community Volunteer Fire Department
Lemhi County Fire Protection District
North Fork Fire Protection District
Williams Lake Volunteer Fire Department

Lewis County

Kamiah Fire Department
Kamiah Rural Fire District
Winchester Rural Fire District

Lincoln County

Shoshone City/Rural Fire District
Richfield Fire Protection District

Nez Perce County

Lewiston Fire Department
Nez Perce County Fire Department

Owyhee County

Silver City Fire & Rescue

Power County

American Falls Fire Department
American Falls Rural Fire Protection District

Shoshone County

St. Joe Valley Fire District

Twin Falls County

Castleford Fire District
Salmon Tract Rural Fire Protection District

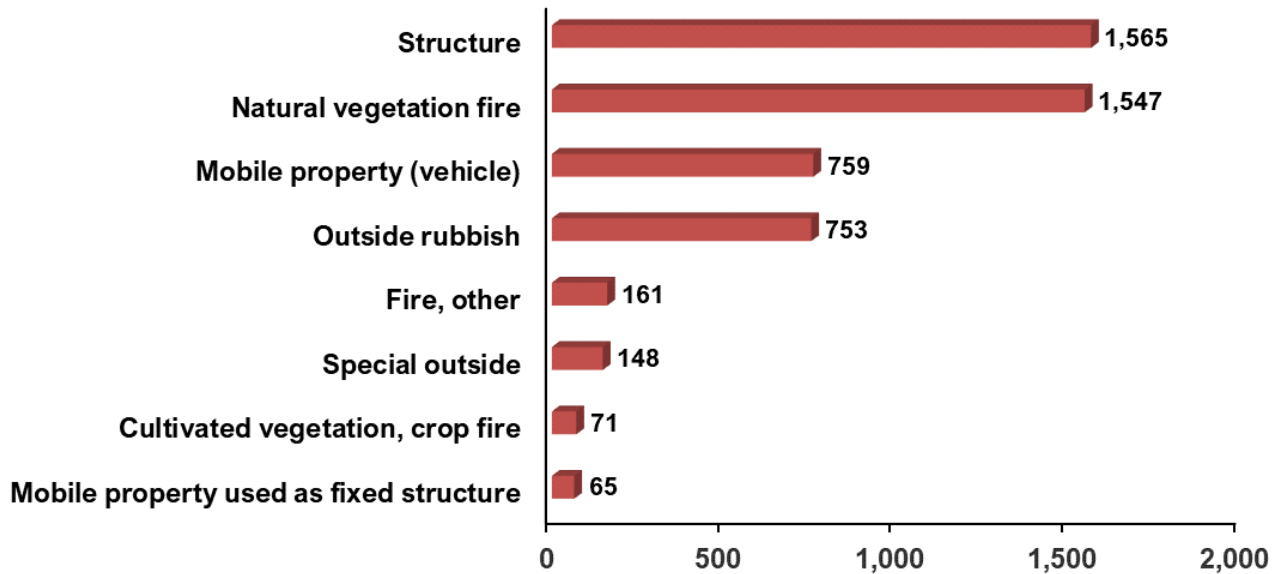
Valley County

High Valley Fire Protection Association
Silver Creek Volunteer Fire District
South Idaho Timber Protective Association

Washington County

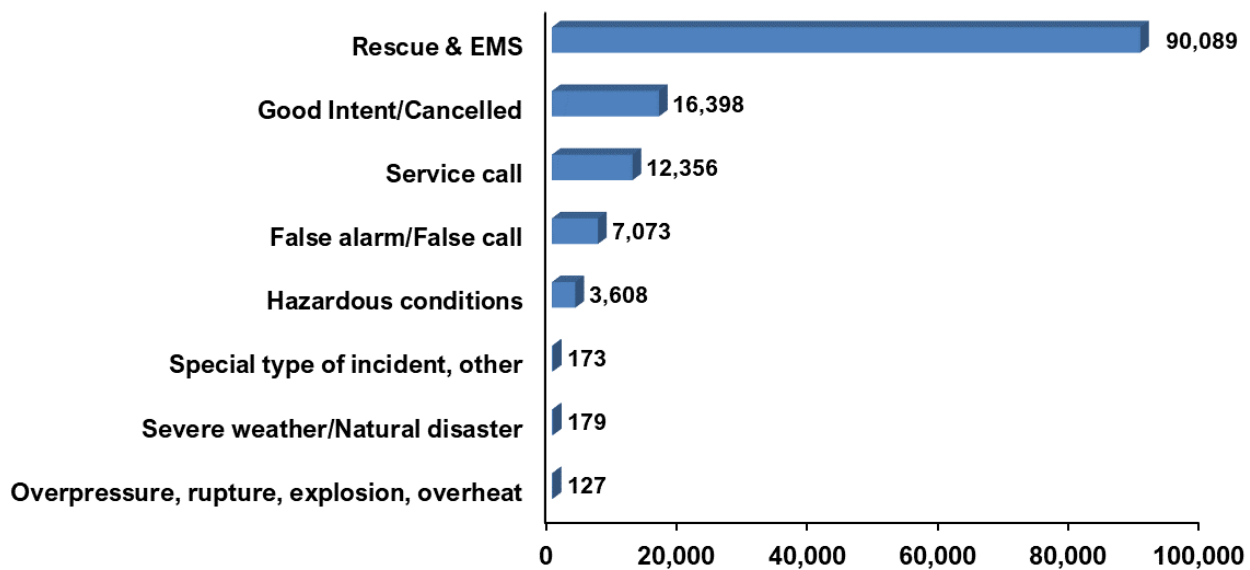
Midvale Fire Protection District
Weiser Area Rural Fire District

INCIDENT SUMMARY OF FIRE RESPONSES



NFIRS Reference	Fire Responses	Dollar Loss
111-118	Structure	\$53,870,236
120-123	Mobile property used as fixed structure	\$595,310
130-138	Mobile property (vehicle)	\$10,882,741
140-143	Natural vegetation	\$554,876
150-155	Outside rubbish	\$211,156
160-163	Special outside	\$864,975
170-173	Cultivated vegetation, crop	\$278,500
100	Fire, other	\$389,860
Total		\$67,647,654

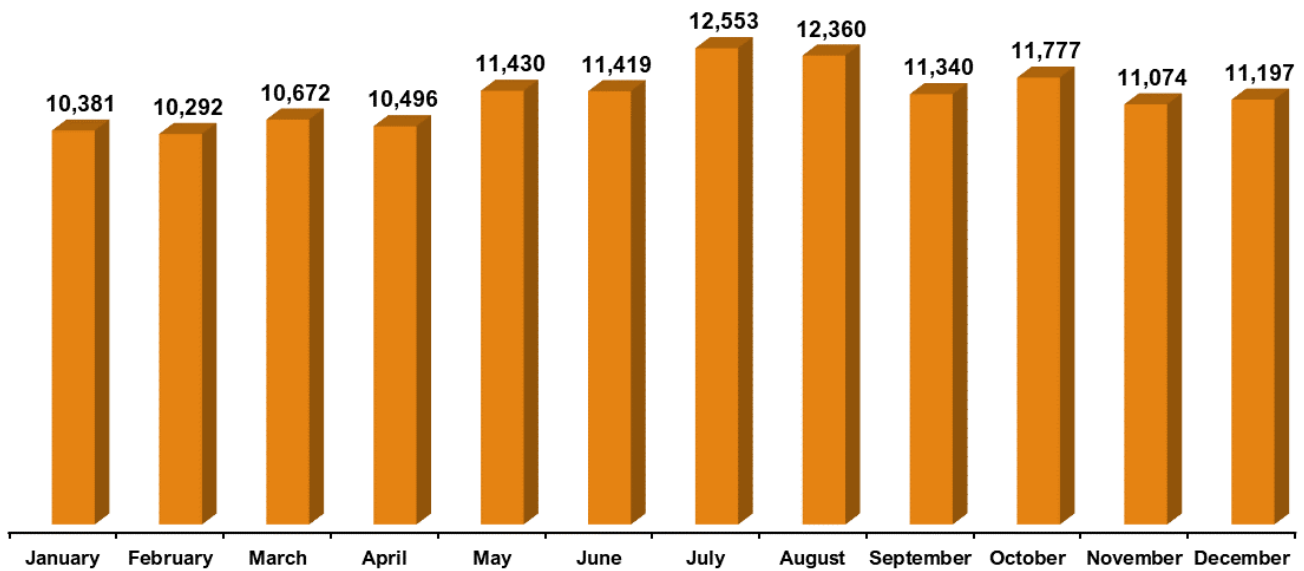
INCIDENT SUMMARY OF NON-FIRE RESPONSES



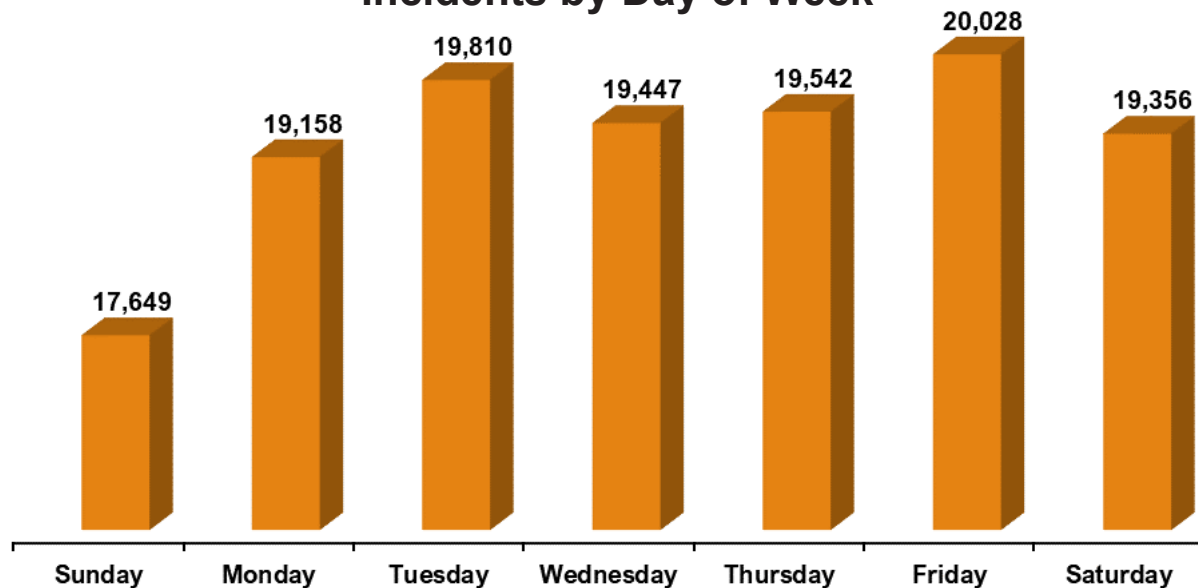
NFIRS	Response Type	Dollar Loss
200	Overpressure, rupture, explosion, overheat	\$5,420
300	Rescue & EMS	\$898,900
400	Hazardous conditions	\$699,040
500	Service call	\$913,700
600	Good Intent/Cancelled	\$1,950
700	False alarm/False call	\$21,000
800	Severe weather/Natural disaster	\$55,500
900	Special type of incident, other	\$0
Total		\$2,565,510

ALL INCIDENT RESPONSES

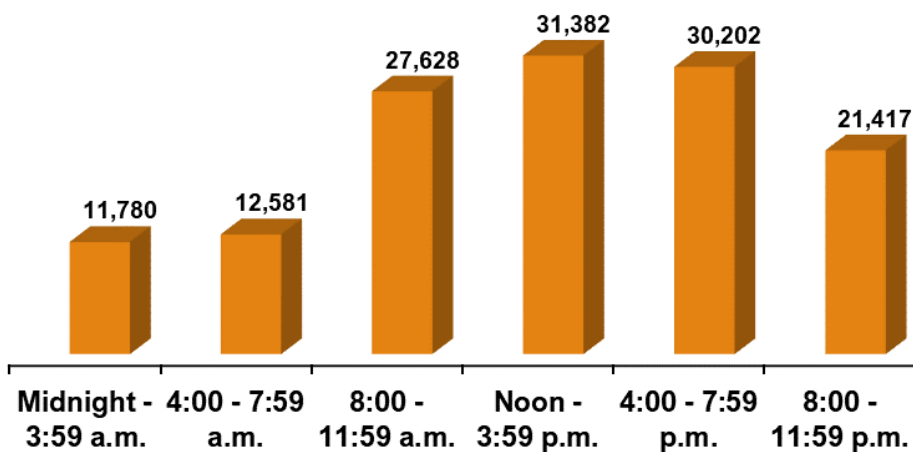
Incidents by Month



Incidents by Day of Week

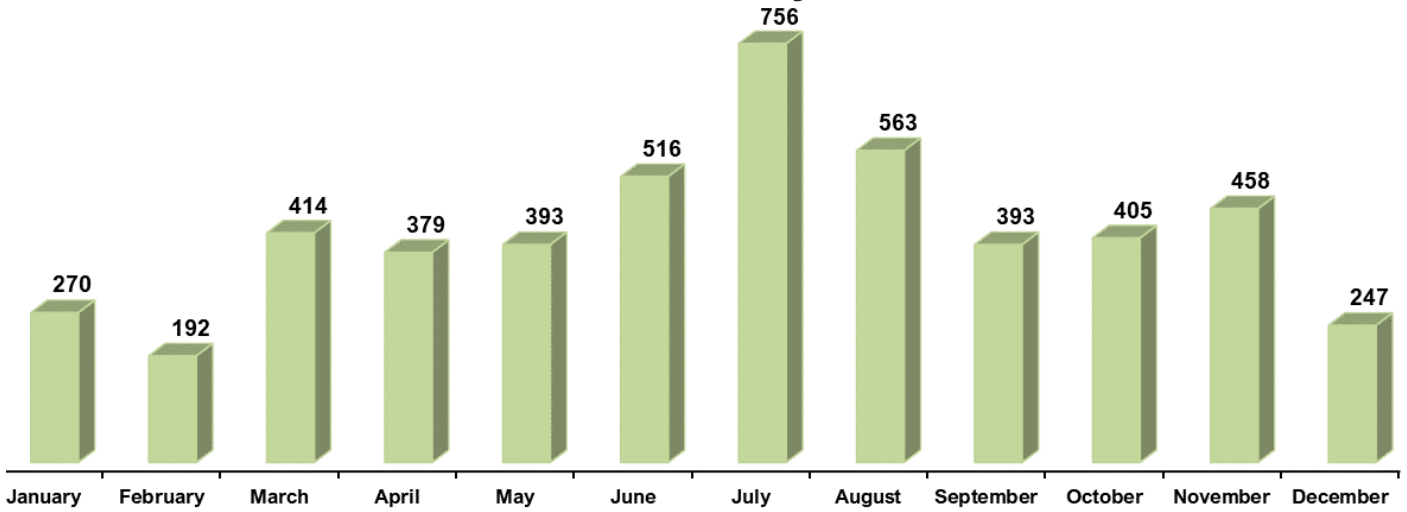


Incidents by Hour

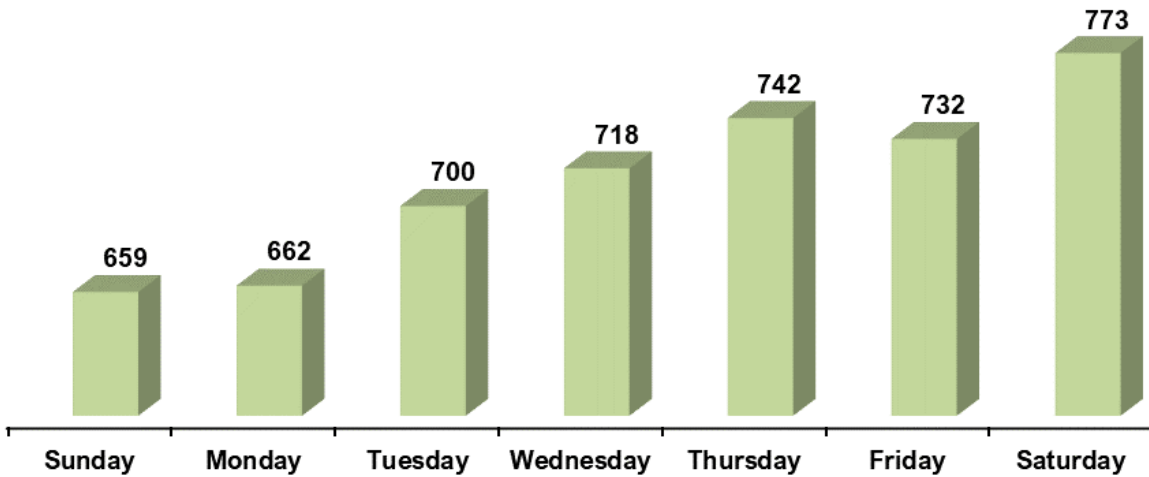


FIRE INCIDENT RESPONSES

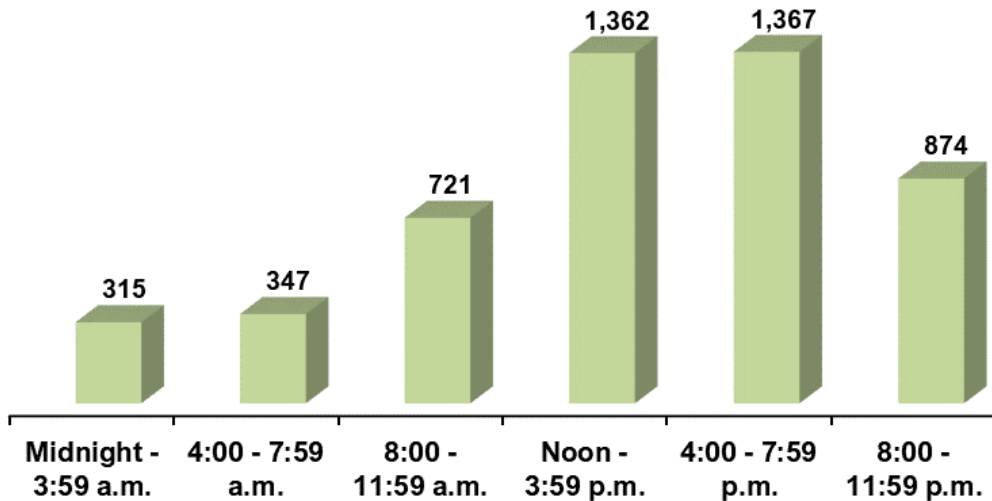
Fire Incidents by Month



Fire Incidents by Day of Week

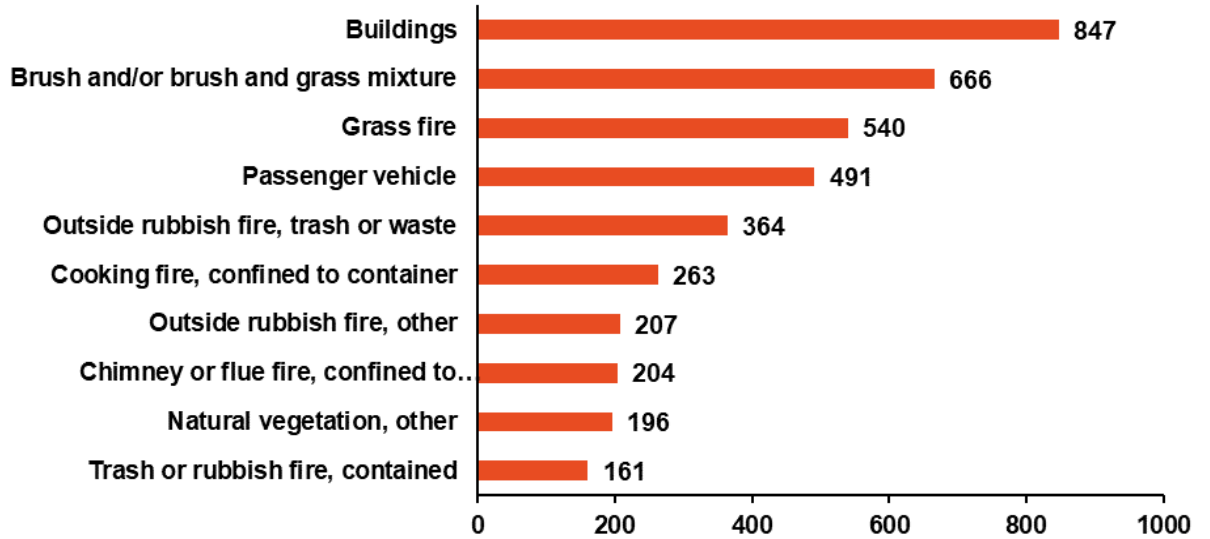


Fire Incidents by Hour

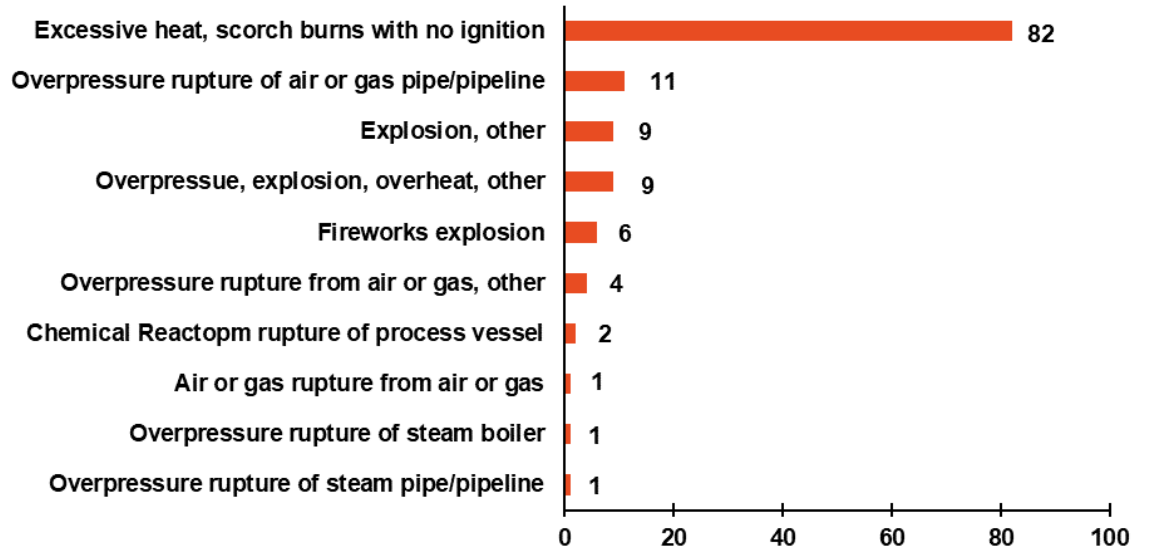


TOP 10 INCIDENT TYPES BY CATEGORIES

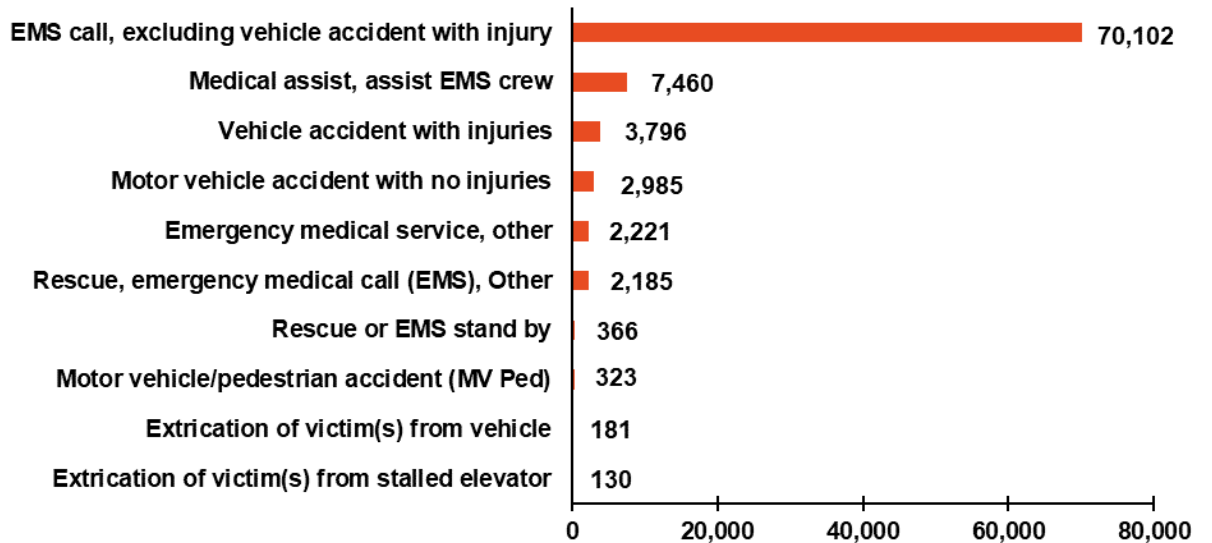
Fire



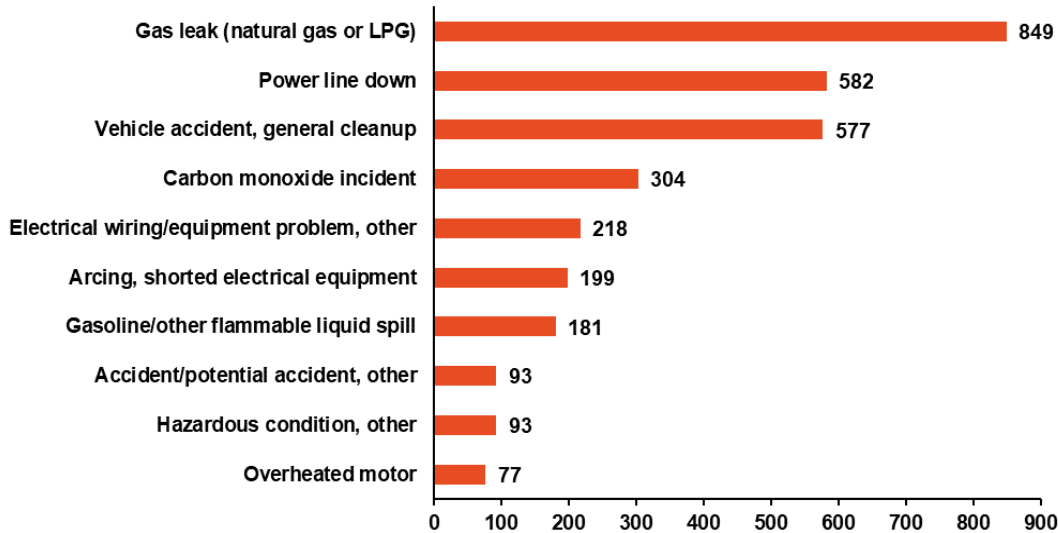
Overpressure, Explosion, Overheat (No Fire)



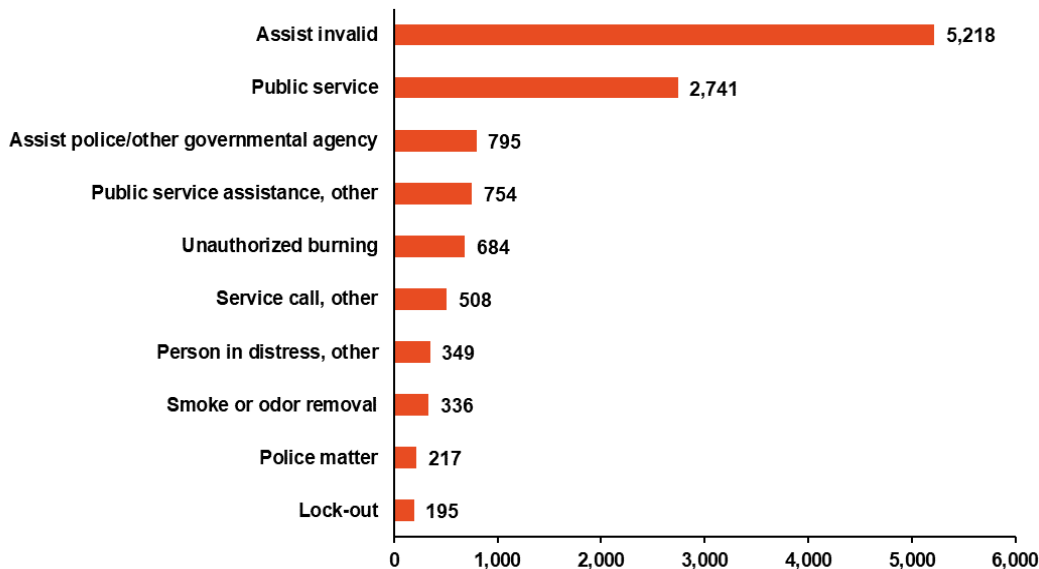
Rescue & EMS



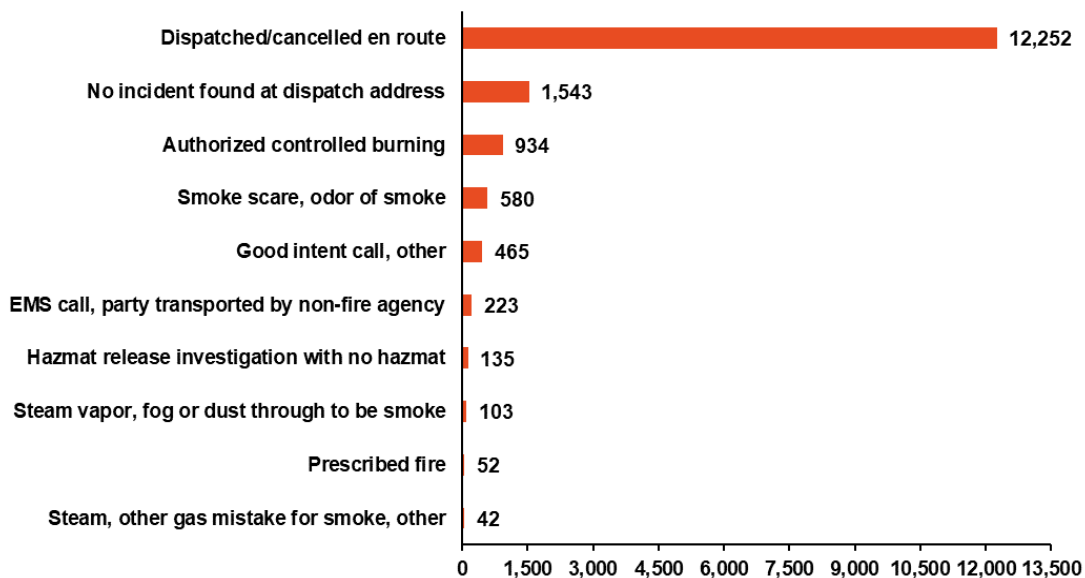
TOP 10 INCIDENT TYPES BY CATEGORIES



Hazardous Condition (No Fire)

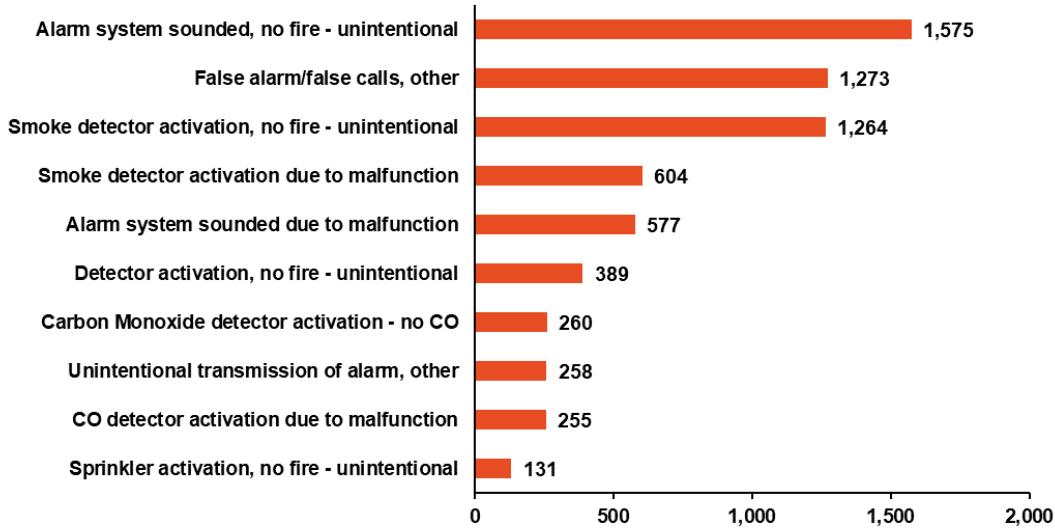


Service Calls

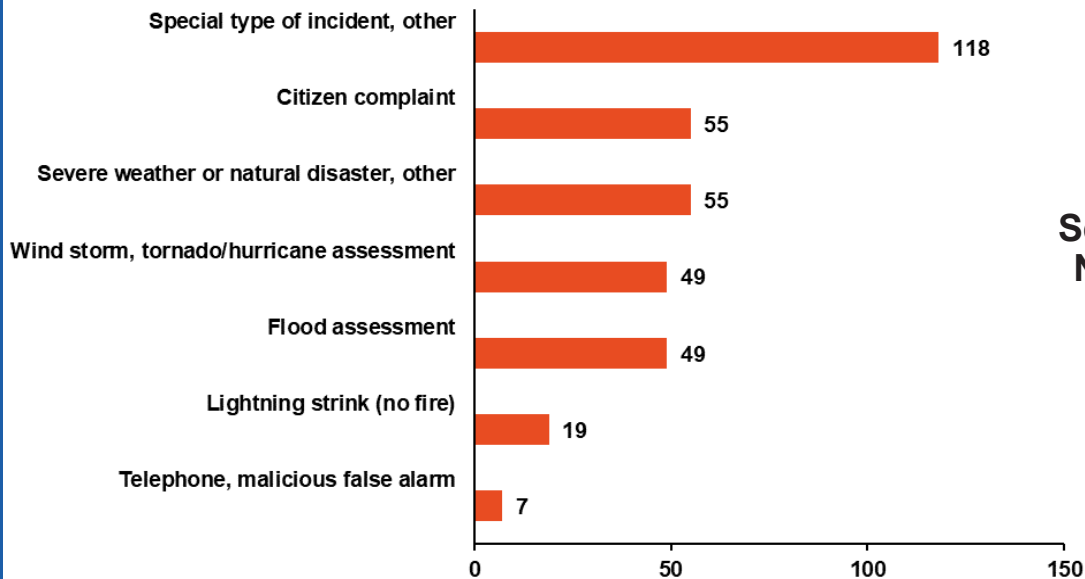


Good Intent

TOP 10 INCIDENT TYPES BY CATEGORIES



**False Alarm/
Calls**



**Severe Weather or
Natural Disaster/
Special
Incident Type**

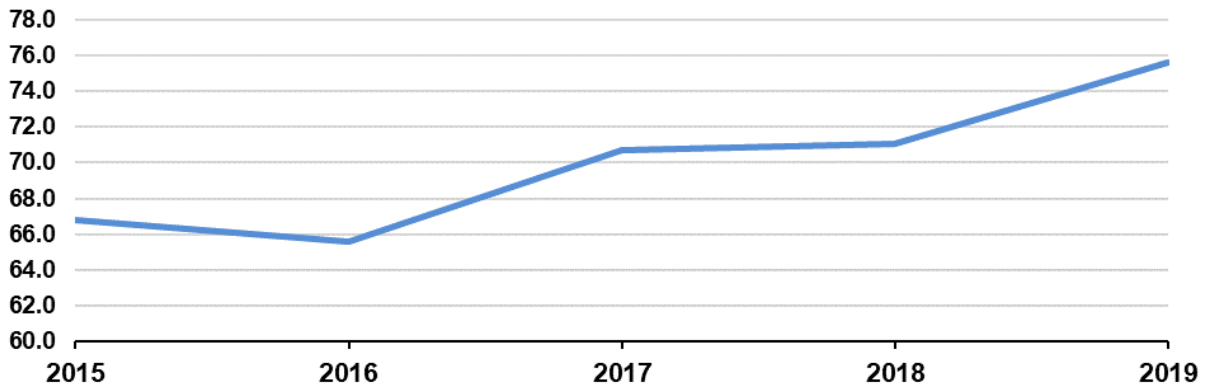
2019 AND 2018 POPULATIONS AND INCIDENTS COMPARISON

(Population source: U.S. Census Bureau)

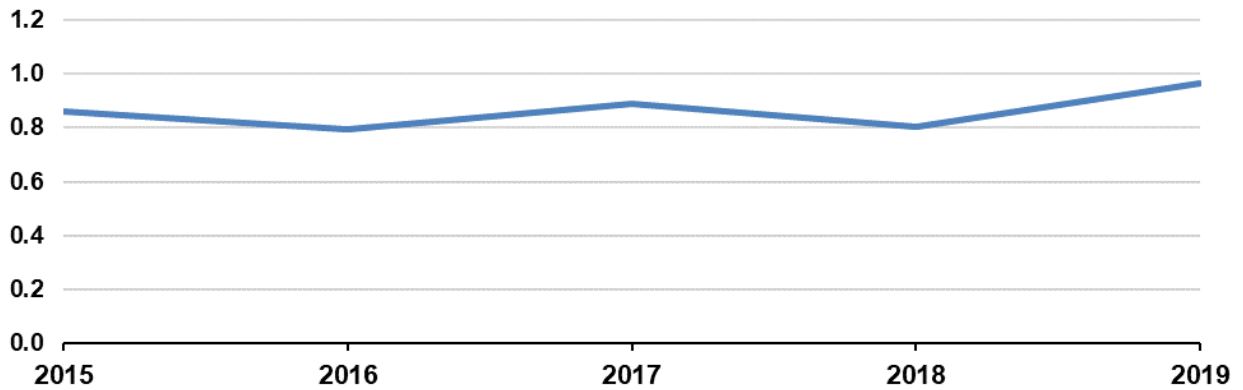
County	2019 Population	2018 Population	Difference	Total 2019 Incidents Reported	Total 2018 Incidents Reported	Difference	Total 2019 Fire Incidents Reported	Total 2018 Fire Incidents Reported	Difference
Ada	481,587	469,966	↑ 11,621	31,038	29,122	↑ 1,916	746	679	↑ 67
Adams	4,294	4,250	↑ 44	26	33	↓ -7	4	9	↓ -5
Bannock	87,808	87,138	↑ 670	9,222	9,179	↑ 43	135	211	↓ -76
Bear Lake	6,125	6,050	↑ 75	53	65	↓ -12	18	16	↑ 2
Benewah	9,298	9,226	↑ 72	667	579	↑ 88	50	50	0
Bingham	46,811	46,236	↑ 575	586	717	↓ -131	187	252	↓ -65
Blaine	23,021	22,601	↑ 420	2,582	2,643	↓ -61	103	92	↑ 11
Boise	7,831	7,634	↑ 197	480	426	↑ 54	45	44	↑ 1
Bonner	45,739	44,727	↑ 1,012	4,053	3,538	↑ 515	207	198	↑ 9
Bonneville	119,062	116,854	↑ 2,208	14,250	13,054	↑ 1,196	228	237	↓ -9
Boundary	12,245	11,948	↑ 297	422	415	↑ 7	53	57	↓ -4
Butte	2,597	2,611	↓ -14	52	20	↑ 32	19	10	↑ 9
Camas	1,106	1,127	↓ -21	-	1	↓ -1	0	1	↓ -1
Canyon	229,849	223,499	↑ 6,350	17,261	16,524	↑ 737	576	555	↑ 21
Caribou	7,155	7,060	↑ 95	40	59	↓ -19	23	34	↓ -11
Cassia	24,030	23,864	↑ 166	1,077	1,058	↑ 19	106	113	↓ -7
Clark	845	852	↓ -7	0	0	0	0	0	0
Clearwater	8,756	8,758	↓ -2	189	40	↑ 149	41	29	↑ 12
Custer	4,315	4,280	↑ 35	62	62	0	21	29	↓ -8
Elmore	27,511	27,259	↑ 252	268	296	↓ -28	92	109	↓ -17
Franklin	13,876	13,726	↑ 150	137	166	↓ -29	35	65	↓ -30
Fremont	13,099	13,168	↓ -69	101	98	↑ 3	36	47	↓ -11
Gem	18,112	17,634	↑ 478	471	441	↑ 30	122	119	↑ 3
Gooding	15,179	15,196	↓ -17	883	901	↓ -18	127	131	↓ -4
Idaho	16,667	16,513	↑ 154	122	141	↓ -19	65	73	↓ -8
Jefferson	29,871	29,439	↑ 432	203	253	↓ -50	91	149	↓ -58
Jerome	24,412	24,015	↑ 397	1,536	1,501	↑ 35	147	159	↓ -12
Kootenai	165,697	161,505	↑ 4,192	22,099	20,333	↑ 1,766	432	409	↑ 23
Latah	40,108	40,134	↓ -26	2,360	1,910	↑ 450	89	112	↓ -23
Lemhi	8,027	7,961	↑ 66	5	2	↑ 3	5	2	↑ 3
Lewis	3,838	3,861	↓ -23	35	371	↓ -336	15	11	↑ 4
Lincoln	5,366	5,360	↑ 6	74	0	0	20	0	↑ 20
Madison	39,907	39,304	↑ 603	631	793	↓ -162	85	80	↑ 5
Minidoka	21,039	20,825	↑ 214	1,147	1,165	↓ -18	87	106	↓ -19
Nez Perce	40,408	40,408	0	7,385	7,383	↑ 2	121	135	↓ -14
Oneida	4,531	4,488	↑ 43	32	29	↑ 3	30	27	↑ 3
Owyhee	11,823	11,693	↑ 130	275	193	↑ 82	132	98	↑ 34
Payette	23,951	23,551	↑ 400	1,990	1,712	↑ 278	120	114	↑ 6
Power	7,681	7,768	↓ -87	95	65	↑ 30	42	26	↑ 16
Shoshone	12,882	12,796	↑ 86	1,734	1,686	↑ 48	107	94	↑ 13
Teton	12,142	11,640	↑ 502	662	702	↓ -40	52	44	↑ 8
Twin Falls	86,878	86,081	↑ 797	8,527	7,494	↑ 1,033	269	279	↓ -10
Valley	11,392	11,041	↑ 351	2,027	1,769	↑ 258	66	58	↑ 8
Washington	10,194	10,161	↑ 33	130	102	↑ 28	37	30	↑ 7
TOTALS	1,787,065	1,754,208	↑ 32,857	134,989	127,041	↑ 7,948	4,986	5,093	↓ -107

FIVE-YEAR TRENDS

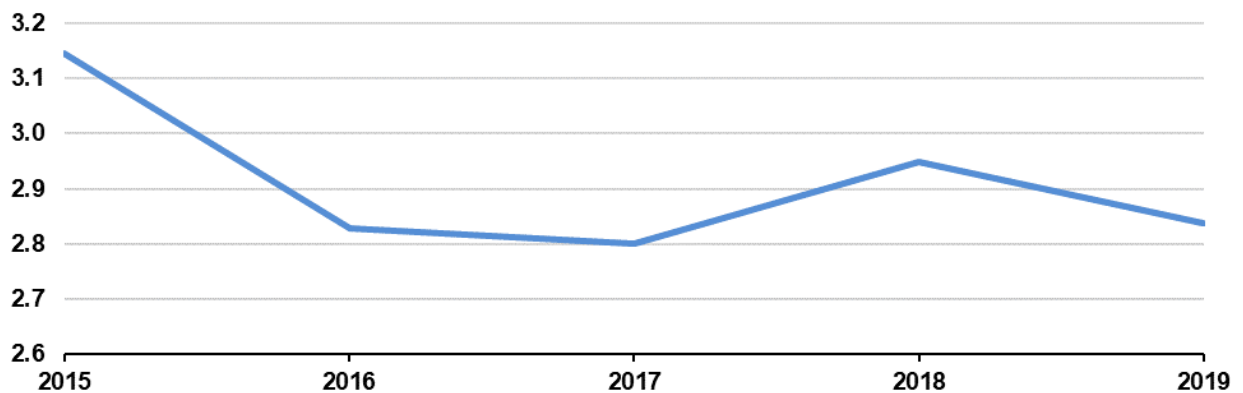
Incidents per 1,000 Population



Structure Fire Incidents per 1,000 Population

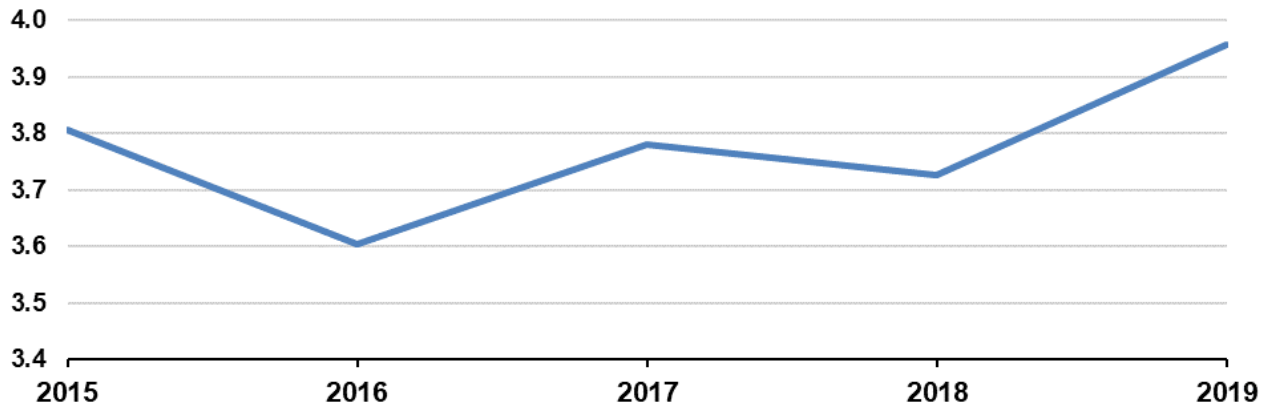


Fire Incidents per 1,000 Population

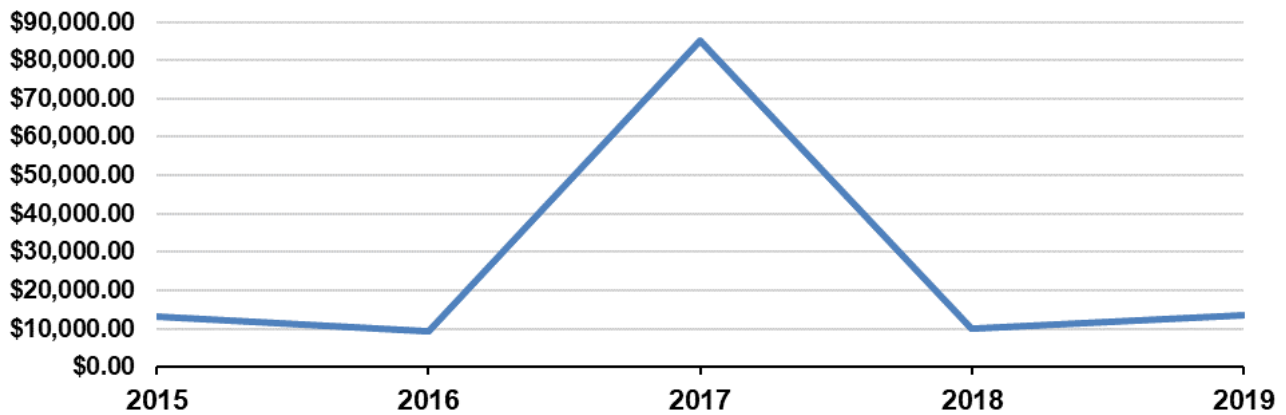


FIVE-YEAR TRENDS

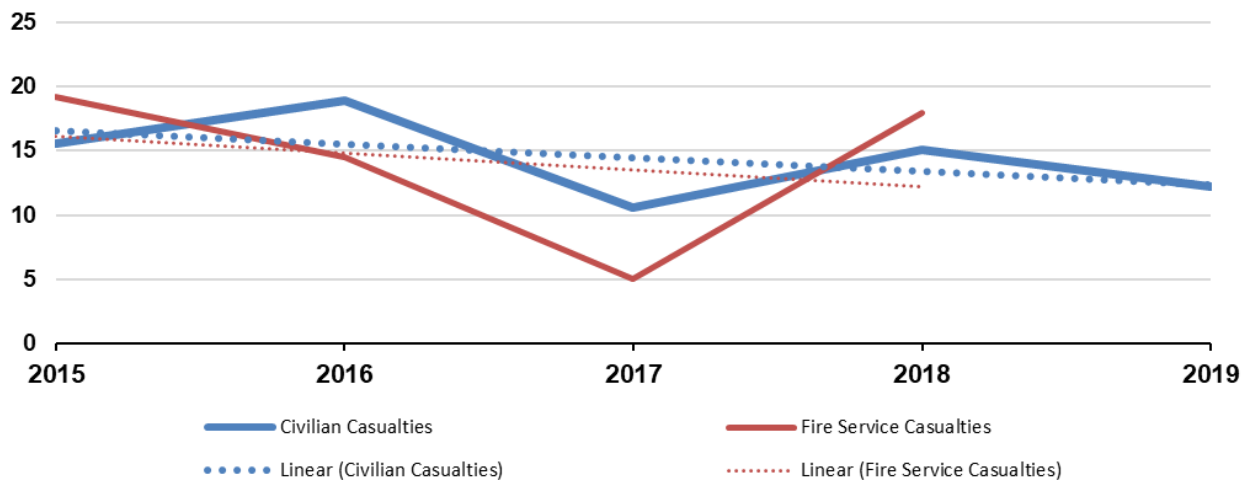
False Call Incidents per 1,000 Population



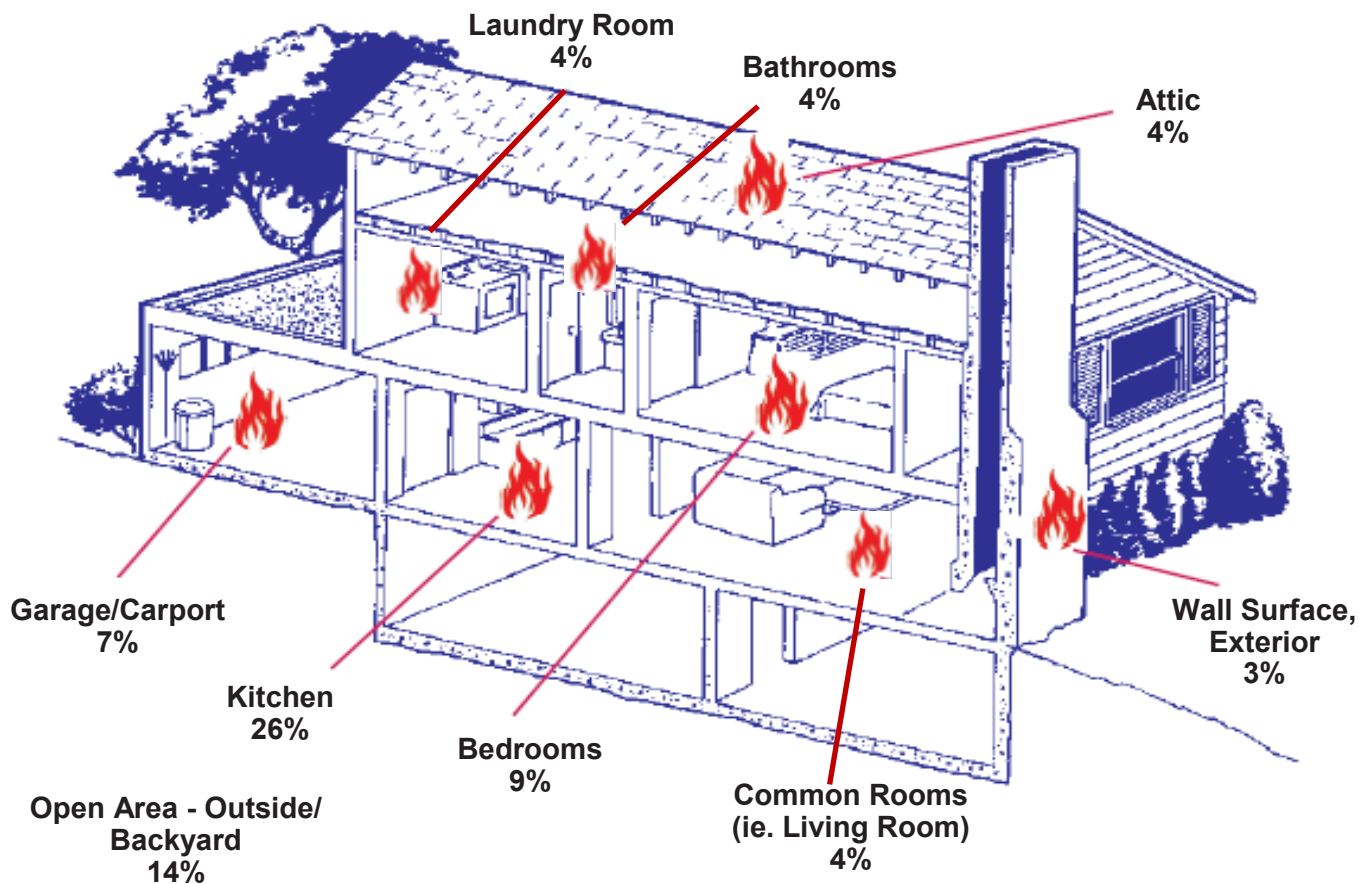
Average Dollar Loss per Fire Incident



Civilian and Fire Service Casualties per 1,000 Fire Incidents



MOST FREQUENT RESIDENTIAL STRUCTURE FIRES



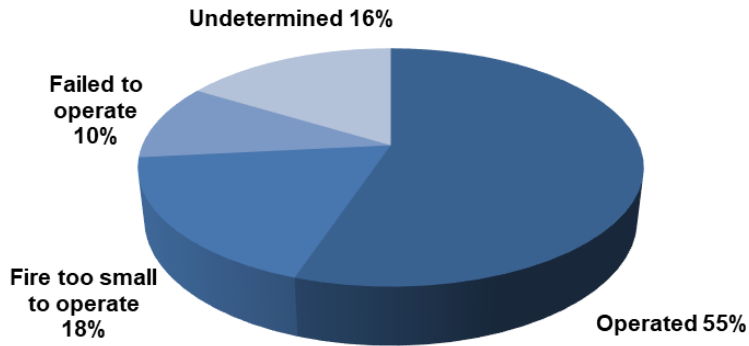
Area of Origin	Incident Count	Dollar Loss
Attics	47	\$1,953,200
Bathrooms	24	\$505,300
Bedrooms	57	\$2,850,502
Common Room, Den, Family Room	41	\$2,088,324
Courtyard, Patio, Terrace	35	\$887,700
Exterior Balcony, Unenclosed Porch	31	\$1,004,000
Garage/Carport	46	\$4,451,520
Kitchen	162	\$1,786,785
Laundry Area	28	\$812,350
Open Area—Outside/Backyard	91	\$112,750
Wall Assembly	29	\$1,904,889
Wall Surface—Exterior	37	\$700,825
Total	628	\$19,058,145

STRUCTURE FIRE BY PROPERTY TYPE

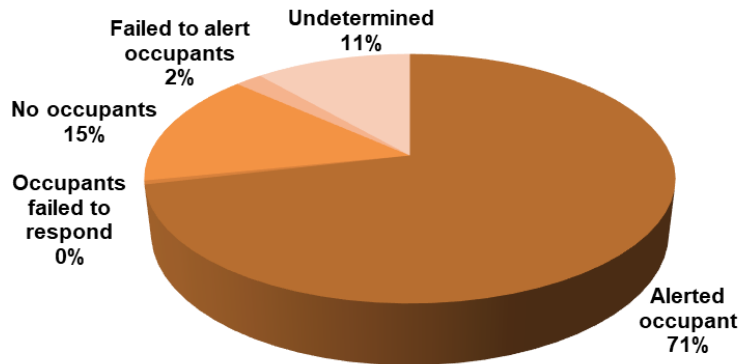
	Type	Incident Count	Dollar Loss
Assembly	Church, stadium, clubs, convention center, restaurant, museum	94	\$1,181,335
Educational	Schools and daycare in commercial property	22	\$438,200
Health care/ Detention/ Correction	Nursing homes, mental health facilities, hospitals, police stations, jails/prisons	33	\$100,340
Residential	1 or 2 family dwelling, apartments, hotel/motel, dormitory	1,768	\$32,318,553
Mercantile/ Business	Retail and grocery stores, gas stations, barber shops, dry cleaners, banks, repair shops	159	\$8,338,030
Utility/Defense/ Agriculture	Crops, livestock production, forest/woodland, sanitation utility	228	\$2,281,300
Manufacturing	Processing	94	\$4,862,352
Storage	Outbuildings, shed, livestock storage, parking garage, warehouse, self storage units	178	\$8,175,725
Outside/Special property	Open land, landfill, construction site, roads, parking lot	2,482	\$10,443,946
Total		5,061	\$50,657,066

SMOKE DETECTOR PERFORMANCE

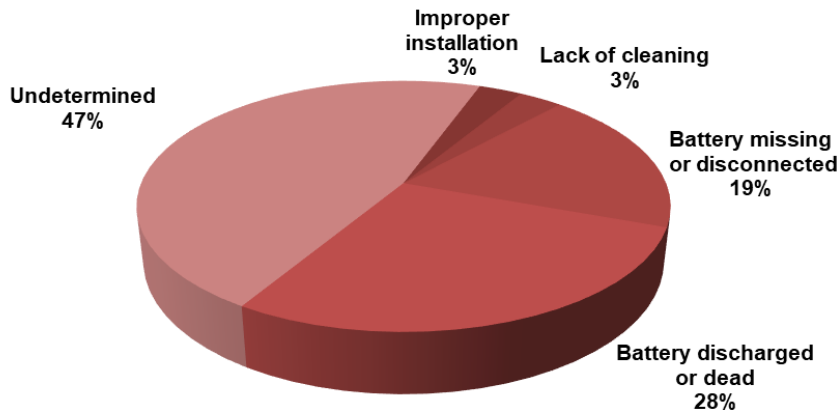
Detector Operation



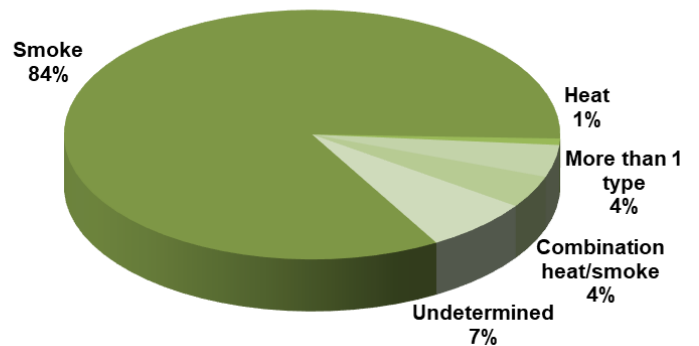
Detector Effectiveness



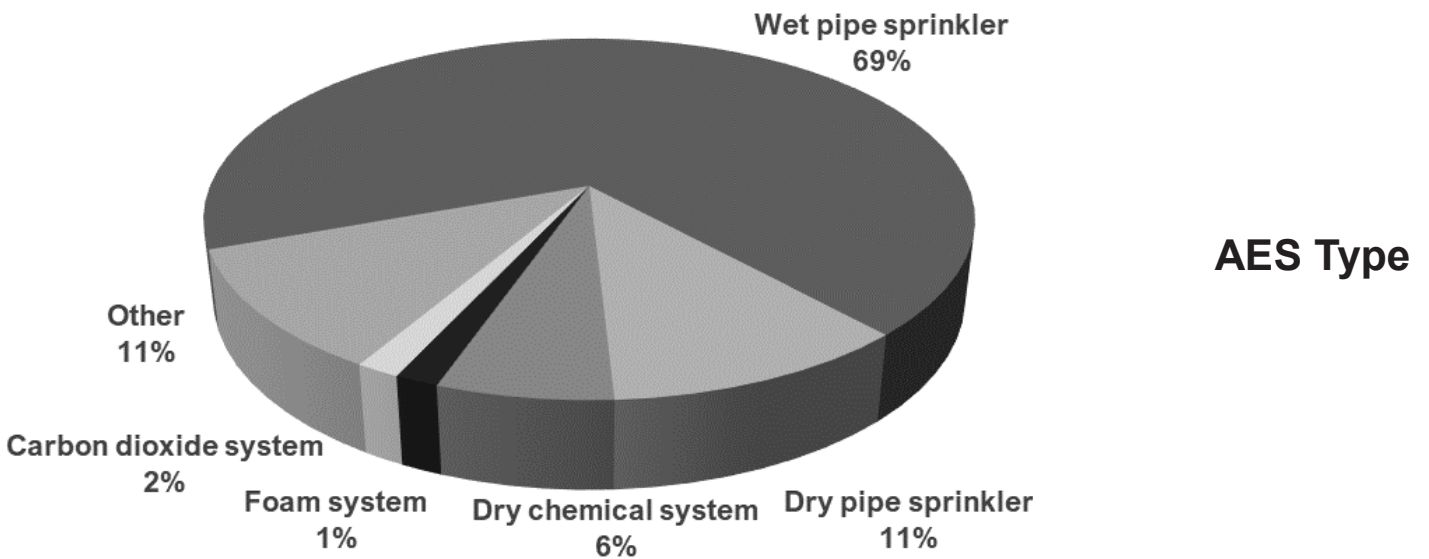
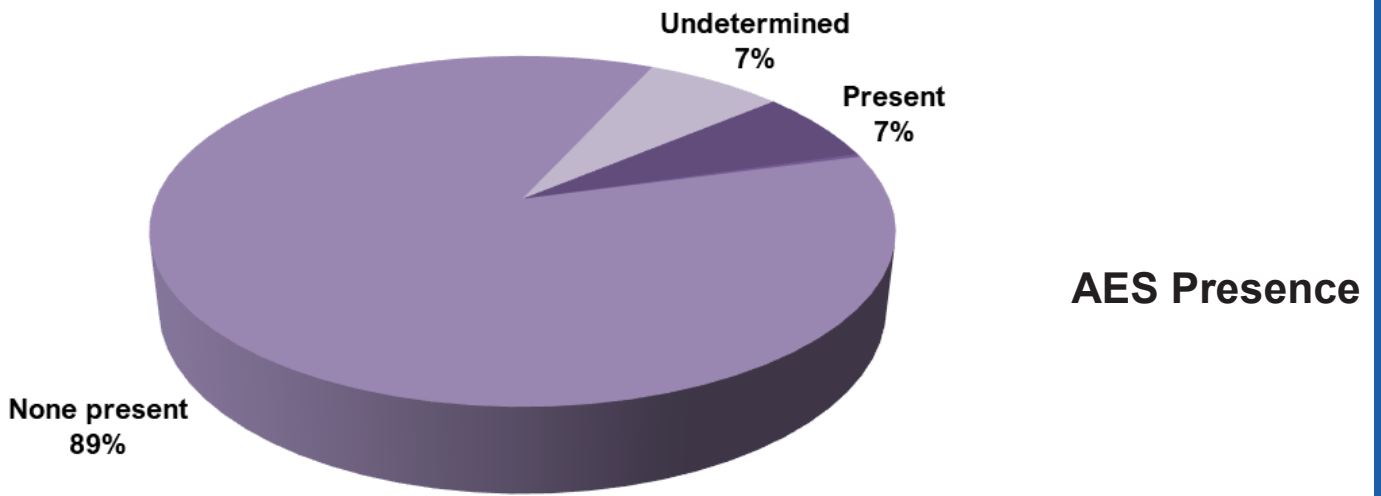
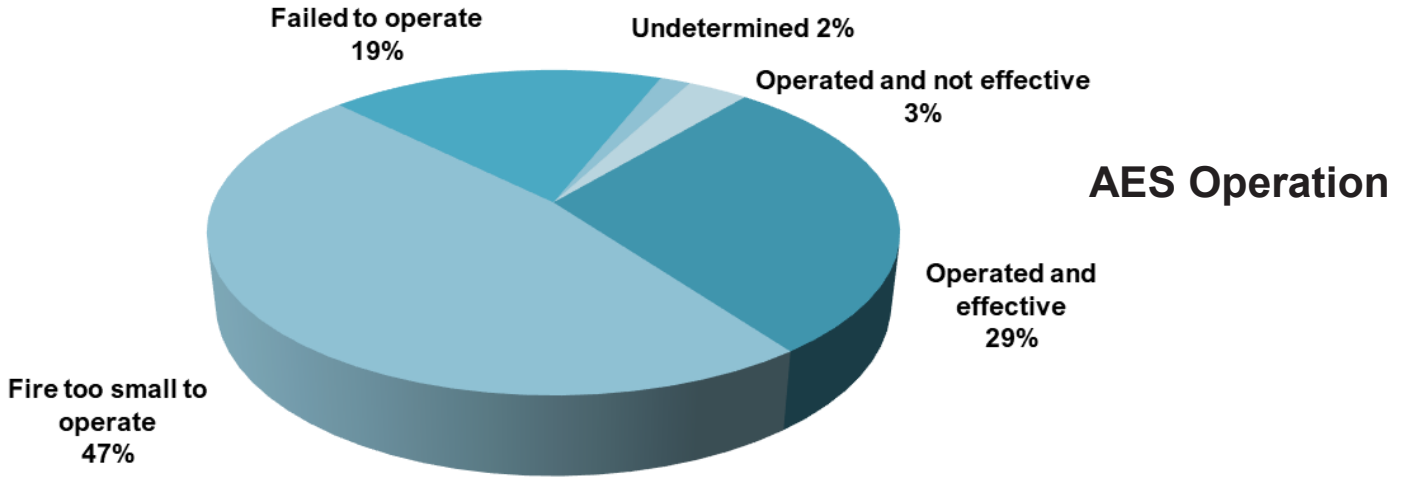
Detector Failure



Detector Type

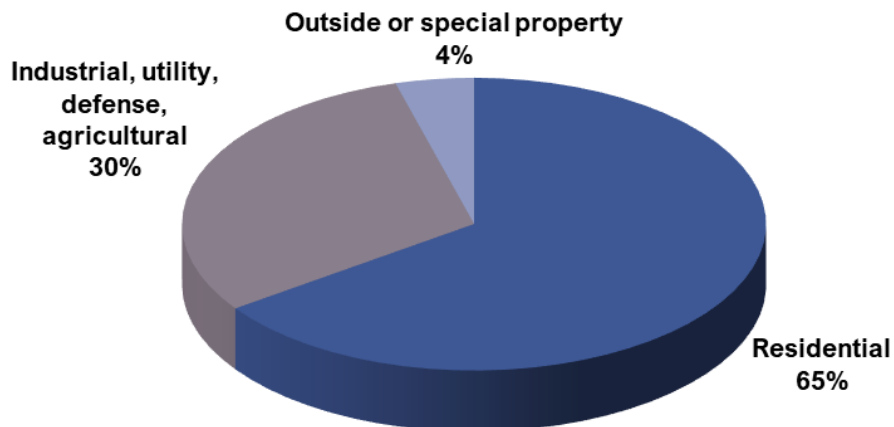


AUTOMATIC EXTINGUISHING SYSTEMS (AES)

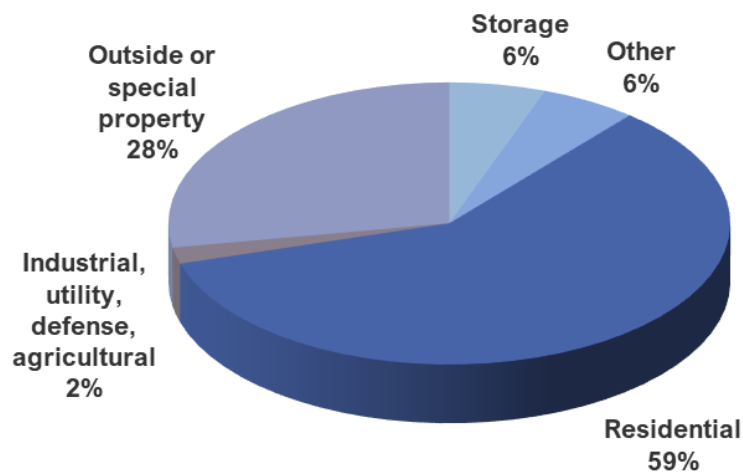


CIVILIAN CASUALTIES

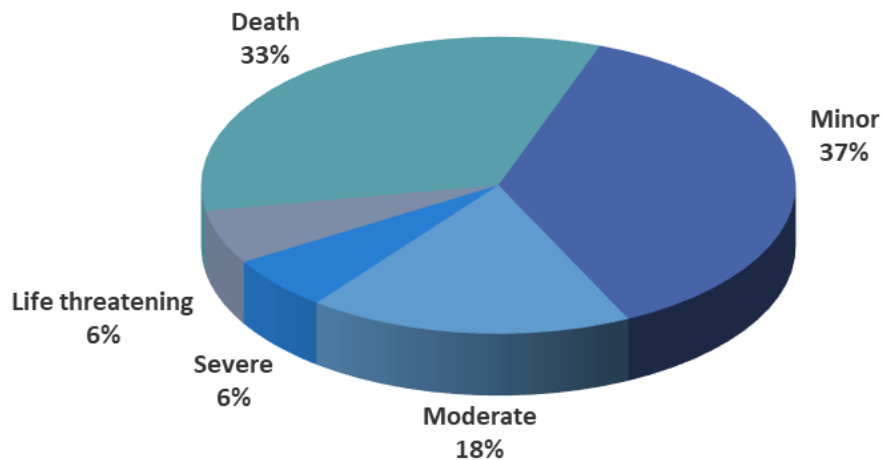
Civilian Fatalities by Property Use



Civilian Injuries by Property Use

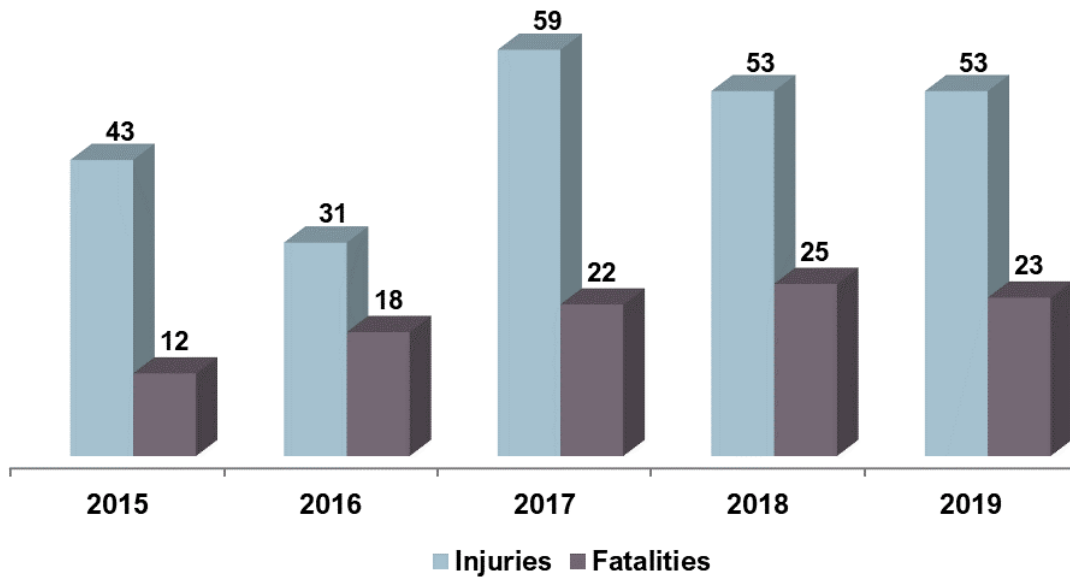


Civilian Casualties by Severity

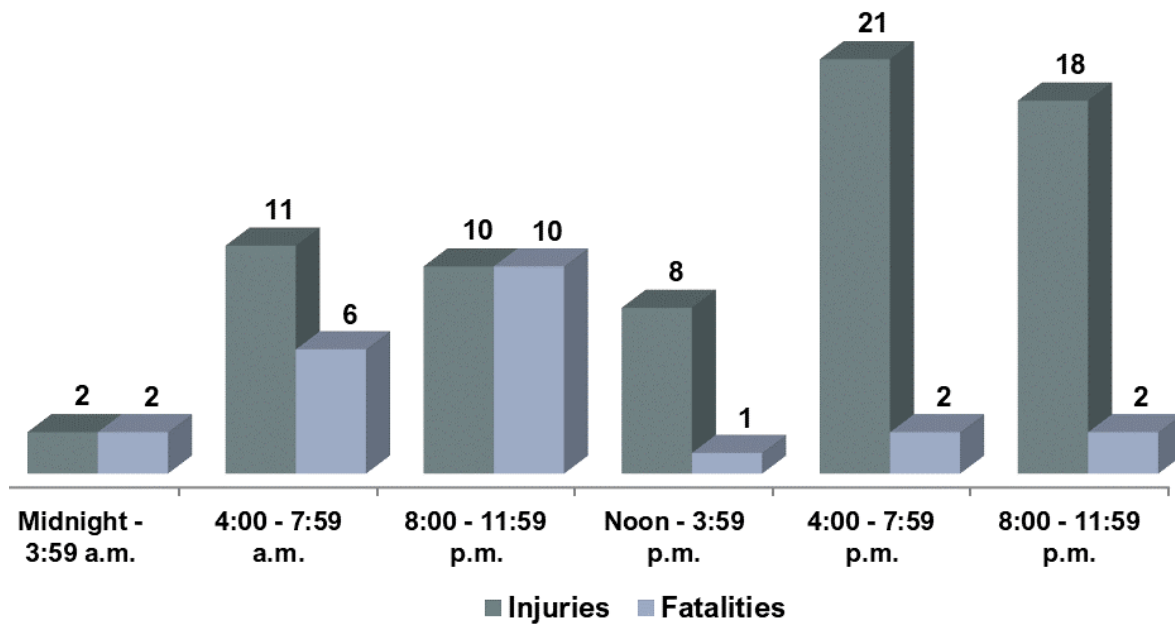


CIVILIAN CASUALTIES

Civilian Casualties for Last Five Years

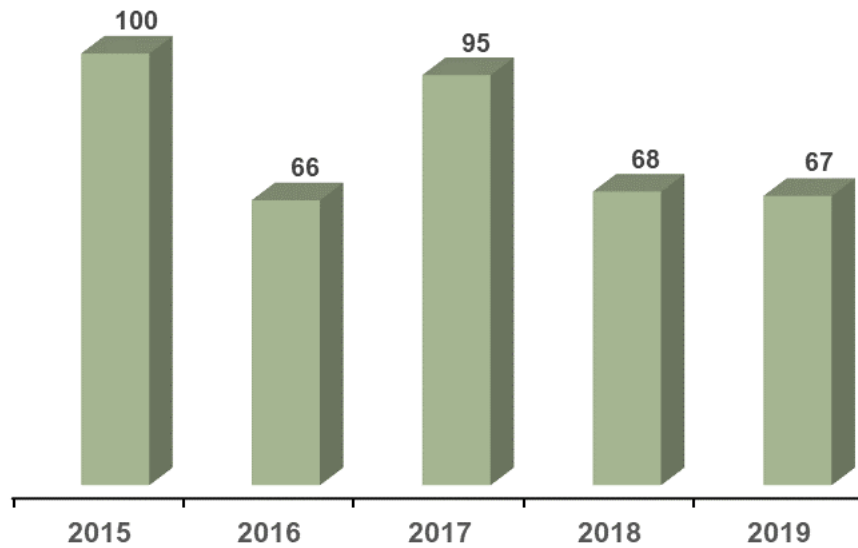


Civilian Casualties by Hour

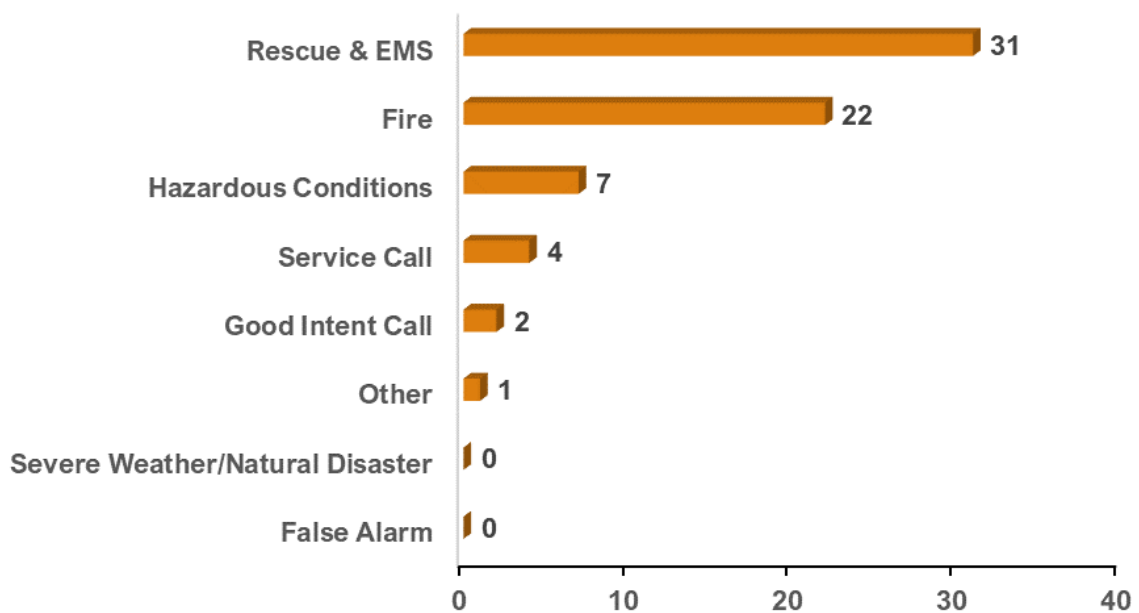


FIRE SERVICE CASUALTIES

Fire Service Injuries for the Last Five Years



Fire Service Injuries by Incident Type



FIRE DEPARTMENT PERSONNEL AND FUNDING

FDID	FIRE DEPARTMENT	COUNTY	POPULATION PROTECTED	CAREER FIREFIGHTERS	VOLUNTEERS	MAIN FUNDING RESOURCE
01100	Boise Fire Department	Ada	270,638	246	0	Tax
01344	Eagle Fire Protection District	Ada	26,386	43	20	Tax
01248	Idaho Depart of Corrections Fire Department	Ada	6,000	0	20	Tax
01246	Kuna Rural Fire District	Ada	23,323	12	8	Tax
01313	Meridian Fire Department	Ada	108,372	77	0	Tax
01342	Star Fire Protection District	Ada	10,924	16	0	Tax
03338	Bear Fire District	Adams	37	0	12	Grants
03320	Council Valley Volunteer Fire Department	Adams	1,681	0	15	Tax
03334	Indian Valley Rural Fire Department	Adams	355	0	23	Tax
03340	Meadows Valley Fire Protection District	Adams	1,418	0	12	Tax
05322	Arimo Fire Department	Bannock	748	0	15	Tax
05207	Chubbuck Fire Department	Bannock	14,869	10	20	Tax
05326	Downey Fire District	Bannock	1,220	0	0	Tax
05328	Inkom Fire Department	Bannock	887	0	18	Tax
05329	Lava Hot Springs Volunteer Fire Department	Bannock	888	0	18	Tax
05340	McCammom Fire Department	Bannock	1,429	0	10	Tax
05101	Pocatello Fire Department	Bannock	55,193	83	0	Tax
05331	Pocatello Valley Fire Protection District	Bannock	2,373	0	0	Tax
07333	Bear Lake Fire District	Bear Lake	3,332	0	0	Tax
07301	Montpelier Fire Department	Bear Lake	2,526	0	21	Tax
09320	Emida Fire District	Benewah	235	0	12	Tax
09330	Fernwood Fire Protection District	Benewah	570	0	15	Tax
09302	Gateway Fire Protection District	Benewah	1,689	1	12	Tax
09366	St. Maries Fire Protection District	Benewah	5,123	2	35	Tax
09335	Tensed Rural Fire District	Benewah	570	0	16	Tax
11303	Aberdeen/Springfield Fire District	Bingham	4,196	0	25	Tax
11360	Atomic City Fire Department	Bingham	26	0	11	Tax
11101	Blackfoot Fire Department	Bingham	18,999	29	10	Tax
11334	Fort Hall Fire & EMS District	Bingham	6,500	20	4	Tribal Funds
11355	Shelley Rural Fire District	Bingham	10,000	0	20	Tax
11357	Firth Rural Fire District	Bingham	2,536	0	20	Tax
13302	Bellevue Fire Department	Blaine	2,326	0	17	Tax
13354	Carey Rural Fire Protection District	Blaine	1,357	0	14	Tax
13301	Hailey Fire Department	Blaine	8,282	1	29	Tax
13203	Ketchum Fire Department	Blaine	4,592	11	43	Tax
13308	Smiley Creek Rural Fire Protection District	Blaine	13	0	14	Tax
13306	Sun Valley Fire Department	Blaine	1,438	2	22	Tax
13334	Wood River Fire & Rescue	Blaine	2,062	10	34	Tax
15309	Centerville Volunteer Fire Department	Boise	375	0	9	Donations
15330	Clear Creek Volunteer Fire Department	Boise	520	0	20	Donations
15311	Garden Valley Fire Protection District	Boise	1,688	2	28	Tax
15345	Horseshoe Bend Fire Protection District	Boise	1,449	0	19	Tax

FIRE DEPARTMENT PERSONNEL AND FUNDING

FDID	FIRE DEPARTMENT	COUNTY	POPULATION PROTECTED	CAREER FIREFIGHTERS	VOLUNTEERS	MAIN FUNDING RESOURCE
15324	Idaho City Volunteer Fire Department	Boise	425	0	12	Tax
15342	Lowman Fire District	Boise	300	0	12	Subscription Dues
15301	Placerville Fire Protection District	Boise	196	0	18	Tax
15313	Robie Creek Volunteer Fire Department	Boise	1,162	0	16	Subscription Dues
15335	Thorn Creek Volunteer Fire Department	Boise	650	0	12	Subscription Dues
15340	Wilderness Ranch Fire Protection District	Boise	829	1	31	Tax
17314	Clark Fork Fire & Rescue	Bonner	561	0	14	Tax
17344	Coolin-Cavanaugh Bay Fire Protection District	Bonner	209	0	35	Tax
17345	Kilroy Bay-Pine Cove Fire Department	Bonner	0	0	10	Tax
17339	North of the Narrows Fire District	Bonner	300	1	30	Tax
17333	Northside Fire District	Bonner	7,713	3	25	Tax
17360	Sam Owen Fire District	Bonner	672	0	18	Tax
17349	Schweitzer Fire District	Bonner	165	2	10	Tax
17346	Selkirk Fire, Rescue & EMS	Bonner	16,597	24	26	Tax
17361	Upper Pack River Volunteer Fire District	Bonner	0	0	0	Tax
17337	West Pend Oreille Fire District	Bonner	5,475	0	45	Tax
17319	West Priest Lake Fire District	Bonner	537	0	20	Tax
19315	Ammon Fire Department	Bonneville	15,540	5	35	Tax
19340	Greater Swan Valley Fire Protection District 2	Bonneville	590	1	19	Tax
19101	Idaho Falls Fire Department	Bonneville	61,076	107	0	Tax
19317	Ucon Fire Department	Bonneville	1,144	0	21	Tax
21301	Bonnors Ferry Fire Department	Boundary	2,603	0	24	Tax
21333	Curley Creek Volunteer Fire Department	Boundary	300	0	15	Tax
21344	Hall Mountain Volunteer Fire Department	Boundary	1,600	0	18	Subscription Dues
21315	Moyie Springs Fire Department	Boundary	750	0	9	Tax
21341	North Bench Fire District	Boundary	3,000	1	21	Subscription Dues
21348	Paradise Valley Fire District	Boundary	1,959	0	12	Tax
21346	South Boundary Fire Protection District	Boundary	1,338	1	24	Tax
23316	Arco Fire Department	Butte	1,500	0	13	Tax
23320	INL Fire Department	Butte	6,000	85	0	Federal
23341	Lost River Fire Protection District	Butte	2,000	0	12	Tax
25301	Fairfield Fire Department	Camas	402	0	15	Tax
25340	West Magic Fire District	Camas	120	0	5	Tax
27211	Caldwell Fire Department	Canyon	64,518	42	0	Tax
27344	Melba Rural Fire Protection District	Canyon	4,000	0	30	Tax
27336	Middleton Rural Fire District	Canyon	21,600	9	41	Tax
27101	Nampa Fire Department	Canyon	108,000	80	0	Tax
27338	Parma Rural Fire Protection District	Canyon	10,000	3	30	Tax
27109	SW Haz Mat Regional Team	Canyon	0	0	0	Tax
27339	Upper Deer Flat Fire Protection District	Canyon	0	0	22	Tax
27307	Wilder Rural Fire Protection District	Canyon	4,100	7	9	Tax

FIRE DEPARTMENT PERSONNEL AND FUNDING

FDID	FIRE DEPARTMENT	COUNTY	POPULATION PROTECTED	CAREER FIREFIGHTERS	VOLUNTEERS	MAIN FUNDING RESOURCE
29306	Bancroft Fire Department	Caribou	500	0	16	Tax
29305	Caribou County Fire Department	Caribou	6,000	0	15	Tax
29309	Grace Fire Department	Caribou	960	0	14	Tax
29301	Soda Springs Fire Department	Caribou	3,300	0	16	Tax
31343	Ace Fire Protection Association	Cassia	500	0	12	Subscription Dues
31342	Albion Fire Protection District	Cassia	646	0	10	Tax
31201	Burley Fire Department	Cassia	19,578	10	25	Tax
31334	Declo Fire Department	Cassia	359	0	11	Tax
31340	Oakley Fire Department	Cassia	1,400	0	10	Tax
31338	Raft River Fire Protection District	Cassia	1,148	0	18	Tax
33329	Dubois City Fire Department	Clark	602	0	17	Tax
35301	Elk River Volunteer Fire Department	Clearwater	125	0	8	Fundraisers
35341	Evergreen Rural Fire District	Clearwater	199	0	0	Tax
35330	Grangemont Fire Department	Clearwater	180	0	0	Tax
35303	Orofino Fire Department	Clearwater	4,000	1	22	Tax
35309	Pierce Volunteer Fire Department	Clearwater	500	0	10	Tax
35338	Sunnyside Rural Fire District	Clearwater	425	0	20	Tax
35305	Twin Ridge Rural Fire District	Clearwater	500	0	25	Tax
35344	Upperfords Creek Rural Fire Department	Clearwater	300	0	0	Tax
35312	Weippe Fire Department	Clearwater	600	0	25	Tax
37334	North Custer Rural Fire District	Custer	2,500	0	50	Tax
37301	Sawtooth Valley Rural Fire District	Custer	400	0	19	Tax
37354	South Custer Rural Fire District	Custer	1,000	0	30	Tax
39338	Atlanta Rural Fire Department	Elmore	40	0	9	Tax
39303	Glenns Ferry Fire Department	Elmore	1,278	0	0	Tax
39336	King Hill Rural Fire District	Elmore	1,144	0	17	Tax
39334	Mountain Home Rural Fire District	Elmore	20,000	2	31	Tax
39301	Mountain Home Volunteer Fire Department	Elmore	0	0	0	Tax
39309	Oasis Volunteer Fire Department	Elmore	180	0	24	Tax
41301	Franklin County Fire District	Franklin	13,224	1	25	Tax
43334	Island Park Fire Protection District	Fremont	2,000	0	24	Tax
43336	North Fremont Fire District	Fremont	3,500	0	22	Tax
43338	South Fremont Fire District	Fremont	7,500	0	23	Tax
45301	Emmett Fire Department	Gem	6,829	1	15	Tax
45334	Gem County Fire Protection District 1	Gem	9,261	1	30	Tax
45339	Gem County Fire Protection District 2	Gem	925	0	35	Tax
47341	Bliss Fire District	Gooding	724	1	9	Tax
47301	Gooding City/Rural Fire Department	Gooding	6,579	1	21	Tax
47323	Hagerman Fire Protection District	Gooding	2,500	1	19	Tax
47303	Wendell Fire Department	Gooding	3,287	2	18	Tax
47335	Wendell Rural Fire District	Gooding	0	0	0	Tax

FIRE DEPARTMENT PERSONNEL AND FUNDING

FDID	FIRE DEPARTMENT	COUNTY	POPULATION PROTECTED	CAREER FIREFIGHTERS	VOLUNTEERS	MAIN FUNDING RESOURCE
49352	BPC Rural Fire Department	Idaho	1,200	0	18	Subscription Dues
49340	Carrot Ridge Volunteer Fire District	Idaho	200	0	20	Subscription Dues
49310	Cottonwood Volunteer Fire Department	Idaho	923	0	22	Tax
49335	Cottonwood Rural Fire District	Idaho	758	0	0	Tax
49316	Elk City Volunteer Fire Department	Idaho	400	0	6	Donations
49327	Ferdinand Fire Department	Idaho	160	0	12	Tax
49375	Glenwood/Caribel Volunteer Fire Department	Idaho	680	0	17	Tax
49308	Grangeville Fire Department	Idaho	0	0	20	Tax
49334	Grangeville Rural Fire District	Idaho	0	0	0	Tax
49362	Harpster Fire Protection District	Idaho	200	0	19	Tax
49330	Kooskia Fire Department	Idaho	3,000	0	16	Tax
49336	Ridge Runner Fire Department	Idaho	800	0	15	Grants
49350	Riggins Fire Department	Idaho	440	0	16	Tax
49370	Sesech Meadow Rural Fire District	Idaho	0	0	0	Subscription Dues
49338	Salmon River Rural Fire Department	Idaho	2,500	0	34	Subscription Dues
49377	White Bird Fire Department	Idaho	150	0	2	Tax
51334	Central Fire District	Jefferson	24,431	2	85	Tax
51337	Hamer Fire Protection District	Jefferson	0	0	0	Tax
51314	Roberts Fire District	Jefferson	0	0	0	Tax
51340	West Jefferson Fire Control District	Jefferson	3,500	0	25	Tax
53353	First Segregation Fire District	Jerome	2,855	1	10	Tax
53201	Jerome City Fire Department	Jerome	12,500	14	16	Tax
53333	Jerome Rural Fire District	Jerome	12,000	0	18	Tax
55201	Coeur d'Alene Fire Department	Kootenai	50,665	57	0	Tax
55360	East Side Fire Protection District	Kootenai	536	0	26	Tax
55346	Hauser Lake Fire Protection District	Kootenai	2,200	1	15	Tax
55234	Kootenai County Fire & Rescue	Kootenai	40,000	55	0	Tax
55209	Kootenai County Haz Mat	Kootenai	141,132	0	33	Tax
55354	Mica-Kidd Island Fire Protection District	Kootenai	2,100	2	31	Tax
55342	Northern Lakes Fire Protection District	Kootenai	37,000	33	6	Tax
55338	Spirit Lake Fire Protection District	Kootenai	8,250	9	14	Tax
55352	Timberlake Fire Protection District	Kootenai	9,000	7	15	Tax
55336	Worley Fire Protection District	Kootenai	2,700	8	9	Tax
57309	Bovill Fire Protection District	Latah	311	0	15	Tax
57342	Deary Rural Fire District	Latah	1,395	0	25	Tax
57303	Genesee Fire Department	Latah	1,643	0	25	Tax
57338	Genesee Rural Fire District	Latah	0	0	0	Tax
57307	Juliaetta Volunteer Fire Department	Latah	600	0	11	Tax
57306	Kendrick Volunteer Fire Department	Latah	0	0	10	Tax
57301	Moscow Volunteer Fire Department	Latah	25,000	5	100	Tax
57334	Moscow Rural Fire District	Latah	0	0	0	Tax
57336	Potlatch Rural Fire District	Latah	3,500	0	35	Tax
57340	Troy Rural Fire District	Latah	2,500	0	33	Tax
57304	Troy Volunteer Fire Department	Latah	0	0	0	Tax

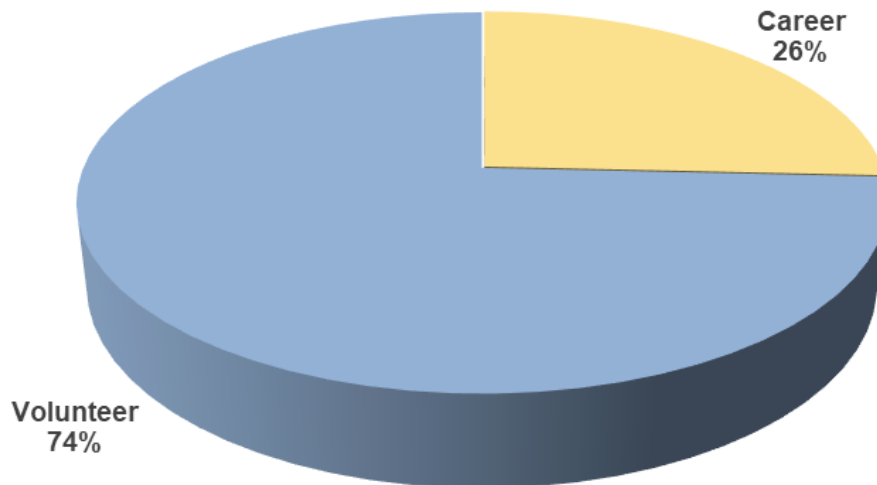
FIRE DEPARTMENT PERSONNEL AND FUNDING

FDID	FIRE DEPARTMENT	COUNTY	POPULATION PROTECTED	CAREER FIREFIGHTERS	VOLUNTEERS	MAIN FUNDING RESOURCE
59310	Elk Bend Fire Protection District	Lemhi	281	0	18	Tax
59315	Leadore Community Volunteer Fire Department	Lemhi	2,500	0	23	Tax
59330	Lemhi County Fire Protection District	Lemhi	6,500	0	41	Tax
59333	North Fork Fire Protection District	Lemhi	500	0	16	Tax
59351	Williams Lake Volunteer Fire Department	Lemhi	150	0	4	Subscription Dues
61304	Craigmont Fire Department	Lewis	503	0	15	Tax
61335	Kamiah Fire Department	Lewis	5,000	0	25	Tax
61334	Kamiah Rural Fire Protection District	Lewis	0	0	0	Tax
61302	Nezperce Fire Department	Lewis	1,500	0	0	Tax
61310	Nezperce Fire Rural Fire Protection District	Lewis	1,500	0	0	Tax
61308	Winchester Volunteer Fire Department	Lewis	500	0	9	Tax
61312	Winchester Rural Fire District	Lewis	1,200	0	12	Tax
63306	Dietrich Fire District	Lincoln	788	0	19	Tax
63308	Richfield Fire Protection District	Lincoln	700	0	10	Tax
63301	Shoshone City/Rural Fire District	Lincoln	0	0	14	Tax
65234	Madison Fire Department	Madison	40,000	20	50	Tax
67336	Minidoka County Fire Protection District	Minidoka	10,000	0	40	Tax
67301	Rupert City Fire & Rescue	Minidoka	5,900	1	24	Tax
67334	West End Fire Protection District	Minidoka	8,800	1	22	Tax
69347	Arrow Junction Fire Department	Nez Perce	300	0	21	Tax
69333	Big Canyon Fire District	Nez Perce	536	0	20	Tax
69311	Culdesac Fire Department	Nez Perce	0	0	0	Tax
69306	Lapwai Fire Department	Nez Perce	1,200	0	10	Tax
69201	Lewiston Fire Department	Nez Perce	32,500	60	0	Tax
69344	Nez Perce County Fire Department	Nez Perce	10,000	0	16	Tax
69345	Wheatland Fire Protection District	Nez Perce	450	0	22	Tax
71301	Malad Volunteer Fire Department	Oneida	4,000	0	16	Tax
73340	Bruneau Fire Protection District	Owyhee	635	0	14	Tax
73338	Grand View Rural Fire Protection District	Owyhee	3,000	0	15	Tax
73334	Homedale Rural Fire Protection District	Owyhee	7,500	0	22	Tax
73336	Marsing Fire Protection District	Owyhee	20,000	0	30	Tax
73342	Murphy-Reynolds-Wilson Fire Protection District	Owyhee	1,200	0	47	Tax
73320	Silver City Fire & Rescue	Owyhee	100	0	10	Donations
75302	Fruitland Fire Department	Payette	5,234	0	30	Tax
75336	New Plymouth Rural Fire District	Payette	1,000	0	18	Tax
75301	Payette Fire Department	Payette	9,000	5	20	Tax
75334	Payette Rural Fire District	Payette	9,500	0	25	Tax
75305	Sand Hollow Fire Protection District	Payette	700	0	12	Tax
77302	American Falls Rural Fire Department	Power	4,280	0	15	Tax
77330	American Falls Rural Fire Protection District	Power	1,851	0	0	Tax
77306	Rockland Rural Fire District	Power	500	0	20	Tax

FIRE DEPARTMENT PERSONNEL AND FUNDING

FDID	FIRE DEPARTMENT	COUNTY	POPULATION PROTECTED	CAREER FIREFIGHTERS	VOLUNTEERS	MAIN FUNDING RESOURCE
79304	Mullan Volunteer Fire Department	Shoshone	690	0	23	Tax
79305	Prichard/Murray Volunteer Fire Department	Shoshone	500	0	15	Fundraisers
79236	Shoshone County Fire Protection District 1	Shoshone	4,500	7	20	Tax
79234	Shoshone County Fire Protection District 2	Shoshone	8,000	11	25	Tax
79316	Shoshone County Fire Protection District 3	Shoshone	150	0	12	Tax
79310	St. Joe Valley Fire District	Shoshone	1,000	0	12	Tax
81334	Teton County Fire Protection District	Teton	11,500	25	10	Tax
83207	Buhl Fire Department	Twin Falls	8,817	7	18	Tax
83340	Castleford Fire District	Twin Falls	1,525	0	0	Tax
83338	Filer Fire Department	Twin Falls	7,180	2	24	Tax
83334	Rock Creek Rural Fire Protection District	Twin Falls	15,000	7	24	Tax
83349	Salmon Tract Rural Fire Protection District	Twin Falls	2,500	0	21	Tax
83101	Twin Falls Fire Department	Twin Falls	52,500	39	0	Tax
85334	Cascade Rural Fire Protection District	Valley	2,093	5	29	Tax
85304	Donnelly Rural Fire Protection District	Valley	2,068	8	16	Tax
85340	High Valley Fire Protection Association	Valley	0	0	0	Tax
85339	McCall Fire Protection District	Valley	10,000	14	30	Tax
85310	Silver Creek Volunteer Fire District	Valley	15	0	10	Subscription Dues
85307	Southern Idaho Timber Protective Association	Valley	0	0	0	Tax
87330	Cambridge Fire Protection District	Washington	882	0	21	Tax
87336	Midvale Fire Protection District	Washington	750	0	25	Tax
87334	Weiser City Fire & Rescue	Washington	5,500	2	22	Tax
87301	Weiser Rural Fire District	Washington	4,000	0	28	Tax

*The information was compiled from surveys submitted by the fire departments.



FDID	FIRE DEPARTMENTS	FIRES	PRESSURE RUPTURES, EXPLOSIONS, OVERHEAT	RESCUE CALLS	HAZARDOUS CONDITIONS	SERVICE CALLS	GOOD INTENT	FALSE CALLS	SEVERE WEATHER/ NATURAL DISASTERS	OTHER INCIDENTS	TOTAL INCIDENTS	TOTAL FIRE DOLLAR LOSS	MUTUAL AID GIVEN	CIVILIAN INJURIES	CIVILIAN FATALITIES	FIRE SERVICE INJURIES	FIRE SERVICE FATALITIES	
ADA COUNTY																		
01100	BOISE FIRE DEPARTMENT	425	32	12,550	452	2,148	2,599	1,271	9	11	19,497	\$5,515,831	3,294	8	5	7	1	
01344	EAGLE FIRE DEPARTMENT	37	2	1,100	40	395	176	118	4	0	1,862	\$331,700	801	0	0	0	0	
01248	IDAHO DEPT OF CORRECTIONS FIRE DEPARTMENT	0	0	0	1	0	0	0	0	0	1	\$0	0	0	0	0	0	
01246	KUNA RURAL FIRE DISTRICT	81	0	1,069	29	173	255	85	1	0	1,693	\$615,900	67	0	0	0	0	
01313	MERIDIAN FIRE DEPARTMENT	163	5	4,323	149	1,059	896	544	1	2	7,142	\$1,185,736	824	2	0	0	0	
01342	STAR FIRE PROTECTION DISTRICT	40	1	460	18	188	88	47	0	1	643	\$851,050	127	0	0	0	0	
	TOTALS	746	40	19,502	689	3,953	4,014	2,065	15	14	31,038	\$6,502,217	5,113	10	5	7	1	
ADAMS COUNTY																		
03338	BEAR FIRE DISTRICT																	
03320	COUNCIL VALLEY VOLUNTEER FIRE DEPARTMENT																	
03324	INDIAN VALLEY RURAL FIRE DEPARTMENT	0	0	3	0	0	1	0	0	0	4	\$0	14	3	0	0	0	
03340	MEADOWS VALLEY FIRE PROTECTION DISTRICT	4	0	15	1	0	0	2	0	0	22	\$0	0	0	0	0	0	
	TOTALS	4	0	18	1	0	1	2	0	0	26	\$0	14	3	0	0	0	
BANNOCK COUNTY																		
05322	ARIMO FIRE DEPARTMENT																	
05207	CHUBBUCK FIRE DEPARTMENT	38	1	1,024	59	18	110	68	0	1	1,319	\$70,000	8	0	0	0	0	
05326	DOWNEY FIRE DISTRICT																	
05328	INKOM FIRE DEPARTMENT	4	0	0	2	2	3	6	0	0	17	\$1,500	10	0	0	0	0	
05329	LAIVA HOT SPRINGS VOLUNTEER FIRE DEPARTMENT	5	0	0	2	2	3	1	0	0	13	\$3,000	2	0	0	0	0	
05340	MCCAMMON FIRE DEPARTMENT																	
05323	NORTH BANNOCK FIRE DISTRICT	3	0	1	1	0	7	1	0	0	13	\$2,000	1	0	0	0	0	
05101	POCATELLO FIRE DEPARTMENT	85	2	6,824	138	130	512	354	5	10	7,860	\$947,165	2	4	0	2	0	
05331	POCATELLO VALLEY FIRE PROTECTION DISTRICT																	
	TOTALS	135	3	7,649	202	152	635	430	5	11	9,222	423,665	23	4	0	2	0	
BEAR LAKE COUNTY																		
07333	BEAR LAKE FIRE DISTRICT	15	0	5	11	1	0	3	1	0	36	\$213,500	2	0	0	0	0	
07301	MONTPELIER FIRE DEPARTMENT	3	2	3	5	1	0	3	0	0	17	\$21,000	0	0	0	0	0	
	TOTALS	18	2	8	16	2	0	6	1	0	53	\$234,500	2	0	0	0	0	
BENEWAH COUNTY																		
09320	EMIDA FIRE DISTRICT	3	0	0	0	0	1	0	0	0	4	\$0	5	0	0	0	0	
09330	FERNWOOD FIRE PROTECTION DISTRICT																	
09302	GATEWAY FIRE PROTECTION DISTRICT	14	0	400	7	7	22	2	0	0	452	\$1,056,200	23	0	0	0	0	
09366	ST. MARIES FIRE PROTECTION DISTRICT	33	0	95	11	24	43	5	0	0	211	\$1,115,191	9	1	0	1	0	
09335	TENSED RURAL FIRE DISTRICT																	
	TOTALS	50	0	495	18	31	66	7	0	0	667	\$2,171,391	37	1	0	1	0	
BINGHAM COUNTY																		
11303	ABERDEEN/SPRINGFIELD FIRE DISTRICT																	
11360	ATOMIC CITY FIRE DEPARTMENT																	
11101	BLACKFOOT FIRE DEPARTMENT	181	0	4	54	24	105	176	1	2	547	\$765,150	14	0	0	0	0	
11334	FORT HALL FIRE & EMS DISTRICT																	
11355	SHELLEY RURAL FIRE DISTRICT	6	0	19	3	0	3	8	0	0	39	\$130,000	0	0	0	0	0	
11357	FIRTH RURAL FIRE DISTRICT																	
	TOTALS	187	0	23	57	24	106	184	1	2	566	\$895,150	14	0	0	0	0	

FDID	FIRE DEPARTMENTS	FIRES	PRESSURE RUPTURES, EXPLOSIONS, OVERHEAT	RESCUE CALLS	HAZARDOUS CONDITIONS	SERVICE CALLS	GOOD INTENT	FALSE CALLS	SEVERE WEATHER/ NATURAL DISASTERS	OTHER INCIDENTS	TOTAL INCIDENTS	TOTAL FIRE DOLLAR LOSS	MUTUAL AID GIVEN	CIVILIAN INJURIES	CIVILIAN FATALITIES	FIRE SERVICE INJURIES	FIRE SERVICE FATALITIES	
BLAINE COUNTY																		
13302	BELLEVUE FIRE DEPARTMENT	10	0	0	11	1	2	3	0	0	27	\$1,166,100	30	0	0	0	0	
13354	CAREY RURAL FIRE PROTECTION DISTRICT	7	0	32	2	0	5	1	0	0	47	\$274,800	9	0	0	0	0	
13301	HAILEY FIRE DEPARTMENT	22	0	314	23	26	34	56	3	6	484	\$19,900	23	0	0	0	0	
13203	KETCHUM FIRE DEPARTMENT	20	2	615	47	47	92	126	7	0	956	\$11,245	45	0	0	0	0	
13308	SMILEY CREEK RURAL FIRE PROTECTION DISTRICT	1	0	0	0	0	0	0	0	0	2	\$0	1	0	0	0	0	
13306	SUN VALLEY FIRE DEPARTMENT	16	0	116	17	15	29	75	2	1	271	\$277,750	18	0	0	0	0	
13334	WOOD RIVER FIRE & RESCUE	27	0	652	9	11	84	11	1	0	795	\$78,800	16	0	0	0	0	
TOTALS		103	2	1,730	109	100	246	272	13	7	2,592	\$1,026,595	142	0	0	0	0	
BOISE COUNTY																		
No reports submitted for 2019																		
15309	CENTERVILLE VOLUNTEER FIRE DEPARTMENT	4	0	20	1	5	6	0	2	0	38	\$0	6	2	0	0	0	
15330	CLEAR CREEK VOLUNTEER FIRE DEPARTMENT	13	1	225	3	28	17	5	0	0	292	\$85,000	20	0	0	0	0	
15345	GARDEN VALLEY FIRE PROTECTION DISTRICT	13	0	27	6	1	1	3	1	0	52	\$0	15	1	0	0	0	
15324	HORSESHOE BEND FIRE PROTECTION DISTRICT	6	0	49	2	5	9	0	0	0	71	\$31,000	0	0	0	0	0	
15324	IDAHO CITY FIRE DEPARTMENT	2	0	7	0	1	2	0	0	1	13	\$15,000	0	0	0	0	0	
15342	LOWMAN VOLUNTEER FIRE DISTRICT	0	0	1	0	0	0	0	0	0	1	\$0	0	0	0	0	0	
15301	PLACERVILLE FIRE PROTECTION DISTRICT	7	0	6	0	0	0	0	0	0	13	\$0	17	0	0	0	0	
15313	ROBIE CREEK VOLUNTEER FIRE DEPARTMENT	0	0	1	0	0	0	0	0	0	1	\$0	0	0	0	0	0	
15335	THORN CREEK VOLUNTEER FIRE DEPARTMENT	0	0	0	0	0	0	0	0	0	0	\$0	0	0	0	0	0	
15340	WILDERNESS RANCH FIRE PROTECTION DISTRICT	0	0	0	0	0	0	0	0	0	0	\$0	0	0	0	0	0	
TOTALS		45	1	335	12	40	35	8	3	1	480	\$931,000	56	3	0	0	0	
BONNER COUNTY																		
17314	CLARK FORK FIRE & RESCUE	11	0	8	4	1	9	5	0	0	38	\$165,201	4	0	0	0	0	
17344	COULIN-CAVANAUGH BAY FIRE PROTECTION DISTRICT	0	0	0	0	0	0	0	0	0	0	\$0	0	0	0	0	0	
17345	KILROY BAY-PINE COVE FIRE DEPARTMENT	0	0	0	0	0	0	0	0	0	0	\$0	0	0	0	0	0	
17339	NORTH OF THE NARROWS FIRE DISTRICT	0	0	0	0	0	0	0	0	0	0	\$0	0	0	0	0	0	
17333	NORTHSIDE FIRE DISTRICT	44	1	343	47	21	185	11	0	0	652	\$427,102	12	0	0	0	0	
17360	SAM OWEN FIRE DISTRICT	18	0	63	12	2	4	4	1	0	104	\$2,400	19	0	0	0	0	
17349	SCHWEITZER FIRE DISTRICT	4	0	56	1	0	11	8	0	0	80	\$400	18	0	0	0	0	
17346	SELKIRK FIRE, RESCUE & EMS	95	2	1,489	206	231	478	67	12	1	2,581	\$6,716,904	37	0	1	0	0	
17361	UPPER PACK RIVER VOLUNTEER FIRE DEPARTMENT	0	0	0	0	0	0	0	0	0	0	\$0	0	0	0	0	0	
17337	WEST PEND OREILLE FIRE DISTRICT	28	0	255	85	85	73	12	34	0	572	\$1,202,600	14	0	0	0	0	
17319	WEST PRIEST LAKE FIRE DISTRICT	7	0	5	7	1	3	2	0	1	26	\$0	16	0	0	0	0	
TOTALS		207	3	2,219	382	341	763	109	47	2	4,053	\$8,515,607	120	0	1	0	0	
BONNEVILLE COUNTY																		
No reports submitted for 2019																		
19315	AMMON FIRE DEPARTMENT	0	0	0	0	0	0	0	0	0	0	\$0	0	0	0	0	0	
19340	GREATER SWAN VALLEY FIRE PROTECTION DISTRICT 2	15	1	57	3	3	16	6	0	1	102	\$2,100,000	0	0	0	0	0	
19101	IDAHO FALLS FIRE DEPARTMENT	208	6	10,930	217	89	2,229	452	2	4	14,137	\$2,179,960	12	0	0	0	0	
19317	UCON FIRE DEPARTMENT	5	1	0	2	0	3	0	0	0	11	\$0	15	0	0	0	0	
TOTALS		228	8	10,987	222	92	2,248	458	2	5	14,250	\$4,279,960	27	0	0	0	0	
BOUNDARY COUNTY																		
21301	BONNERS FERRY FIRE DEPARTMENT	0	0	3	1	0	0	0	0	0	4	\$0	0	0	0	0	0	
21333	CURLY CREEK VOLUNTEER FIRE DEPARTMENT	9	0	8	1	0	40	1	0	1	60	\$0	1	0	0	0	0	
21344	HALL MOUNTAIN VOLUNTEER FIRE DEPARTMENT	0	0	0	0	0	0	0	0	0	0	\$0	0	0	0	0	0	
21315	MOYIE SPRINGS FIRE DEPARTMENT	0	0	0	0	0	0	0	0	0	0	\$0	0	0	0	0	0	
21341	NORTH BENCH FIRE DISTRICT	25	0	116	8	4	29	2	4	0	188	\$621,350	45	2	0	2	0	
21348	PARADISE VALLEY FIRE DISTRICT	6	0	5	0	0	9	0	0	0	20	\$0	117	0	0	0	0	
21346	SOUTH BOUNDARY FIRE PROTECTION DISTRICT	13	0	111	3	4	15	4	0	0	150	\$0	59	0	0	0	0	
TOTALS		53	0	243	13	8	93	7	4	1	422	\$621,350	222	2	0	2	0	

FDID	FIRE DEPARTMENTS	FIRES	PRESSURE RUPTURES, EXPLOSIONS, OVERHEAT	RESCUE CALLS	HAZARDOUS CONDITIONS	SERVICE CALLS	GOOD INTENT	FALSE CALLS	SEVERE WEATHER/ NATURAL DISASTERS	OTHER INCIDENTS	TOTAL INCIDENTS	TOTAL FIRE DOLLAR LOSS	MUTUAL AID GIVEN	CIVILIAN INJURIES	CIVILIAN FATALITIES	FIRE SERVICE INJURIES	FIRE SERVICE FATALITIES	
BUTTE COUNTY																		
23316	ARCO FIRE DEPARTMENT	5	0	11	6	2	2	5	0	0	31	\$110,000	8	0	0	0	0	
23320	INL FIRE DEPARTMENT																	
23341	LOST RIVER FIRE PROTECTION DISTRICT	14	0	0	3	1	3	0	0	0	21	\$10,500	3	0	0	0	0	
	TOTALS	19	0	11	9	3	5	5	0	0	52	\$120,500	11	0	0	0	0	
CAMAS COUNTY																		
25301	FAIRFIELD FIRE DEPARTMENT																	
25340	WEST MAGIC FIRE DISTRICT	0	0	0	0	0	0	0	0	0	0	\$0	4	0	0	0	0	
	TOTALS	0	0	0	0	0	0	0	0	0	0	\$0	4	0	0	0	0	
CANYON COUNTY																		
27211	CALDWELL FIRE DEPARTMENT	190	5	3,441	101	735	925	255	1	12	5,666	\$1,125,220	49	0	0	10	0	
27344	MELBA RURAL FIRE PROTECTION DISTRICT	28	0	105	10	17	65	5	0	4	236	\$151,000	8	0	0	0	0	
27336	MIDDLETON RURAL FIRE DISTRICT	62	0	722	19	252	185	63	0	3	1,347	\$437,410	257	0	0	0	0	
27101	NAMPA FIRE DEPARTMENT	225	14	6,146	151	1,554	891	445	1	0	9,427	\$2,538,127	130	1	0	23	0	
27338	PARIMA FIRE PROTECTION DISTRICT	24	0	75	2	2	6	2	2	0	114	\$19,000	14	0	0	0	0	
27109	SW-HAZ MAT REGIONAL TEAM	0	0	0	2	1	2	1	0	0	5	\$0	1	0	0	0	0	
27339	UPPER DEER FLAT FIRE PROTECTION DISTRICT	20	0	0	3	5	2	3	0	0	33	\$145,000	14	0	0	0	0	
27307	WILDER RURAL FIRE PROTECTION DISTRICT	27	0	258	6	99	30	11	0	2	433	\$384,200	18	0	0	0	0	
	TOTALS	576	19	10,749	294	2,704	2,109	785	4	21	17,261	\$4,800,957	490	1	0	33	0	
CARIBOU COUNTY																		
29306	BANCROFT FIRE DEPARTMENT																	
29305	CARIBOU COUNTY FIRE DEPARTMENT	10	0	3	2	0	2	1	0	0	18	\$0	1	0	0	0	0	
29309	GRACE FIRE DEPARTMENT	2	0	0	0	0	0	0	0	0	2	\$0	6	0	0	0	0	
29301	SCDA SPRINGS FIRE DEPARTMENT	11	0	0	5	1	2	1	0	0	20	\$119,800	3	0	0	0	0	
	TOTALS	23	0	3	7	1	4	2	0	0	40	\$119,800	10	0	0	0	0	
CASSIA COUNTY																		
31343	ACE FIRE PROTECTION ASSOCIATION																	
31342	ALBION FIRE PROTECTION DISTRICT	2	0	0	1	0	0	0	0	0	3	\$0	2	0	0	0	0	
31201	BURLEY FIRE DEPARTMENT	69	2	734	16	11	85	76	1	0	995	\$1,295,150	12	0	1	0	0	
31334	DEULO FIRE DEPARTMENT	11	0	19	1	0	18	1	0	0	50	\$79,500	20	0	0	0	0	
31340	OAKLEY FIRE DEPARTMENT	17	0	0	0	0	1	3	0	0	21	\$206,560	3	0	0	0	0	
31338	RAFT RIVER FIRE PROTECTION DISTRICT	7	0	1	0	0	0	0	0	0	8	\$162,400	0	0	0	0	0	
	TOTALS	106	2	754	18	11	105	80	1	0	1,077	\$1,744,600	37	0	1	0	0	
CLARK COUNTY																		
33329	DUBOIS CITY FIRE DEPARTMENT																	
	TOTALS	0	0	0	0	0	0	0	0	0	0	\$0	0	0	0	0	0	
CLEARWATER COUNTY																		
35301	ELK RIVER VOLUNTEER FIRE DEPARTMENT	1	0	0	0	0	0	0	0	0	1	\$125,000	0	0	0	0	0	
35341	EVERGREEN RURAL FIRE DISTRICT																	
35330	GRAMMONT FIRE DEPARTMENT																	
35303	OROFINO FIRE DEPARTMENT	20	1	100	10	3	17	6	0	0	157	\$94,000	1	0	0	0	0	
35309	PIERCE VOLUNTEER FIRE DEPARTMENT	2	0	0	0	0	0	0	0	0	2	\$0	0	0	0	0	0	
35338	SUNNYSIDE RURAL FIRE DISTRICT	7	0	0	0	0	1	0	0	0	8	\$0	5	0	0	0	0	
35305	TWIN RIDGE RURAL FIRE DISTRICT	2	0	0	1	0	1	0	1	0	5	\$2,650	0	0	0	0	0	
35344	UPPER FORDS CREEK RURAL FIRE DEPARTMENT																	
35312	WEIPPE FIRE DEPARTMENT	9	0	0	0	1	3	3	0	0	16	\$50,100	1	0	0	0	0	
	TOTALS	41	1	100	11	4	22	9	1	0	189	\$271,750	7	0	0	0	0	

FDID	FIRE DEPARTMENTS	FIRES	PRESSURE RUPTURES, EXPLOSIONS, OVERHEAT	RESCUE CALLS	HAZARDOUS CONDITIONS	SERVICE CALLS	GOOD INTENT	FALSE CALLS	SEVERE WEATHER/ NATURAL DISASTERS	OTHER INCIDENTS	TOTAL INCIDENTS	TOTAL FIRE DOLLAR LOSS	MUTUAL AID GIVEN	CIVILIAN INJURIES	CIVILIAN FATALITIES	FIRE SERVICE INJURIES	FIRE SERVICE FATALITIES	
CUSTER COUNTY																		
37334	NORTH CUSTER RURAL FIRE DISTRICT	9	0	11	8	0	6	0	0	0	34	\$0	2	0	0	0	0	
37301	SAWTOOTH VALLEY RURAL FIRE DISTRICT	1	0	4	1	0	2	0	0	0	6	\$0	9	0	0	0	0	
37354	SOUTH CUSTER RURAL FIRE DISTRICT	11	0	5	1	1	2	0	0	0	20	\$54,700	0	1	0	0	0	
	TOTALS	21	0	20	10	1	10	0	0	0	62	\$54,700	11	1	0	0	0	
ELMORE COUNTY																		
39338	ATLANTA RURAL FIRE DEPARTMENT	0	0	0	0	0	0	0	0	0	0	\$0	0	0	0	0	0	
39303	GLENNS FERRY FIRE DEPARTMENT	6	0	10	4	0	5	5	0	0	30	\$0	0	0	0	0	0	
39336	KING HILL RURAL FIRE DISTRICT	28	0	35	1	0	21	0	0	0	83	\$293,500	0	0	0	0	0	
39334	MOUNTAIN HOME RURAL FIRE DISTRICT	26	0	0	3	0	12	5	0	0	48	\$965,000	0	0	0	0	0	
39301	MOUNTAIN HOME VOLUNTEER FIRE DEPARTMENT	31	0	2	23	5	12	30	0	0	103	\$305,000	0	0	0	0	0	
39309	OASIS VOLUNTEER FIRE DEPARTMENT	1	0	0	1	1	1	0	0	0	4	\$0	0	0	0	0	0	
	TOTALS	92	0	47	32	6	51	40	0	0	268	\$964,500	0	0	0	0	0	
FRANKLIN COUNTY																		
41301	FRANKLIN COUNTY FIRE DISTRICT	35	0	54	14	14	3	16	0	1	137	\$315,950	1	0	0	0	0	
	TOTALS	35	0	54	14	14	3	16	0	1	137	\$315,950	1	0	0	0	0	
FREMONT COUNTY																		
43334	ISLAND PARK FIRE PROTECTION DISTRICT	13	1	5	2	1	2	0	0	2	26	\$1,400,000	2	0	0	0	0	
43336	NORTH FREMONT FIRE DISTRICT	23	1	7	14	6	20	4	0	0	75	\$3,875,700	9	0	1	0	0	
43338	SOUTH FREMONT FIRE DISTRICT	36	2	12	16	7	22	4	0	2	101	\$5,275,700	11	0	1	0	0	
	TOTALS	72	4	24	32	14	44	8	0	4	202	\$10,541,400	22	0	1	0	0	
GEM COUNTY																		
45301	EMMETT FIRE DEPARTMENT	35	1	45	52	10	9	29	0	0	181	\$263,900	3	0	0	0	0	
45334	GEM COUNTY FIRE PROTECTION DISTRICT 1	85	1	99	13	19	16	33	1	0	267	\$277,157	18	0	0	0	0	
45339	GEM COUNTY FIRE PROTECTION DISTRICT 2	2	11	0	2	8	0	0	0	0	23	\$0	1	0	0	0	0	
	TOTALS	122	13	144	67	37	25	62	1	0	471	\$541,057	22	0	0	0	0	
GOODING COUNTY																		
47341	BLISS FIRE DISTRICT	10	0	8	1	1	11	0	0	1	32	\$59,750	3	0	0	0	0	
47301	GOODING CITY/RURAL FIRE DEPARTMENT	38	0	169	19	22	49	21	1	1	320	\$982,150	16	1	0	1	0	
47323	HAGERMAN FIRE PROTECTION DISTRICT	21	0	238	3	2	15	8	6	2	295	\$34,000	13	0	0	0	0	
47303	WENDELL FIRE DEPARTMENT	10	0	19	15	6	13	7	13	0	83	\$231,000	3	0	1	0	0	
47335	WENDELL RURAL FIRE DISTRICT	48	0	44	30	3	23	3	2	0	153	\$1,435,300	8	0	0	0	0	
	TOTALS	127	0	478	68	34	111	39	22	4	683	\$2,742,200	43	1	1	1	0	
IDAHO COUNTY																		
48352	BPC RURAL FIRE DEPARTMENT																	
48340	CARROT RIDGE VOLUNTEER FIRE DISTRICT	3	0	0	0	0	0	0	0	0	3	\$0	0	0	0	0	0	
48310	COTTONWOOD VOLUNTEER FIRE DEPARTMENT	0	0	7	2	0	1	0	0	0	10	\$0	0	0	0	0	0	
48335	COTTONWOOD RURAL FIRE DISTRICT	6	0	0	0	0	0	1	0	0	7	\$0	0	0	0	0	0	
48316	ELK CITY VOLUNTEER FIRE DEPARTMENT																	
48327	FERDINAND FIRE DEPARTMENT																	
48375	GLENWOOD/CARBEL VOLUNTEER FIRE DEPARTMENT	1	0	1	0	0	0	0	0	0	2	\$0	0	0	0	0	0	
48308	GRANDEVILLE FIRE DEPARTMENT	6	0	1	2	0	1	4	0	0	14	\$95,000	0	0	0	0	0	
48334	GRANDEVILLE RURAL FIRE DEPARTMENT	18	0	0	2	2	1	0	0	0	23	\$455,000	2	0	0	0	0	
48362	HARSTER FIRE PROTECTION DISTRICT	1	0	0	0	0	1	0	0	0	2	\$0	0	0	0	0	0	
48330	KOOSKIA FIRE DEPARTMENT	17	1	4	0	1	5	0	0	0	28	\$986,525	1	3	7	0	0	
48336	RIDGE RUNNER FIRE DEPARTMENT	0	0	0	0	0	0	0	0	0	0	\$0	0	0	0	0	0	
48350	RIGGINS FIRE DEPARTMENT																	
48338	SALMON RIVER RURAL FIRE DEPARTMENT	13	0	6	0	0	10	1	1	0	31	\$0	0	0	0	0	0	
48329	STITES FIRE DEPARTMENT	0	0	0	0	1	0	0	1	0	2	\$0	1	0	0	0	0	
48377	WHITE BIRD FIRE DEPARTMENT																	
	TOTALS	65	1	19	6	4	19	6	2	0	122	\$1,537,525	4	3	7	0	0	

No reports submitted for 2019

No reports submitted for 2019

No reports submitted for 2019

No reports submitted for 2019

No reports submitted for 2019

No reports submitted for 2019

FDID	FIRE DEPARTMENTS	FIRES	PRESSURE RUPTURES, EXPLOSIONS, OVERHEAT	RESCUE CALLS	HAZARDOUS CONDITIONS	SERVICE CALLS	GOOD INTENT	FALSE CALLS	SEVERE WEATHER/ NATURAL DISASTERS	OTHER INCIDENTS	TOTAL INCIDENTS	TOTAL FIRE DOLLAR LOSS	MUTUAL AID GIVEN	CIVILIAN INJURIES	CIVILIAN FATALITIES	FIRE SERVICE INJURIES	FIRE SERVICE FATALITIES				
JEFFERSON COUNTY																					
51834	CENTRAL FIRE DISTRICT	91	1	0	37	5	59	11	0	0	203	\$931,779	10	2	0	0	0				
51837	HAMER FIRE PROTECTION DISTRICT								No reports submitted for 2019												
51814	ROBERTS FIRE DISTRICT								No reports submitted for 2019												
51840	WEST JEFFERSON FIRE CONTROL DISTRICT								No reports submitted for 2019												
TOTALS		91	1	0	37	5	59	11	0	0	203	\$931,779	10	2	0	0	0				
JEROME COUNTY																					
53953	FIRST SEGREGATION FIRE DISTRICT	24	0	29	48	1	47	4	0	0	153	\$291,000	10	0	0	0	0				
53201	JEROME CITY FIRE DEPARTMENT	41	0	858	28	32	22	103	6	2	1,092	\$656,779	10	0	0	0	0				
53333	JEROME RURAL FIRE DISTRICT	82	0	7	115	6	74	7	0	0	291	\$813,900	9	0	0	0	0				
TOTALS		147	0	894	191	39	143	114	6	2	1,536	\$1,761,679	29	0	0	0	0				
KOOTENAI COUNTY																					
55201	COEUR D'ALENE FIRE DEPARTMENT	103	5	7,099	111	532	591	433	0	0	8,874	\$1,247,500	147	1	0	1	0				
55360	EAST SIDE FIRE PROTECTION DISTRICT	6	0	52	6	6	16	4	0	0	90	\$0	14	0	0	0	0				
55346	HAUSER LAKE FIRE PROTECTION DISTRICT	8	0	121	3	12	28	9	0	1	182	\$21,500	10	0	0	0	0				
55234	KOOTENAI COUNTY FIRE & RESCUE	97	6	4,524	114	415	940	235	6	2	6,339	\$1,769,300	368	2	1	9	0				
55209	KOOTENAI COUNTY HAZ MAT	0	0	0	1	0	0	0	0	0	1	\$0	1	0	0	0	0				
55354	IMICA-KIDD ISLAND FIRE PROTECTION DISTRICT	10	0	33	4	2	17	5	0	0	71	\$49,000	43	1	0	0	0				
55342	NORTHERN LAKES FIRE PROTECTION DISTRICT	96	2	3,424	73	320	839	140	2	0	4,896	\$1,131,825	209	1	4	6	0				
55338	SPIRIT LAKE FIRE PROTECTION DISTRICT	39	0	515	19	71	106	18	1	1	770	\$23,000	34	1	0	0	0				
55362	TIMBERLAKE FIRE PROTECTION DISTRICT	48	2	575	27	47	55	27	0	1	782	\$724,500	169	0	0	0	0				
55336	WORLEY FIRE PROTECTION DISTRICT	25	0	21	4	11	21	12	0	0	94	\$386,000	9	3	0	0	0				
TOTALS		432	15	16,364	362	1,416	2,613	883	9	5	22,099	\$5,352,625	1,004	9	5	16	0				
LATAH COUNTY																					
57309	BOVILL VOLUNTEER FIRE DEPARTMENT								No reports submitted for 2019												
57342	DEARY RURAL FIRE DISTRICT	9	0	17	4	0	3	0	0	0	33	\$0	4	0	0	0	0				
57303	GENESSEE FIRE DEPARTMENT								No reports submitted for 2019												
57338	GENESSEE RURAL FIRE DISTRICT								No reports submitted for 2019												
57307	JULIAETTA VOLUNTEER FIRE DEPARTMENT	1	0	1	2	1	1	0	0	0	6	\$0	12	0	0	0	0				
57306	KENDRICK VOLUNTEER FIRE DEPARTMENT	4	0	9	3	1	2	0	0	0	19	\$0	1	0	0	0	0				
57301	MOSCOW VOLUNTEER FIRE DEPARTMENT	42	3	1,619	49	80	155	194	33	3	2,168	\$529,510	75	0	0	0	0				
57334	MOSCOW RURAL FIRE DISTRICT	15	0	54	5	4	15	10	0	0	103	\$1,664,000	1	1	0	0	0				
57336	POTLATCH RURAL FIRE DISTRICT	18	0	1	2	9	1	0	0	0	31	\$296,099	2	0	0	0	0				
57340	TROY RURAL FIRE DISTRICT								No reports submitted for 2019												
57304	TROY VOLUNTEER FIRE DEPARTMENT								No reports submitted for 2019												
TOTALS		89	3	1,701	65	95	177	194	33	3	2,360	\$2,489,569	95	1	0	0	0				
LEMHI COUNTY																					
59310	ELK BEND FIRE PROTECTION DISTRICT								No reports submitted for 2019												
59315	LEADORE COMMUNITY VOLUNTEER FIRE DEPARTMENT								No reports submitted for 2019												
59330	LEMHI COUNTY FIRE PROTECTION DISTRICT	5	0	0	0	0	0	0	0	0	5	\$35,000	0	0	0	0	0				
59333	NORTH FORK FIRE PROTECTION DISTRICT								No reports submitted for 2019												
59351	WILLIAMS LAKE VOLUNTEER FIRE DEPARTMENT								No reports submitted for 2019												
TOTALS		5	0	0	0	0	0	0	0	0	5	\$35,000	0	0	0	0	0				
LEWIS COUNTY																					
61304	CRAIGMONT FIRE DEPARTMENT	4	0	0	0	2	0	0	0	0	6	\$0	2	0	0	0	0				
61335	KAMIAH FIRE DEPARTMENT	2	0	0	0	0	0	0	0	0	2	\$0	0	0	0	0	0				
61334	KAMIAH RURAL FIRE PROTECTION DISTRICT	0	0	2	0	1	0	0	0	0	3	\$0	0	0	0	0	0				
61302	NEZPERCE FIRE DEPARTMENT	2	0	1	2	0	0	0	0	0	5	\$0	0	0	0	0	0				
61310	NEZPERCE RURAL FIRE PROTECTION DISTRICT	2	0	2	0	0	1	0	0	0	5	\$30,000	6	1	0	0	0				
61308	WINCHESTER VOLUNTEER FIRE DEPARTMENT	4	0	1	1	2	3	2	0	0	13	\$0	6	0	0	0	0				
61312	WINCHESTER RURAL FIRE DISTRICT	1	0	0	0	0	0	0	0	0	1	\$0	0	0	0	0	0				
TOTALS		15	0	6	3	5	4	2	0	0	35	\$30,000	14	1	0	0	0				

FDID	FIRE DEPARTMENTS	FIRES	PRESSURE RUPTURES, EXPLOSIONS, OVERHEAT	RESCUE CALLS	HAZARDOUS CONDITIONS	SERVICE CALLS	GOOD INTENT	FALSE CALLS	SEVERE WEATHER/ NATURAL DISASTERS	OTHER INCIDENTS	TOTAL INCIDENTS	TOTAL FIRE DOLLAR LOSS	MUTUAL AID GIVEN	CIVILIAN INJURIES	CIVILIAN FATALITIES	FIRE SERVICE INJURIES	FIRE SERVICE FATALITIES	
LINCOLN COUNTY																		
63306	DIETRICH FIRE DISTRICT	8	0	5	1	0	5	0	0	0	19	\$25,000	2	0	0	0	0	
63308	RICHFIELD FIRE PROTECTION DISTRICT																	
63301	SHOSHONE CITY/RURAL FIRE DISTRICT	12	1	17	6	3	13	1	0	2	55	\$0	0	0	0	0	0	
	TOTALS	20	1	22	7	3	18	1	0	2	74	\$25,000	2	0	0	0	0	
MADISON COUNTY																		
65234	MADISON FIRE DEPARTMENT	85	1	69	86	15	119	255	1	0	631	\$704,800	13	0	0	0	0	
	TOTALS	85	1	69	86	15	119	255	1	0	631	\$704,800	13	0	0	0	0	
MINIDOKA COUNTY																		
67336	MINIDOKA COUNTY FIRE PROTECTION DISTRICT	23	1	353	37	46	44	24	0	0	533	\$541,800	15	0	0	0	0	
67301	RUFERT CITY FIRE & RESCUE	18	1	219	14	2	17	17	0	0	288	\$203,000	3	0	0	0	0	
67334	WEST END FIRE PROTECTION DISTRICT	46	1	257	8	0	4	10	0	0	326	\$1,134,962	2	0	0	0	0	
	TOTALS	87	3	834	59	48	65	51	0	0	1,147	\$1,979,762	20	0	0	0	0	
NEZ PERCE COUNTY																		
69347	ARROW JUNCTION FIRE DEPARTMENT	3	0	0	0	0	0	0	0	0	3	\$0	2	0	0	0	0	
69333	BIG CANYON FIRE DISTRICT	4	0	0	0	0	0	0	0	0	5	\$0	0	0	0	0	0	
69311	CULI DESAC FIRE DEPARTMENT	1	0	0	0	0	3	1	1	1	7	\$0	2	0	0	0	0	
69306	LAPIWAI FIRE DEPARTMENT	7	0	0	2	0	0	0	0	0	9	\$0	0	0	0	0	0	
69201	LEWISTON FIRE DEPARTMENT	80	7	4,723	65	1,575	712	163	0	2	7,327	\$976,370	5	0	0	1	0	
69344	NEZ PERCE COUNTY FIRE DEPARTMENT	25	0	0	0	3	0	0	0	0	28	\$89,500	3	0	0	0	0	
69345	WHEATLAND FIRE PROTECTION DISTRICT	1	0	0	1	0	4	0	0	0	6	\$0	11	0	0	0	0	
	TOTALS	121	7	4,723	68	1,575	722	165	1	3	7,385	1,059,870	23	0	0	1	0	
ONEIDA COUNTY																		
71301	IMALAD VOLUNTEER FIRE DEPARTMENT	30	0	0	0	0	0	2	0	0	32	\$719,500	0	0	0	0	0	
	TOTALS	30	0	0	0	0	0	2	0	0	32	\$719,500	0	0	0	0	0	
OMYHEE COUNTY																		
73340	BRUNEAU FIRE PROTECTION DISTRICT	11	0	5	0	1	4	1	0	0	22	\$55,000	1	0	0	0	0	
73338	GRAND VIEW RURAL FIRE PROTECTION DISTRICT	19	0	30	0	2	5	0	0	0	56	\$35,000	0	2	0	0	0	
73334	HOMEDALE RURAL FIRE PROTECTION DISTRICT	26	0	3	18	6	29	3	0	0	85	\$0	6	0	0	0	0	
73336	MARSING FIRE PROTECTION DISTRICT	60	0	8	1	1	2	3	10	0	85	\$1,000	4	0	0	0	0	
73342	MURPHY-REYNOLDS-WILSON FIRE PROT DISTRICT	16	0	6	1	2	2	0	0	0	27	\$105,000	1	0	1	0	0	
73320	SILVER CITY FIRE & RESCUE																	
	TOTALS	132	0	52	20	12	42	7	10	0	275	\$207,000	12	2	1	0	0	
PAYETTE COUNTY																		
75302	FRUITLAND FIRE DEPARTMENT	7	0	3	7	0	1	1	0	0	19	\$105,100	11	0	0	0	0	
75336	NEW PLYMOUTH RURAL FIRE DISTRICT	43	0	225	2	27	99	6	0	1	403	\$110,500	15	0	0	0	0	
75301	PAYETTE FIRE DEPARTMENT	24	0	816	16	492	37	31	0	0	1,416	\$424,506	12	0	0	0	0	
75334	PAYETTE RURAL FIRE DISTRICT	36	0	9	5	12	21	2	0	0	85	\$194,900	22	1	0	0	0	
75305	SAND HOLLOW FIRE PROTECTION DISTRICT	10	0	49	0	4	3	1	0	0	67	\$50	29	0	0	0	0	
	TOTALS	120	0	1,102	30	535	161	41	0	1	1,990	\$836,056	89	1	0	0	0	
POWER COUNTY																		
77302	AMERICAN FALLS FIRE DEPARTMENT	29	0	5	9	0	24	8	0	0	75	\$0	1	0	0	0	0	
77330	AMERICAN FALLS RURAL FIRE PROTECTION DISTRICT	4	0	2	1	2	1	0	0	0	10	\$0	6	0	0	0	0	
77306	ROCKLAND RURAL FIRE DISTRICT	9	0	1	0	0	0	0	0	0	10	\$7,500	1	0	0	0	0	
	TOTALS	42	0	8	10	2	25	8	0	0	95	7,500	8	0	0	0	0	
SHOSHONE COUNTY																		
79304	MULLAN VOLUNTEER FIRE DEPARTMENT	4	0	0	4	0	0	0	0	1	9	\$5,000	1	0	0	0	0	
79305	FRICHARD/MURRAY VOLUNTEER FIRE DEPARTMENT	2	0	43	3	0	6	0	0	0	54	\$35,000	0	0	0	0	0	
79236	SHOSHONE COUNTY FIRE PROTECTION DISTRICT 1	24	0	549	17	10	45	12	0	0	657	\$200	75	0	0	0	0	
79234	SHOSHONE COUNTY FIRE PROTECTION DISTRICT 2	74	0	688	26	40	122	47	0	3	1,010	\$1,115,900	16	2	0	0	0	
79316	SHOSHONE COUNTY FIRE PROTECTION DISTRICT 3	3	0	1	0	0	0	0	0	0	4	\$0	1	0	0	0	0	
79310	ST.-JOE VALLEY FIRE DISTRICT																	
	TOTALS	107	0	1,291	50	50	173	59	0	4	1,734	1,154,100	94	2	0	0	0	

No reports submitted for 2019

No reports submitted for 2019

No reports submitted for 2019

FDID	FIRE DEPARTMENTS	FIRES	PRESSURE RUPTURES, EXPLOSIONS, OVERHEAT	RESCUE CALLS	HAZARDOUS CONDITIONS	SERVICE CALLS	GOOD INTENT	FALSE CALLS	SEVERE WEATHER/ NATURAL DISASTERS	OTHER INCIDENTS	TOTAL INCIDENTS	TOTAL FIRE DOLLAR LOSS	MUTUAL AID GIVEN	CIVILIAN INJURIES	CIVILIAN FATALITIES	FIRE SERVICE INJURIES	FIRE SERVICE FATALITIES	
TETON COUNTY																		
81334	TETON COUNTY FIRE PROTECTION DISTRICT	52	1	416	26	36	67	63	0	1	662	\$2,000	2	1	0	0	0	
TOTALS		52	1	416	26	36	67	63	0	1	662	2,000	2	1	0	0	0	
TWIN FALLS COUNTY																		
No reports submitted for 2019																		
83207	BUHL FIRE DEPARTMENT	59	2	821	17	140	88	29	0	5	1,181	\$427,585	3	4	0	1	0	
83340	CASTLEFORD FIRE DISTRICT																	
83338	HILER FIRE DEPARTMENT	38	1	11	42	28	37	15	0	1	173	\$0	4	0	0	0	0	
83334	ROCK CREEK RURAL FIRE PROTECTION DISTRICT	55	1	942	39	54	245	34	1	3	1,376	\$1,500	4	0	0	0	0	
83349	SALMON TRACT RURAL FIRE PROTECTION DISTRICT	1	0	0	0	1	0	0	0	0	2	\$0	0	0	0	0	0	
83101	TWIN FALLS FIRE DEPARTMENT	115	2	3,906	133	537	673	392	3	54	5,815	\$1,260,655	8	0	1	0	0	
TOTALS		269	6	5,680	231	760	1,044	470	4	63	8,527	1,689,740	19	4	1	1	0	
VALLEY COUNTY																		
No reports submitted for 2019																		
85334	CASCADE RURAL FIRE PROTECTION DISTRICT	27	2	328	13	46	29	15	0	3	463	\$737,000	1	0	0	0	0	
85304	DONNELLY RURAL FIRE PROTECTION DISTRICT	14	0	245	10	89	33	20	0	4	415	\$13,000	34	0	0	2	0	
85340	HIGH VALLEY FIRE PROTECTION ASSOCIATION																	
No reports submitted for 2019																		
85338	MCCALL FIRE PROTECTION DISTRICT	25	1	706	69	58	192	94	2	1	1,148	\$856,000	14	1	1	1	0	
85310	SILVER CREEK VOLUNTEER FIRE DISTRICT	0	0	0	0	1	0	0	0	0	1	\$0	0	0	0	0	0	
85307	SOUTHERN IDAHO TIMBER PROTECTIVE ASSOC																	
TOTALS		66	3	1,279	92	194	254	129	2	8	2,027	1,606,000	49	1	1	3	0	
WASHINGTON COUNTY																		
No reports submitted for 2019																		
87330	CAMBRIDGE FIRE PROTECTION DISTRICT	5	0	3	1	0	0	0	0	0	9	\$0	3	0	0	0	0	
87336	MIDVALE FIRE PROTECTION DISTRICT																	
No reports submitted for 2019																		
87334	WEISER AREA RURAL FIRE DISTRICT	6	0	5	0	1	5	0	0	0	17	\$0	1	0	0	0	0	
87301	WEISER CITY FIRE & RESCUE	26	0	29	19	3	4	23	0	0	104	\$260,000	9	0	0	0	0	
TOTALS		37	0	37	20	4	9	23	0	0	130	\$260,000	13	0	0	0	0	
STATE OF IDAHO TOTALS		4,986	127	90,089	3,608	12,356	16,398	7,073	179	173	134,989	\$ 67,647,654	7,920	53	23	67	1	

GLOSSARY OF TERMS AND ABBREVIATIONS

\$ Loss – Combined estimated property and content dollar loss reported by reporting agencies.

Alarm – Any notification to the fire department that a situation exists or requires a response.

Arson – The crime of maliciously, intentionally, and/or recklessly starting a fire or causing an explosion.

Automatic Extinguishing System (AES) – A device or system providing an emergency fire extinguishing function without the necessity of human intervention, typically a water spray.

Casualty – A person who is injured or killed at the scene of a fire or other reported incident.

Cause – The circumstances or conditions that brought about or resulted in a fire or explosion incident, damage to property resulting from the fire or explosion incident, or bodily injury or loss of life resulting from the fire or explosion incident.

Civilian Fire Casualty – Any non-fire service person injured or killed as a direct result of a fire-related incident.

Confined Fire – Fire where the flame does not extend beyond a combustible container such as a cooking vessel, chimney or flue, trash container, etc.

Contained Fire – Fire spread that is reasonably expected to remain in check under prevailing conditions.

Crop – Cultivated vegetation such as grains, trees, orchard, nursery stock, etc.

EMS – Emergency Medical Service.

Fatality – An injury that is fatal or becomes fatal within one year of the incident.

Fire – Any instance of destructive and uncontrolled burning, including explosion, of combustible solids, liquids or gases.

Hazardous Materials – Any material that is air-reactive, corrosive, explosive, radioactive, toxic, water-reactive, or unstable such as flammable gas, organic peroxide, oxidizing material, flammable or combustible liquid. Any substance or mixture of substances that is an irritant or a strong sensitizer or generates pressure through exposure to heat, decomposition, or other means.

Incident – An event to which the reporting agency responds or should have responded. An incident may have more than one response.

Incident Record – The official file on an incident.

Incident Report – A document prepared by fire department personnel about a particular incident.

Mobile Property – Property designed to be movable whether or not it still is, such as vehicles, ships, and airplanes.

Mutual Aid – Assistance given to or received by a fire department, whether fire or non-fire aid, by another fire department outside its normal jurisdiction.

NFIRS – National Fire Incident Reporting System.

Non-Fire Service Personnel – All persons involved with an incident who are not fire service personnel, such as police, utility company employees, non-fire service medical personnel, or civilians.

Origin – The physical location where a heat source and fuel came in contact with each other.

Overpressure – A transient air pressure, such as the shock wave from an explosion, that is greater than the surrounding atmospheric pressure.

Prescribed Fire – Any fire ignited by management actions to meet specific objectives. A written, approved prescribed fire plan must exist prior to ignition. The controlled application of fire to wildland fuels in either their natural or modified state under specified environmental conditions allowing the fire to be confined to a predetermined area and, at the same time, to produce the intensity of heat and rate of spread required to attain planned resource management objectives.

Property Use – The actual use of the property where the incident occurred. A building, for example, could serve as a garage, a hospital or a department store. The use of property does not define any of the other important fire-related details of a property such as access, ownership, size, and internal weaknesses in fire defense or construction.

Response Time – The length of time between notification of and arrival at an incident scene as reported by the responding agency.

Structure – An assembly of materials forming a construction for occupancy or use to serve a specific purpose. This includes, but is not limited to, buildings, open platforms, bridges, roof assemblies over open storage or process areas, tents, air-supported structures, and grandstands.

Structure Fire – Any fire inside, on, under, or touching a structure.

Wildland Urban Interface Area – The geographical area where structures and other human development meet or intermingle with wildland or vegetative fuels.

Wildland – Land in its uncultivated, more or less natural state and covered by timber, woodland, brush, or grass. An area in which development is essentially nonexistent except for roads, railroads, power lines, and similar facilities.

Wildland Fire – Any involved vegetative fuel, other than prescribed fire, that occurs in wildland. A wildland fire may expose or possibly consume structures.

\$5,000 AWARD FUND

It has been determined that this fire is

ARSON

If you have information regarding this fire, please call

1-877-75-ARSON

Callers may remain anonymous

Sponsored by:



IDAHO STATE FIRE MARSHAL
DEPARTMENT OF INSURANCE