



2020 Annual Report



Brad Little
Governor

Dean L. Cameron
Director
Department of Insurance

Knute C. Sandahl
Idaho State Fire Marshal

700 W. State Street, 3rd Floor
Boise, Idaho 83702

Visit the Idaho State Fire Marshal's
website at:
<http://doi.idaho.gov/sfm>

Mission Statement

The State Fire Marshal's Office participates in and coordinates an integrated statewide system designed to protect human life from fire and explosions through fire prevention, investigation, and public education activities. The system also includes code enforcement, the operation of the National Fire Incident Reporting System, and assistance to local fire agencies throughout the state.

BRAD LITTLE
Governor

State of Idaho
DEPARTMENT OF INSURANCE
DIVISION OF THE STATE FIRE MARSHAL
700 West State Street, 3rd Floor
P.O. Box 83720
Boise, Idaho 83720-0043
Phone (208) 334-4370
Fax (208) 334-4375
<http://doi.idaho.gov/sfm>

DEAN L. CAMERON
Director

KNUTE C. SANDAHL
State Fire Marshal

Honorable Brad Little
Governor, State of Idaho
Statehouse
Boise, Idaho 83720

Dear Governor Little,

I present to you the 2020 Idaho State Fire Marshal's Annual Report. This report includes data and information collected and organized from fire service providers, including municipal fire departments, fire districts, and fire protection associations throughout Idaho.

Organized fire service providers contribute statistical data through the National Fire Incident Reporting System (NFIRS). Out of the 230 organized fire service providers, 184 contributed data through this system. This system is important in identifying fire related activity, including trends or problems with consumer products, and aids in designing specific local fire prevention initiatives.

We continue to identify fire service providers that have not contributed data and encouraged them to participate in the NFIRS system in cooperation with the United States Fire Administration (USFA). Recently the USFA updated their program and the Idaho State Fire Marshal's Office was selected to assist in its testing. This update is more user friendly and we anticipate better participation by Idaho fire service providers.

The Idaho State Fire Marshal's Office has exceeded our requests for assistance from previous years. In 2020, we responded to and investigated 196 fires throughout Idaho. This is an increase of 9% from the previous year, and a 66% increase since 2015. As Idaho continues to grow in population, we continue to encourage solid fire prevention initiatives to prevent tragedy.

Our office continues to actively participate with the Idaho Lands Resource Coordinating Council and the Idaho Shared Stewardship Advisory Group. We continue to foster working relationships with our local, state and federal partners concerning fire prevention and investigation in the built and wildland environment.

Respectfully submitted,



Knute Sandahl,
Idaho State Fire Marshal

TABLE OF CONTENTS

STATE FIRE MARSHAL DIVISION

About the State Fire Marshal's Office	2
State Fire Marshal Staff/District Map	3
Classes	4
Fires Investigations	5
Plan Reviews and Inspections	6
Certification and Licensing	7

IDAHO FIRE DEPARTMENTS

Reporting Trends	9
List of Fire Departments with Incomplete Data/Not Reporting	10

SUMMARY STATISTICS

Incident Summary of Fire Responses	12
Incident Summary of Non-Fire Responses	13
Incident Responses by Month and Day of Week	14
Fire Incidents by Month and Day of Week	15
Top 10 Incident Types by Incident Categories	16
Comparisons of 2018 and 2019 County Populations and Reported Incidents	19
Five-Year Trends	20

STRUCTURE FIRES

Most Frequent Residential Structure Fires	22
Structure Fires by Property Type	23
Smoke Detector Performance	24
Automatic Extinguishing Systems	26

CIVILIAN FIRE CASUALTIES

Civilian Casualties Statistics	27
Civilian Casualties Last Five Years	28

FIRE SERVICE CASUALTIES

Fire Service Injuries Last Five Years	29
Fire Service Injuries by Incident Type	29

Fire Department Personnel and Funding Sources	30
Fire Department Incident Count by County	36
Glossary of Terms	43

ABOUT THE STATE FIRE MARSHAL'S OFFICE

Through our offices in Boise, Coeur d'Alene, and Idaho Falls, our dedicated staff works with a broad spectrum of customers in both the public and private sectors.

By statute we are responsible for:

- Adoption of the fire code as a minimum standard for the state.
- Prescribing regulations and making rules related to the fire code.
- Reviewing plans for all new and remodeled state buildings for compliance with adopted fire codes.
- Inspecting and testing new fire sprinkler systems and fire alarm systems in all new and remodeled state buildings.
- Collecting information on all fires in Idaho.
- Regulating the fire sprinkler industry.
- Reviewing plans for single service fire sprinkler systems installed in Idaho.
- Licensing fireworks wholesale and import businesses.
- Ensuring compliance by cigarette manufacturers with the Idaho Reduced Cigarette Ignition Propensity Law.
- Training local authorities who apply the provisions of the adopted statewide fire code.
- Serving as an avenue for appealing local code application decisions as provided by Idaho law.
- Serving as the Chief Arson Investigator for the State of Idaho.

We also provide assistance to our customers by:

- Assisting local fire jurisdictions with plan reviews, inspections, and code interpretation.
- Conducting classes in fire investigation, code application, and incident reporting.
- Answering questions and providing statistical research for:

Architects

Attorneys

Engineers

Elected officials

Local Fire Marshals/Inspectors

Law enforcement

Developers

Individual citizens

- Participating in numerous arson task forces statewide and regional fire chief associations.
- Being actively involved in the development of national fire and life safety standards.
- Serving as an active member of the Idaho Lands Resource Coordinating Council.
- Working with the Northwest Insurance Council to establish the Arson Hotline and a reward-for-information program.

STATE FIRE MARSHAL STAFF/DISTRICT MAP

Knute Sandahl, State Fire Marshal
Carissa Sindon, Administrative Assistant
Javier Cervantes, Fire Plan Examiner
Nesha Pabst-Bohrer, NFIRS Program Information Coordinator

700 West State Street, 3rd Floor
Boise, ID 83702
208-334-4370

Region I

Casey Strong
Deputy Fire Marshal

Jason Blubaum
Deputy Fire Marshal

2005 Ironwood Parkway #143
Coeur d'Alene, ID 83814
208-769-1447

Region II

Tom Mroz
Chief Deputy Fire Marshal

Kyle Braegger
Deputy Fire Marshal

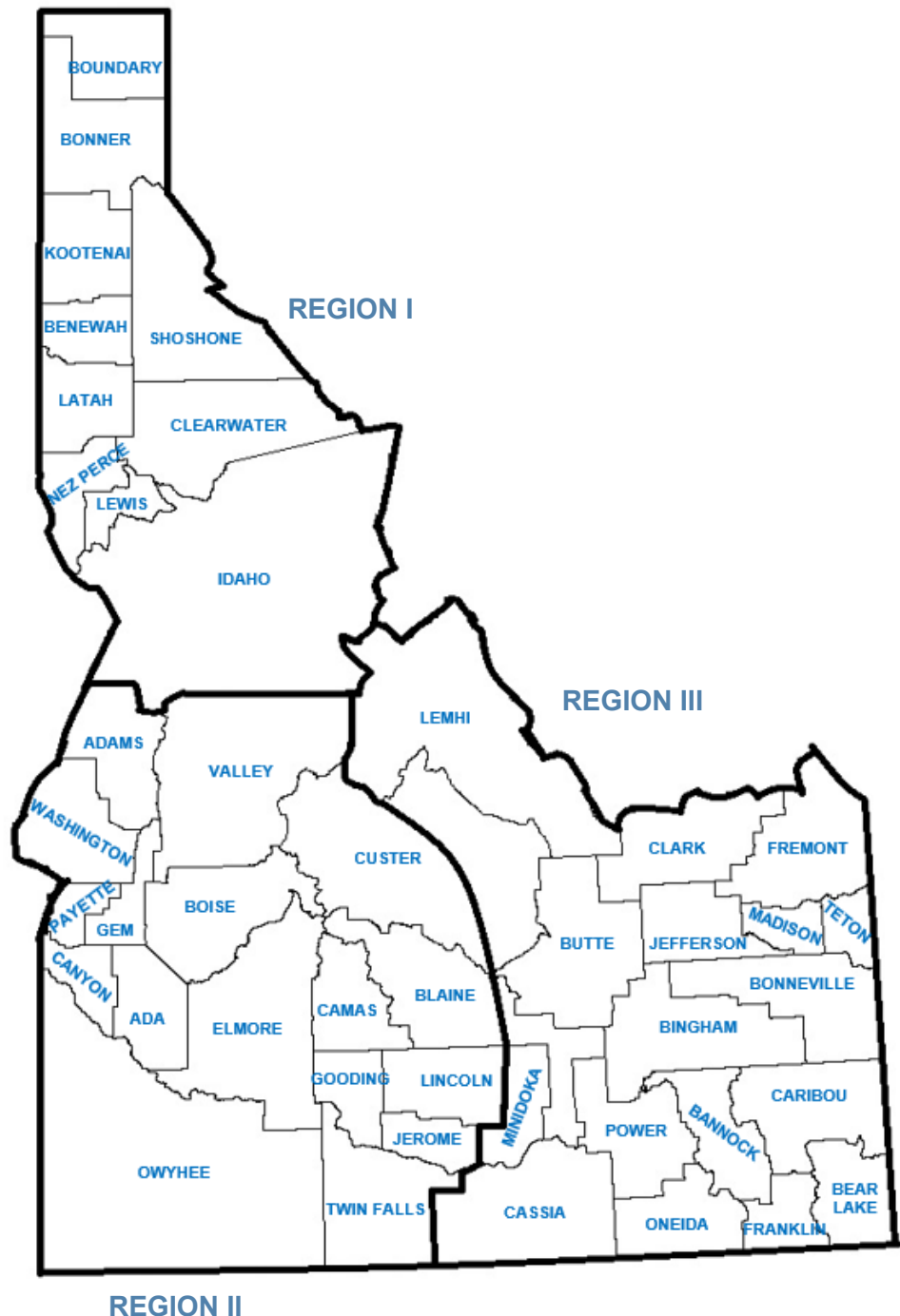
700 West State Street, 3rd Floor
Boise, ID 83720
208-334-4370

Region III

Verl Jarvie
Deputy Fire Marshal
208-525-7022

Brian Owens
Deputy Fire Marshal
208-525-7209

1820 E. 17th Street, Suite 220
Idaho Falls, ID 83404



CLASSES

Arson Detection for the First Responder

Provides the first responder with knowledge and awareness of the detection of possible incendiary fires.

Arson Investigation and Evidence Preservation

Instructs students toward a positive approach to arson investigation and best practices for the collection, preservation, and submission of fire debris evidence to our state lab.

Fire Inspection Principles

The course is designed to educate the principles and techniques of conducting fire & life safety inspections with emphasis on code compliance. Classroom sessions are constructed to assist in fire inspection overview, codes and standards, construction types, means of egress, hazardous materials and processes, fire protections systems and system acceptance, and other code related topics with emphasis in identifying hazards and violations.

Fire Investigation for First Responders

This 20-hour course introduces students to the requirement of National Fire Protection Association (NFPA) 921 and is designed specifically to provide a clear definition of the role of first responders in fire investigation and provides essential knowledge to enable them to recognize the potential of intentionally set fires, preservation and protection of evidence, and proper reporting of information to appropriate officials. Lecture sessions are reinforced with hands on burn cell investigations and demonstrations. By strengthening the partnership between first responders and investigators, the chances for successfully solving arson-related crimes will increase.

Introduction to National Fire Incident Reporting System (NFIRS)

An introduction to and experience with the NFIRS 5.0 all-incident reporting system. Students learn the purposes and benefits of incident reporting at the local, state, and national levels and receive a basic introduction to all modules and their uses.

Origin and Cause Fire Investigation

This 16-hour class is based on the National Fire Protection Association (NFPA) 921 Guide for Fire and Explosion Investigations and provides the student with basic origin and cause fire investigation knowledge and principles.

Training Courses Customized to Meet Your Needs

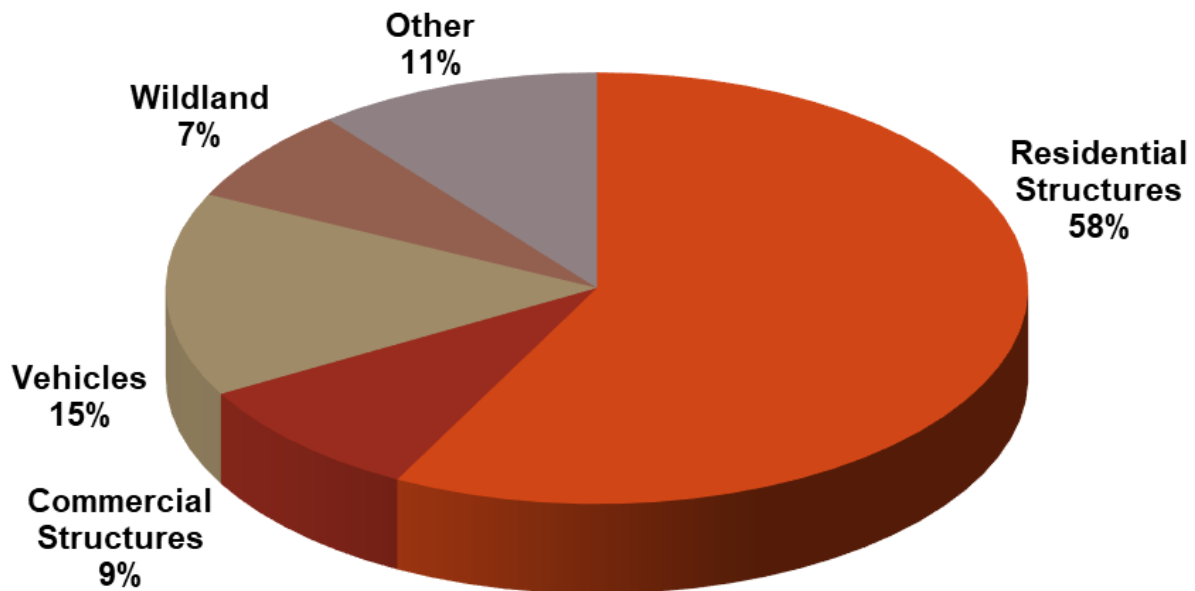
We also offer customized training opportunities for fire agencies. Our classes in both fire code and fire investigation can often be modified by content and length to meet individual needs.

Many of these classes are offered at the following academies:

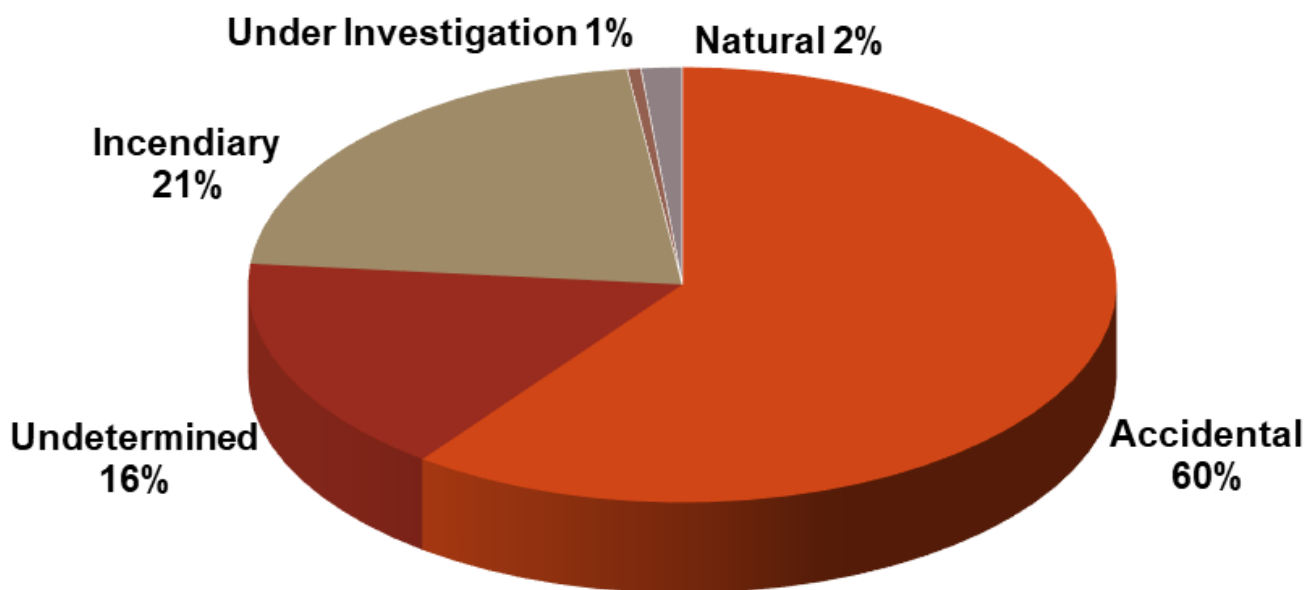
- Central Idaho Fire Academy (Donnelly)
- Clearwater County Fire Academy (Orofino)
- Eastern Idaho Fire Academy (Ammon)
- North Idaho Fire Academy (Coeur d'Alene)
- Southern Idaho Fire Academy (Paul)

FIRE INVESTIGATIONS

Types of Fires Investigated by the State Fire Marshal's Office

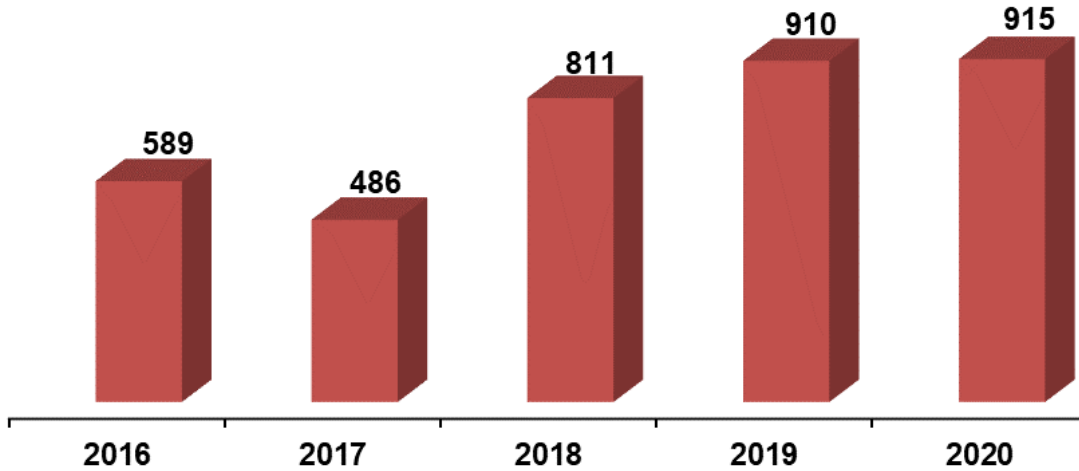


Determination of Cause

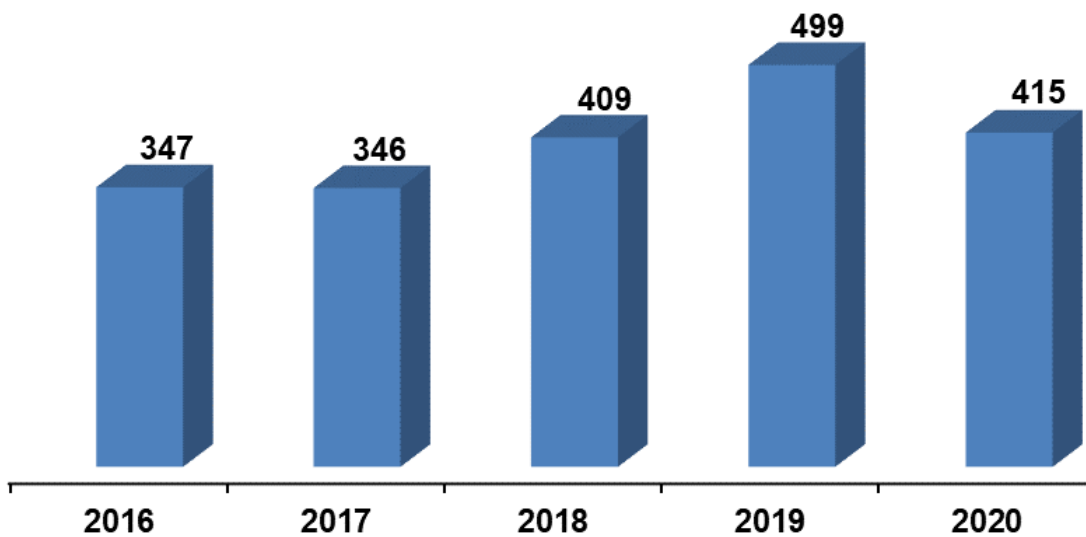


PLAN REVIEWS AND INSPECTIONS

Plan Reviews by the Idaho State Fire Marshal's Office



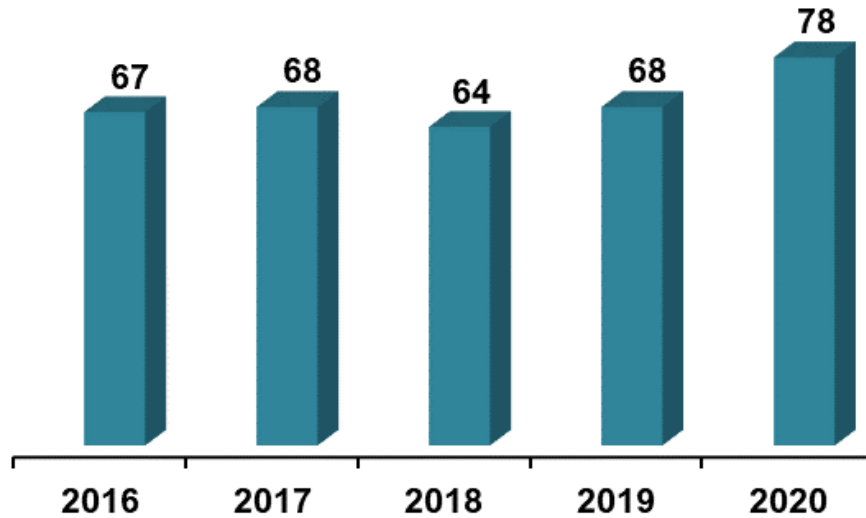
Inspections by the Idaho State Fire Marshal's Office



CERTIFICATION AND LICENSING

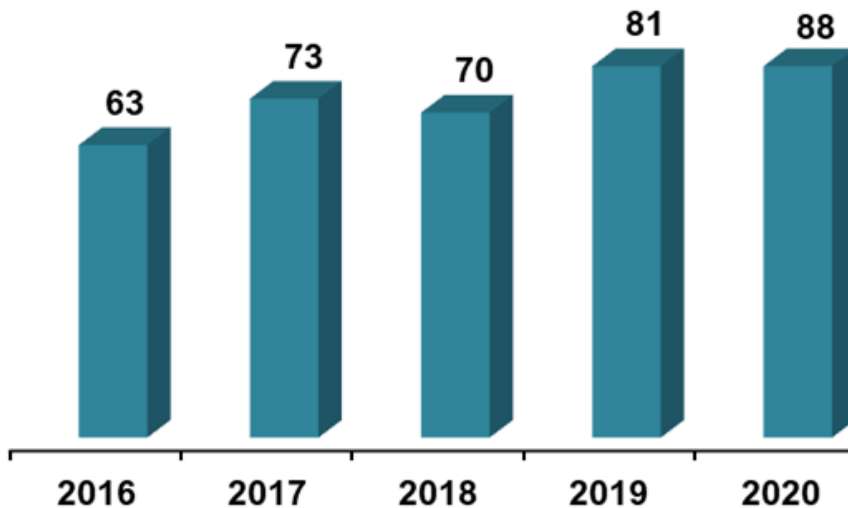
Fire Protection Sprinkler Contractor Licenses

Idaho Code section 41-254(7) and IDAPA 18.08.02 give the State Fire Marshal the responsibility to license and regulate fire sprinkler contractors.



Fire Protection Sprinkler Fitter Licenses

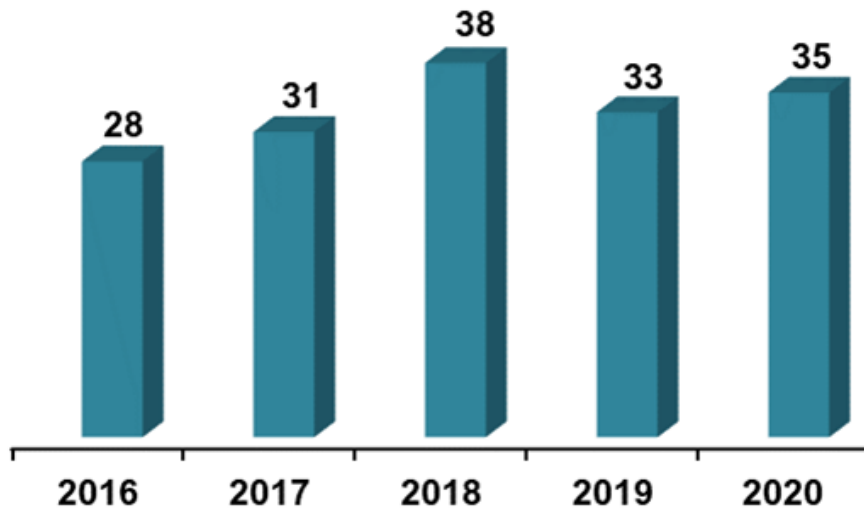
This license is offered by the State Fire Marshal pursuant to IDAPA 18.08.02.23



CERTIFICATION AND LICENSING

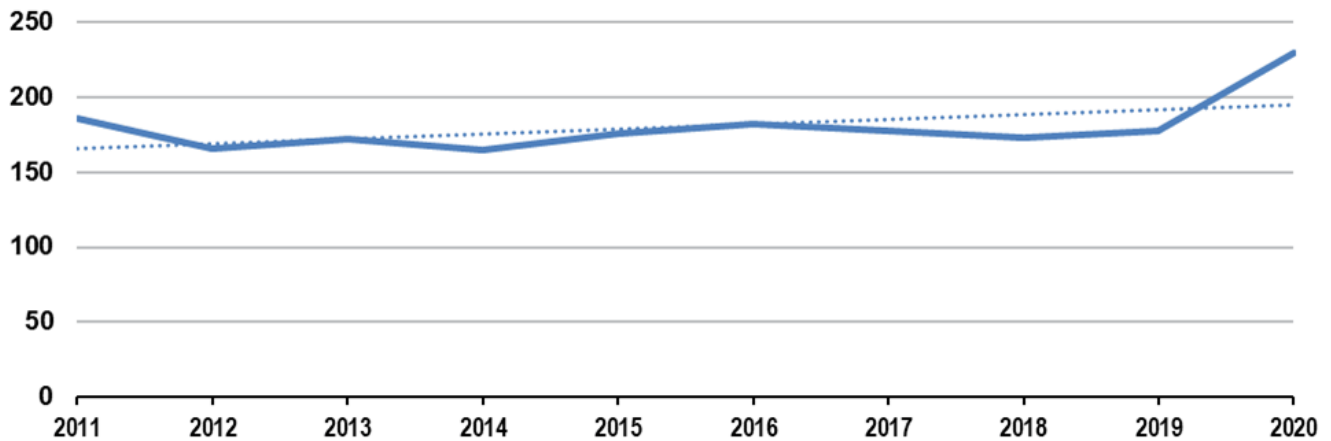
Fireworks Wholesale or Import Licenses

Idaho Code section 39-2603 requires anyone who imports or sells fireworks at wholesale to be licensed by the State Fire Marshal's Office.

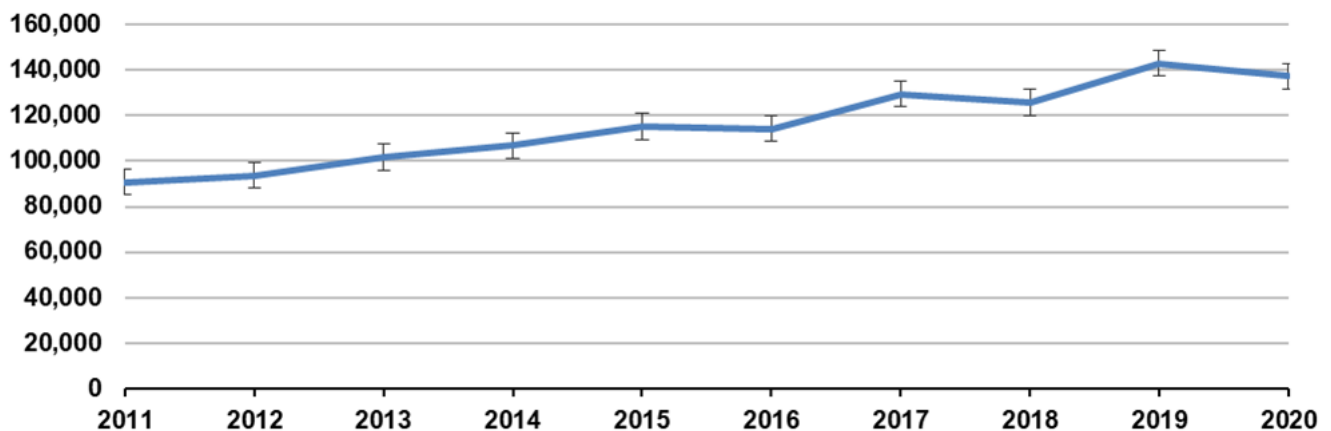


IDAHO FIRE DEPARTMENTS REPORTING TRENDS

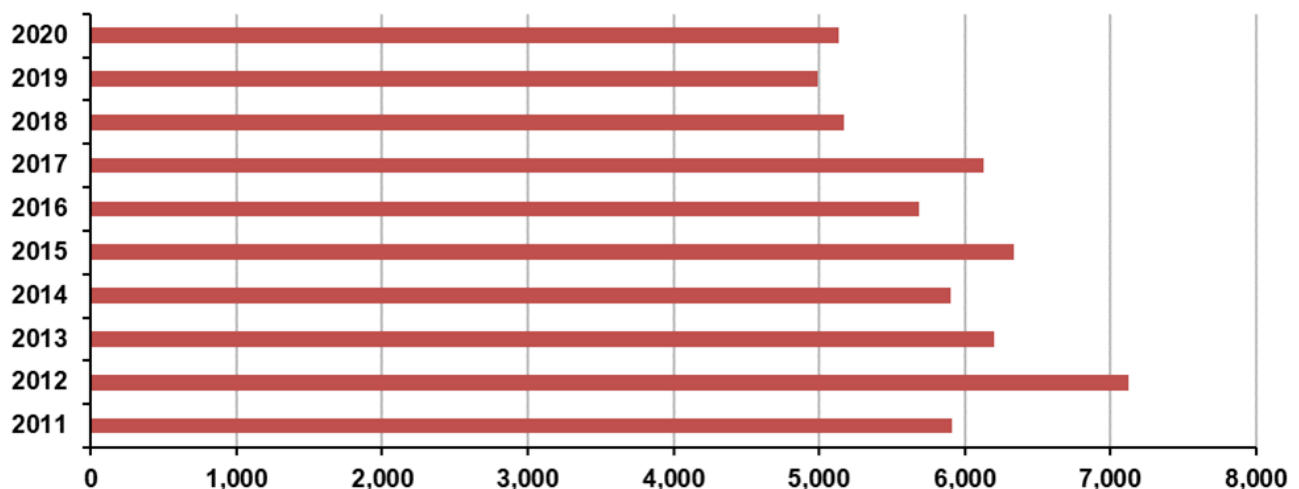
Number of Fire Departments Reporting



Total Reported Incidents



Total Reported Fire Incidents



These departments did not submit their incidents or provided incomplete data for 2020. Their reports may have an affect on the statistics.

Ada County

Idaho Department of Corrections Fire Department

Adams County

Bear Fire District

Council Valley Volunteer Fire Department

Bannock County

Arimo Fire Department

Downey Fire District

Pocatello Valley Fire Protection District

Bear Lake County

Bear Lake County Fire District

Benewah County

Emida Fire District

Fernwood Fire Protection District

Tensed Rural Fire District

Bingham County

Aberdeen/Springfield Fire District

Atomic City Fire Department

Firth Rural Fire District

Fort Hall Fire & EMS District

Shelley Rural Fire District

Blaine County

Smiley Creek Rural Fire Protection District

Boise County

Wilderness Ranch Fire Protection District

Bonner County

Clark Fork Fire & Rescue

Coolin-Cavanaugh Bay Fire Protection District

Kilroy Bay-Pine Cove Fire Department

North of the Narrows Fire Department

Sam Owen Fire District

Upper Pack River Volunteer Fire Department

Bonneville County

Greater Swan Valley Fire Protection District

Ucon Fire Department

Boundary County

Bonnors Ferry Fire Department

Hall Mountain Volunteer Fire Department

Moyie Springs Fire Department

Camas County

Fairfield Fire Department

Canyon County

Parma Rural Fire Protection District

Caribou County

Bancroft Fire Department

Caribou County Fire Department

Grace Fire Department

Cassia County

Ace Fire Protection Association

Declo Fire Department

Oakley Fire Department

Raft River Fire Protection District

Clark County

Dubois City Fire Department

Clearwater County

Elk River Volunteer Fire Department

Grangemont Rural Fire District

Pierce Volunteer Fire Department

Upper Fords Creek Rural Fire Department

Fremont County

Island Park Fire Protection District

Gem County

Gem County Fire Protection District 2

Gooding County

Bliss Rural Fire District

Idaho County

Elk City Volunteer Fire Department
Glenwood-Caribel Volunteer Fire Department
Ridge Runner Fire Department
Riggins Fire Department
Salmon River Rural Fire Department
Secesh Meadow Rural Fire Department
White Bird Fire Department

Jefferson County

Central Fire District
Hamer Fire Protection District
Roberts Fire District
West Jefferson Fire Control District

Kootenai County

Spirit Lake Fire Protection District

Latah County

Bovill Fire Protection District
Juliaetta Volunteer Fire Department
Genesee City Fire Department
Genesee Rural Fire District
Potlatch Rural Fire District

Lemhi County

Elk Bend Fire Protection District
Leadore Community Volunteer Fire Department
Lemhi County Fire Protection District
North Fork Fire Protection District
Williams Lake Volunteer Fire Department

Lewis County

Kamiah Fire Department
Kamiah Rural Fire District

Lincoln County

Richfield Fire Protection District
Shoshone City/Rural Fire District

Minidoka County

Rupert City Fire & Rescue

Nez Perce County

Big Canyon Fire District
Culdesac Volunteer Fire Department
Nez Perce County Fire Department
Wheatland Fire Protection District

Owyhee County

Homedale Fire Department
Murphy-Reynolds-Wilson Fire District
Silver City Fire & Rescue

Payette County

Fruitland Fire Department
New Plymouth Rural Fire Protection District
Sand Hollow Fire Protection District

Twin Falls County

Castleford Fire District

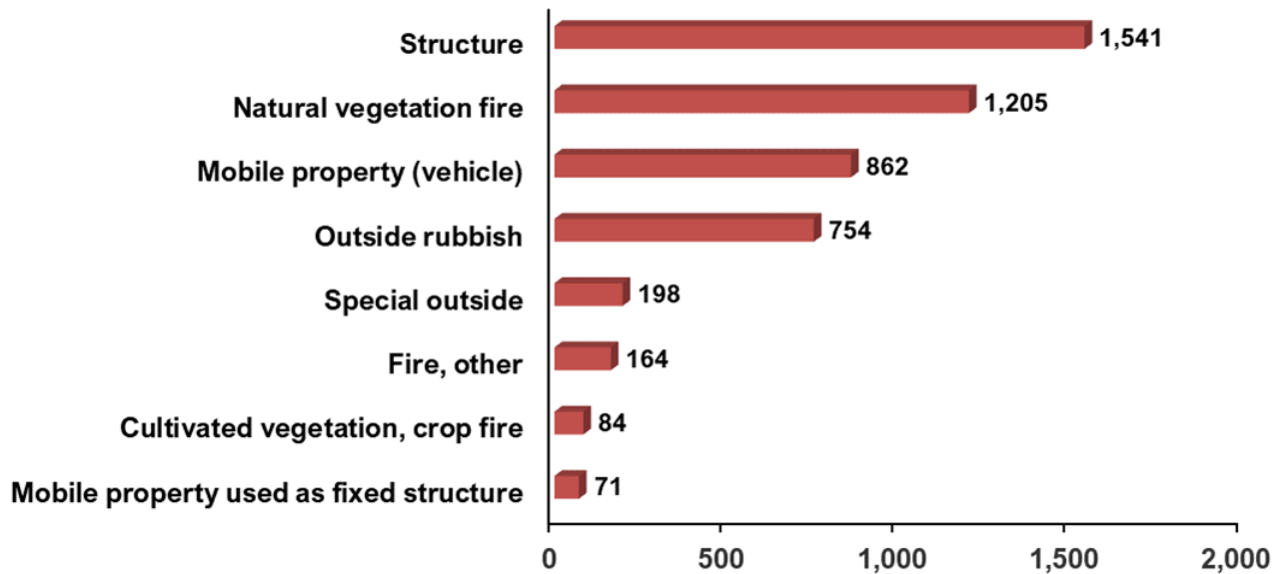
Valley County

High Valley Fire Protection Association
Silver Creek Volunteer Fire District
South Idaho Timber Protective Association

Washington County

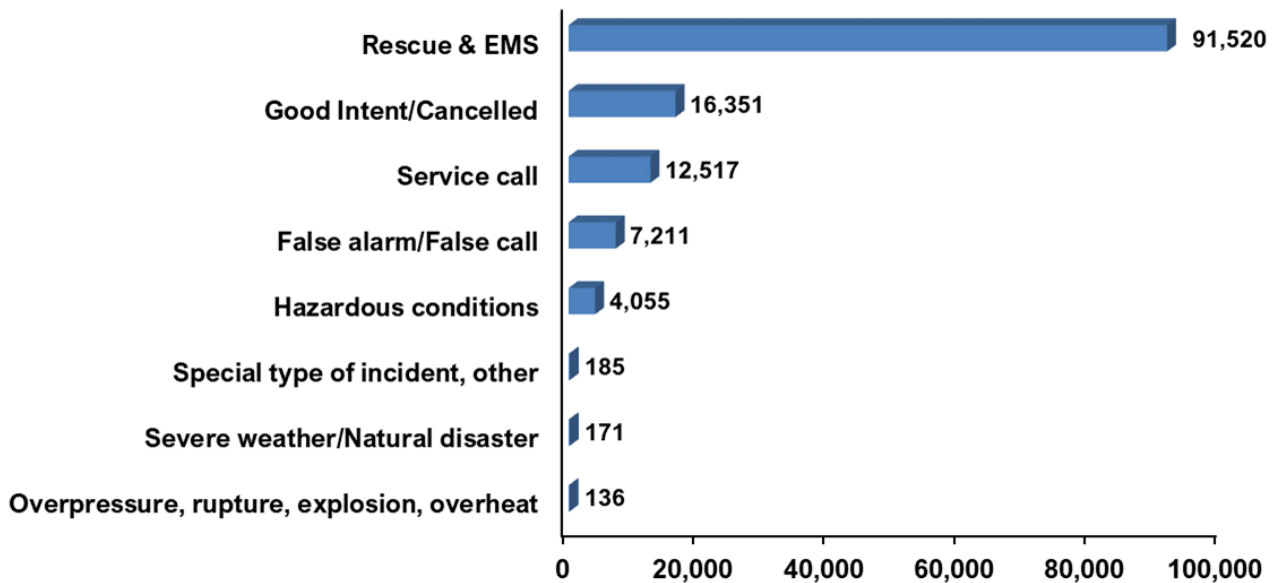
Midvale Fire Protection District

INCIDENT SUMMARY OF FIRE RESPONSES



NFIRS Reference	Fire Responses	Dollar Loss
111-118	Structure	\$41,169,797
120-123	Mobile property used as fixed structure	\$563,050
130-138	Mobile property (vehicle)	\$8,208,597
140-143	Natural vegetation	\$1,160,644
150-155	Outside rubbish	\$76,351
160-163	Special outside	\$1,011,130
170-173	Cultivated vegetation, crop	\$1,791,853
100	Fire, other	\$383,332
Total		\$54,364,754

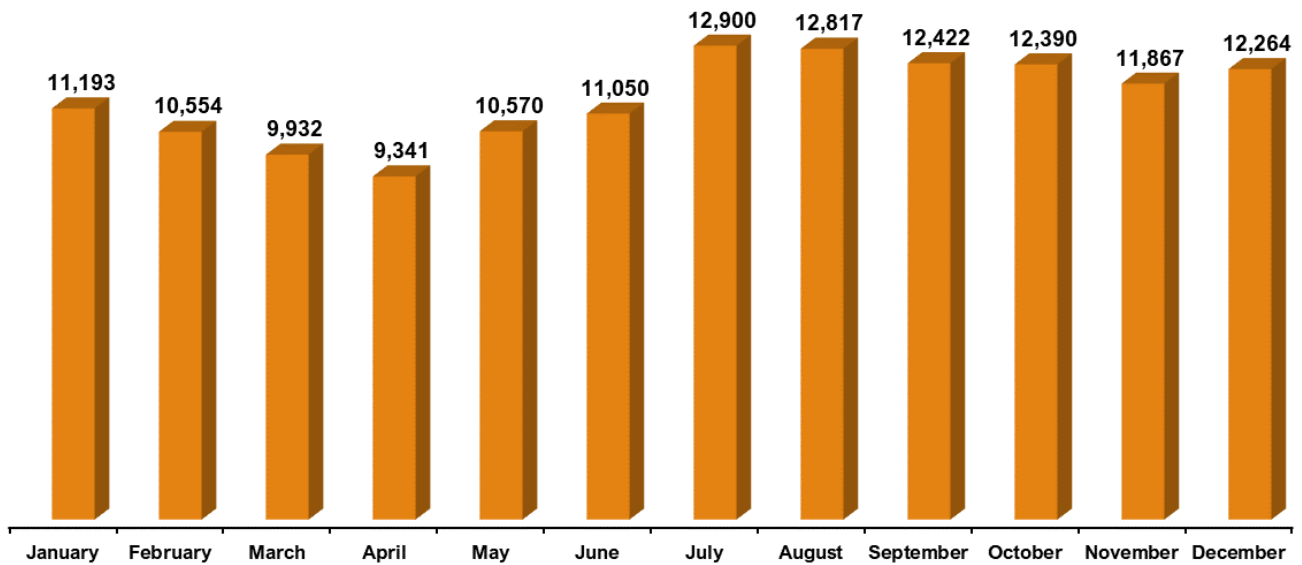
INCIDENT SUMMARY OF NON-FIRE RESPONSES



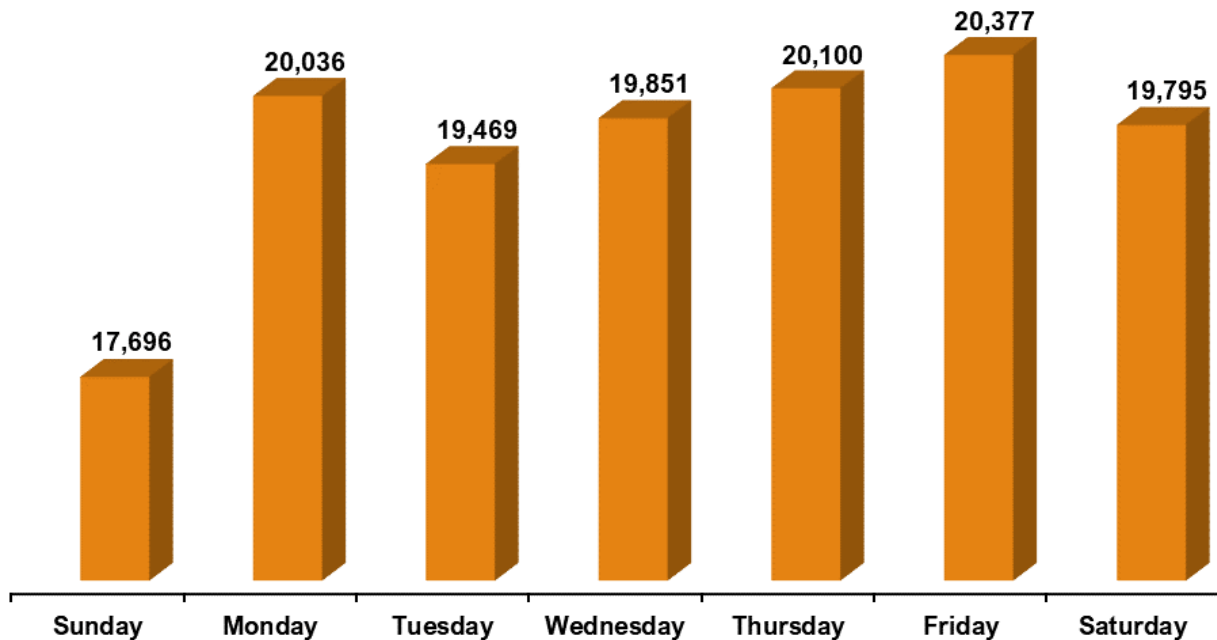
NFIRS	Response Type	Dollar Loss
200	Overpressure, rupture, explosion, overheat	\$23,625
300	Rescue & EMS	\$1,482,800
400	Hazardous conditions	\$315,688
500	Service call	\$20,325
600	Good Intent/Cancelled	\$1,950
700	False alarm/False call	\$1,000
800	Severe weather/Natural disaster	\$10,100
900	Special type of incident, other	\$40
Total		\$2,110,578

ALL INCIDENT RESPONSES

Incidents by Month

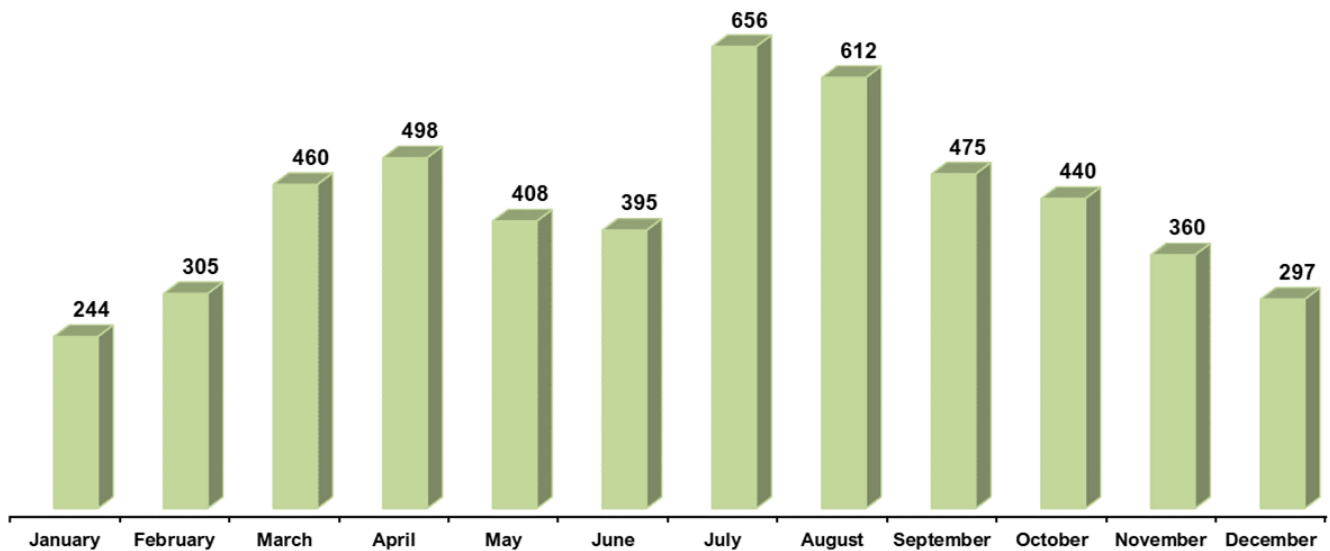


Incidents by Day of Week

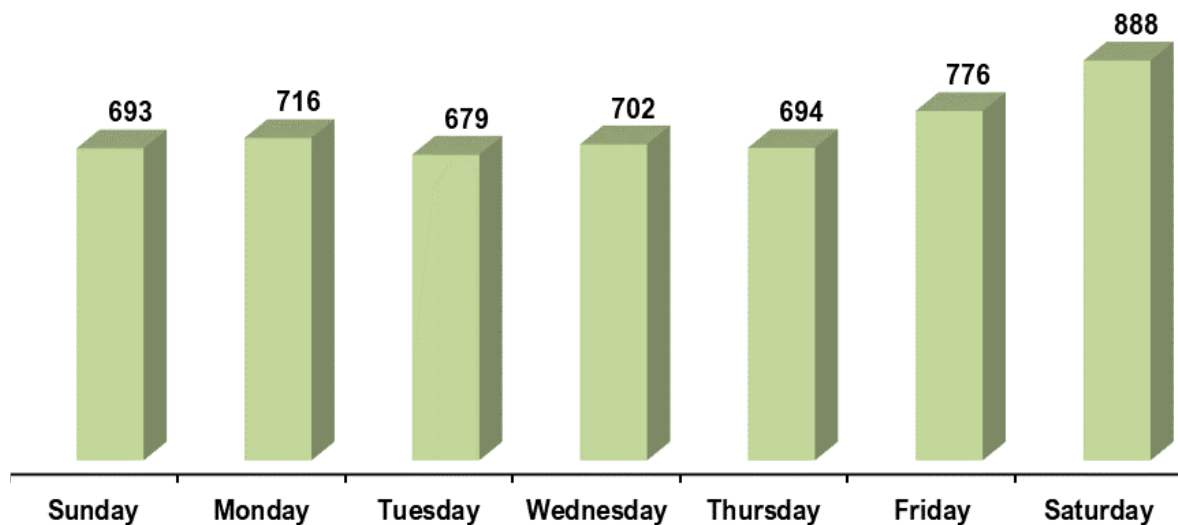


FIRE INCIDENT RESPONSES

Fire Incidents by Month

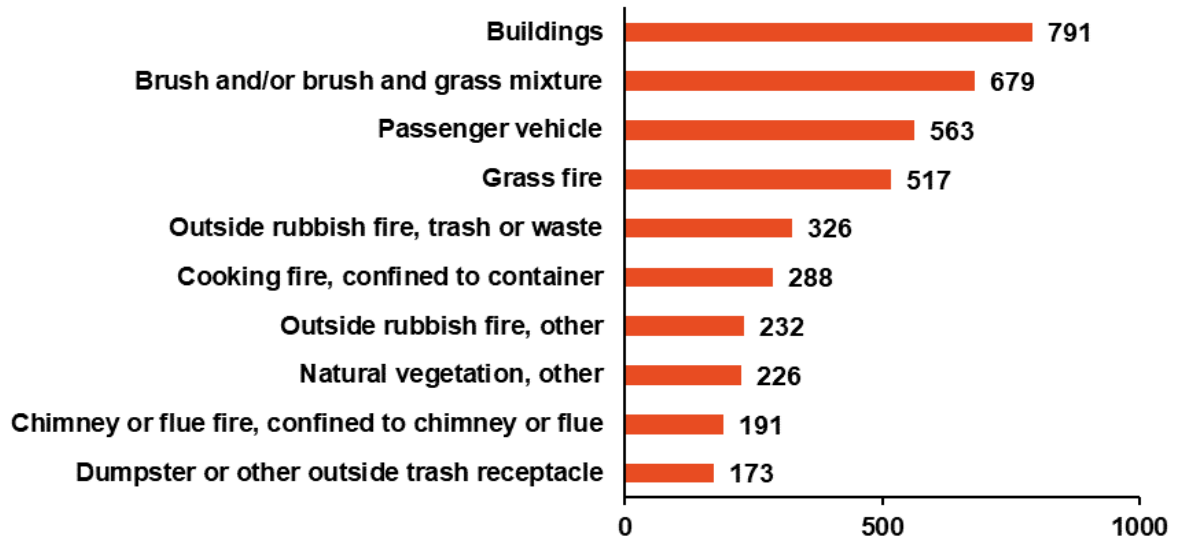


Fire Incidents by Day of Week

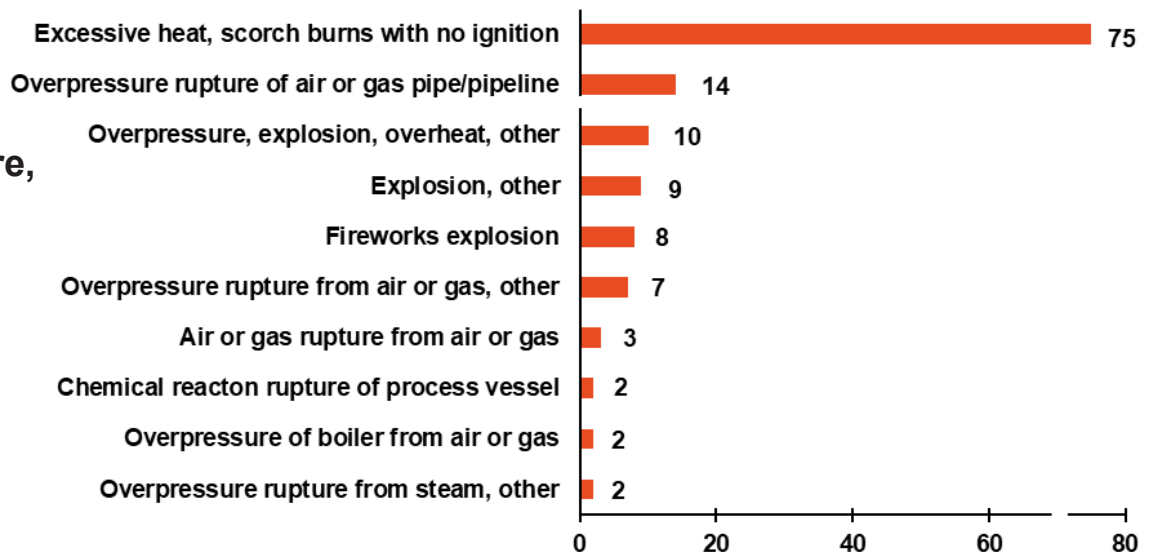


TOP 10 INCIDENT TYPES BY CATEGORIES

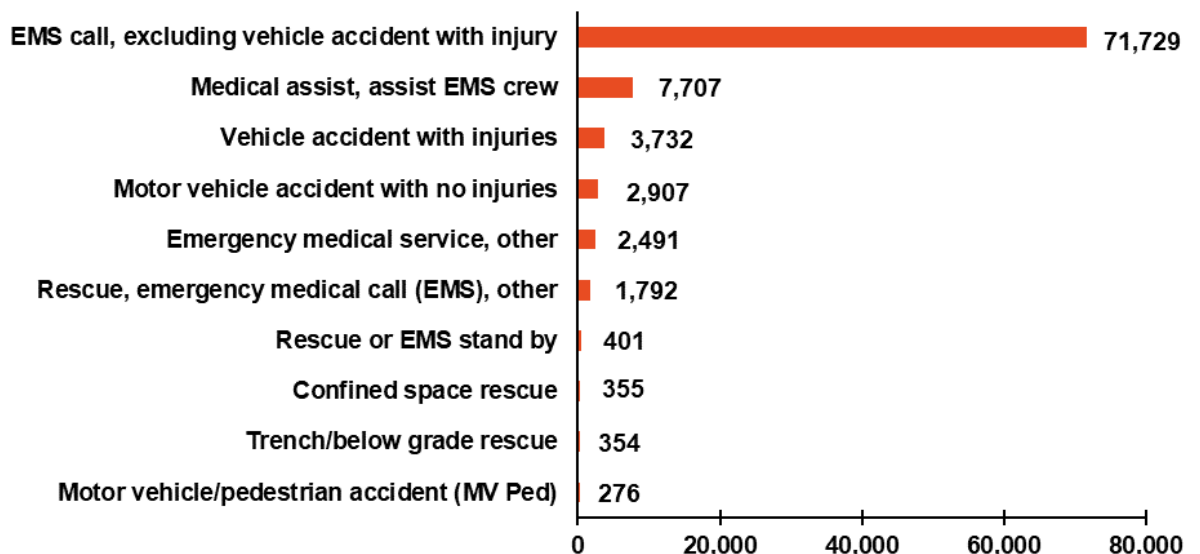
Fire



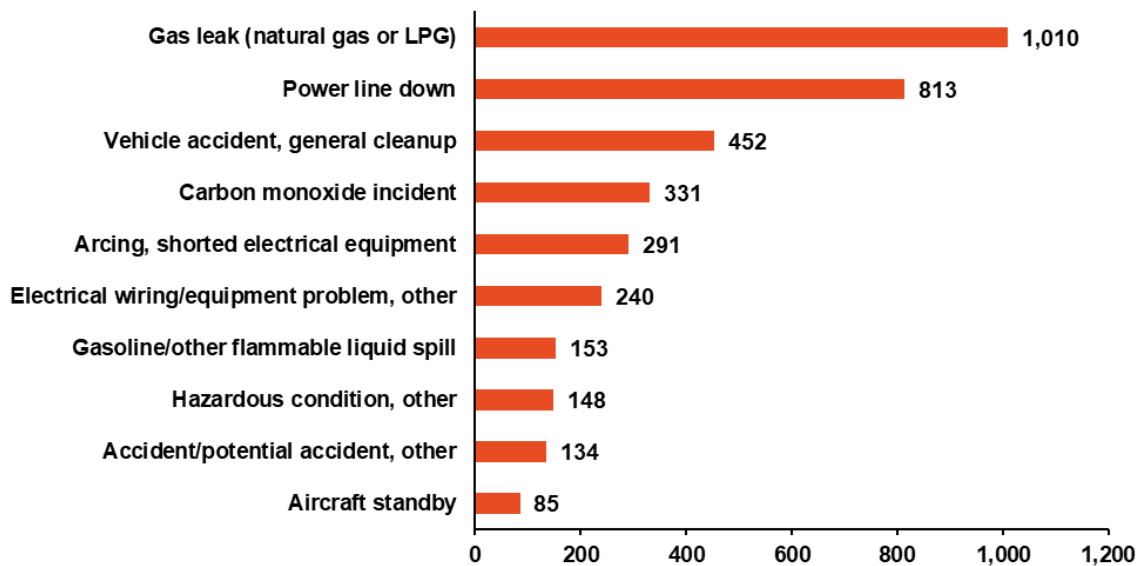
Overpressure, Explosion, Overheat (No Fire)



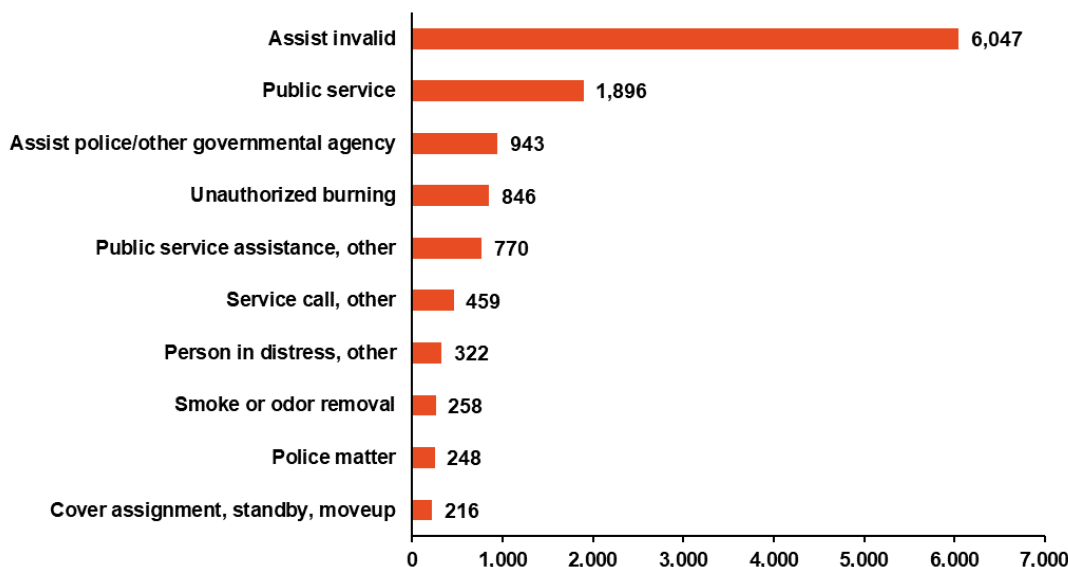
Rescue & EMS



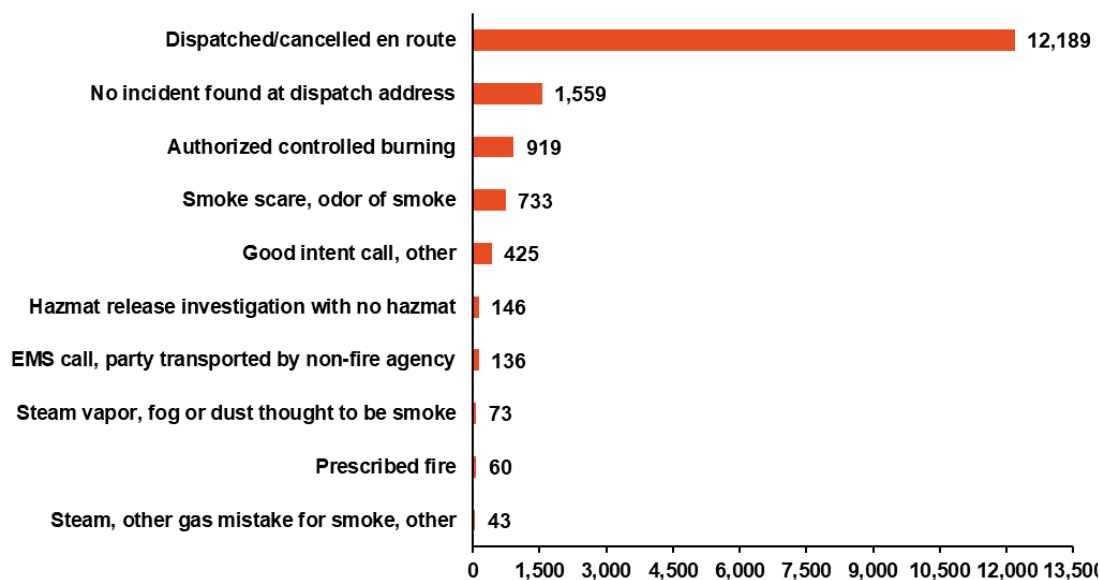
TOP 10 INCIDENT TYPES BY CATEGORIES



Hazardous Conditions (No Fire)

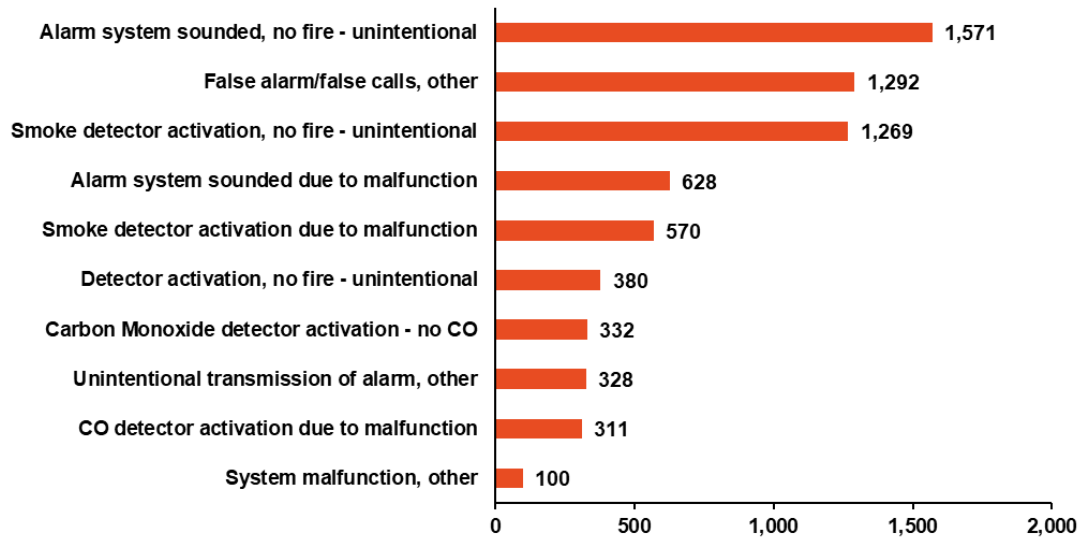


Service Calls

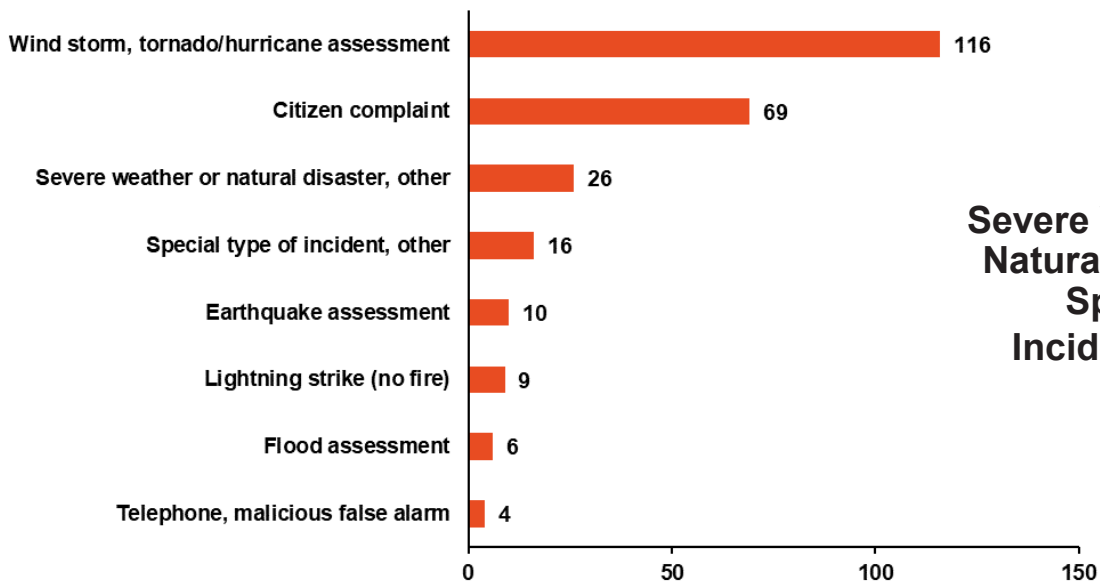


Good Intent

TOP 10 INCIDENT TYPES BY CATEGORIES



False Alarm/ Calls



Severe Weather or Natural Disaster/ Special Incident Type

2019 AND 2018 POPULATIONS AND INCIDENTS COMPARISON

(Population source: U.S. Census Bureau)

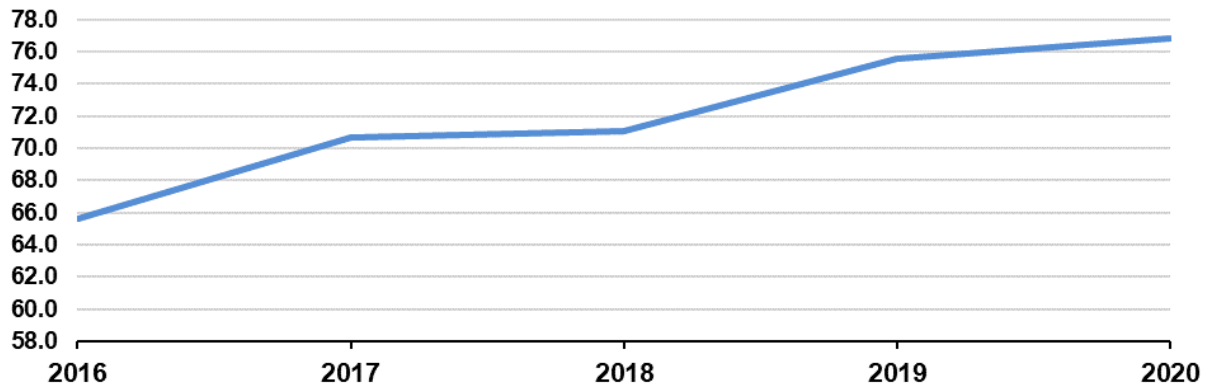
*2020 population has not been published

County	2019 Population	2018 Population	Difference	Total 2019 Incidents Reported	Total 2018 Incidents Reported	Difference	Total 2019 Fire Incidents Reported	Total 2018 Fire Incidents Reported	Difference
Ada	481,587	469,966	↑ 11,621	31,038	29,122	↑ 1,916	746	679	↑ 67
Adams	4,294	4,250	↑ 44	26	33	↓ -7	4	9	↓ -5
Bannock	87,808	87,138	↑ 670	9,222	9,179	↑ 43	135	211	↓ -76
Bear Lake	6,125	6,050	↑ 75	53	65	↓ -12	18	16	↑ 2
Benewah	9,298	9,226	↑ 72	667	579	↑ 88	50	50	0
Bingham	46,811	46,236	↑ 575	586	717	↓ -131	187	252	↓ -65
Blaine	23,021	22,601	↑ 420	2,582	2,643	↓ -61	103	92	↑ 11
Boise	7,831	7,634	↑ 197	480	426	↑ 54	45	44	↑ 1
Bonner	45,739	44,727	↑ 1,012	4,053	3,538	↑ 515	207	198	↑ 9
Bonneville	119,062	116,854	↑ 2,208	14,250	13,054	↑ 1,196	228	237	↓ -9
Boundary	12,245	11,948	↑ 297	422	415	↑ 7	53	57	↓ -4
Butte	2,597	2,611	↓ -14	52	20	↑ 32	19	10	↑ 9
Camas	1,106	1,127	↓ -21	-	1	↓ -1	0	1	↓ -1
Canyon	229,849	223,499	↑ 6,350	17,261	16,524	↑ 737	576	555	↑ 21
Caribou	7,155	7,060	↑ 95	40	59	↓ -19	23	34	↓ -11
Cassia	24,030	23,864	↑ 166	1,077	1,058	↑ 19	106	113	↓ -7
Clark	845	852	↓ -7	0	0	0	0	0	0
Clearwater	8,756	8,758	↓ -2	189	40	↑ 149	41	29	↑ 12
Custer	4,315	4,280	↑ 35	62	62	0	21	29	↓ -8
Elmore	27,511	27,259	↑ 252	268	296	↓ -28	92	109	↓ -17
Franklin	13,876	13,726	↑ 150	137	166	↓ -29	35	65	↓ -30
Fremont	13,099	13,168	↓ -69	101	98	↑ 3	36	47	↓ -11
Gem	18,112	17,634	↑ 478	471	441	↑ 30	122	119	↑ 3
Gooding	15,179	15,196	↓ -17	883	901	↓ -18	127	131	↓ -4
Idaho	16,667	16,513	↑ 154	122	141	↓ -19	65	73	↓ -8
Jefferson	29,871	29,439	↑ 432	203	253	↓ -50	91	149	↓ -58
Jerome	24,412	24,015	↑ 397	1,536	1,501	↑ 35	147	159	↓ -12
Kootenai	165,697	161,505	↑ 4,192	22,099	20,333	↑ 1,766	432	409	↑ 23
Latah	40,108	40,134	↓ -26	2,360	1,910	↑ 450	89	112	↓ -23
Lemhi	8,027	7,961	↑ 66	5	2	↑ 3	5	2	↑ 3
Lewis	3,838	3,861	↓ -23	35	371	↓ -336	15	11	↑ 4
Lincoln	5,366	5,360	↑ 6	74	0	0	20	0	↑ 20
Madison	39,907	39,304	↑ 603	631	793	↓ -162	85	80	↑ 5
Minidoka	21,039	20,825	↑ 214	1,147	1,165	↓ -18	87	106	↓ -19
Nez Perce	40,408	40,408	0	7,385	7,383	↑ 2	121	135	↓ -14
Oneida	4,531	4,488	↑ 43	32	29	↑ 3	30	27	↑ 3
Owyhee	11,823	11,693	↑ 130	275	193	↑ 82	132	98	↑ 34
Payette	23,951	23,551	↑ 400	1,990	1,712	↑ 278	120	114	↑ 6
Power	7,681	7,768	↓ -87	95	65	↑ 30	42	26	↑ 16
Shoshone	12,882	12,796	↑ 86	1,734	1,686	↑ 48	107	94	↑ 13
Teton	12,142	11,640	↑ 502	662	702	↓ -40	52	44	↑ 8
Twin Falls	86,878	86,081	↑ 797	8,527	7,494	↑ 1,033	269	279	↓ -10
Valley	11,392	11,041	↑ 351	2,027	1,769	↑ 258	66	58	↑ 8
Washington	10,194	10,161	↑ 33	130	102	↑ 28	37	30	↑ 7
TOTALS	1,787,065	1,754,208	↑ 32,857	134,989	127,041	↑ 7,948	4,986	5,093	↓ -107

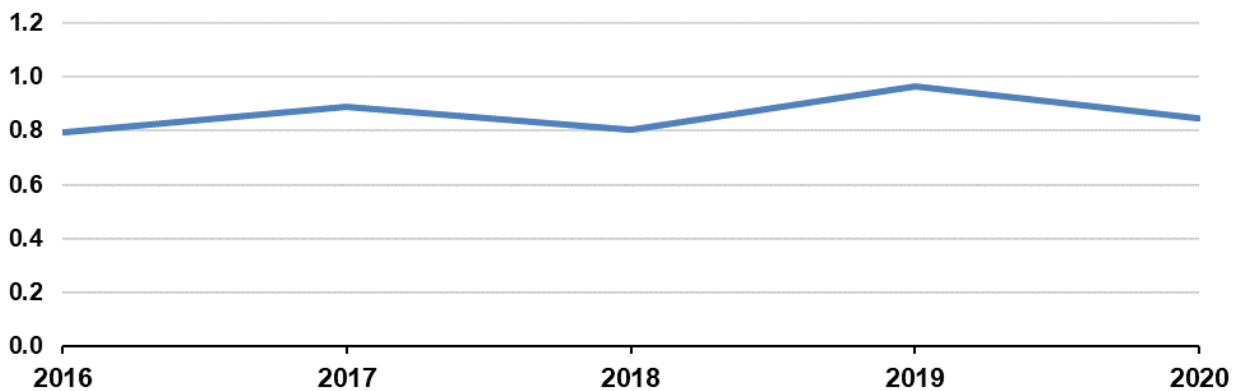
FIVE-YEAR TRENDS

Population is based off 2019

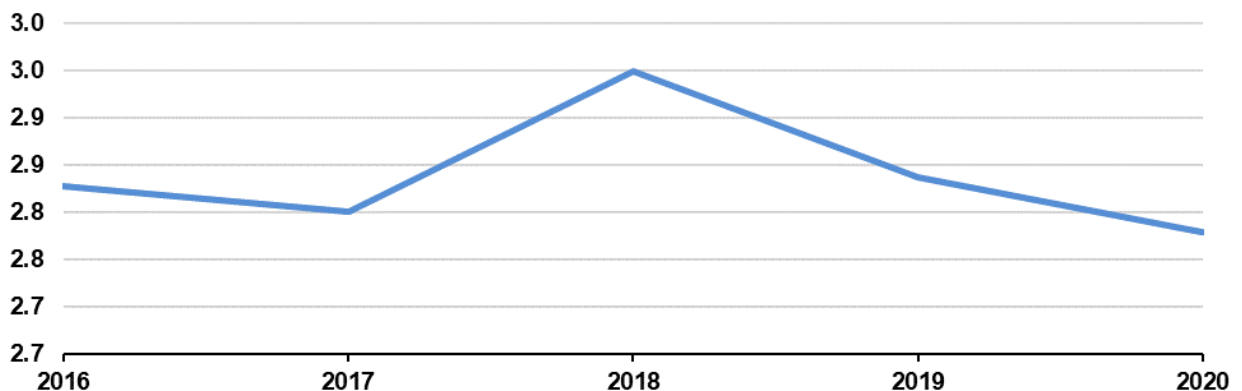
Incidents per 1,000 Population



Structure Fire Incidents per 1,000 Population

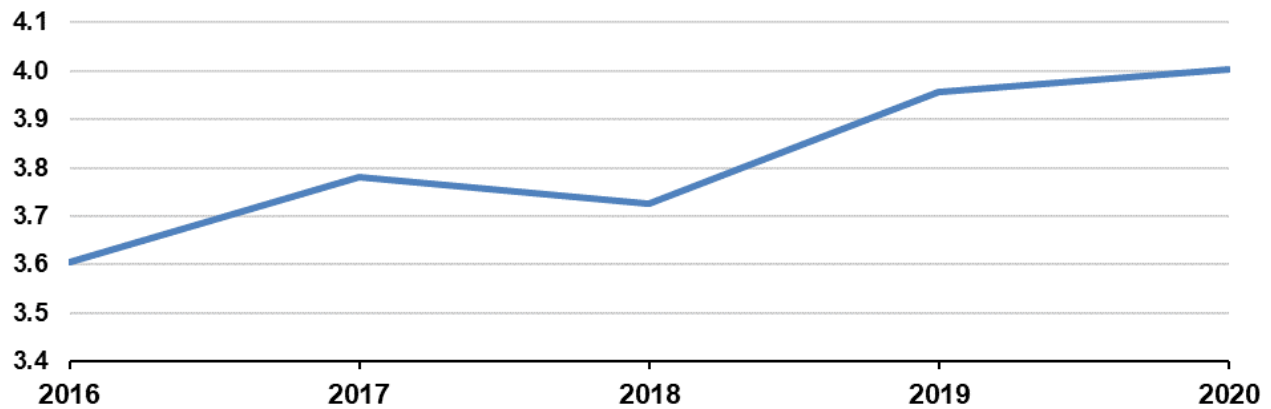


Fire Incidents per 1,000 Population

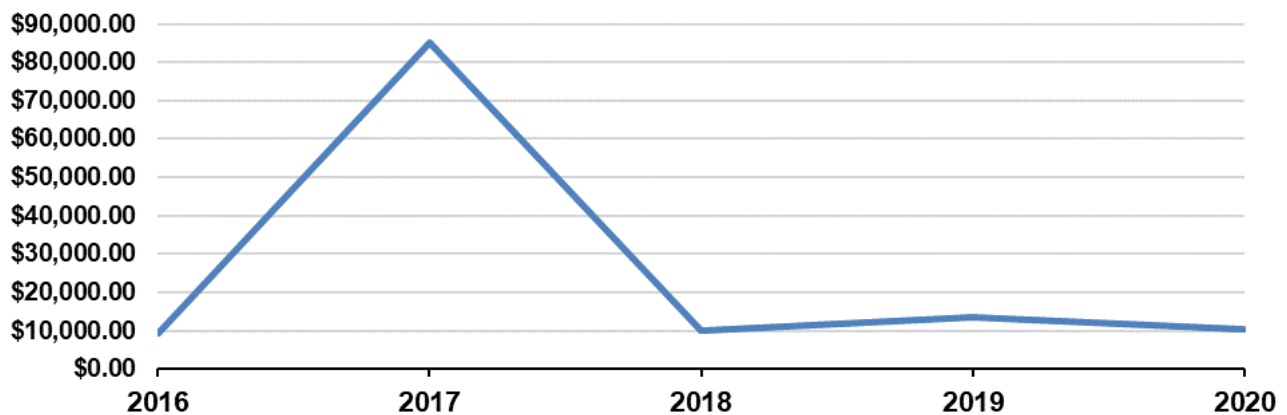


FIVE-YEAR TRENDS

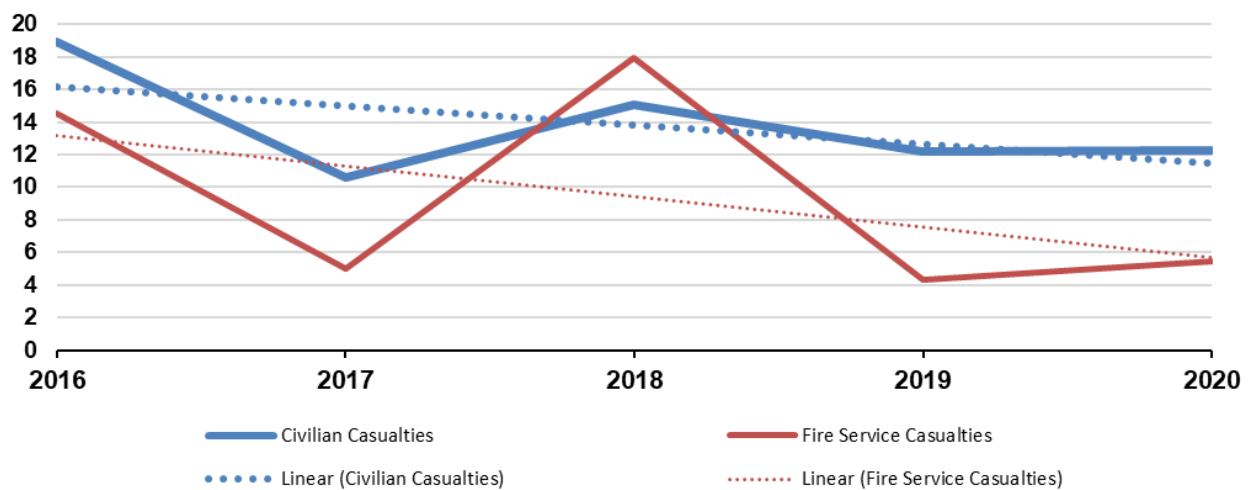
False Call Incidents per 1,000 Population



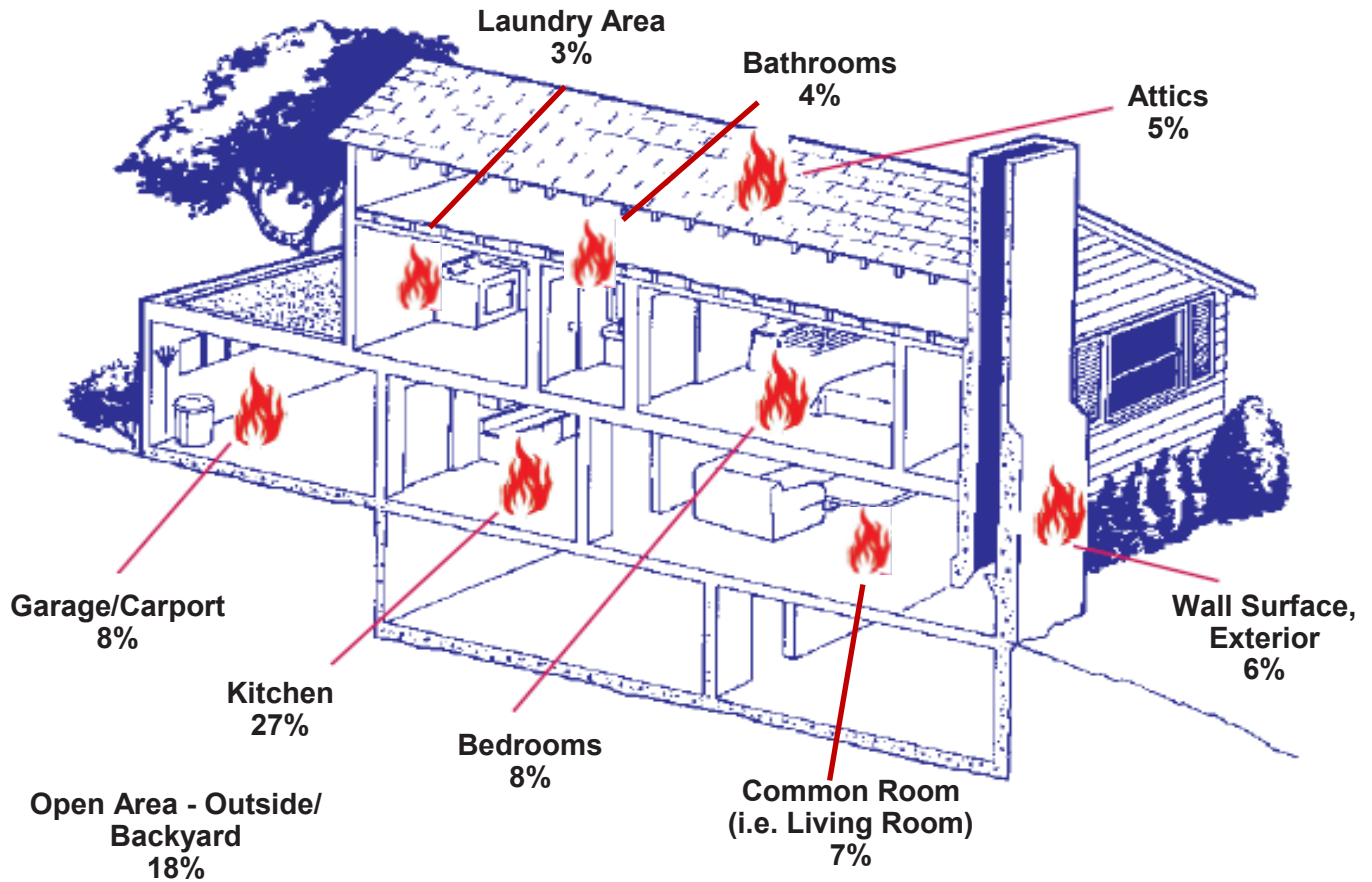
Average Dollar Loss per Fire Incident



Civilian and Fire Service Casualties per 1,000 Fire Incidents



MOST FREQUENT RESIDENTIAL STRUCTURE FIRES



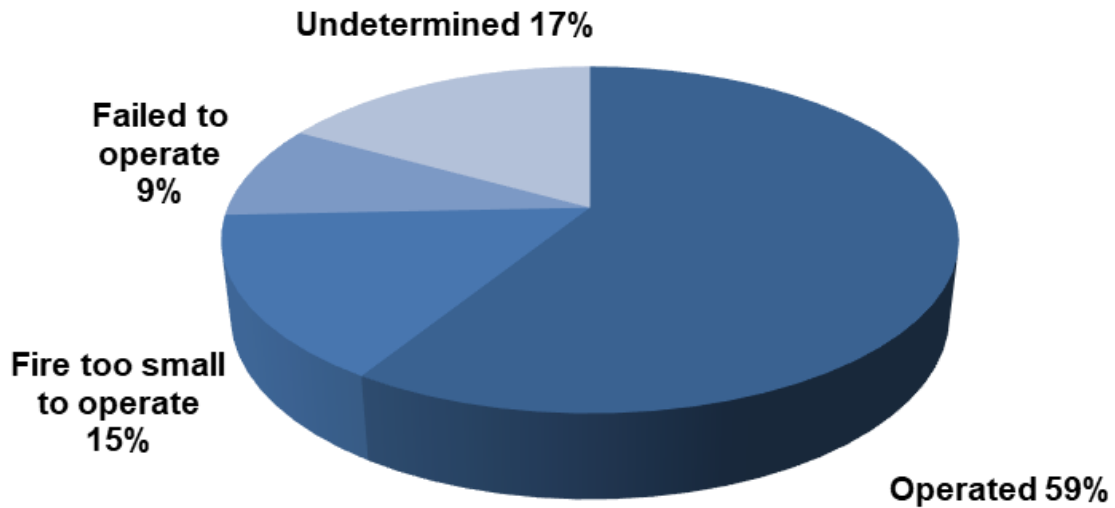
Area of Origin	Incident Count	Dollar Loss
Attics	31	\$2,031,700
Bathrooms	22	\$337,680
Bedrooms	47	\$934,109
Common Room, Den, Family Room	41	\$3,175,527
Courtyard, Patio, Terrace	44	\$851,620
Exterior Balcony, Unenclosed Porch	28	\$1,293,300
Garage/Carport	47	\$4,268,800
Kitchen	167	\$1,210,165
Laundry Area	17	\$359,600
Open Area—Outside/Backyard	113	\$507,250
Wall Assembly	27	\$702,440
Wall Surface—Exterior	40	\$1,428,710
Total	624	\$17,100,901

STRUCTURE FIRES BY PROPERTY TYPE

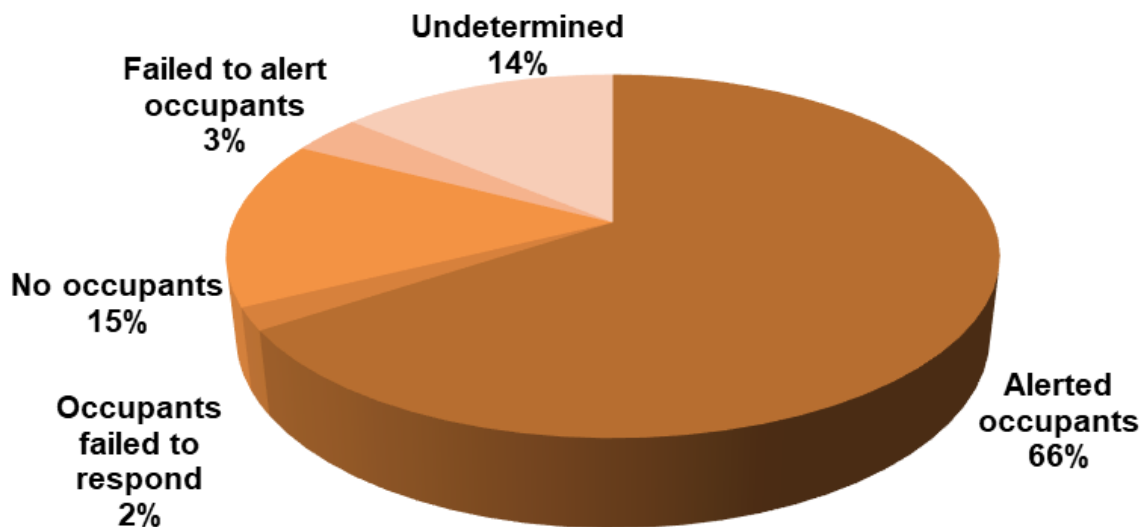
	Type	Incident Count	Dollar Loss
Assembly	Church, stadium, clubs, convention center, restaurant, museum	102	\$643,550
Educational	Schools and daycare in commercial property	21	\$85,650
Health care/ Detention/ Correction	Nursing homes, mental health facilities, hospitals, police stations, jails/prisons	19	\$38,700
Residential	1 or 2 family dwelling, apartment, hotel/motel, dormitory	1,796	\$31,153,608
Mercantile/ Business	Retail and grocery stores, gas stations, barber shops, dry cleaners, banks, repair shops	147	\$2,738,195
Utility/Defense/ Agriculture	Crops, livestock production, forest/woodland, sanitation utility	811	\$3,119,278
Manufacturing	Processing	45	\$2,211,100
Storage	Outbuildings, shed, livestock storage, parking garage, warehouse, self storage units	230	\$5,130,035
Outside/Special property	Open land, landfill, construction site, roads, parking lot	2,593	\$9,521,137
Other		99	\$325,401
Total		5,863	\$54,966,654

SMOKE DETECTOR PERFORMANCE

Detector Operation

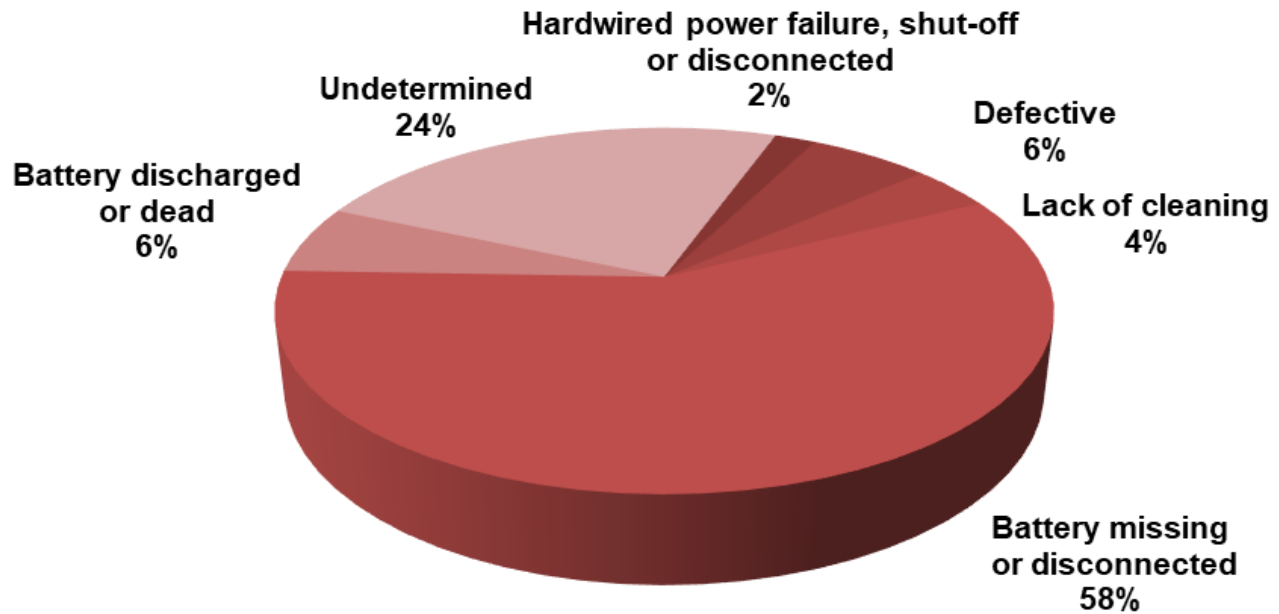


Detector Effectiveness

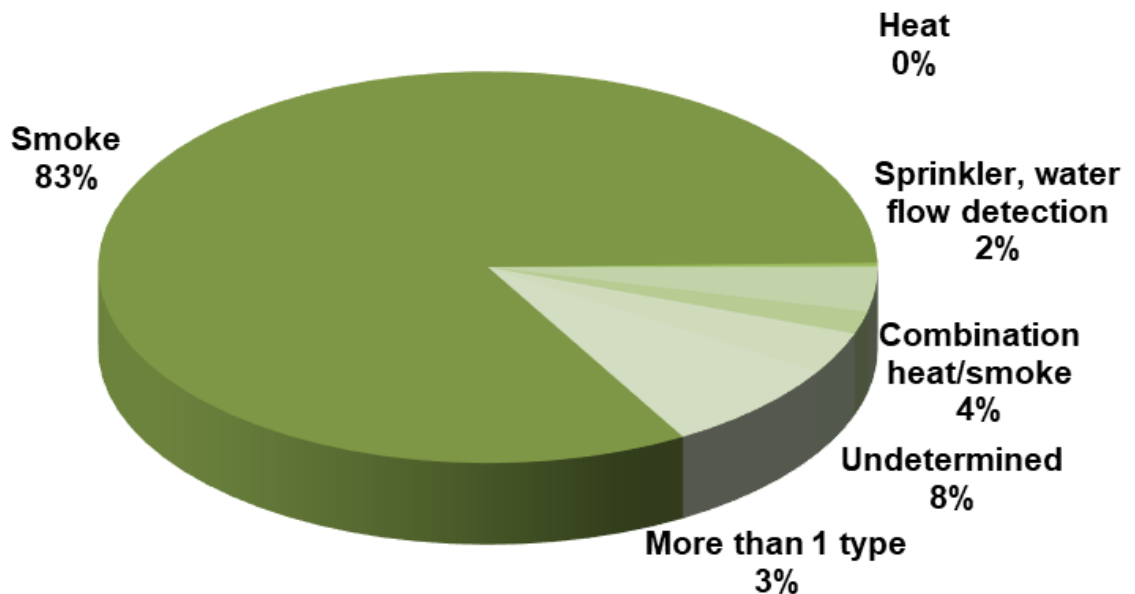


SMOKE DETECTOR PERFORMANCE

Detector Failure

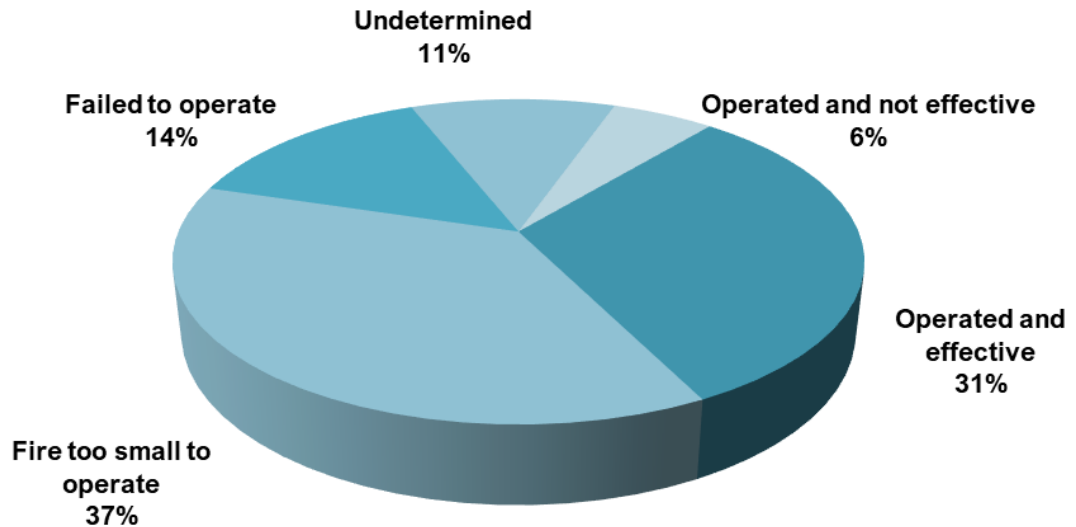


Detector Type

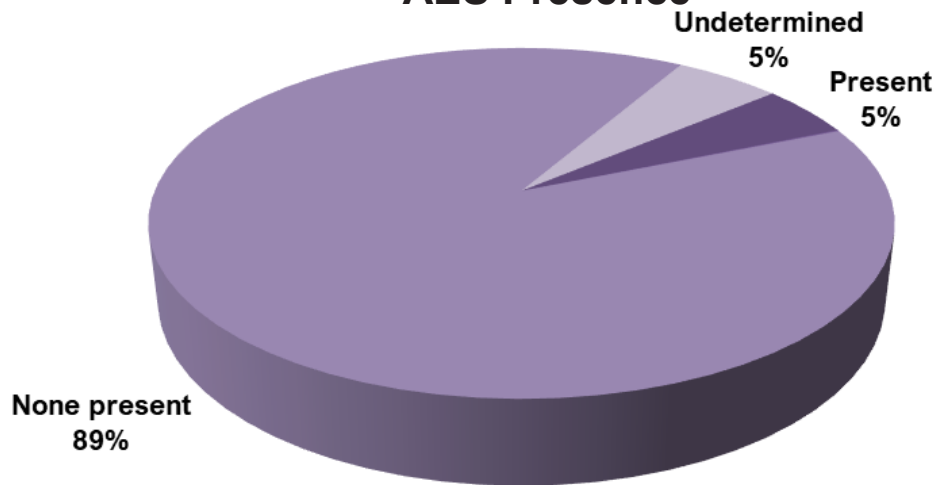


AUTOMATIC EXTINGUISHING SYSTEMS (AES)

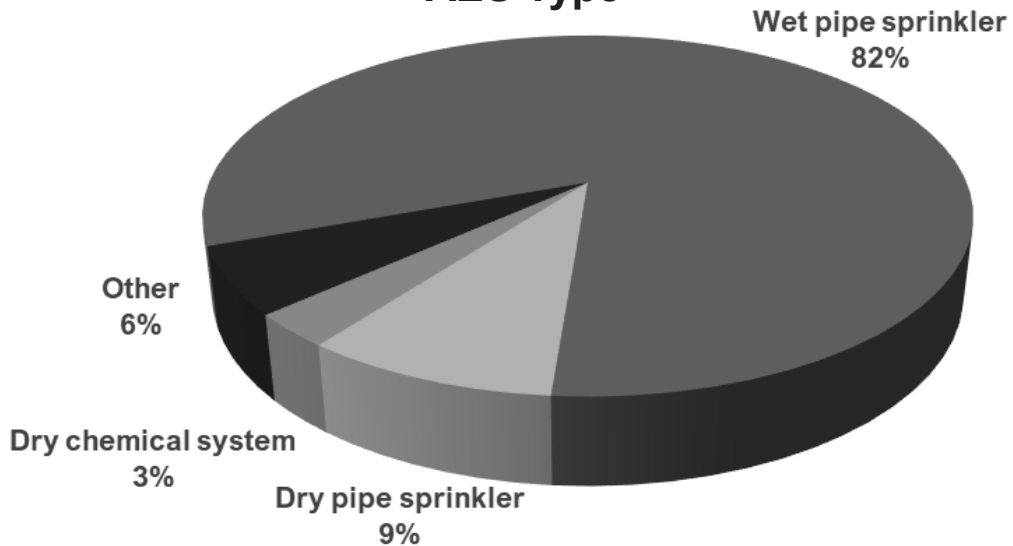
AES Operation



AES Presence

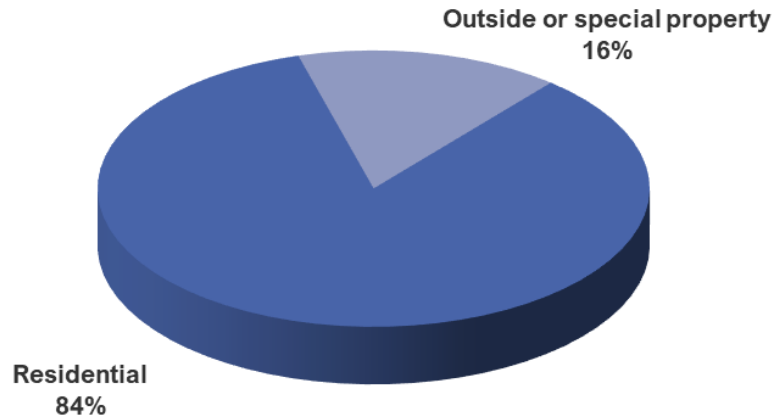


AES Type

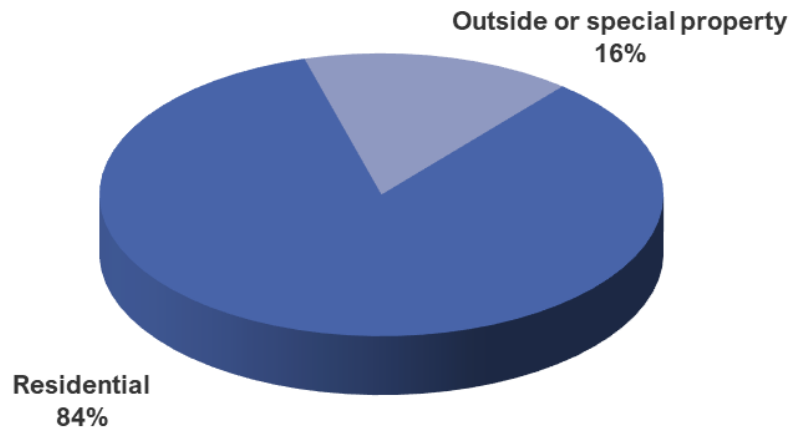


CIVILIAN CASUALTIES

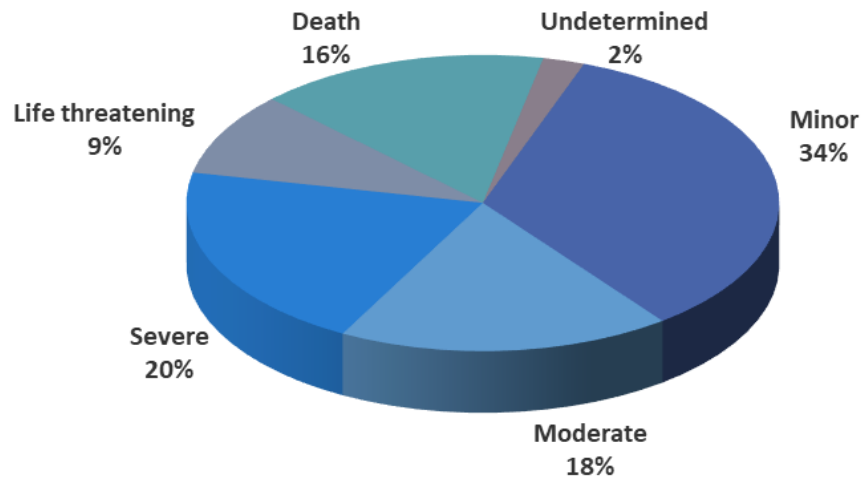
Civilian Fatalities by Property Use



Civilian Injuries by Property Use

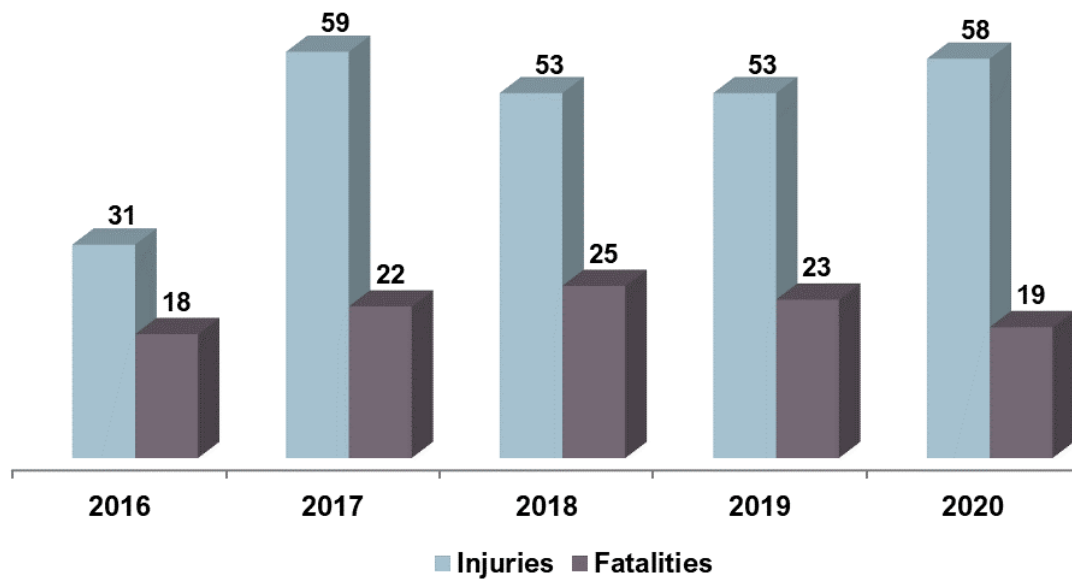


Civilian Casualties by Severity



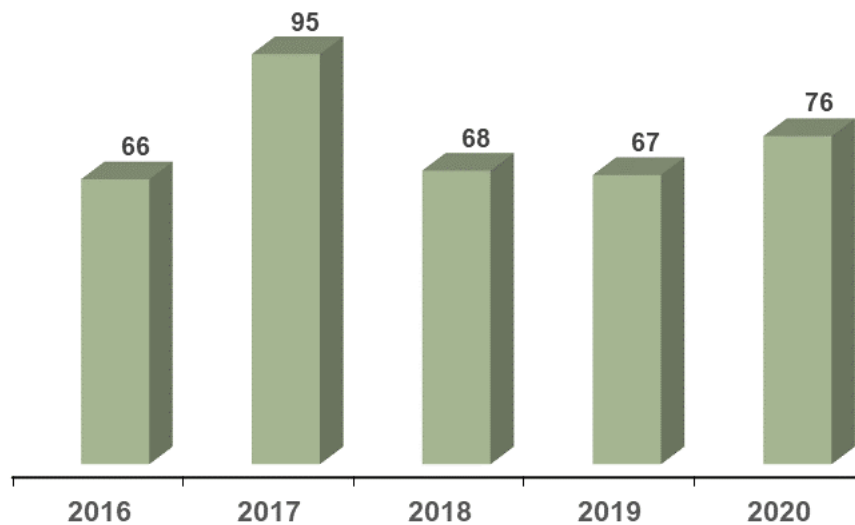
CIVILIAN CASUALTIES

Civilian Casualties for the Last Five Years

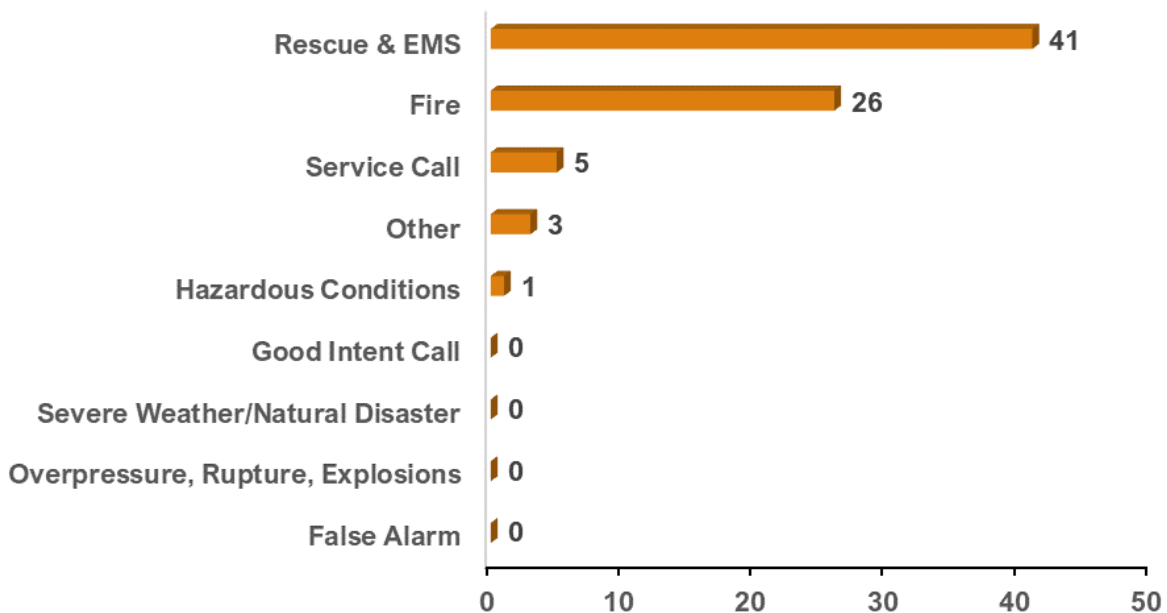


FIRE SERVICE CASUALTIES

Fire Service Injuries for the Last Five Years



Fire Service Injuries by Incident Type



FIRE DEPARTMENT PERSONNEL AND FUNDING

FDID	FIRE DEPARTMENT	COUNTY	POPULATION PROTECTED	CAREER FIREFIGHTERS	VOLUNTEERS	MAIN FUNDING RESOURCE
01100	Boise Fire Department	Ada	270,638	246	0	Tax
01344	Eagle Fire Department	Ada	34,000	42	20	Tax
01248	IDOC Fire Department	Ada	6,000	0	20	Tax
01246	Kuna Rural Fire District	Ada	23,323	12	8	Tax
01313	Meridian Fire Department	Ada	108,372	77	0	Tax
01342	Star Fire Protection District	Ada	10,924	16	0	Tax
03338	Bear Fire District	Adams	37	0	12	Grants
03320	Council Valley Volunteer Fire Department	Adams	1,681	0	15	Tax
03334	Indian Valley Rural Fire Department	Adams	355	0	23	Tax
03340	Meadows Valley Fire Protection District	Adams	1,418	0	12	Tax
05322	Arimo Fire Department	Bannock	748	0	15	Tax
05207	Chubbuck Fire Department	Bannock	15,000	10	20	Tax
05326	Downey Fire District	Bannock	1,220	0	0	Tax
05328	Inkom Fire Department	Bannock	887	0	18	Tax
05329	Lava Hot Springs Volunteer Fire Department	Bannock	888	0	18	Tax
05340	McCammon Fire Department	Bannock	1,429	0	10	Tax
05323	North Bannock Fire District	Bannock	6,663	1	17	Tax
05101	Pocatello Fire Department	Bannock	55,193	83	0	Tax
05331	Pocatello Valley Fire Protection District	Bannock	2,373	0	0	Tax
07333	Bear Lake County Fire District	Bear Lake	3,332	0	0	Tax
07301	Montpelier Fire Department	Bear Lake	2,526	0	21	Tax
09320	Emida Fire Protection District	Benewah	235	0	12	Tax
09330	Fernwood Fire Protection District	Benewah	570	0	15	Tax
09302	Gateway Fire Protection District	Benewah	1,689	1	12	Tax
09366	St. Maries Fire Protection District	Benewah	5,123	2	35	Tax
09335	Tensed Rural Fire District	Benewah	570	0	16	Tax
11303	Aberdeen/Springfield Fire District	Bingham	4,196	0	25	Tax
11360	Atomic City Fire Department	Bingham	26	0	11	Tax
11101	Blackfoot Fire Department	Bingham	18,999	29	10	Tax
11357	Firth Rural Fire District	Bingham	2,536	0	20	Tax
11334	Fort Hall Fire & EMS District	Bingham	6,500	20	4	Tribal Funds
11355	Shelley Rural Fire District	Bingham	10,000	0	20	Tax
13302	Bellevue Fire Department	Blaine	2,326	0	17	Tax
13354	Carey Rural Fire Protection District	Blaine	1,357	0	14	Tax
13301	Hailey Fire Department	Blaine	8,282	1	29	Tax
13203	Ketchum Fire Department	Blaine	4,592	11	43	Tax
13308	Smiley Creek Rural Fire Protection District	Blaine	13	0	14	Tax
13306	Sun Valley Fire Department	Blaine	1,438	2	22	Tax
13334	Wood River Fire & Rescue	Blaine	2,062	10	34	Tax
15309	Centerville Volunteer Fire Department	Boise	375	0	9	Donations
15330	Clear Creek Volunteer Fire Department	Boise	520	0	20	Donations
15311	Garden Valley Fire Protection District	Boise	1,688	2	28	Tax

FIRE DEPARTMENT PERSONNEL AND FUNDING

FDID	FIRE DEPARTMENT	COUNTY	POPULATION PROTECTED	CAREER FIREFIGHTERS	VOLUNTEERS	MAIN FUNDING RESOURCE
15345	Horseshoe Bend Fire Protection District	Boise	1,449	0	19	Tax
15324	Idaho City Volunteer Fire Department	Boise	425	0	12	Tax
15342	Lowman Volunteer Fire District	Boise	300	0	12	Subscription Dues
15301	Placerville Fire Protection District	Boise	196	0	18	Tax
15313	Robie Creek Volunteer Fire Department	Boise	1,162	0	16	Subscription Dues
15335	Thorn Creek Volunteer Fire Department	Boise	650	0	12	Subscription Dues
15340	Wilderness Ranch Fire Protection District	Boise	829	1	31	Tax
17314	Clark Fork Fire & Rescue	Bonner	561	0	14	Tax
17344	Coolin-Cavanaugh Bay Fire Protection District	Bonner	209	0	35	Tax
17345	Kilroy Bay-Pine Cove Fire Department	Bonner	0	0	10	Tax
17339	North of the Narrows Fire District	Bonner	300	1	30	Tax
17333	Northside Fire District	Bonner	7,713	3	25	Tax
17360	Sam Owen Fire District	Bonner	1,500	0	18	Tax
17349	Schweitzer Fire District	Bonner	165	2	10	Tax
17346	Selkirk Fire, Rescue & EMS	Bonner	16,597	24	26	Tax
17361	Upper Pack River Volunteer Fire District	Bonner	0	0	0	Tax
17337	West Pend Oreille Fire District	Bonner	5,475	0	45	Tax
17319	West Priest Lake Fire District	Bonner	537	0	20	Tax
19315	Ammon Fire Department	Bonneville	15,540	5	35	Tax
19340	Greater Swan Valley Fire Protection District 2	Bonneville	590	1	19	Tax
19101	Idaho Falls Fire Department	Bonneville	61,076	107	0	Tax
19317	Ucon Fire Department	Bonneville	1,144	0	21	Tax
21301	Bonnors Ferry Fire Department	Boundary	2,603	0	24	Tax
21333	Curley Creek Volunteer Fire Department	Boundary	300	0	15	Tax
21344	Hall Mountain Volunteer Fire Department	Boundary	1,600	0	18	Subscription Dues
21315	Moyie Springs Fire Department	Boundary	750	0	9	Tax
21341	North Bench Fire District	Boundary	3,000	1	21	Subscription Dues
21348	Paradise Valley Fire District	Boundary	1,959	0	12	Tax
21346	South Boundary Fire Protection District	Boundary	1,338	1	24	Tax
23316	Arco Fire Department	Butte	1,500	0	13	Tax
23341	Lost River Fire Protection District	Butte	2,000	0	12	Tax
25301	Fairfield Fire Department	Camas	402	0	15	Tax
25340	West Magic Fire District	Camas	120	0	5	Tax
27211	Caldwell Fire Department	Canyon	64,518	42	0	Tax
27344	Melba Rural Fire Protection District	Canyon	4,000	0	30	Tax
27336	Middleton Rural Fire District	Canyon	21,600	9	41	Tax
27101	Nampa Fire Department	Canyon	108,000	80	0	Tax
27338	Parma Rural Fire Protection District	Canyon	10,000	3	30	Tax
27339	Upper Deer Flat Fire Department	Canyon	0	0	22	Tax
27307	Wilder Rural Fire Protection District	Canyon	4,100	7	9	Tax

FIRE DEPARTMENT PERSONNEL AND FUNDING

FDID	FIRE DEPARTMENT	COUNTY	POPULATION PROTECTED	CAREER FIREFIGHTERS	VOLUNTEERS	MAIN FUNDING RESOURCE
29306	Bancroft Volunteer Fire Department	Caribou	500	0	16	Tax
29305	Caribou County Fire Department	Caribou	6,000	0	15	Tax
29309	Grace Fire Department	Caribou	960	0	14	Tax
29301	Soda Springs Fire Department	Caribou	3,300	0	16	Tax
31343	Ace Fire Protection Association	Cassia	500	0	12	Subscription Dues
31342	Albion Fire Protection District	Cassia	646	0	10	Tax
31201	Burley Fire Department	Cassia	19,578	10	25	Tax
31334	Declo Fire Department	Cassia	359	0	11	Tax
31340	Oakley Fire Department	Cassia	1,400	0	10	Tax
31338	Raft River Fire Protection District	Cassia	1,148	0	18	Tax
33329	Dubois City Fire Department	Clark	602	0	17	Tax
35301	Elk River Volunteer Fire Department	Clearwater	125	0	8	Fundraisers
35341	Evergreen Rural Fire District	Clearwater	400	0	0	Tax
35330	Grangemont Rural Fire District	Clearwater	180	0	0	Tax
35303	Orofino Fire Department	Clearwater	4,000	1	22	Tax
35309	Pierce Volunteer Fire Department	Clearwater	500	0	10	Tax
35338	Sunnyside Rural Fire District	Clearwater	425	0	20	Tax
35305	Twin Ridge Rural Fire District	Clearwater	500	0	25	Tax
35344	Upper Fords Creek Rural Fire District	Clearwater	300	0	0	Tax
35312	Weippe Fire Department	Clearwater	600	0	25	Tax
37334	North Custer Rural Fire District	Custer	2,500	0	50	Tax
37301	Sawtooth Valley Rural Fire Department	Custer	400	0	19	Tax
37354	South Custer Rural Fire District	Custer	1,000	0	30	Tax
39338	Atlanta Rural Fire Protection District	Elmore	40	0	9	Tax
39303	Glenns Ferry Fire Department	Elmore	1,278	0	0	Tax
39336	King Hill Rural Fire District	Elmore	1,144	0	17	Tax
39334	Mountain Home Rural Fire District	Elmore	20,000	2	31	Tax
39301	Mountain Home Volunteer Fire Department	Elmore	0	0	0	Tax
39309	Oasis Volunteer Fire Department	Elmore	180	0	24	Tax
41301	Franklin County Fire District	Franklin	13,224	1	25	Tax
43334	Island Park Fire Protection District	Fremont	2,000	0	24	Tax
43336	North Fremont Fire District	Fremont	3,500	0	22	Tax
43338	South Fremont Fire District	Fremont	7,500	0	23	Tax
45301	Emmett Fire Department	Gem	6,829	1	15	Tax
45334	Gem County Fire Protection District 1	Gem	9,261	1	30	Tax
45339	Gem County Fire Protection District 2	Gem	925	0	35	Tax
47341	Bliss Rural Fire District	Gooding	724	1	9	Tax
47301	Gooding City/Rural Fire Department	Gooding	6,579	1	21	Tax
47323	Hagerman Fire Protection District	Gooding	2,500	1	19	Tax
47303	Wendell Fire Department	Gooding	3,287	2	18	Tax
47335	Wendell Rural Fire District	Gooding	0	0	0	Tax

FIRE DEPARTMENT PERSONNEL AND FUNDING

FDID	FIRE DEPARTMENT	COUNTY	POPULATION PROTECTED	CAREER FIREFIGHTERS	VOLUNTEERS	MAIN FUNDING RESOURCE
49352	BPC Rural Fire Department	Idaho	1,200	0	18	Subscription Dues
49340	Carrot Ridge Volunteer Fire District	Idaho	200	0	20	Subscription Dues
49310	Cottonwood Volunteer Fire Department	Idaho	923	0	22	Tax
49335	Cottonwood Rural Fire District	Idaho	758	0	0	Tax
49316	Elk City Volunteer Fire Department	Idaho	400	0	6	Donations
49327	Ferdinand Fire Department	Idaho	160	0	12	Tax
49375	Glenwood/Caribel Volunteer Fire Department	Idaho	680	0	17	Tax
49308	Grangeville City Fire Department	Idaho	0	0	20	Tax
49334	Grangeville Rural Fire District	Idaho	0	0	0	Tax
49362	Harpster Fire Protection District	Idaho	200	0	19	Tax
49330	Kooskia Fire Department	Idaho	3,000	0	16	Tax
49336	Ridge Runner Fire Department	Idaho	800	0	15	Grants
49350	Riggins Fire Department	Idaho	440	0	16	Tax
49370	Sesech Meadow Rural Fire District	Idaho	0	0	0	Subscription Dues
49338	Salmon River Rural Fire Department	Idaho	2,500	0	34	Subscription Dues
43929	Stites Fire Department	Idaho	300	0	10	Fundraisers
49377	White Bird Fire Department	Idaho	150	0	2	Tax
51334	Central Fire District	Jefferson	24,431	2	85	Tax
51337	Hamer Fire Protection District	Jefferson	0	0	0	Tax
51314	Roberts Fire District	Jefferson	0	0	0	Tax
51340	West Jefferson Fire Control District	Jefferson	3,500	0	25	Tax
53353	First Segregation Fire District	Jerome	2,855	1	10	Tax
53201	Jerome City Fire Department	Jerome	12,500	14	16	Tax
53333	Jerome Rural Fire District	Jerome	12,000	0	18	Tax
55201	Coeur d'Alene Fire Department	Kootenai	50,665	57	0	Tax
55360	East Side Fire Protection District	Kootenai	536	0	26	Tax
55346	Hauser Lake Fire Protection District	Kootenai	2,200	1	15	Tax
55234	Kootenai County Fire & Rescue	Kootenai	40,000	55	0	Tax
55209	Kootenai County Haz Mat	Kootenai	141,132	0	33	Tax
55354	Mica-Kidd Island Fire Protection District	Kootenai	2,100	2	31	Tax
55342	Northern Lakes Fire Protection District	Kootenai	37,000	33	6	Tax
55338	Spirit Lake Fire Protection District	Kootenai	8,250	9	14	Tax
55352	Timberlake Fire Protection District	Kootenai	9,000	7	15	Tax
55336	Worley Fire Protection District	Kootenai	2,700	8	9	Tax
57309	Bovill Fire Protection District	Latah	311	0	15	Tax
57342	Deary Rural Fire District	Latah	1,395	0	25	Tax
57303	Genesee City Fire Department	Latah	1,643	0	25	Tax
57338	Genesee Rural Fire Protection District	Latah	0	0	0	Tax
57307	Juliaetta Volunteer Fire Department	Latah	600	0	11	Tax
57306	Kendrick Volunteer Fire Department	Latah	0	0	10	Tax
57301	Moscow City Volunteer Fire Department	Latah	25,000	5	100	Tax
57334	Moscow Rural Fire District	Latah	0	0	0	Tax
57336	Potlatch Rural Fire District	Latah	3,500	0	35	Tax
57304	Troy Volunteer Fire Department	Latah	2,500	0	0	Tax

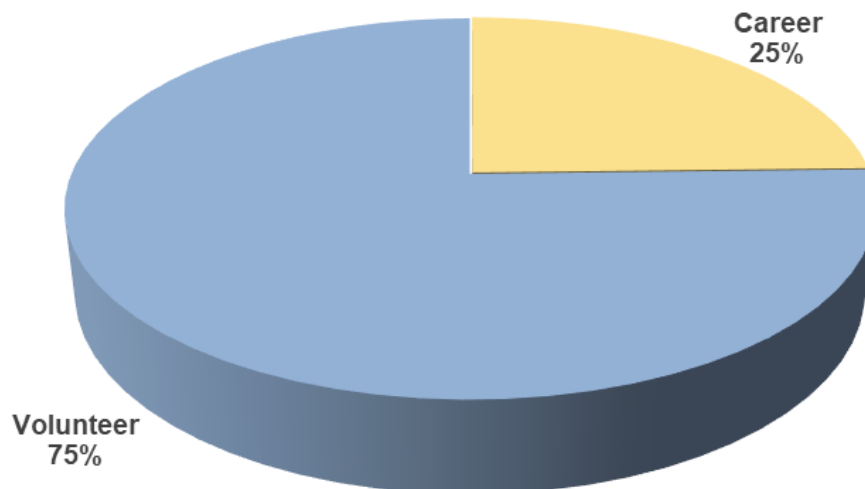
FIRE DEPARTMENT PERSONNEL AND FUNDING

FDID	FIRE DEPARTMENT	COUNTY	POPULATION PROTECTED	CAREER FIREFIGHTERS	VOLUNTEERS	MAIN FUNDING RESOURCE
59310	Elk Bend Fire Protection District	Lemhi	281	0	18	Tax
59315	Leadore Community Volunteer Fire Department	Lemhi	2,500	0	23	Tax
59330	Lemhi County Fire Protection District	Lemhi	6,500	0	41	Tax
59333	North Fork Fire Protection District	Lemhi	500	0	16	Tax
59351	Williams Lake Volunteer Fire Department	Lemhi	150	0	4	Subscription Dues
61304	Craigmont Fire Department	Lewis	503	0	15	Tax
61335	Kamiah Fire Department	Lewis	5,000	0	25	Tax
61334	Kamiah Rural Fire District	Lewis	0	0	0	Tax
61302	Nezperce City Fire Department	Lewis	1,500	0	0	Tax
61310	Nezperce Rural Fire Protection District	Lewis	1,500	0	0	Tax
61308	Winchester Volunteer Fire Department	Lewis	500	0	9	Tax
61312	Winchester Rural Fire District	Lewis	1,200	0	12	Tax
63306	Dietrich Fire District	Lincoln	788	0	19	Tax
63308	Richfield Fire Protection District	Lincoln	700	0	10	Tax
63301	Shoshone City/Rural Fire Department	Lincoln	0	0	14	Tax
65234	Madison Fire Department	Madison	40,000	20	50	Tax
67336	Minidoka County Fire Protection District	Minidoka	10,000	0	40	Tax
67301	Rupert City Fire & Rescue	Minidoka	5,900	1	24	Tax
67334	West End Fire Protection District	Minidoka	8,800	1	22	Tax
69347	Arrow Junction Fire Protection District	Nez Perce	300	0	21	Tax
69333	Big Canyon Fire District	Nez Perce	536	0	20	Tax
69311	Culdesac Volunteer Fire Department	Nez Perce	0	0	0	Tax
69306	Lapwai Fire Department	Nez Perce	1,200	0	10	Tax
69201	Lewiston Fire Department	Nez Perce	32,500	60	0	Tax
69344	Nez Perce County Fire Department	Nez Perce	10,000	0	16	Tax
69345	Wheatland Fire Protection District	Nez Perce	450	0	22	Tax
71301	Malad Volunteer Fire Department	Oneida	4,000	0	16	Tax
73340	Bruneau Fire Protection District	Owyhee	635	0	14	Tax
73338	Grand View Fire Department	Owyhee	3,000	0	15	Tax
73334	Homedale Fire Department	Owyhee	7,500	0	22	Tax
73336	Marsing Rural Fire District	Owyhee	20,000	0	30	Tax
73342	Murphy-Reynolds-Wilson Fire District	Owyhee	1,200	0	47	Tax
73320	Silver City Fire & Rescue	Owyhee	100	0	10	Donations
75302	Fruitland Fire Department	Payette	5,234	0	30	Tax
75336	New Plymouth Rural Fire Protection District	Payette	1,000	0	18	Tax
75301	Payette City Fire Department	Payette	9,000	5	20	Tax
75334	Payette Rural Fire District	Payette	9,500	0	25	Tax
75305	Sand Hollow Fire Protection District	Payette	700	0	12	Tax
77302	American Falls Fire Department	Power	4,280	0	15	Tax
77330	American Falls Rural Fire Protection District	Power	1,851	0	0	Tax
77306	Rockland Rural Fire District	Power	500	0	20	Tax

FIRE DEPARTMENT PERSONNEL AND FUNDING

FDID	FIRE DEPARTMENT	COUNTY	POPULATION PROTECTED	CAREER FIREFIGHTERS	VOLUNTEERS	MAIN FUNDING RESOURCE
79304	Mullan Volunteer Fire Department	Shoshone	690	0	23	Tax
79305	Prichard/Murray Volunteer Fire Department	Shoshone	500	0	15	Fundraisers
79236	Shoshone County Fire Protection District 1	Shoshone	4,500	7	20	Tax
79234	Shoshone County Fire Protection District 2	Shoshone	8,000	11	25	Tax
79316	Shoshone County Fire Protection District 3	Shoshone	150	0	12	Tax
79310	St. Joe Valley Fire District 4	Shoshone	1,000	0	12	Tax
81334	Teton County Fire & Rescue	Teton	11,500	25	10	Tax
83207	Buhl Fire Department	Twin Falls	8,817	7	18	Tax
83340	Castleford Fire Department	Twin Falls	1,525	0	0	Tax
83338	Filer Fire Department	Twin Falls	7,180	2	24	Tax
83334	Rock Creek Rural Fire Protection District	Twin Falls	15,000	7	24	Tax
83349	Salmon Tract Rural Fire Protection District	Twin Falls	2,500	0	21	Tax
83101	Twin Falls Fire Department	Twin Falls	52,500	39	0	Tax
85334	Cascade Rural Fire Protection District	Valley	2,093	5	29	Tax
85304	Donnelly Rural Fire Protection District	Valley	2,068	8	16	Tax
85340	High Valley Fire Protection Association	Valley	0	0	0	Tax
85339	McCall Fire Protection District	Valley	10,000	14	30	Tax
85310	Silver Creek Volunteer Fire District	Valley	15	0	10	Subscription Dues
85307	Southern Idaho Timber Protective Association	Valley	0	0	0	Tax
87330	Cambridge Fire Protection District	Washington	882	0	21	Tax
87336	Midvale Fire Protection District	Washington	750	0	25	Tax
87334	Weiser City Fire & Rescue	Washington	5,500	2	22	Tax
87301	Weiser Rural Fire District	Washington	4,000	0	28	Tax

*The information was compiled from surveys submitted by the fire departments.



FDID	FIRE DEPARTMENTS	FIRE DEPARTMENTS	FIRES	PRESSURE RUPTURES, EXPLOSIONS, OVERHEAT	RESCUE CALLS	HAZARDOUS CONDITIONS	SERVICE CALLS	GOOD INTENT	FALSE CALLS	SEVERE WEATHER/ NATURAL DISASTERS	OTHER INCIDENTS	TOTAL INCIDENTS	TOTAL FIRE DOLLAR LOSS	MUTUAL AID GIVEN	CIVILIAN INJURIES	CIVILIAN FATALITIES	FIRE SERVICE INJURIES	FIRE SERVICE FATALITIES
ADA COUNTY																		
01100	BOISE FIRE DEPARTMENT		370	26	12,425	485	2,471	2,777	1,346	9	9	19,918	\$2,989,197	3,574	6	0	3	0
01344	EAGLE FIRE DEPARTMENT		44	1	1,274	42	391	193	113	1	0	2,059	\$944,140	632	0	0	0	0
01248	IDAHO DEPT OF CORRECTIONS FIRE DEPARTMENT									No reports submitted for 2020								
01246	KUNA RURAL FIRE DISTRICT		68	0	1,111	41	165	255	80	0	0	1,720	\$1,054,300	69	0	0	0	0
01313	MERIDIAN FIRE DEPARTMENT		161	11	4,439	171	952	1,045	554	4	1	7,338	\$1,152,891	820	0	0	1	0
01342	STAR FIRE PROTECTION DISTRICT		36	0	446	29	200	111	47	1	0	870	\$193,700	160	0	0	0	0
TOTALS			679	38	19,695	768	4,179	4,381	2,140	15	10	31,905	\$6,314,228	5,255	6	0	4	0
ADAMS COUNTY																		
03386	BEAR FIRE DISTRICT									No reports submitted for 2020								
03320	COUNCIL VALLEY VOLUNTEER FIRE DEPARTMENT									No reports submitted for 2020								
03334	INDIAN VALLEY RURAL FIRE DEPARTMENT		9	0	3	0	0	2	0	0	0	14	\$5,000	17	0	0	0	0
03340	MEADOWS VALLEY RURAL FIRE DISTRICT		7	0	16	3	2	2	4	0	0	34	\$11,000	0	0	0	0	0
TOTALS			16	0	19	3	2	4	4	0	0	48	\$16,000	17	0	0	0	0
BANNOCK COUNTY																		
05322	ARIMO FIRE DEPARTMENT									No reports submitted for 2020								
05207	CHUBBUCK FIRE DEPARTMENT		27	3	1,061	23	42	94	76	1	1	1,328	\$3,900	10	1	0	0	0
05326	DOMINEY FIRE DISTRICT									No reports submitted for 2020								
05328	INKOM FIRE DEPARTMENT		5	0	0	5	8	6	3	1	0	28	\$0	37	0	0	0	0
05329	LAVA HOT SPRINGS VOLUNTEER FIRE DEPARTMENT		9	0	0	3	2	7	0	0	0	21	\$15,000	6	1	0	0	0
05340	MCCAMMON FIRE DEPARTMENT		11	0	1	4	2	4	2	0	0	24	\$0	4	0	0	0	0
05323	NORTH BANNOCK FIRE DISTRICT		25	0	10	12	9	14	11	0	0	81	\$95,300	24	1	0	1	0
05101	POCATELLO FIRE DEPARTMENT		123	2	6,569	157	118	563	280	11	9	7,852	\$602,076	8	5	0	7	0
05331	POCATELLO VALLEY FIRE PROTECTION DISTRICT		1	0	0	0	0	0	0	0	0	1	\$5,500	0	0	0	0	0
TOTALS			201	5	7,661	204	181	688	372	13	10	9,335	\$722,776	89	8	0	8	0
BEAR LAKE COUNTY																		
07333	BEAR LAKE COUNTY FIRE DISTRICT		12	0	15	3	2	2	1	0	1	36	\$99,000	2	0	0	0	0
07301	MONTPELLIER FIRE DEPARTMENT		1	1	3	5	1	1	2	0	0	14	\$1,000	3	0	0	0	0
TOTALS			13	1	18	8	3	3	3	0	1	50	\$100,000	5	0	0	0	0
BENEWAH COUNTY																		
09320	EMIDA FIRE PROTECTION DISTRICT		2	0	0	0	0	2	0	0	0	4	\$0	3	0	0	0	0
09330	FERNWOOD FIRE PROTECTION DISTRICT									No reports submitted for 2020								
09302	GATEWAY FIRE PROTECTION DISTRICT		26	1	391	7	1	19	3	0	0	448	\$0	27	0	0	0	0
09366	ST. MARIES FIRE PROTECTION DISTRICT		46	0	76	9	13	52	7	0	0	203	\$211,000	6	2	0	0	0
09335	TENSED RURAL FIRE DISTRICT									No reports submitted for 2020								
TOTALS			74	1	467	16	14	73	10	0	0	655	\$211,000	36	2	0	0	0
BINGHAM COUNTY																		
11303	ABERDEENSPRINGFIELD FIRE DISTRICT									No reports submitted for 2020								
11360	ATOMIC CITY FIRE DEPARTMENT									No reports submitted for 2020								
11101	BLACKFOOT FIRE DEPARTMENT		202	1	1,235	134	33	100	161	2	8	1,876	\$711,780	13	0	0	0	0
11334	FORT HALL FIRE & EMS DISTRICT									No reports submitted for 2020								
11355	SHELLEY RURAL FIRE DISTRICT		18	0	14	1	3	6	3	0	0	45	\$2,500	0	1	1	0	0
11357	FIRTH RURAL FIRE DISTRICT		27	0	3	5	3	10	2	0	0	50	\$200,000	26	0	0	0	0
TOTALS			247	1	1,252	140	39	116	166	2	8	1,971	\$914,280	39	1	1	0	0

FDID	FIRE DEPARTMENTS	FIRES	PRESSURE RUPTURES, EXPLOSIONS, OVERHEAT	RESCUE CALLS	HAZARDOUS CONDITIONS	SERVICE CALLS	GOOD INTENT	FALSE CALLS	SEVERE WEATHER/ NATURAL DISASTERS	OTHER INCIDENTS	TOTAL INCIDENTS	TOTAL FIRE DOLLAR LOSS	MUTUAL AID GIVEN	CIVILIAN INJURIES	CIVILIAN FATALITIES	FIRE SERVICE INJURIES	FIRE SERVICE FATALITIES
BLAINE COUNTY																	
13302	BELLEVUE FIRE DEPARTMENT	10	0	0	0	15	2	3	3	0	33	\$17,550	32	0	0	0	0
13364	CAREY RURAL FIRE PROTECTION DISTRICT	12	0	27	8	0	6	1	0	0	54	\$750	8	0	0	0	0
13301	HAILEY FIRE DEPARTMENT	31	0	300	29	19	26	46	1	4	456	\$1,764,000	33	0	0	0	0
13203	KETCHUM FIRE DEPARTMENT	7	6	579	39	45	73	123	2	2	876	\$11,050	52	0	0	0	0
13308	SMILEY CREEK RURAL FIRE PROTECTION DISTRICT	0	0	0	0	0	0	0	0	0	0	\$0	0	0	0	0	0
13306	SUN VALLEY FIRE DEPARTMENT	31	0	149	25	23	43	122	1	1	395	\$1,729,100	35	0	0	0	0
13334	WOOD RIVER FIRE & RESCUE	31	0	633	13	12	78	11	5	1	784	\$47,000	37	0	0	1	0
TOTALS		122	6	1,698	129	101	229	306	9	8	2,598	\$3,569,450	197	0	0	1	0
BOISE COUNTY																	
15309	CENTERVILLE VOLUNTEER FIRE DEPARTMENT	2	0	8	0	1	2	0	0	0	13	\$0	0	0	0	0	0
15330	CLEAR CREEK VOLUNTEER FIRE DEPARTMENT	13	0	21	0	1	4	0	1	0	40	\$0	3	0	0	0	0
15311	GARDEN VALLEY FIRE PROTECTION DISTRICT	16	0	251	4	24	17	2	0	0	314	\$67,800	3	0	0	0	0
15345	HORSESHOE BEND FIRE PROTECTION DISTRICT	9	1	31	25	6	13	1	0	0	86	\$0	12	0	0	0	0
15324	IDAHO CITY VOLUNTEER FIRE DEPARTMENT	9	0	46	3	1	7	0	0	0	66	\$25,000	0	0	0	0	0
15342	LOWMAN VOLUNTEER FIRE DISTRICT	4	0	8	0	0	0	0	0	0	12	\$0	0	0	0	0	0
15301	PLACERVILLE FIRE PROTECTION DISTRICT	3	0	9	1	14	5	1	0	0	33	\$0	15	1	0	0	0
15313	ROBIE CREEK VOLUNTEER FIRE DEPARTMENT	3	0	19	2	1	4	0	0	0	29	\$0	20	1	0	0	0
15335	THORN CREEK VOLUNTEER FIRE DEPARTMENT	5	0	8	1	1	4	0	0	0	19	\$0	4	0	0	0	0
15340	WILDERNESS RANCH FIRE PROTECTION DISTRICT								No reports submitted for 2020								
TOTALS		64	1	401	36	49	56	4	1	0	612	\$92,800	57	2	0	0	0
BONNER COUNTY																	
17314	CLARK FORK FIRE & RESCUE	1	0	0	0	0	0	0	0	0	1	\$0	0	0	0	0	0
17344	COOLIN-CAVANAUGH BAY FIRE PROTECTION DISTRICT								No reports submitted for 2020								
17345	KILROY BAY-PINE COVE FIRE DEPARTMENT								No reports submitted for 2020								
17339	NORTH OF THE NARROWS FIRE DISTRICT								No reports submitted for 2020								
17333	NORTHSIDE FIRE DISTRICT	29	0	311	52	12	116	22	1	3	546	\$1,197,002	4	0	0	0	0
17360	SAM OWEN FIRE DISTRICT	13	0	33	6	5	4	8	0	0	69	\$46,304	48	0	0	0	0
17349	SCHWEITZER FIRE DISTRICT	3	0	167	10	4	8	10	0	0	202	\$30,300	15	0	0	0	0
17346	SELKIRK FIRE, RESCUE & EMS	98	2	1,141	183	188	524	104	44	5	2,289	\$2,534,950	40	0	0	0	0
17361	UPPER PACK RIVER VOLUNTEER FIRE DISTRICT								No reports submitted for 2020								
17337	WEST PEND OREILLE FIRE DISTRICT	35	1	298	102	72	85	12	1	0	606	\$304,850	10	0	0	0	0
17319	WEST PRIEST LAKE FIRE DISTRICT	8	1	4	14	4	3	5	0	1	40	\$0	15	0	0	0	0
TOTALS		187	4	1,954	367	285	740	161	46	9	3,753	\$4,113,406	132	0	0	0	0
BONNEVILLE COUNTY																	
19315	AMMON FIRE DEPARTMENT	12	1	46	33	16	78	97	0	0	283	\$192,000	0	0	0	0	0
19340	GREATER SWAN VALLEY FIRE PROTECTION DISTRICT 2	4	0	17	1	2	1	1	0	1	27	\$0	0	0	0	0	0
19101	IDAHO FALLS FIRE DEPARTMENT	249	9	12,313	265	85	1,608	556	1	4	15,090	\$2,535,537	0	25	3	1	0
19317	UCON FIRE DEPARTMENT	0	0	0	0	0	0	0	0	0	0	\$0	1	0	0	0	0
TOTALS		265	10	12,376	299	103	1,687	654	1	5	15,400	\$3,130,537	1	25	3	1	0
BOUNDARY COUNTY																	
21301	BONNERS FERRY FIRE DEPARTMENT								No reports submitted for 2020								
21333	CURLY CREEK VOLUNTEER FIRE DEPARTMENT	5	0	7	4	1	34	0	1	0	52	\$0	0	0	0	0	0
21344	HALL MOUNTAIN VOLUNTEER FIRE DEPARTMENT								No reports submitted for 2020								
21315	MOVIE SPRINGS FIRE DEPARTMENT								No reports submitted for 2020								
21341	NORTH BENCH FIRE DISTRICT	14	0	157	8	11	33	3	6	1	233	\$0	51	0	0	0	0
21348	PARADISE VALLEY FIRE DISTRICT	0	0	1	1	3	1	0	0	0	6	\$0	179	0	0	0	0

FDID	FIRE DEPARTMENTS	FIRE	PRESSURE RUPTURES, EXPLOSIONS, OVERHEAT	RESCUE CALLS	HAZARDOUS CONDITIONS	SERVICE CALLS	GOOD INTENT	FALSE CALLS	SEVERE WEATHER/ NATURAL DISASTERS	OTHER INCIDENTS	TOTAL INCIDENTS	TOTAL FIRE DOLLAR LOSS	MUTUAL AID GIVEN	CIVILIAN INJURIES	CIVILIAN FATALITIES	FIRE SERVICE INJURIES	FIRE SERVICE FATALITIES
21346	SOUTH BOUNDARY FIRE PROTECTION DISTRICT	11	0	120	6	9	17	2	2	0	167	\$0	36	0	1	0	0
TOTALS		30	0	285	19	24	85	5	9	1	458	\$0	268	0	1	0	0
BUTTE COUNTY																	
23316	ARCO FIRE DEPARTMENT	3	0	4	4	1	4	3	0	0	19	\$0	15	0	0	0	0
23341	LOST RIVER FIRE PROTECTION DISTRICT	15	0	0	1	0	3	0	0	0	19	\$2,100	7	0	0	0	0
TOTALS		18	0	4	5	1	7	3	0	0	38	\$2,100	22	0	0	0	0
CAMAS COUNTY																	
25301	FAIRFIELD FIRE DEPARTMENT	0	0	0	0	0	0	0	0	0	0	\$0	4	0	0	0	0
25340	WEST MAGIC FIRE DISTRICT	0	0	0	0	0	0	0	0	0	0	\$0	4	0	0	0	0
TOTALS		0	0	0	0	0	0	0	0	0	0	\$0	4	0	0	0	0
CANYON COUNTY																	
27211	CALDWELL FIRE DEPARTMENT	172	8	3,130	78	548	880	249	2	6	5,073	\$3,005,715	91	0	0	0	0
27344	MELBA RURAL FIRE PROTECTION DISTRICT	18	0	90	2	38	34	4	0	1	187	\$20,000	12	0	0	0	0
27336	MIDDLETON RURAL FIRE DISTRICT	81	0	680	15	314	233	53	0	0	1,376	\$501,650	166	1	0	1	0
27101	NAMPA FIRE DEPARTMENT	215	8	6,356	161	1,302	883	447	0	5	9,387	\$2,547,645	114	2	0	28	0
27338	PARMA FIRE PROTECTION DISTRICT	22	0	0	2	2	7	4	0	0	37	\$239,500	17	0	0	0	0
27339	UPPER DEER FLAT FIRE PROTECTION DISTRICT	31	0	253	5	61	36	15	0	0	401	\$144,400	43	0	0	0	0
27307	WILDER RURAL FIRE PROTECTION DISTRICT	539	16	10,509	263	2,265	2,083	772	2	12	16,461	\$6,458,910	433	3	0	29	0
TOTALS		539	16	10,509	263	2,265	2,083	772	2	12	16,461	\$6,458,910	433	3	0	29	0
CARBOU COUNTY																	
29306	BANCROFT FIRE DEPARTMENT	1	0	1	2	0	4	3	0	0	11	\$200	5	0	0	0	0
29305	CARBOU COUNTY FIRE DEPARTMENT	1	0	1	2	0	4	3	0	0	11	\$200	5	0	0	0	0
29309	GRACE FIRE DEPARTMENT	34	0	0	3	0	2	1	0	0	40	\$50,000	0	0	0	0	0
29301	SODA SPRINGS FIRE DEPARTMENT	35	0	1	5	0	6	4	0	0	51	\$50,200	5	0	0	0	0
TOTALS		35	0	1	5	0	6	4	0	0	51	\$50,200	5	0	0	0	0
CASSIA COUNTY																	
31343	ACE FIRE PROTECTION ASSOCIATION	9	0	5	1	0	1	0	0	0	16	\$51,500	0	0	0	0	0
31342	ALBION FIRE PROTECTION DISTRICT	91	1	737	26	11	88	70	0	1	1,025	\$1,094,103	15	0	0	0	0
31201	BURLEY FIRE DEPARTMENT	20	0	27	2	1	8	2	1	1	62	\$468,500	26	0	0	0	0
31334	DEOLO FIRE DEPARTMENT	10	0	5	0	0	1	2	0	0	18	\$750	3	1	2	0	0
31340	OAKLEY FIRE DEPARTMENT	12	0	2	0	0	0	0	0	0	14	\$250,000	0	0	0	0	0
31338	RAFT RIVER FIRE PROTECTION DISTRICT	142	1	776	29	12	98	74	1	2	1,135	\$1,864,853	44	1	2	0	0
TOTALS		142	1	776	29	12	98	74	1	2	1,135	\$1,864,853	44	1	2	0	0
CLARK COUNTY																	
33329	DUBOIS CITY FIRE DEPARTMENT	0	0	0	0	0	0	0	0	0	0	\$0	0	0	0	0	0
TOTALS		0	0	0	0	0	0	0	0	0	0	\$0	0	0	0	0	0
CLEARWATER COUNTY																	
35301	ELK RIVER VOLUNTEER FIRE DEPARTMENT	1	0	0	0	0	0	0	0	0	1	\$0	1	0	0	0	0
35341	EVERGREEN RURAL FIRE DISTRICT	2	0	0	0	0	0	0	0	0	2	\$0	0	0	0	0	0
35330	GRANGEMONT RURAL FIRE DISTRICT	21	1	84	17	7	23	9	1	0	163	\$119,100	9	0	0	0	0
35303	OROFINO FIRE DEPARTMENT	4	0	0	0	0	0	0	0	0	4	\$195,000	1	0	0	0	0
35309	PIERCE VOLUNTEER FIRE DEPARTMENT	4	0	1	0	0	2	0	0	0	7	\$0	6	0	0	0	0
35338	SUNNYSIDE RURAL FIRE DISTRICT	1	0	0	0	0	1	1	0	0	3	\$0	1	0	0	0	0
35305	TWIN RIDGE RURAL FIRE DISTRICT	0	0	0	0	0	0	0	0	0	0	\$0	2	0	0	0	0
35344	UPPER FORDS CREEK RURAL FIRE DEPARTMENT	9	0	0	0	0	0	0	0	0	9	\$0	1	0	2	0	0
35312	WEEPE FIRE DEPARTMENT	42	1	85	17	7	26	10	1	0	189	\$314,100	21	0	2	0	0
TOTALS		42	1	85	17	7	26	10	1	0	189	\$314,100	21	0	2	0	0

FID	FIRE DEPARTMENTS	FIRE DEPARTMENTS	HAZARDOUS CONDITIONS	SERVICE CALLS	GOOD INTENT	FALSE CALLS	SEVERE WEATHER/ NATURAL DISASTERS	OTHER INCIDENTS	TOTAL INCIDENTS	TOTAL FIRE DOLLAR LOSS	MUTUAL AID GIVEN	CIVILIAN INJURIES	CIVILIAN FATALITIES	FIRE SERVICE INJURIES	FIRE SERVICE FATALITIES
CUSTER COUNTY															
37304	NORTH CUSTER RURAL FIRE DISTRICT	27	1	18	1	1	0	0	0	49	\$223,000	0	0	0	0
37301	SAWTOOTH VALLEY RURAL FIRE DEPARTMENT	4	0	12	1	0	2	0	0	21	\$0	0	0	0	0
37354	SOUTH CUSTER RURAL FIRE DISTRICT	8	0	7	0	3	0	0	0	18	\$10,600	0	3	0	0
TOTALS		39	1	37	2	1	6	2	0	88	\$233,600	0	3	0	0
ELMORE COUNTY															
36308	ATLANTA RURAL FIRE DISTRICT	0	0	0	0	0	0	0	0	0	\$0	0	0	0	0
36303	GLENNS FERRY FIRE DEPARTMENT	4	0	16	4	0	3	2	0	29	\$0	0	0	0	0
36336	KING HILL RURAL FIRE DISTRICT	31	0	35	2	0	17	2	0	87	\$200,000	0	0	0	0
36304	MOUNTAIN HOME RURAL FIRE DISTRICT	32	1	1	7	2	16	4	0	63	\$178,700	0	0	0	0
36301	MOUNTAIN HOME VOLUNTEER FIRE DEPARTMENT	36	1	2	15	1	15	25	0	95	\$222,150	0	0	1	0
36309	OASIS VOLUNTEER FIRE DEPARTMENT	1	1	0	0	0	0	0	0	2	\$75,000	0	0	0	0
TOTALS		104	3	54	28	3	51	33	0	276	\$675,850	0	0	1	0
FRANKLIN COUNTY															
41301	FRANKLIN COUNTY FIRE DISTRICT	43	0	50	26	12	9	20	0	163	\$528,050	4	0	0	0
TOTALS		43	0	50	26	12	9	20	0	163	\$528,050	4	0	0	0
FREMONT COUNTY															
No reports submitted for 2020															
43304	ISLAND PARK FIRE PROTECTION DISTRICT														
43336	NORTH FREMONT FIRE DISTRICT	10	0	5	4	0	4	0	0	23	\$1,055,060	4	0	1	0
43338	SOUTH FREMONT FIRE DISTRICT	31	2	4	21	14	20	4	1	97	\$600,000	10	1	1	0
TOTALS		41	2	9	25	14	24	4	1	120	\$1,655,060	14	1	2	0
GEM COUNTY															
45301	EMMETT FIRE DEPARTMENT	26	1	11	27	10	6	24	0	105	\$73,670	1	0	0	0
45304	GEM COUNTY FIRE PROTECTION DISTRICT 1	58	1	115	6	10	34	22	0	246	\$538,350	10	0	0	1
45303	GEM COUNTY FIRE PROTECTION DISTRICT 2	9	0	12	3	0	4	1	0	29	\$0	2	0	0	0
TOTALS		93	2	138	36	20	44	47	0	380	\$612,020	13	0	0	1
GOODING COUNTY															
47341	BUSS RURAL FIRE DISTRICT	5	0	2	0	0	4	0	0	11	\$4,750	0	0	0	0
47301	GOODING CITY RURAL FIRE DEPARTMENT	46	2	119	16	13	26	18	0	240	\$410,300	18	0	0	0
47303	HAGERMAN FIRE PROTECTION DISTRICT	17	1	272	8	4	29	0	1	332	\$173,500	22	0	0	0
47303	WENDELL FIRE DEPARTMENT	12	1	26	6	3	8	11	0	67	\$26,500	5	0	0	0
47335	WENDELL RURAL FIRE DISTRICT	50	0	38	23	3	21	1	2	138	\$748,600	9	0	1	0
TOTALS		130	4	457	53	23	88	30	1	788	\$1,363,650	54	0	1	0
IDAHO COUNTY															
49352	BPC RURAL FIRE DEPARTMENT	3	0	0	0	0	3	0	0	6	\$5,500	2	0	0	0
49340	CARROT RIDGE VOLUNTEER FIRE DISTRICT	0	0	0	0	0	0	0	0	0	\$0	0	0	0	0
49310	COTTONWOOD VOLUNTEER FIRE DEPARTMENT	1	0	11	0	0	1	0	0	13	\$0	0	0	0	0
49335	COTTONWOOD RURAL FIRE DISTRICT	6	0	1	0	0	0	2	0	9	\$0	0	0	0	0
49316	ELK CITY VOLUNTEER FIRE DEPARTMENT														
No reports submitted for 2020															
49327	FERNAND FIRE DEPARTMENT	0	0	0	0	0	0	0	0	0	\$0	0	0	0	0
49375	GLENWOOD/CARIBEL VOLUNTEER FIRE DEPARTMENT														
49308	GRANGEVILLE FIRE DEPARTMENT	13	0	1	3	1	1	7	0	26	\$13,000	0	0	0	0
49334	GRANGEVILLE RURAL FIRE DISTRICT	26	0	0	0	0	0	0	0	26	\$47,000	0	0	0	0
49362	HARPER FIRE PROTECTION DISTRICT	5	0	0	0	0	0	0	0	5	\$0	0	0	0	0
49330	KOOSKIA FIRE DEPARTMENT	8	0	3	0	2	3	0	0	16	\$620	3	0	0	0
49336	RIDGE RUNNER FIRE DEPARTMENT														
49360	RIGGINS FIRE DEPARTMENT														
No reports submitted for 2020															

FDID	FIRE DEPARTMENTS	FIRES	PRESSURE RUPTURES, EXPLOSIONS, OVER-HEAT	RESCUE CALLS	HAZARDOUS CONDITIONS	SERVICE CALLS	GOOD INTENT	FALSE CALLS	SEVERE WEATHER/ NATURAL DISASTERS	OTHER INCIDENTS	TOTAL INCIDENTS	TOTAL FIRE DOLLAR LOSS	MUTUAL AID GIVEN	CIVILIAN INJURIES	CIVILIAN FATALITIES	FIRE SERVICE INJURIES	FIRE SERVICE FATALITIES
49398	SALMON RIVER RURAL FIRE DEPARTMENT	16	0	4	0	0	0	15	0	0	35	\$0	0	0	0	0	0
49370	SECESE MEADOW RURAL FIRE DEPARTMENT	0	0	1	0	0	0	0	0	0	1	\$0	0	0	0	0	0
49329	SITTES FIRE DEPARTMENT	2	0	1	0	1	1	0	0	0	4	\$0	0	0	0	0	0
49377	WHITE BIRD FIRE DEPARTMENT																
	TOTALS	80	0	22	3	4	4	23	9	0	141	\$66,120	5	0	0	0	0
JEFFERSON COUNTY																	
51334	CENTRAL FIRE DISTRICT	64	2	1	60	4	4	50	14	0	195	\$1,630,600	13	0	0	0	0
51337	HAVER FIRE PROTECTION DISTRICT																
51314	ROBERTS FIRE DISTRICT																
51340	WEST JEFFERSON FIRE CONTROL DISTRICT																
	TOTALS	64	2	1	60	4	4	50	14	0	195	\$1,630,600	13	0	0	0	0
JEROME COUNTY																	
53653	FIRST SEGREGATION FIRE DISTRICT	33	0	25	59	3	3	37	2	0	159	\$366,290	3	0	0	0	0
53201	JEROME CITY FIRE DEPARTMENT	38	0	946	23	33	69	74	2	3	1,188	\$470,531	7	0	0	0	0
53333	JEROME RURAL FIRE DISTRICT	73	0	27	127	5	92	20	0	0	344	\$972,350	7	0	0	0	0
	TOTALS	144	0	998	209	41	198	96	2	3	1,891	\$1,829,171	17	0	0	0	0
KOOTENAI COUNTY																	
55201	COEUR D'ALENE FIRE DEPARTMENT	73	5	6,669	138	640	716	375	0	4	8,620	\$1,579,000	255	1	0	1	0
55360	EAST SIDE FIRE PROTECTION DISTRICT	9	0	67	13	15	22	20	0	0	146	\$8,000	4	0	0	0	0
55346	HAUSER LAKE FIRE PROTECTION DISTRICT	10	0	139	8	17	6	2	0	0	182	\$29,900	23	0	0	0	0
55234	KOOTENAI COUNTY FIRE & RESCUE	93	8	4,617	108	482	924	157	18	6	6,413	\$699,050	261	0	1	22	0
55209	KOOTENAI COUNTY HAZ MAT	0	0	0	5	0	0	0	0	0	5	\$0	0	0	0	0	0
55354	MICA-KIDD ISLAND FIRE PROTECTION DISTRICT	11	0	34	7	6	61	3	0	1	123	\$0	62	0	0	0	0
55342	NORTH HERNALAKES FIRE PROTECTION DISTRICT	64	3	3,691	148	316	995	142	0	19	5,378	\$2,881,000	60	0	1	6	0
55338	SPIRIT LAKE FIRE PROTECTION DISTRICT																
55352	TIMBERLAKE FIRE PROTECTION DISTRICT	38	1	490	54	46	64	29	0	0	722	\$393,945	254	0	0	0	0
55336	WORLEY FIRE PROTECTION DISTRICT	35	0	364	10	18	74	24	0	2	527	\$11,850	3	0	0	0	0
	TOTALS	333	17	18,071	491	1,540	2,862	752	18	32	22,116	\$5,602,745	922	1	2	29	0
LATAH COUNTY																	
57309	BOVILL FIRE PROTECTION DISTRICT	6	0	17	13	1	8	1	0	1	47	\$0	3	0	0	0	0
57342	DEARY RURAL FIRE DISTRICT																
57303	GENESEE FIRE DEPARTMENT																
57338	GENESEE RURAL FIRE PROTECTION DISTRICT	5	0	4	0	0	2	0	0	0	11	\$157,500	1	0	0	0	0
57307	JULIAETTA VOLUNTEER FIRE DEPARTMENT	3	0	0	2	1	5	1	0	0	12	\$0	15	0	0	0	0
57306	KENDRICK VOLUNTEER FIRE DEPARTMENT	9	0	5	2	4	4	2	0	0	26	\$0	1	0	0	0	0
57301	MOSCOW VOLUNTEER FIRE DEPARTMENT	34	1	1,613	83	92	137	187	14	2	2,163	\$53,500	31	0	0	0	0
57334	MOSCOW RURAL FIRE DISTRICT	15	0	57	4	9	19	4	1	0	109	\$83,000	5	0	0	0	0
57336	POTLATCH RURAL FIRE DISTRICT	24	0	1	2	2	2	1	0	0	32	\$158,277	2	0	0	0	0
57304	TROY VOLUNTEER FIRE DEPARTMENT	11	0	9	12	0	2	1	0	0	35	\$2,050	4	0	0	0	0
	TOTALS	107	1	1,706	118	109	179	197	15	3	2,435	\$454,327	62	0	0	0	0
LEMHI COUNTY																	
55810	ELK BEND FIRE PROTECTION DISTRICT																
55815	LEADORE COMMUNITY VOLUNTEER FIRE DEPARTMENT																
55930	LEMHI COUNTY FIRE PROTECTION DISTRICT																
55933	NORTH FORK FIRE PROTECTION DISTRICT																
55951	WILLIAMS LAKE VOLUNTEER FIRE DEPARTMENT																
	TOTALS	0	0	0	0	0	0	0	0	0	0	\$0	0	0	0	0	0

No reports submitted for 2020

No reports submitted for 2020

No reports submitted for 2020

No reports submitted for 2020

No reports submitted for 2020

No reports submitted for 2020

No reports submitted for 2020

No reports submitted for 2020

No reports submitted for 2020

No reports submitted for 2020

FDID	FIRE DEPARTMENTS	FIRES	PRESSURE RUPTURES, EXPLOSIONS, OVERHEAT	RESCUE CALLS	HAZARDOUS CONDITIONS	SERVICE CALLS	GOOD INTENT	FALSE CALLS	SEVERE WEATHER/ NATURAL DISASTERS	OTHER INCIDENTS	TOTAL INCIDENTS	TOTAL FIRE DOLLAR LOSS	MUTUAL AID GIVEN	CIVILIAN INJURIES	CIVILIAN FATALITIES	FIRE SERVICE INJURIES	FIRE SERVICE FATALITIES
75334	PAVETTE RURAL FIRE DISTRICT	28	0	19	6	9	23	3	0	0	88	\$63,200	24	0	0	0	0
75305	SAND HOLLOW FIRE PROTECTION DISTRICT	7	0	29	1	0	3	0	0	0	40	\$0	15	0	0	0	0
	TOTALS	65	0	731	23	464	80	37	2	0	1,402	\$421,850	53	0	0	0	0
POWER COUNTY																	
77302	AMERICAN FALLS FIRE DEPARTMENT	8	1	1	8	1	4	3	0	0	26	\$0	0	0	0	0	0
77330	AMERICAN FALLS RURAL FIRE PROTECTION DISTRICT	32	1	5	4	0	10	2	2	0	56	\$50,000	5	0	0	0	0
77306	ROCKLAND RURAL FIRE DISTRICT	5	0	1	0	5	0	0	0	0	11	\$21,000	3	0	0	0	0
	TOTALS	45	2	7	12	6	14	5	2	0	93	\$71,000	8	0	0	0	0
SHOSHONE COUNTY																	
79304	MULLAN VOLUNTEER FIRE DEPARTMENT	3	0	2	0	1	0	0	0	0	6	\$0	2	0	0	0	0
79305	PRICHARD/MURRAY VOLUNTEER FIRE DEPARTMENT	9	0	39	8	2	0	0	0	0	58	\$0	0	0	0	0	0
79236	SHOSHONE COUNTY FIRE PROTECTION DISTRICT 1	19	0	639	15	19	63	22	0	4	781	\$1,200	113	0	0	0	0
79234	SHOSHONE COUNTY FIRE PROTECTION DISTRICT 2	59	1	452	24	46	81	43	0	3	709	\$591,500	4	0	0	3	0
79316	SHOSHONE COUNTY FIRE PROTECTION DISTRICT 3	2	0	0	0	0	0	0	0	0	2	\$0	2	0	0	0	0
79310	ST. JOE VALLEY FIRE DISTRICT 4	2	0	2	0	0	0	0	0	0	4	\$0	0	0	0	0	0
	TOTALS	94	1	1,134	47	68	144	65	0	7	1,560	\$582,700	121	0	0	3	0
TETON COUNTY																	
81334	TETON COUNTY FIRE PROTECTION DISTRICT	29	0	439	20	26	56	60	0	2	632	\$0	1	0	0	0	0
	TOTALS	29	0	439	20	26	56	60	0	2	632	\$0	1	0	0	0	0
TWIN FALLS COUNTY																	
83207	BUHL FIRE DEPARTMENT	59	0	875	29	184	128	29	0	2	1,306	\$1,130,425	15	0	0	1	0
83340	CASTLEFORD FIRE DISTRICT	18	0	10	8	3	5	0	0	0	44	\$30,000	0	0	0	0	0
83338	FILER FIRE DEPARTMENT	45	1	33	42	27	38	16	0	0	202	\$0	10	0	0	0	0
83334	ROCK CREEK RURAL FIRE PROTECTION DISTRICT	68	1	930	41	75	227	36	0	0	1,378	\$0	26	0	0	0	0
83349	SALMON TRACT RURAL FIRE PROTECTION DISTRICT	9	0	4	0	0	0	0	0	0	13	\$15,000	5	0	0	0	0
83101	TWIN FALLS FIRE DEPARTMENT	163	2	3,986	155	660	762	365	23	51	6,167	\$1,879,962	12	0	1	0	0
	TOTALS	362	4	5,638	275	949	1,160	446	23	53	9,110	\$3,055,387	68	0	1	1	0
VALLEY COUNTY																	
86334	CASCADE RURAL FIRE PROTECTION DISTRICT	41	0	315	8	20	40	16	0	1	441	\$140,540	2	0	0	0	0
86304	DONNELLY RURAL FIRE PROTECTION DISTRICT	15	1	228	8	47	31	11	0	1	342	\$282,500	23	0	0	0	0
86340	HIGH VALLEY FIRE PROTECTION ASSOCIATION										No reports submitted for 2020						
86339	MCCALL FIRE PROTECTION DISTRICT	43	2	482	41	35	101	96	0	2	802	\$551,860	16	0	0	0	0
86310	SILVER CREEK VOLUNTEER FIRE DISTRICT										No reports submitted for 2020						
86307	SOUTHERN IDAHO TIMBER PROTECTIVE ASSOC										No reports submitted for 2020						
	TOTALS	99	3	1,025	57	102	172	123	0	4	1,585	\$974,890	41	0	0	0	0
WASHINGTON COUNTY																	
87330	CAMBRIDGE FIRE PROTECTION DISTRICT	7	0	7	0	0	1	0	0	0	15	\$150	5	0	0	0	0
87336	MIDVALE FIRE PROTECTION DISTRICT										No reports submitted for 2020						
87334	WEISER AREA RURAL FIRE DISTRICT	39	0	26	3	2	6	14	0	0	90	\$1,840,520	17	2	0	0	0
87301	WEISER CITY FIRE & RESCUE	34	0	42	22	3	6	14	5	0	126	\$6,669	8	0	0	0	0
	TOTALS	80	0	75	25	5	13	28	5	0	231	\$1,847,369	30	2	0	0	0
	STATE OF IDAHO TOTALS	5,132	136	91,553	4,064	12,517	16,353	7,211	171	185	137,322	\$ 54,634,754	8,198	58	19	76	1

GLOSSARY OF TERMS AND ABBREVIATIONS

\$ Loss – Combined estimated property and content dollar loss reported by reporting agencies.

Alarm – Any notification to the fire department that a situation exists or requires a response.

Arson – The crime of maliciously, intentionally, and/or recklessly starting a fire or causing an explosion.

Automatic Extinguishing System (AES) – A device or system providing an emergency fire extinguishing function without the necessity of human intervention, typically a water spray.

Casualty – A person who is injured or killed at the scene of a fire or other reported incident.

Cause – The circumstances or conditions that brought about or resulted in a fire or explosion incident, damage to property resulting from the fire or explosion incident, or bodily injury or loss of life resulting from the fire or explosion incident.

Civilian Fire Casualty – Any non-fire service person injured or killed as a direct result of a fire-related incident.

Confined Fire – Fire where the flame does not extend beyond a combustible container such as a cooking vessel, chimney or flue, trash container, etc.

Contained Fire – Fire spread that is reasonably expected to remain in check under prevailing conditions.

Crop – Cultivated vegetation such as grains, trees, orchard, nursery stock, etc.

EMS – Emergency Medical Service.

Fatality – An injury that is fatal or becomes fatal within one year of the incident.

Fire – Any instance of destructive and uncontrolled burning, including explosion, of combustible solids, liquids or gases.

Hazardous Materials – Any material that is air-reactive, corrosive, explosive, radioactive, toxic, water-reactive, or unstable such as flammable gas, organic peroxide, oxidizing material, flammable or combustible liquid. Any substance or mixture of substances that is an irritant or a strong sensitizer or generates pressure through exposure to heat, decomposition, or other means.

Incident – An event to which the reporting agency responds or should have responded. An incident may have more than one response.

Incident Record – The official file on an incident.

Incident Report – A document prepared by fire department personnel about a particular incident.

Mobile Property – Property designed to be movable whether or not it still is, such as vehicles, ships, and airplanes.

Mutual Aid – Assistance given to or received by a fire department, whether fire or non-fire aid, by another fire department outside its normal jurisdiction.

NFIRS – National Fire Incident Reporting System.

Non-Fire Service Personnel – All persons involved with an incident who are not fire service personnel, such as police, utility company employees, non-fire service medical personnel, or civilians.

Origin – The physical location where a heat source and fuel came in contact with each other.

Overpressure – A transient air pressure, such as the shock wave from an explosion, that is greater than the surrounding atmospheric pressure.

Prescribed Fire – Any fire ignited by management actions to meet specific objectives. A written, approved prescribed fire plan must exist prior to ignition. The controlled application of fire to wildland fuels in either their natural or modified state under specified environmental conditions allowing the fire to be confined to a predetermined area and, at the same time, to produce the intensity of heat and rate of spread required to attain planned resource management objectives.

Property Use – The actual use of the property where the incident occurred. A building, for example, could serve as a garage, a hospital or a department store. The use of property does not define any of the other important fire-related details of a property such as access, ownership, size, and internal weaknesses in fire defense or construction.

Response Time – The length of time between notification of and arrival at an incident scene as reported by the responding agency.

Structure – An assembly of materials forming a construction for occupancy or use to serve a specific purpose. This includes, but is not limited to, buildings, open platforms, bridges, roof assemblies over open storage or process areas, tents, air-supported structures, and grandstands.

Structure Fire – Any fire inside, on, under, or touching a structure.

Wildland Urban Interface Area – The geographical area where structures and other human development meet or intermingle with wildland or vegetative fuels.

Wildland – Land in its uncultivated, more or less natural state and covered by timber, woodland, brush, or grass. An area in which development is essentially nonexistent except for roads, railroads, power lines, and similar facilities.

Wildland Fire – Any involved vegetative fuel, other than prescribed fire, that occurs in wildland. A wildland fire may expose or possibly consume structures.