



# 2023 ANNUAL REPORT

Idaho State Fire Marshal's Office would like to thank all the fire service agencies for their continuous support in providing the data necessary to generate this report.

*State of Idaho*  
**DEPARTMENT OF INSURANCE**  
**DIVISION OF THE STATE FIRE MARSHAL**  
700 West State Street, 3rd Floor  
P.O. Box 83720  
Boise, Idaho 83720-0043  
Phone (208) 334-4370  
Fax (208) 334-4375  
doi.idaho.gov

**BRAD LITTLE**  
Governor

**DEAN L. CAMERON**  
Director

**KNUTE C. SANDAL**  
State Fire Marshal

Honorable Brad Little  
Governor, State of Idaho  
Statehouse  
Boise, Idaho 83720

Dear Governor Little,

I present to you the 2023 State Fire Marshal's Annual Report. This report includes data and information collected and organized from fire service providers, including municipal fire departments, fire districts, and fire protection associations throughout Idaho.

Organized fire service providers contribute statistical data through the Idaho Fire Incident Reporting System (NFIRS). Of the 230 organized fire service providers, 155 contributed data through this system. This system is important in identifying fire related activity, including trends or problems with consumer products, and aid in designing specific fire prevention initiatives.

In 2023, we responded and investigated 206 fires throughout Idaho. Most notably, we investigated a much larger than expected number of fires caused by Lithium-Ion batteries. Noting this spike, we have been engaged with the Consumer Product Safety Commission and other stakeholders. We also partnered with an insurance carrier to produce a public service announcement emphasizing the recommended charging of Lithium-ion batteries and recognition of potential failures.

We continue to provide home fire safety messages by utilizing social media and other outlets. We have partnered with local, state, and federal fire services to promote fire safety in our great outdoors. Based on wildfire activity, we believe this has had a great impact in preventing large scale wildfires.

Respectfully submitted,



Knute Sandahl,  
Idaho State Fire Marshal



Knute Sandahl, State Fire Marshal  
 Javier Cervantes, Chief Deputy Fire Marshal  
 Carissa Sindon, Administrative Assistant  
 Nesha Pabst-Bohrer, NFIRS Program Information Coordinator  
 Rory Winch, Fire Plans Examiner

#### Region 1

Jason Blubaum, Deputy Fire Marshal  
 Josh Masterson, Deputy Fire Marshal

#### Region 2

Jennifer Mares, Deputy Fire Marshal

#### Region 3

Brian Owens, Deputy Fire Marshal  
 Joseph Schimanski, Deputy Fire Marshal

#### Region 1

2005 Ironwood Parkway , Suite 143  
 Coeur d'Alene, ID 83814  
 PH: 208-769-1447

#### Region 2

700 W. State Street  
 P.O. Box 83720  
 Boise, ID 83720-0043  
 PH: 208-334-4370

#### Region 3

1820 E. 17th Street, Suite 220  
 Idaho Falls, ID 83404  
 PH: 208-525-7022  
 208-525-7209



**Brad Little**  
**Governor**

**Dean L. Cameron**  
**Director**  
**Department of Insurance**

**Knute C. Sandahl**  
**State Fire Marshal**

## **Mission Statement**

**The State Fire Marshal's Office participates in and coordinates an integrated statewide system designed to protect human life from fire and explosions through fire prevention, investigation, and public education activities. The system also includes code enforcement, the operation of the National Fire Incident Reporting System, and assistance to local fire agencies throughout the state.**

# **Table of Contents**

ABOUT THE STATE FIRE MARSHAL'S OFFICE .....	2
TRAINING OFFERED .....	3
STATE FIRE MARSHAL INVESTIGATIONS.....	4
Five Year Investigations	
Type of Fires Investigated	
STATE FIRE MARSHAL PREVENTION.....	5
Five Year Inspections	
Five Year Plan Reviews	
Inspections	
Plan Reviews	
LICENSE AND CERTIFICATION.....	6
Fire Protection Sprinkler Contractor License	
Fire Protection Sprinkler Fitter License	
Fireworks Wholesale and Import License	
Reduced Cigarette Ignition Propensity Certification	
FIRE DEPARTMENT REPORTING .....	8
Reported Fire Incidents	
Reported Incidents	
Reporting Trends	
REPORTING COUNTIES.....	9
INCIDENT SUMMARY .....	10
Calls Per Month	
Incident Type Calls	
Summary of Reported Incidents	
Top 10 Incidents	
FIRE SUMMARY.....	12
Cause of Ignition	
Top 10 Large Property Loss	
Top Items First Ignited	
RESIDENTIAL STRUCTURE FIRES .....	13
SMOKE DETECTORS .....	14
AUTOMATIC EXTINGUISHING SYSTEMS.....	15
CIVILIAN FIRE CASUALTIES SUMMARY .....	16
FIRE SERVICE CASUALTIES SUMMARY.....	17
FIRE DEPARTMENT INCIDENT SUMMARY .....	20

# ABOUT THE STATE FIRE MARSHAL'S OFFICE

Our dedicated staff works with a broad spectrum of customers in both the public and private sectors.

By statute, we are responsible for:

- Adoption of the International Fire Code for the state.
- Prescribe regulations and promulgate rules pertaining to the fire code.
- Review and approve plans for all state buildings for compliance with adopted fire codes.
- Inspect and test new fire sprinkler protection systems and fire alarm systems in all state buildings.
- Collect incident reports on emergency responses from fire departments.
- License Fire Protection Sprinkler Contractors.
- Review and approve plans for single service fire sprinkler systems.
- License fireworks wholesale and import businesses.
- Certify cigarette products per the Idaho Reduced Cigarette Ignition Propensity Law.
- Train local authorities to use and apply the fire code.
- Serve as a level for local appeal procedure by Idaho State Statute.
- The Chief Arson Investigation Officer in the State of Idaho.

We also..

- Assist local fire jurisdictions with plan reviews, inspections, and code interpretation.
- Conduct classes in fire investigation, code application, and incident reporting.
- Answer questions and providing statistical research for:

Architects	Attorneys
Engineers	Elected Officials
Law Enforcement	Local Fire Marshals/Inspectors
Developers	Individual Citizens
- Participate in numerous arson task forces statewide and regional fire chief associations.
- Involved in the development of National Fire and Life Safety Standards.
- Serve in the Idaho Lands Resource Coordinating Council.
- Coordinate with the Northwest Insurance Council to establish the Arson Hotline and a reward-for-information program.

# TRAINING OFFERED

## **FIRE INSPECTION 101**

Learn the principles and techniques of conducting fire and life safety inspections with emphasis on code compliance. Gain the skills and knowledge to inspect and perform fire alarm/fire sprinkler system acceptance testing. Identify fire and life safety hazards and violations and apply the correct fire code provisions to address the hazard(s).

## **FIRE INVESTIGATION FOR FIRST RESPONDERS**

Introduces the requirement of National Fire Protection Association (NFPA) 921 and is designed specifically to provide a clear definition of the role of first responders in fire investigation and provides essential knowledge to recognize the potential of intentionally set fires, preservation and protection of evidence, and proper reporting of information to appropriate officials. Training is supported with live burn cell investigations and demonstrations. 16-hour credit through National Fire Association (NFA) and 4-hour credit through Fire Service Training (FST).

## **NATIONAL FIRE INCIDENT REPORTING SYSTEM (NFIRS)**

Provides training to help personnel successfully use the National Fire Incident Reporting System (NFIRS). Detailed instructions on how to complete all modules and coding incident types correctly.

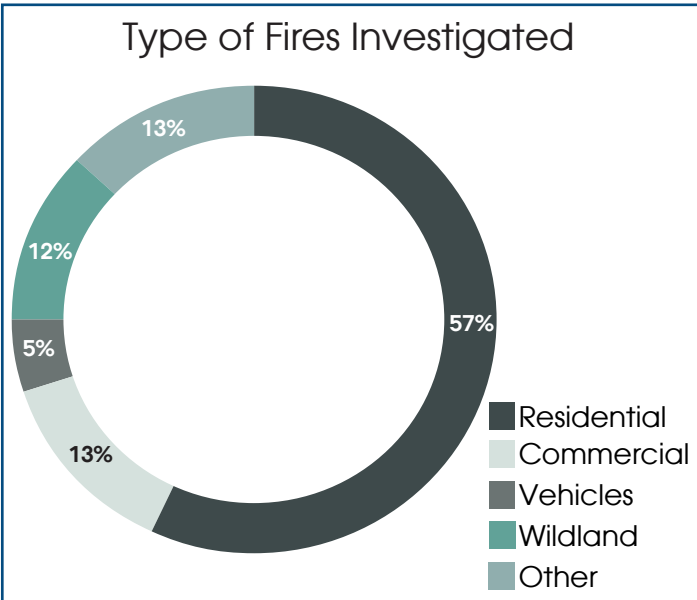
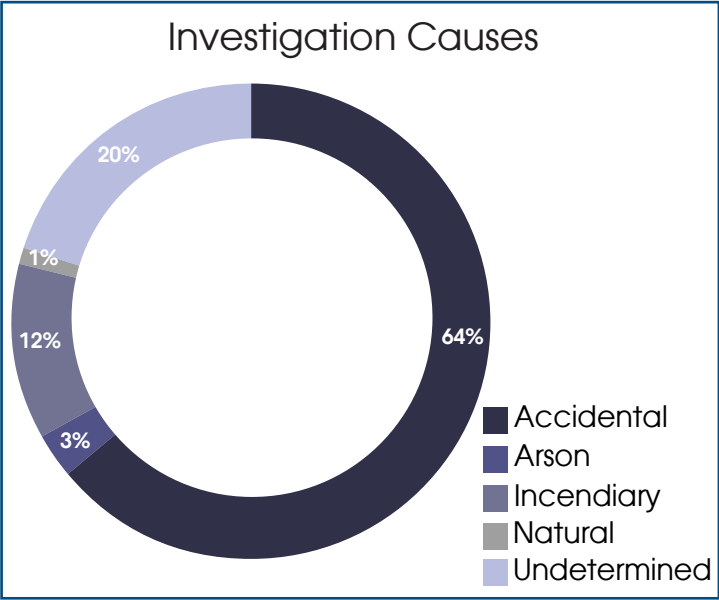
## **CUSTOMIZED TRAINING**

We offer customized training to meet the needs for fire agencies.

## **ACADEMIES**

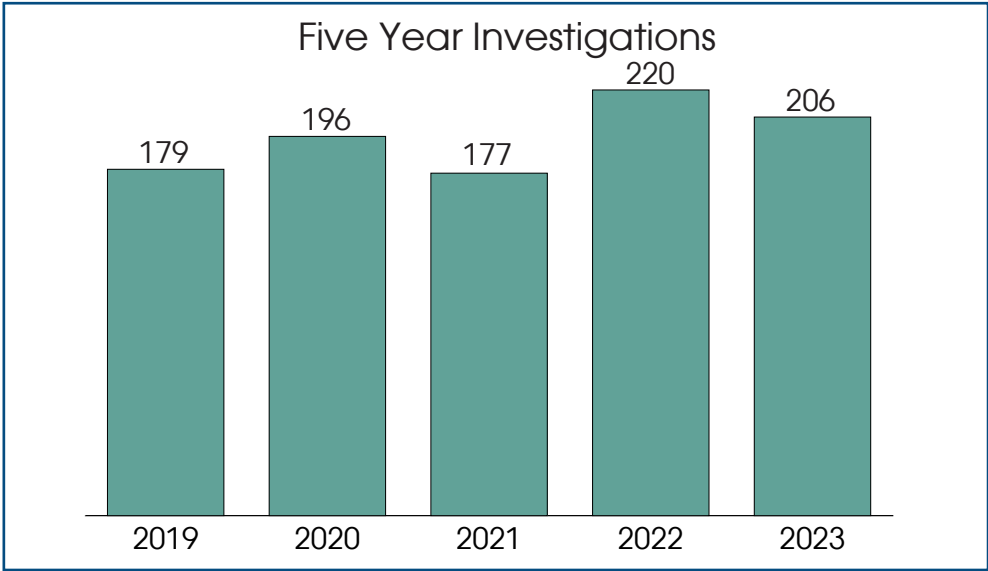
Central Idaho Fire Academy (Donnelly)  
Clearwater County Fire Academy (Orofino)  
Eastern Idaho Fire Academy (Ammon)  
North Idaho Fire Academy (Coeur d'Alene)  
Southern Idaho Fire Academy (Paul)

# STATE FIRE MARSHAL INVESTIGATIONS



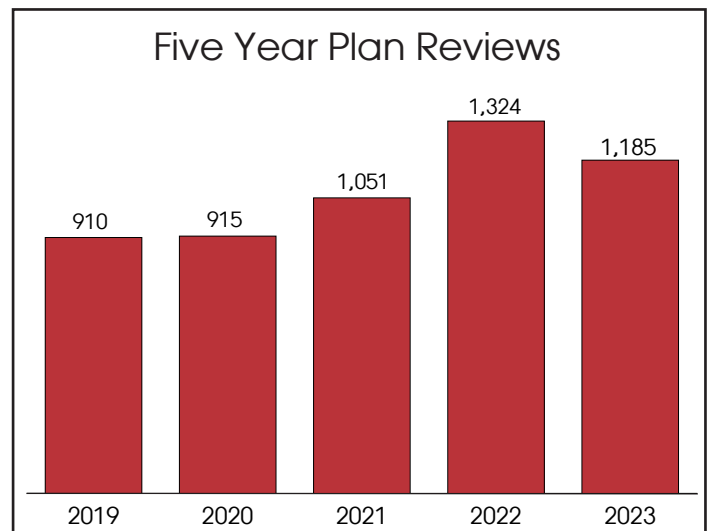
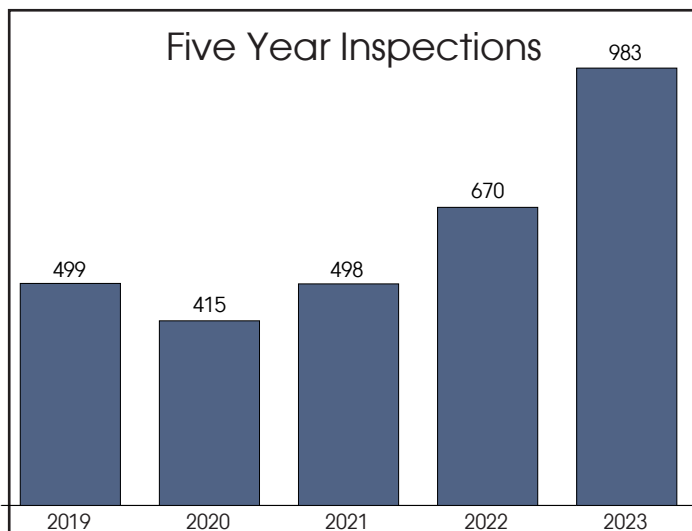
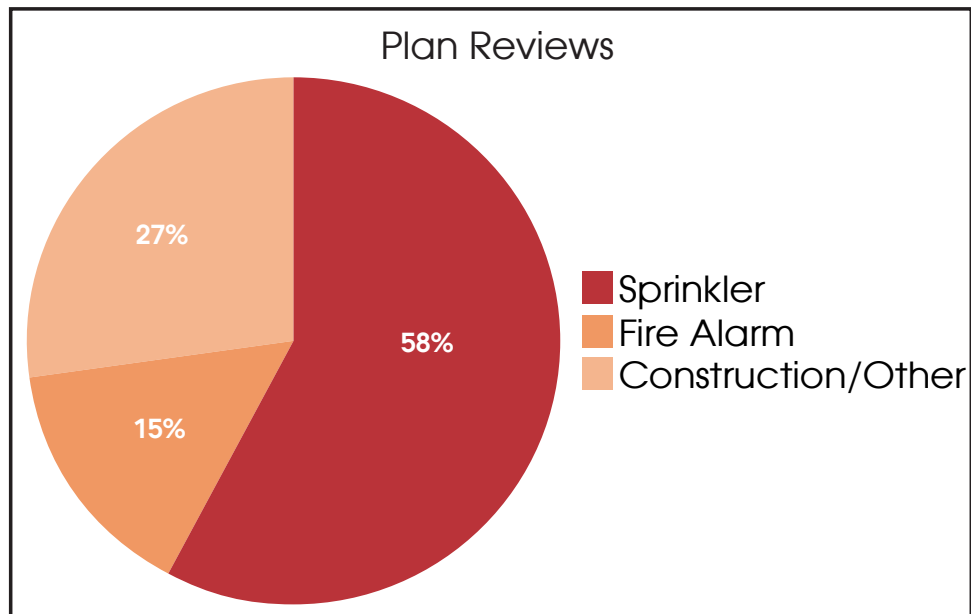
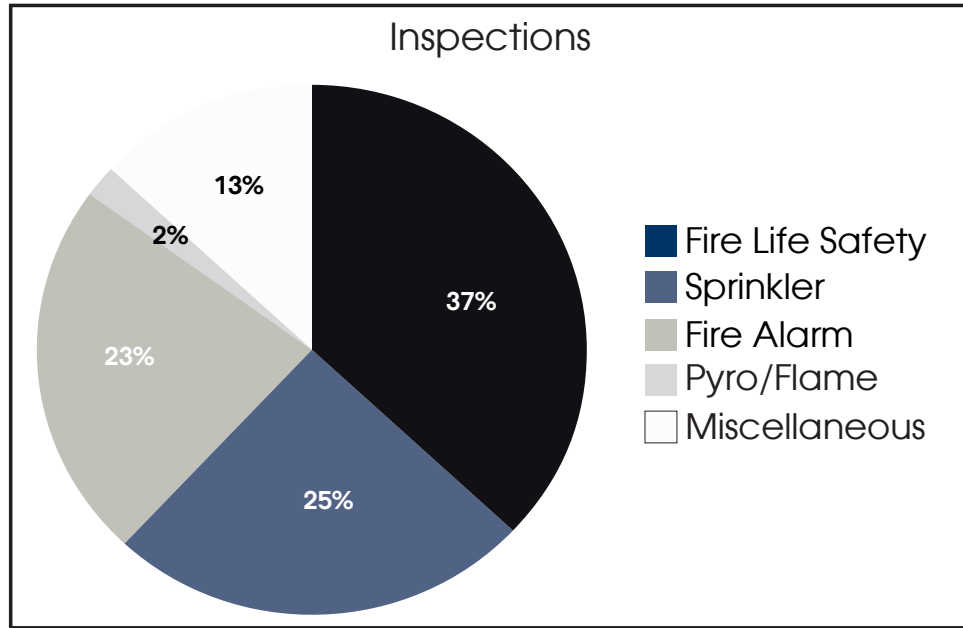
	Accidental	Arson	Incendiary	Natural	Undetermined	Total
Region 1	71	1	23	2	23	120
Region 2	21	0	0	0	15	36
Region 3	32	5	1	0	12	50

	Residential	Wildland	Vehicle	Commercial	Other	Total
Region 1	63	23	3	12	19	120
Region 2	29	2	1	4	0	36
Region 3	31	0	6	7	6	50

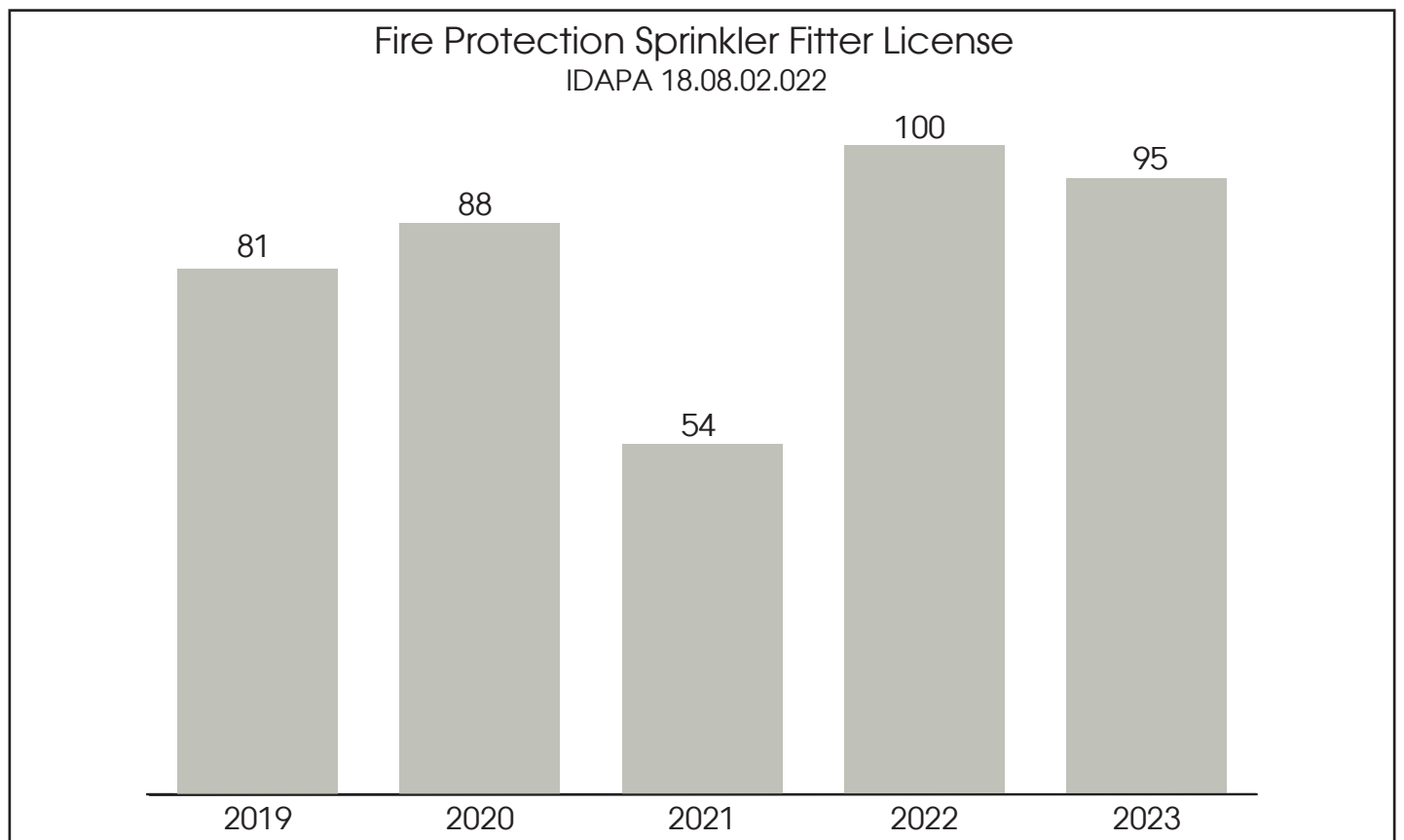
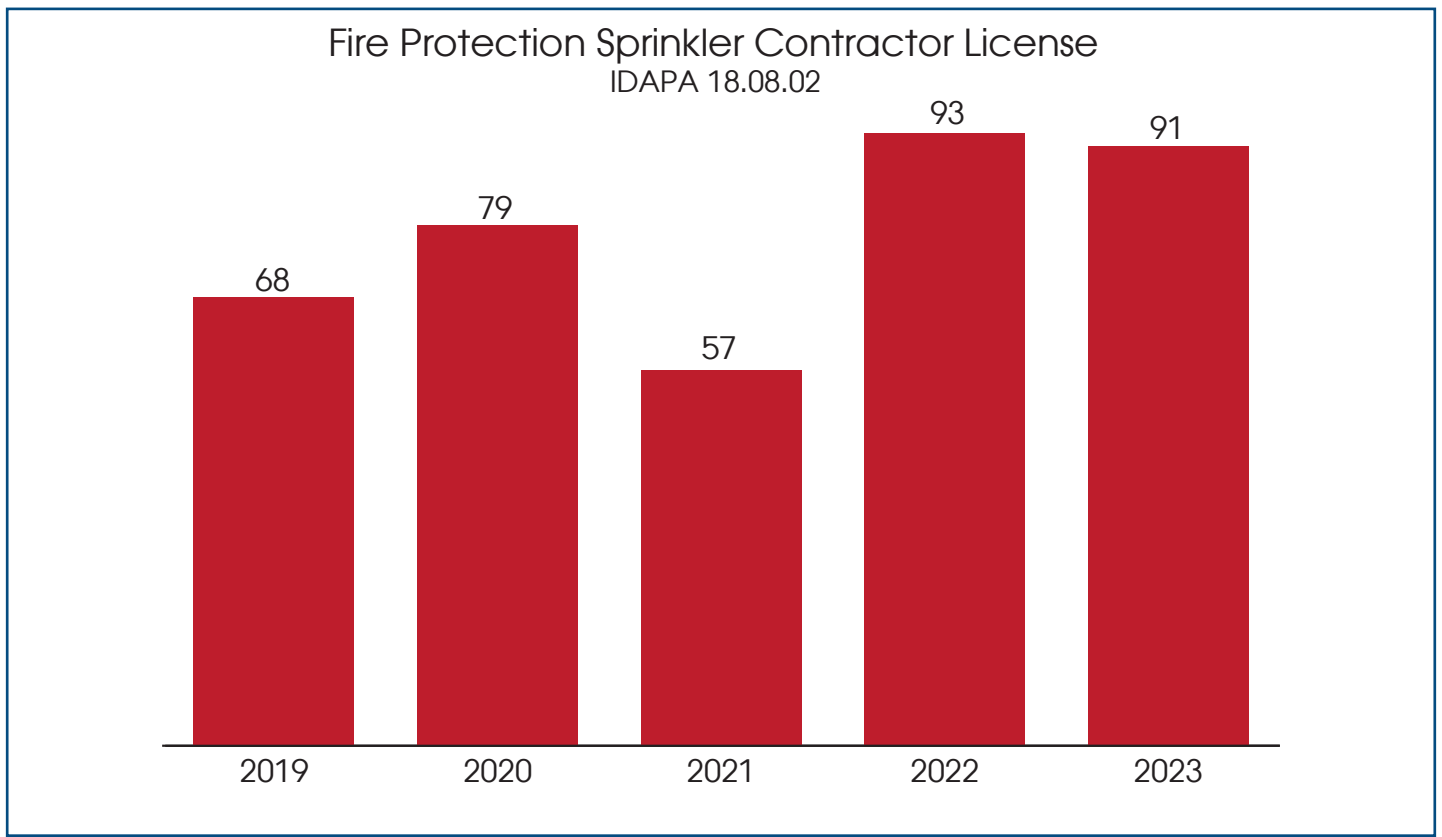




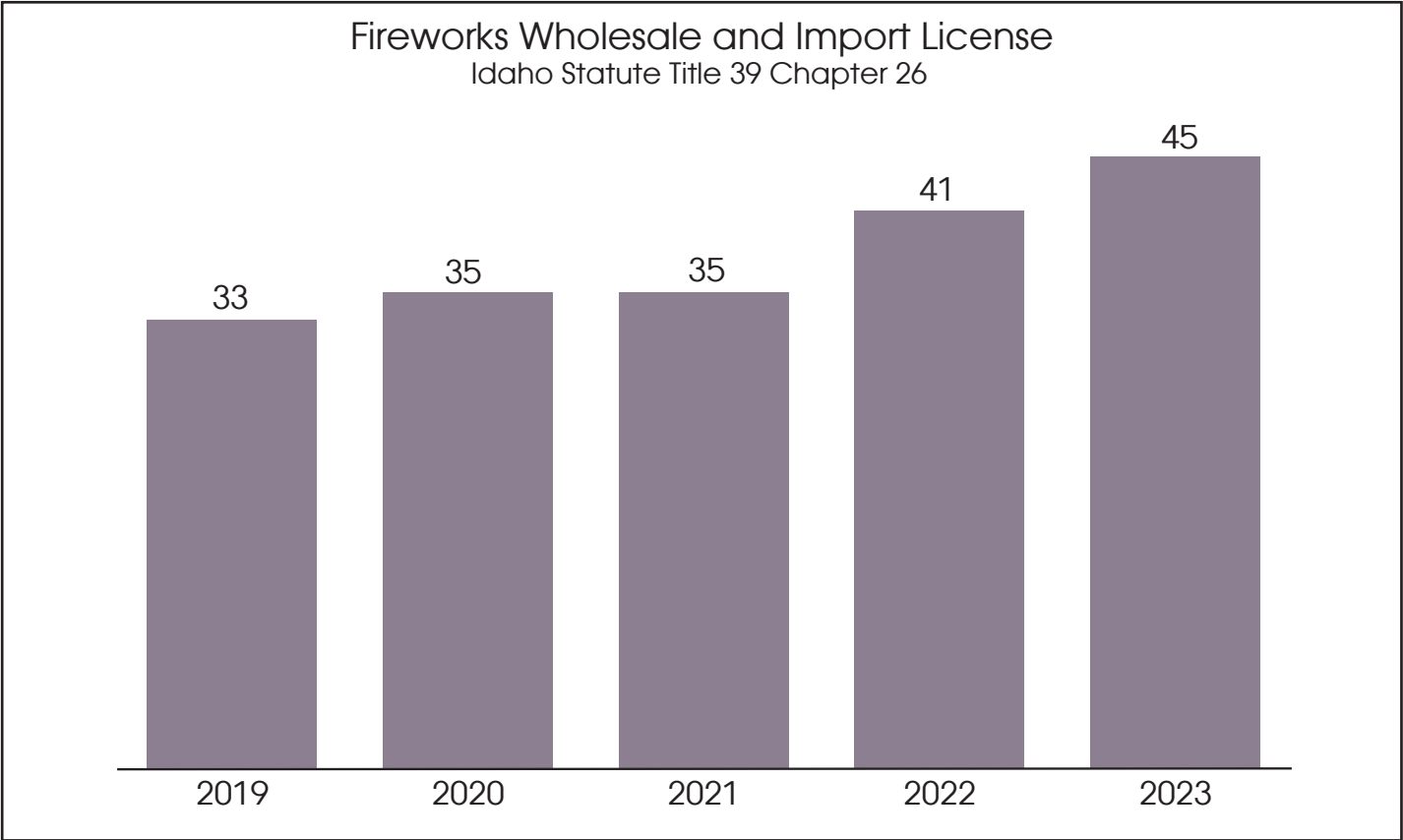
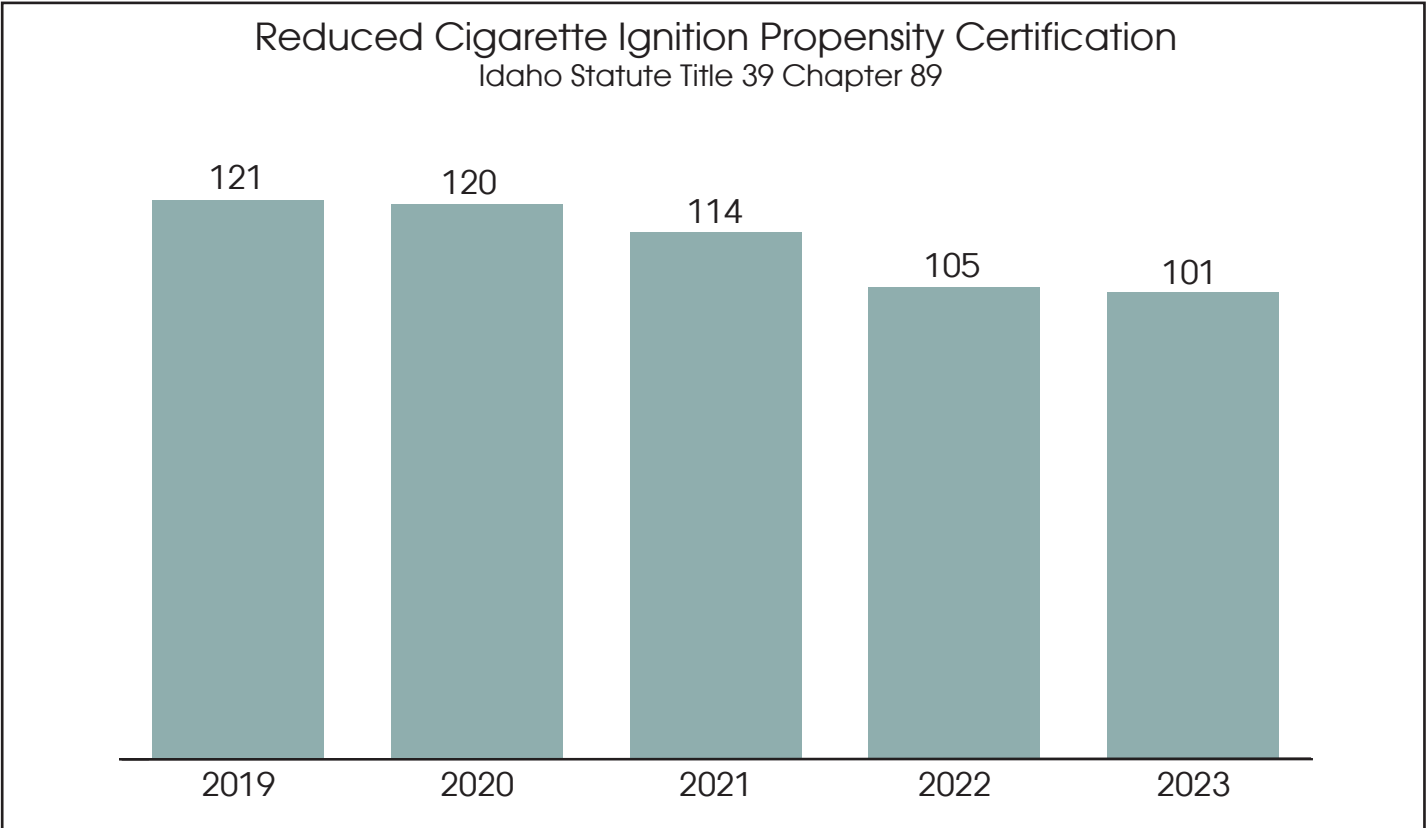
# STATE FIRE MARSHAL PREVENTION



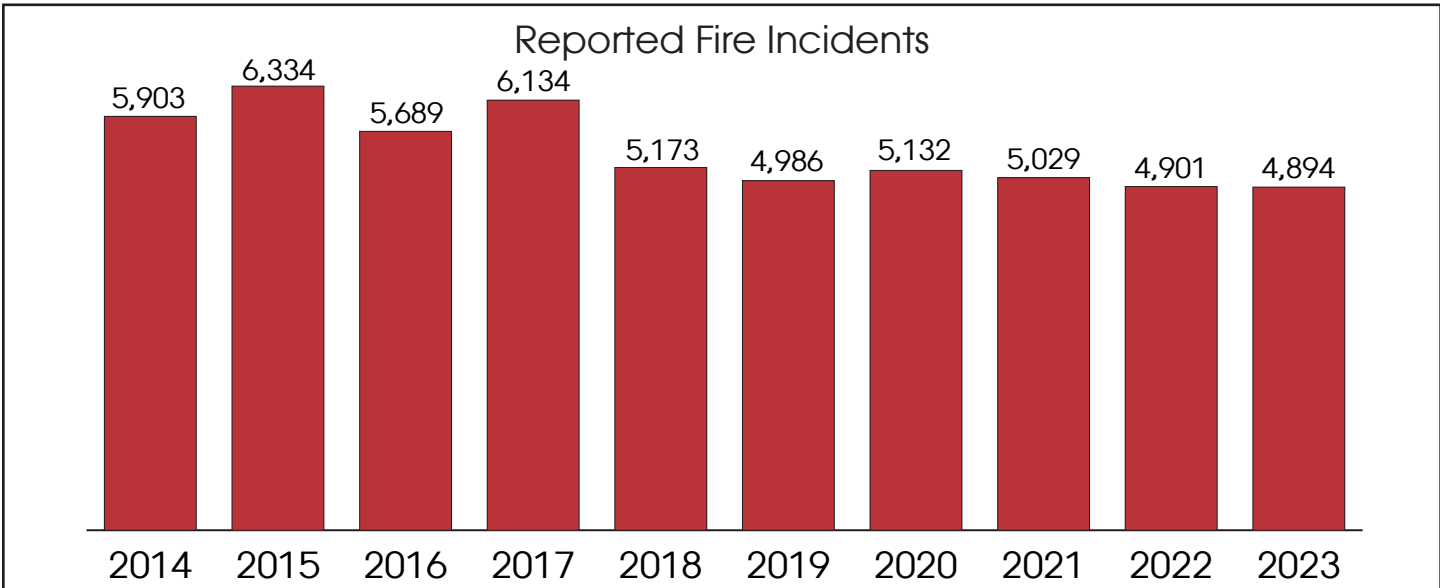
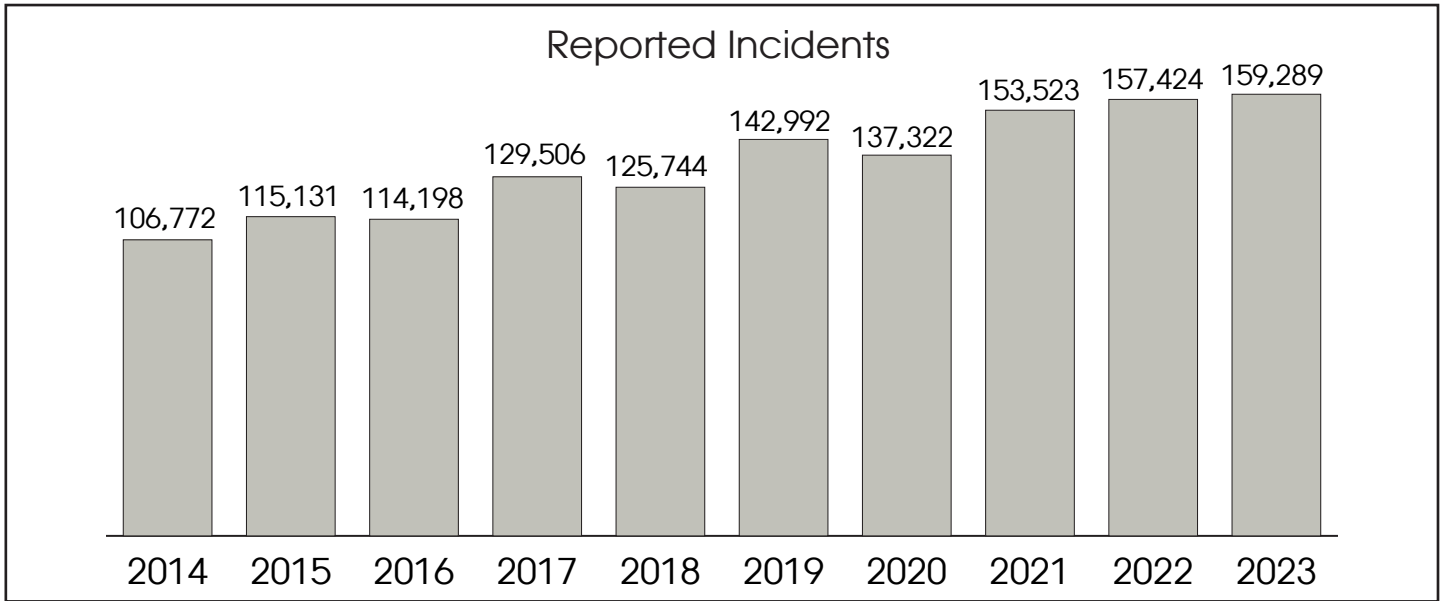
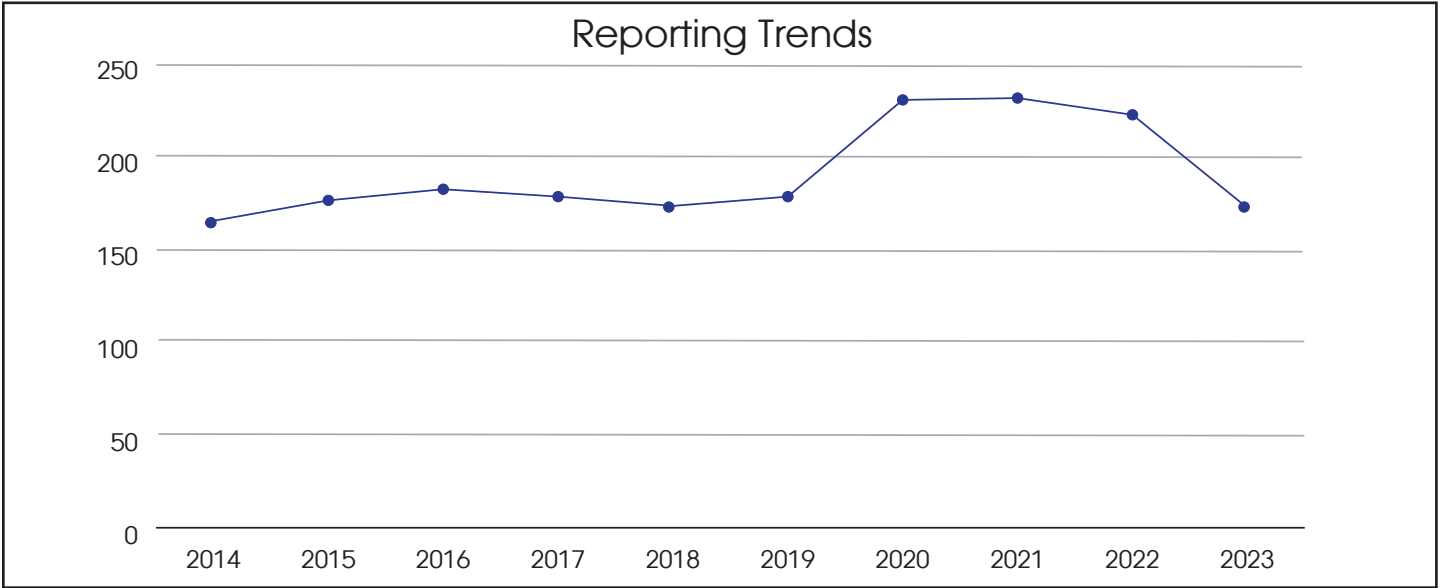
# LICENSE AND CERTIFICATION

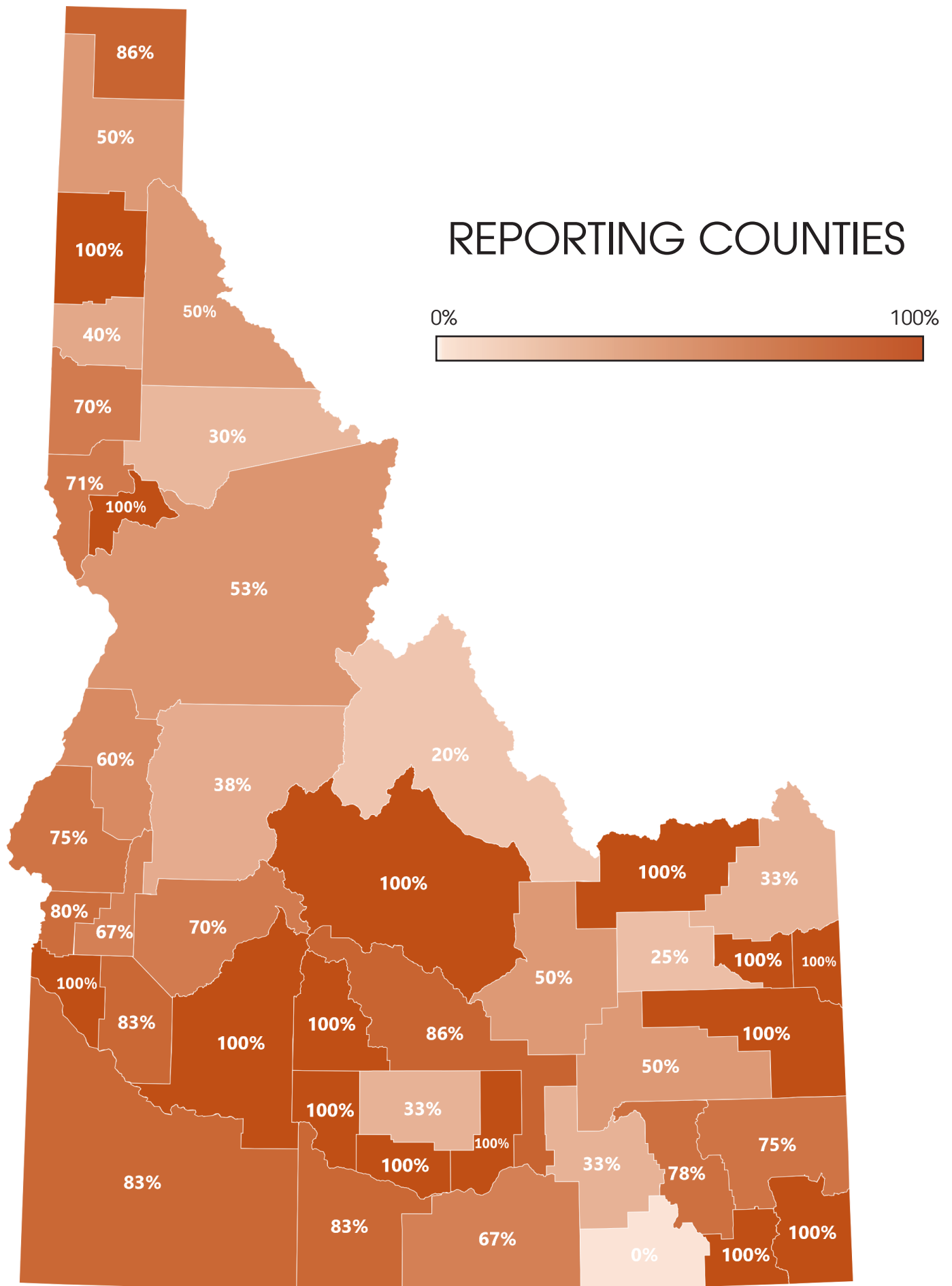


# LICENSE AND CERTIFICATION



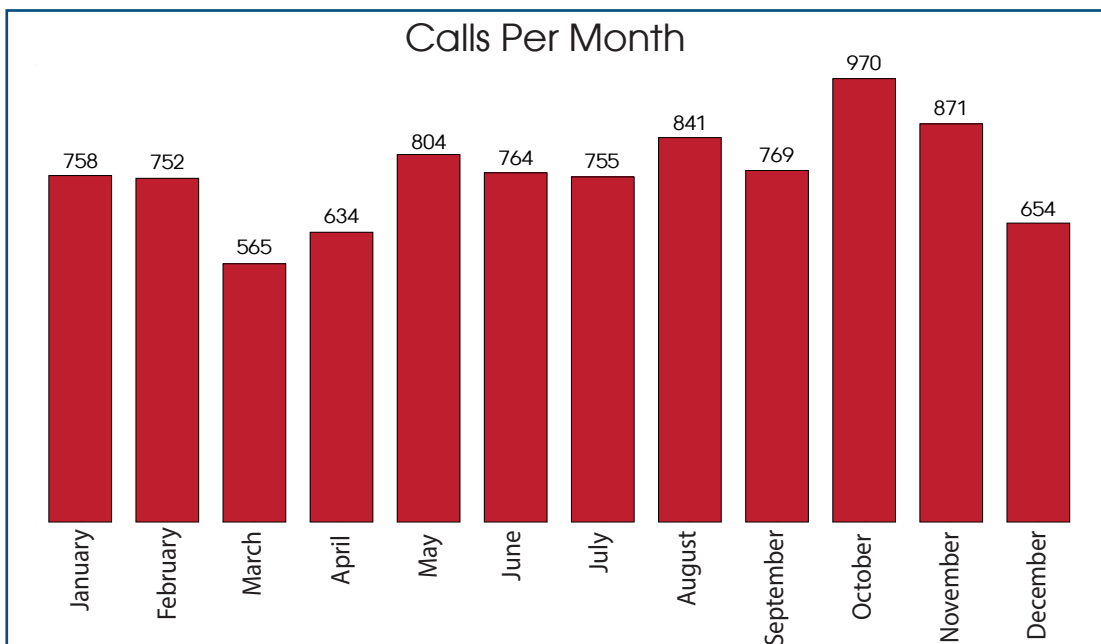
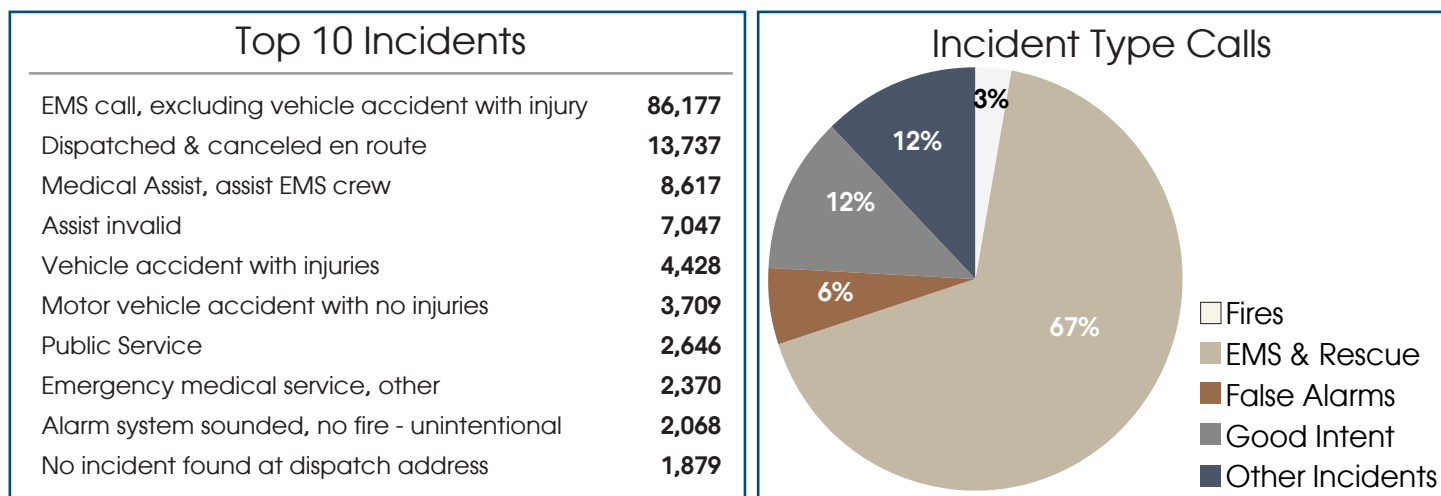
# FIRE DEPARTMENT REPORTING





# INCIDENT SUMMARY

Total Fires 4,835	Total Non-Fire Incidents 154,434	All Incidents 159,269	Mutual Aid Given 3,468
----------------------	-------------------------------------	--------------------------	---------------------------



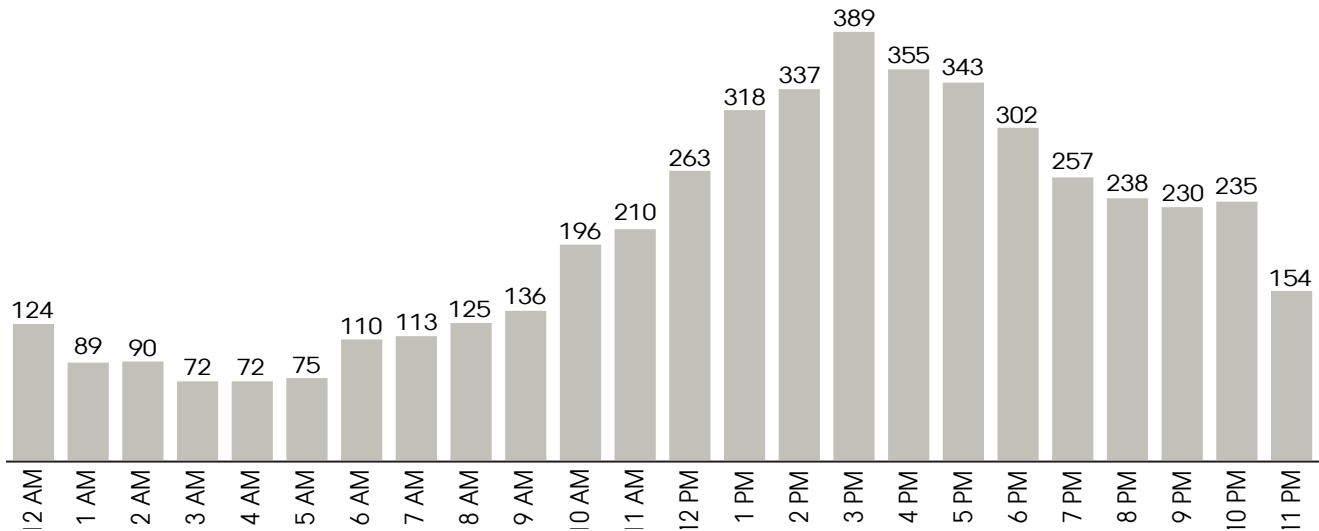
Summary of Reported Incidents					
	2019	2020	2021	2022	2023
<b>Fires</b>	4,986	5,132	5,029	4,901	4,835
<b>Non-Fire Incidents</b>	130,003	132,190	148,494	152,523	154,401
<b>All Incidents</b>	134,989	137,322	153,523	157,424	159,269
<b>Mutual Aid Given</b>	7,920	8,198	9,661	3,758	3,468

# FIRE SUMMARY

## Summary of Reported Incidents

	Total Incidents	Fire Service Fatalities	Fire Service Injuries	Civilian Fatalities	Civilian Injuries	Property Loss	% of Fire Incidents
<b>Structure Fires</b>	1,595	0	27	7	31	\$97,432,045	33%
<b>Vehicle Fires</b>	744	0	1	4	0	\$14,983,962	15%
<b>Other Fires</b>	2,496	0	3	1	4	\$5,096,119	52%
<b>Total</b>	4,8356	0	31	12	35	\$117,512,126	100%

### Fire Incidents Per Hour



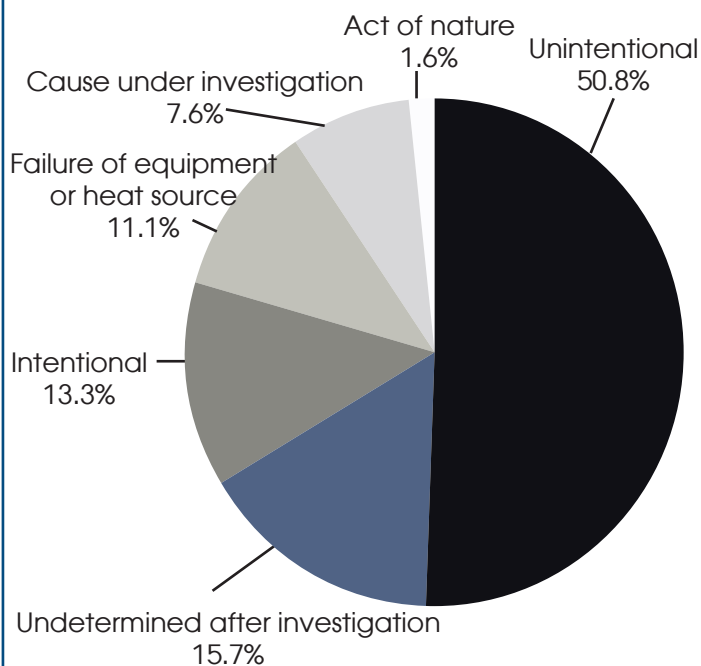
Property Type		# of Incidents	Property Loss
Assembly	Churches, stadiums, clubs, convention centers, restaurants, museums	45	\$670,450
Educational	Schools and daycares in commercial property	12	\$3,531,500
Healthcare/ Detention/Correction	Nursing homes, mental health facilities, hospitals, police stations, jails/prisons	19	\$30,000
Residential	1 or 2 family dwellings, apartments, hotel/motel, dormitory	1,119	\$50,990,724
Mercantile/Business	Retail and grocery stores, gas stations, barber shops, dry cleaners, banks, repair shops, etc.	51	\$4,837,500
Utility/Defense/ Agriculture/Mining	Crops, livestock production, forest/woodland, sanitation utility	22	\$754,000
Manufacturing	Processing	26	\$3,182,246
Storage	Outbuildings, sheds, livestock storage, parking garages, warehouses, self storage units	123	\$3,902,632
Outside/Specialty Property	Open land, landfill, construction sites, roads, parking lots	113	\$1,310,230
Undetermined		6	\$0
Other		12	\$35,001

# FIRE SUMMARY

## Top 10 Large Property Loss

February 10, 2023	Meridian	Meridian Fire Department	Road freight/Transport Vehicle	\$1.00M
February 11, 2023	New Meadows	Meadows Valley Rural Fire District	1 or 2 family dwelling	\$1.5M
February 13, 2023	New Meadows	Meadows Valley Rural Fire District	Manufacturing, processing	\$2.00M
February 23, 2023	Sandpoint	Selkirk Fire, Rescue & EMS	Merchantile, business	\$2.00M
April 21, 2023	Pocatello	Pocatello Fire Department	High school/Junior high school/Middle school	\$3.50M
June 4, 2023	Coeur d'Alene	Northern Lakes Fire Protection District	1 or 2 family dwelling	\$1.00M
July 28, 2023	Oldtown	West Pend Oreille Fire District	Manufacturing, processing	\$1.00M
November 11, 2023	Rockland	Rockland Rural Fire District	1 or 2 family dwelling	\$2.00M
November 28, 2023	Boise	Boise Fire Department	1 or 2 family dwelling	\$1.00M
December 7, 2023	Boise	Boise Fire Department	Department or discount store	\$1.00M

## Cause of Ignition

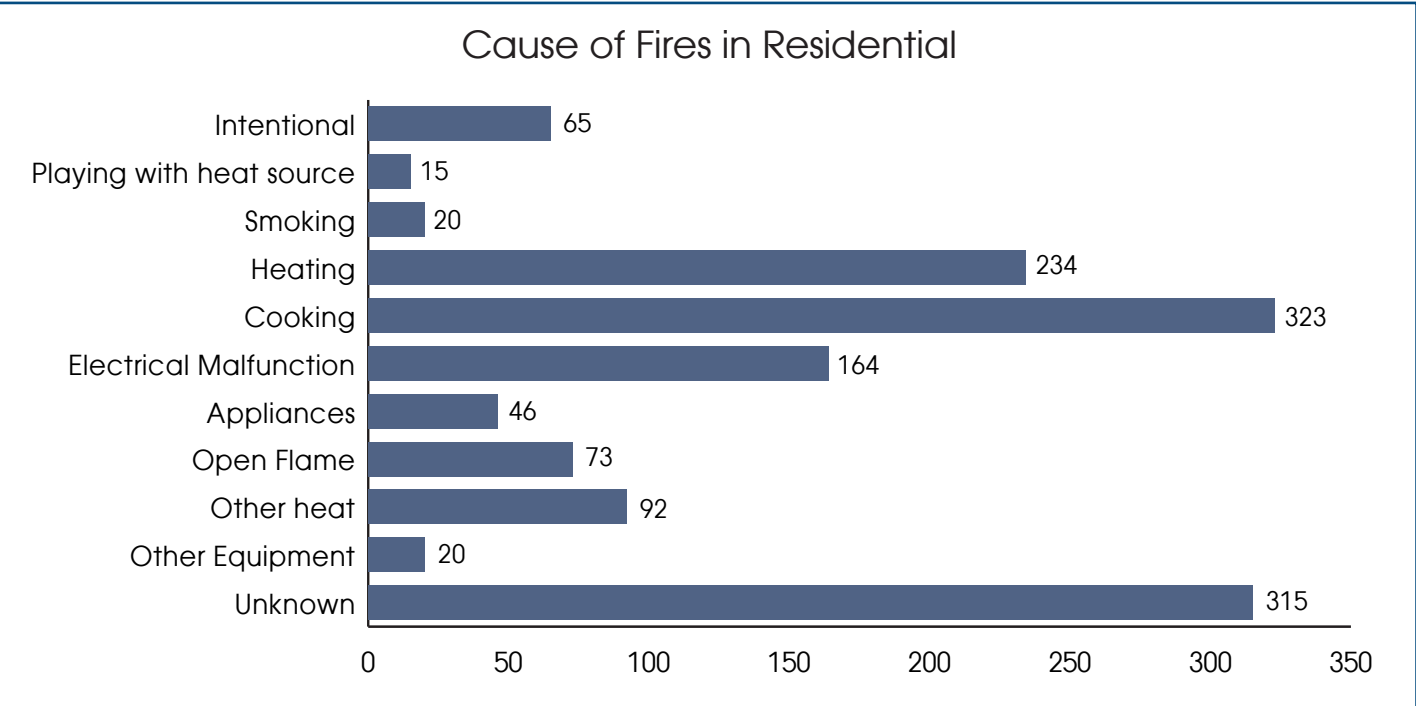
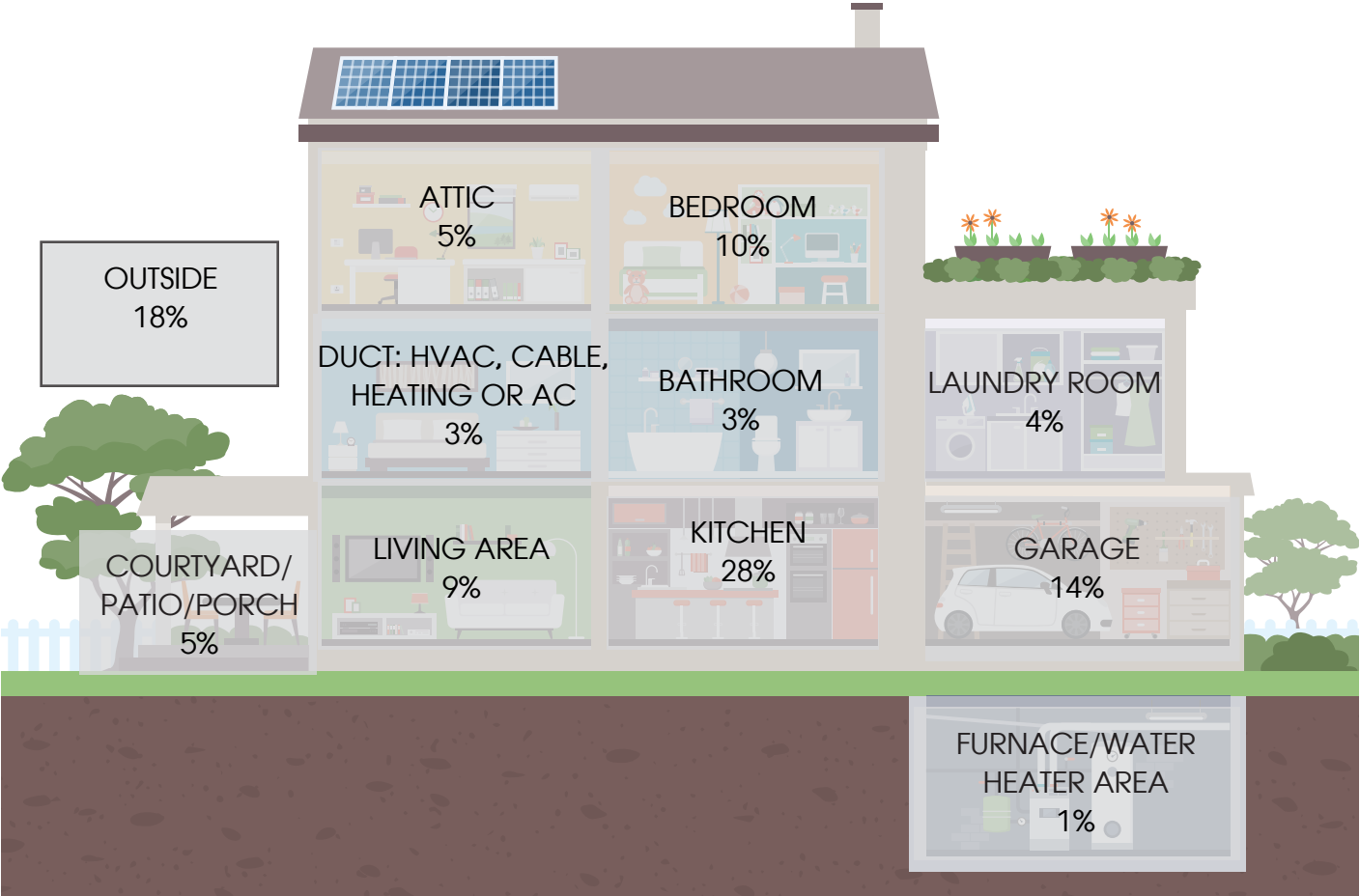


## Top Items First Ignited


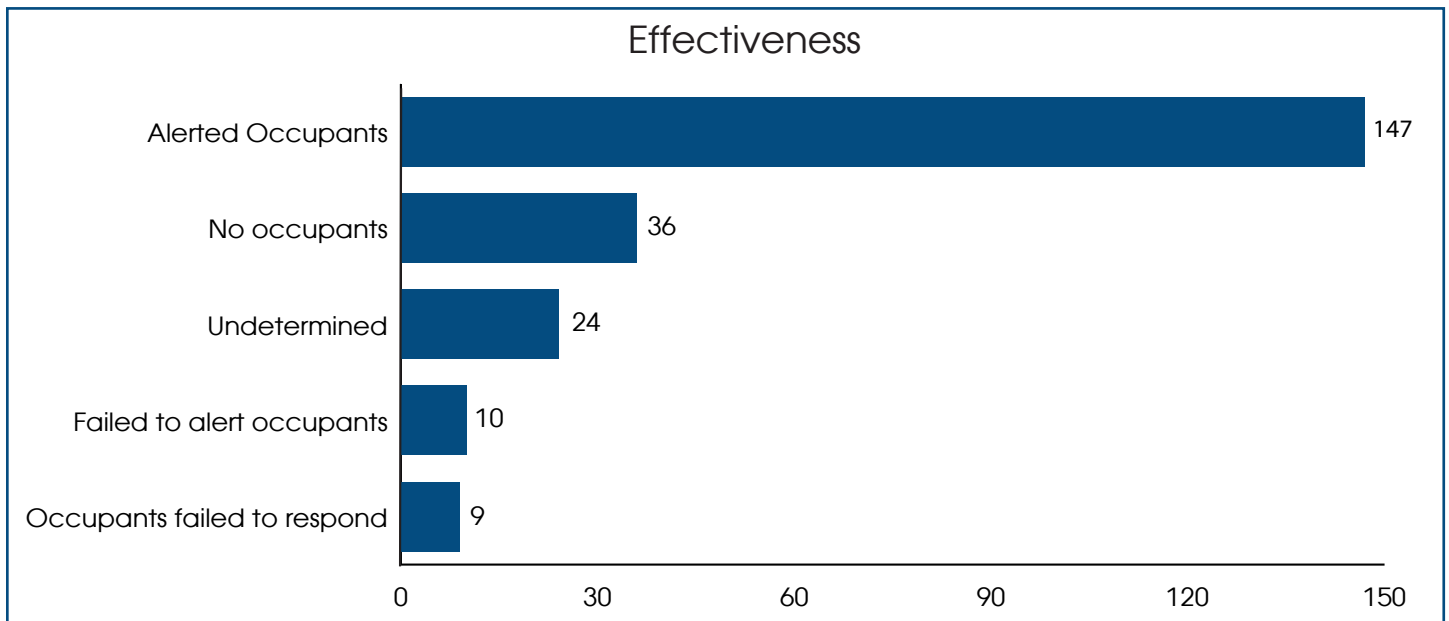
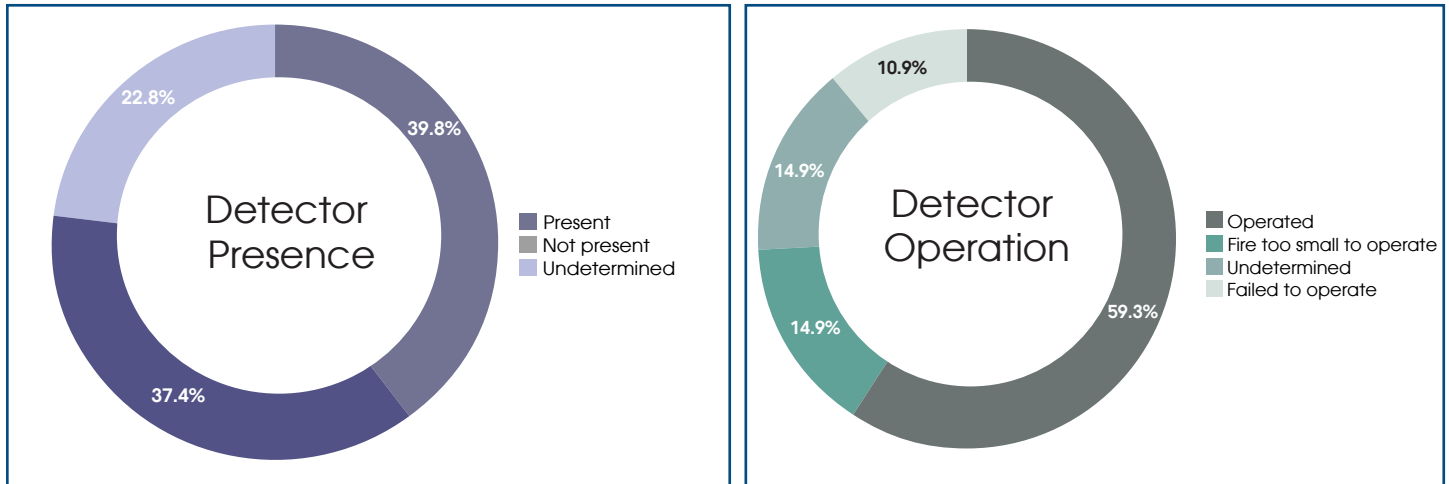
Undetermined	1,260
Light vegetation - including grass (no crop)	583
Electrical wire, cable insulation	166
Organic material	159
Rubbish, trash or waste	129
Flammable liquid/gas - in/from engine or burner	76
Cooking materials, including edible materials	73
Heavy vegetation, including trees (no crop)	
Exterior wall covering or finish	66
Agricultural crop, including fruits and vegetables	62



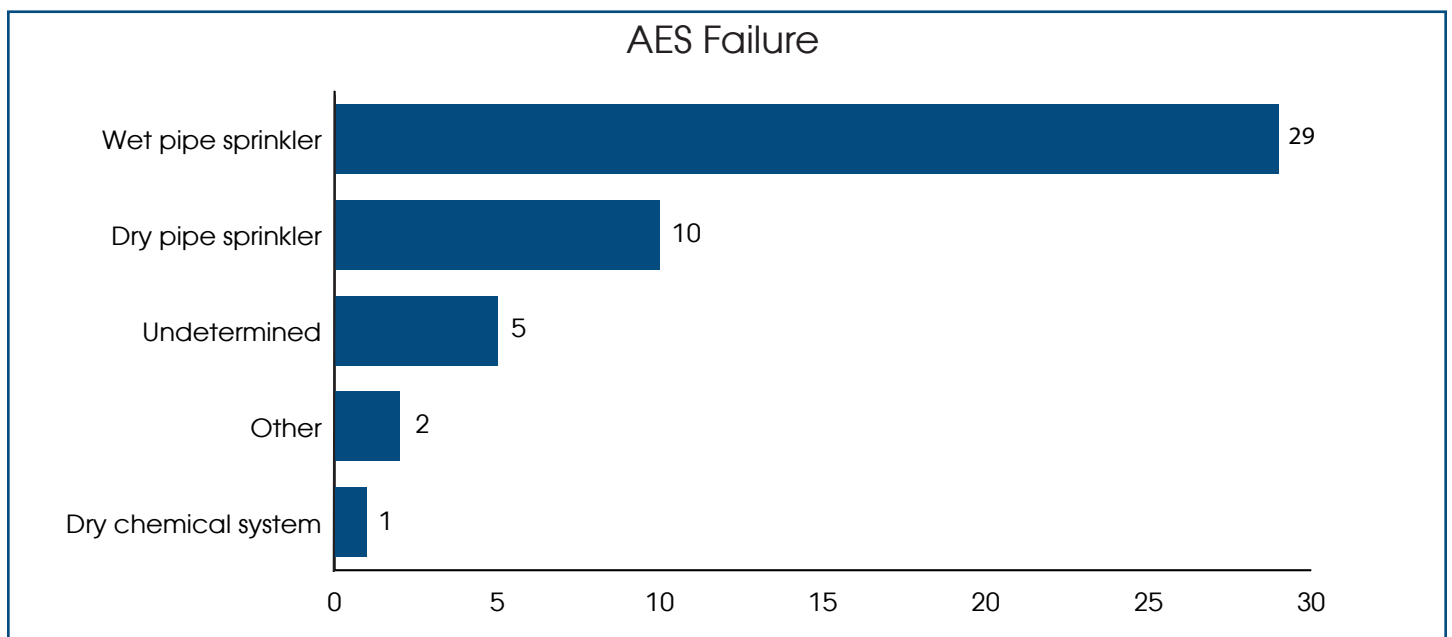
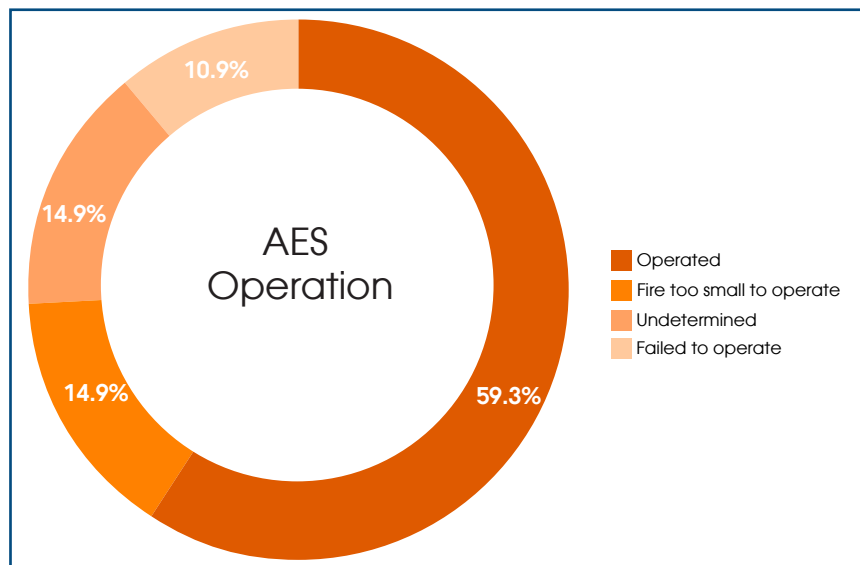
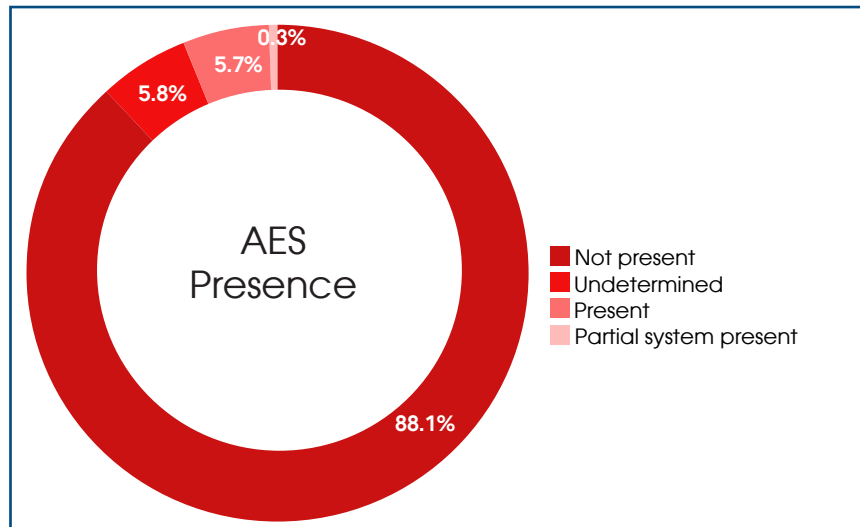
# RESIDENTIAL STRUCTURE FIRES



# SMOKE DETECTORS



# AUTOMATIC EXTINGUISHING SYSTEMS

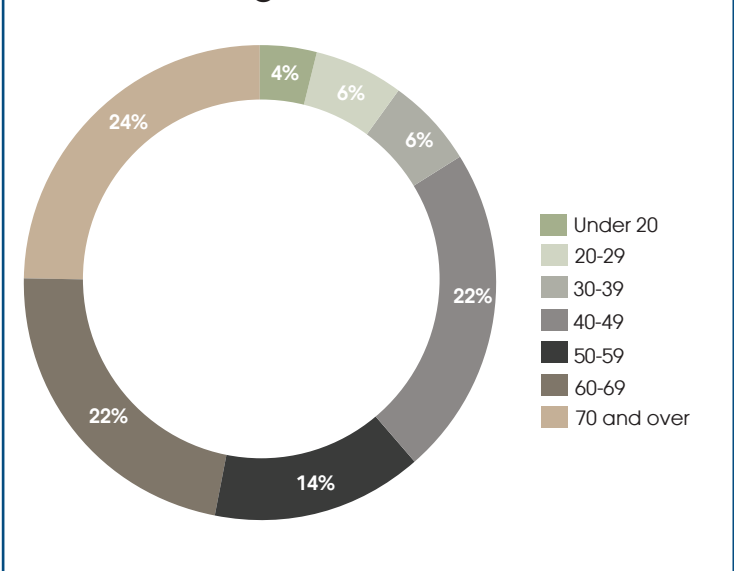


# CIVILIAN FIRE CASUALTIES SUMMARY

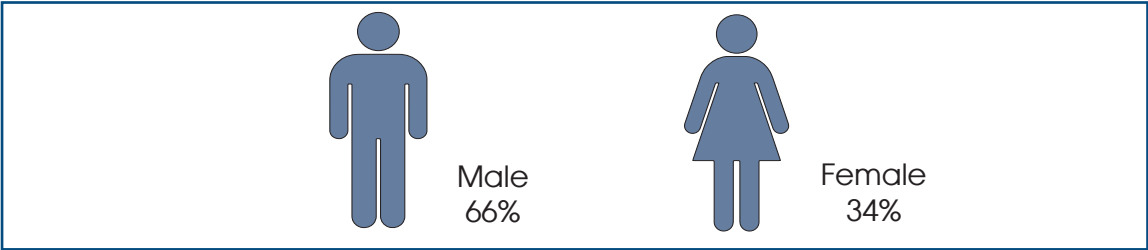
Fire Causes to Casualties

	Injuries	Fatalities
Unknown	12	4
Unanswered	8	3
Open flame	6	0
Unintentional, careless	4	1
Cooking	4	0
Heating	3	1
Intentional	1	0
Natural	1	0
Equipment misoperation/Failure	0	1

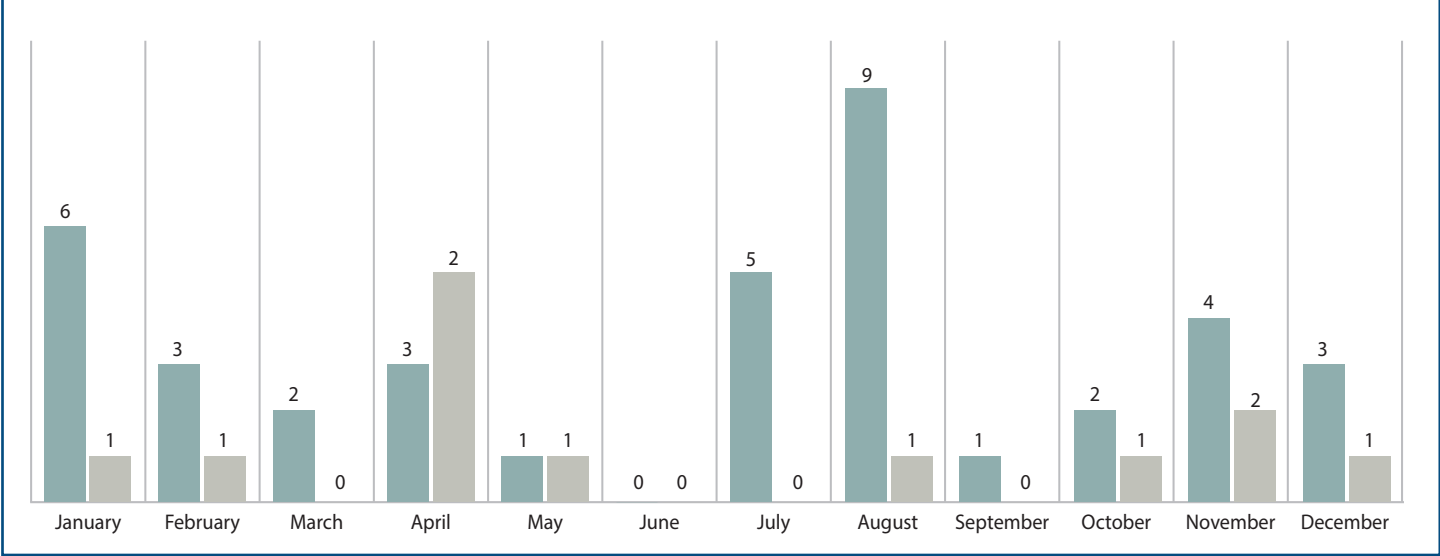
Age of Casualties



	Single Family Dwelling	Multi-Family Dwelling	Mobile Home	Vehicle as Residence	Vehicle	Shed/ Storage Structure	Commercial	Open Land/Field
Injuries	18	6	0	4	3	2	3	3
Fatalities	3	0	1	1	1	3	0	2



Frequency of Casualties



# FIRE SERVICE CASUALTIES SUMMARY

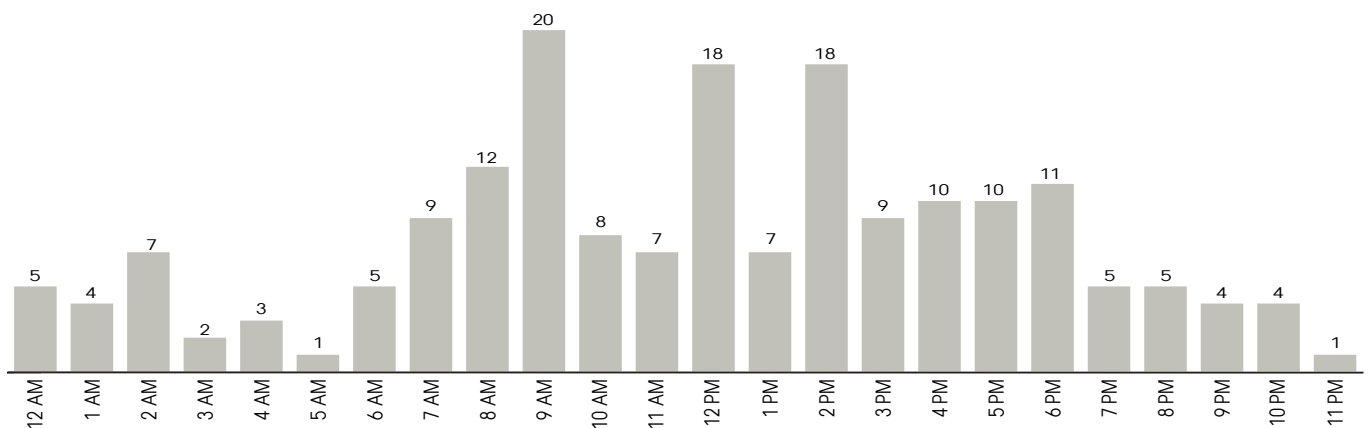
## Incident Type Resulting in Injuries

Driving or riding vehicle	4
Operating apparatus	4
Extinguishing/neutralizing incident	10
Suppression support	12
Access or egress	10
EMS/Rescue	40
Other incident scene activity	3
Fire station activities (includes training)	15
Administrative/Inspections	3
Unreported	91

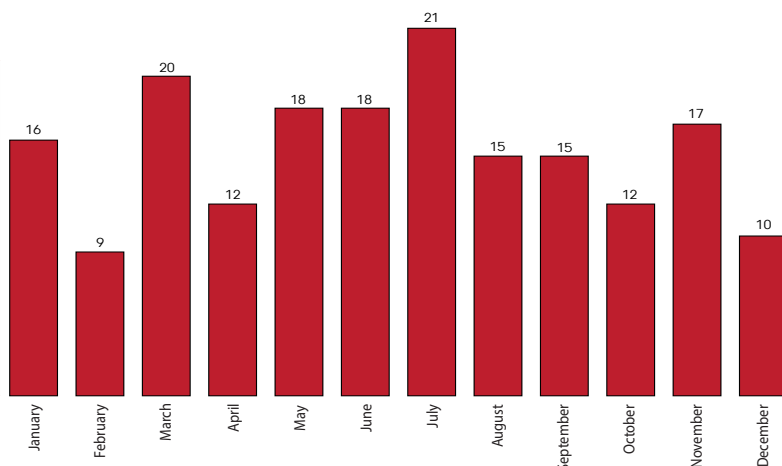
## Incident Type Resulting in Injuries

Fires	31
Overpressure rupture, explosion, overheating	0
EMS/Rescue	122
Hazardous Condition	0
Service call	20
Good intent	6
False alarm	6

## Fire Service Injuries by Month of Year



## Fire Service Injuries by Month of Year



**\*No Fire Service Fatalities for 2023**

The following departments did not submit all of their incidents or have corrected invalid reports. Their reports impact the outcome of these statistics.

**Ada County**

IDOC Fire Department  
Kuna Rural Fire District

**Boundary County**

Moyie Springs Fire Department  
North Bench Fire District

**Adams County**

Bear Fire District  
Council Valley Volunteer Fire Department

**Butte County**

Lost River Fire Protection District

**Bannock County**

Arimo Fire Department  
Downey Fire District

**Canyon County**

Parma Rural Fire Protection District  
Upper Deer Flat Fire Department

**Benewah County**

Emida Fire Protection District  
Fernwood Fire Protection District  
Tensed Rural Fire District

**Caribou County**

Bancroft Volunteer Fire Department  
Grace Fire Department

**Bingham County**

Aberdeen/Springfield Fire District  
Atomic City Fire Department  
Fort Hall Fire & EMS District

**Cassia County**

Ace Fire Protection Association  
Oakley Fire Department

**Blaine County**

Ketchum Fire Department  
Smiley Creek Rural Fire Protection District

**Clearwater County**

Elk River Volunteer Fire Department  
Evergreen Rural Fire District  
Grangemont Rural Fire District  
Pierce Volunteer Fire Department  
Upper Fords Creek Rural Fire Department  
Weippe Fire Department

**Boise County**

Centerville Volunteer Fire Department  
Horseshoe Bend Fire Protection District  
Robie Creek Volunteer Fire Department  
Thorn Creek Volunteer Fire Department

**Custer County**

North Custer Rural Fire District  
Sawtooth Valley Rural Fire Department  
South Custer Rural Fire District

**Bonner County**

Coolin-Cavanaugh Bay Fire Protection District  
Sam Owen Fire District  
Schweitzer Fire District  
East Priest Lake Fire District  
Kilroy Bay-Pine Cove Fire Department  
North of the Narrows Fire Department  
Upper Pack River Volunteer Fire District

**Fremont County**

Island Park Fire Protection District  
North Fremont Fire District

**Gem County**

Gem County Fire Protection District 2

**Idaho County**

BPC Rural Fire Department  
Elk City Volunteer Fire Department  
Ferdinand Fire Department  
Glenwood-Caribel Volunteer Fire District  
Grangeville City Fire Department  
Grangeville Rural Fire District  
Ridge Runner Fire Department  
Sesech Meadows Rural Fire Department  
White Bird Fire Department

**Jerome County**

Jerome Rural Fire District 1

**Latah County**

Bovill Fire Protection District  
Deary Rural Fire District  
Genesee City Fire Department  
Genesee Rural Fire Protection District

**Lemhi County**

Leadore Volunteer Fire Department  
Lemhi County Fire Protection District  
North Fork Fire Protection District  
Williams Lake Volunteer Fire Department

**Lincoln County**

Richfield Fire Protection District  
Shoshone City/Rural Fire Department

**Nez Perce County**

Lewiston Fire Department  
Nez Perce County Fire Department  
Wheatland Fire Protection District

**Oneida County**

Malad Volunteer Fire Department

**Owyhee County**

Fruitland Fire Department  
Sand Hollow Fire Protection District  
Silver City Fire & Rescue

**Power County**

American Falls Fire Department  
American Rural Fire Protection District

**Shoshone County**

Mullan Volunteer Fire Department  
Shoshone County Fire Protection District 2  
Shoshone County Fire Protection District 3  
St. Joe Valley Fire District 4

**Twin Falls County**

Salmon Tract Rural Fire Protection District

**Valley County**

Big Creek Fire Department  
High Valley Fire Protection Association  
Silver Creek Volunteer Fire District  
Southern Idaho Timber Protection Association  
Yellow Pine Fire District

**Washington County**

Midvale Fire Protection District

FDID	Fire Departments	Structure Fires	Vehicle Fires	Other Fires	Total Fires	EMS & Rescue	False Alarms	Other Calls
<b>Ada County</b>								
01100	Boise Fire Department	205	67	246	518	14,762	1,766	7,003
01344	Eagle Fire Department	27	11	55	93	1,927	227	1,006
01248	IDOC Fire Department	Not Reporting						
01246	Kuna Fire Department	Not Reporting						
01313	Meridian Fire Department	81	30	121	232	4,936	683	2,396
01342	Star Fire Protection District	10	7	34	51	365	62	279
<b>Adams County</b>								
03338	Bear Fire District	Not Reporting						
03324	Brundage Mountain Fire District	0	0	0	0	0	0	0
03320	Council Valley Vol. Fire Department	Not Reporting						
03334	Indian Valley Rural Fire Department	0	0	2	2	2	1	2
03340	Meadows Valley Protection District	5	1	2	8	49	12	13
<b>Bannock County</b>								
05322	Arimo Fire Department	Not Reporting						
05207	Chubbuck Fire Department	5	1	7	13	1,334	96	278
05326	Downey Fire District	Not Reporting						
05328	Inkom Fire Department	1	0	1	2	0	1	9
05329	Lava Hot Springs Fire Department	0	1	3	4	3	0	23
05340	McCammon Fire Department	2	2	0	4	0	4	6
05323	North Bannock Fire District	4	3	5	12	10	5	15
05101	Pocatello Fire Department	59	12	24	95	7,624	338	994
05331	Pocatello Valley Fire Protection District	2	2	4	8	0	1	8
<b>Bear Lake County</b>								
07333	Bear Lake County Fire District	5	2	3	10	10	3	11
07301	Montpelier Fire Department	4	0	0	4	4	8	26
<b>Benewah County</b>								
09320	Emida Fire Protection District	2	0	1	3	0	0	0
09330	Fernwood Fire Protection District	1	0	1	2	2	0	1



Total Incidents	Mutual Aid Given	Approximate Total Dollar Loss	Acres Burned	Civilian Injuries	Civilian Fatalities	Firefighter Injuries	Firefighter Fatalities
24,049	16	\$14,176,693	1,583.8	8	0	126	0
3,253	12	\$2,940,880	325.24	2	0	2	0
Not Reporting							
Not Reporting							
8,247	43	\$6,019,600	276.71	2	0	1	0
757	241	\$849,678	490	0	0	0	0
Not Reporting							
0	0	\$0	0	0	0	0	0
Not Reporting							
7	5	\$0	8.1	0	0	0	0
82	4	\$6,460,500	1	0	0	0	0
Not Reporting							
1,721	6	\$201,000	1	0	0	1	0
Not Reporting							
12	28	\$5,000	1	0	0	0	0
30	6	\$83,000	14	0	0	0	0
14	7	\$135,001	0	0	0	0	0
42	9	\$800,000	0.15	0	0	0	0
9,051	3	\$4,728,271	115	1	0	12	0
17	1	\$42,000	0.71	0	0	0	0
34	1	\$1,320,125	1.02	0	0	0	0
42	1	\$605,945	0	0	0	0	0
3	0	\$0	0	0	0	0	0
5	1	\$7,500	0	0	0	0	0

FDID	Fire Departments	Structure Fires	Vehicle Fires	Other Fires	Total Fires	EMS & Rescue	False Alarms	Other Calls
09302	Gateway Fire Protection District	9	1	15	25	400	5	48
09366	St. Maries Fire Protection District	12	4	27	43	47	21	108
09335	Tensed Rural Fire District	Not Reporting						
Bingham County								
11303	Aberdeen/Springfield Fire District	Not Reporting						
11360	Atomic City Fire Department	Not Reporting						
11101	Blackfoot Fire Department	29	16	76	121	2,590	122	399
11357	Firth Rural Fire District	1	6	15	22	10	8	62
11334	Fort Hall Fire & EMS District	Not Reporting						
11355	Shelley Rural Fire District	5	5	8	18	41	28	70
Blaine County								
13302	Bellevue Fire Department	4	0	2	6	9	11	16
13354	Carey Rural Fire Protection District	1	1	7	9	48	1	20
13301	Hailey Fire Department	5	2	12	19	450	94	197
13203	Ketchum Fire Department	8	0	5	13	719	209	215
13308	Smiley Creek Rural Fire Protection District	Not Reporting						
13306	Sun Valley Fire Department	4	2	6	12	163	127	196
13334	Wood River Fire Protection District	6	0	14	20	857	25	194
Boise County								
15309	Centerville Volunteer Fire Department	Not Reporting						
15330	Clear Creek Volunteer Fire Department	2	0	1	3	28	0	4
15311	Garden Valley Fire Protection District	6	1	13	20	47	3	68
15345	Horseshoe Bend Fire Protection District	Not Reporting						
15324	Idaho City Volunteer Fire Department	1	2	0	3	83	2	10
15342	Lowman Volunteer Fire District	2	2	1	5	20	0	3
15301	Placerville Fire Protection District	1	0	1	2	20	0	8
15313	Robie Creek Volunteer Fire Department	0	1	3	4	16	0	3
15335	Thorn Creek Volunteer Fire Department	Not Reporting						

Total Incidents	Mutual Aid Given	Approximate Total Dollar Loss	Acres Burned	Civilian Injuries	Civilian Fatalities	Firefighter Injuries	Firefighter Fatalities
478	20	\$0	12.4	0	0	0	0
219	34	\$898,800	14	0	1	0	0
Not Reporting							
Not Reporting							
Not Reporting							
Not Reporting							
3,232	41	\$1,200,100	18.2	0	0	1	0
102	11	\$433,800	5	0	0	0	0
Not Reporting							
157	7	\$0	1.61	0	0	0	0
Not Reporting							
42	56	\$16,000	7,396.7	0	0	0	0
78	8	\$2,750	31	0	0	0	0
760	23	\$31,000	7,399.2	0	0	0	0
1,156	56	\$28,100	14.2	0	0	0	0
Not Reporting							
498	68	\$540,000	7,403.5	0	0	0	0
1,096	67	\$11,050	7,399.54	0	0	0	0
Not Reporting							
Not Reporting							
35	7	\$170,000	0	0	0	0	0
138	7	\$700	6.22	0	0	0	0
Not Reporting							
98	0	\$0	0	0	0	0	0
29	0	\$436,221	0.1	0	0	0	0
30	0	\$0	0.01	0	0	0	0
23	1	\$0	0.02	0	0	0	0
Not Reporting							

FDID	Fire Departments	Structure Fires	Vehicle Fires	Other Fires	Total Fires	EMS & Rescue	False Alarms	Other Calls
15340	Wilderness Ranch Fire Protection District	1	1	2	4	99	5	23
<b>Bonner County</b>								
17314	Clark Fork Valley Fire & Rescue	4	4	6	14	16	1	24
17344	Coolin Cavanaugh Bay Fire Protection District	Not Reporting						
17340	East Priest Lake Fire District	Not Reporting						
17345	Kilroy Bay-Pine Cove Fire Department	Not Reporting						
17339	North of the Narrows Fire District	Not Reporting						
17333	Northside Fire District	19	4	27	50	358	39	234
17360	Sam Owen Fire District	4	1	4	9	13	1	9
17349	Schweitzer Fire District	Not Reporting						
17346	Selkirk Fire, Rescue & EMS	34	8	51	93	1,012	123	730
17361	Upper Pack River Volunteer Fire District	Not Reporting						
17337	West Pend Oreille Fire District	15	4	14	33	104	9	237
17319	West Priest Lake Fire District	1	1	1	3	3	9	27
<b>Bonneville County</b>								
19315	Ammon Fire Department	4	5	5	14	56	122	152
19320	Bonneville County Fire District 2	0	0	0	0	0	0	0
19340	Greater Swan Valley Fire Protection District 2	5	3	2	10	24	8	19
19110	Idaho Falls Airport Fire Department	0	0	0	0	6	1	11
19101	Idaho Falls Fire Department	69	33	107	209	13,467	616	1,761
19317	Ucon Fire Department	2	0	1	3	1	1	4
<b>Boundary County</b>								
21301	Bonnors Ferry Fire Department	0	0	0	0	0	0	0
21333	Curley Creek Volunteer Fire Department	3	0	1	4	22	0	31
21344	Hall Mountain Volunteer Fire Department	3	0	3	6	47	1	21
21315	Moyie Springs Fire Department	Not Reporting						
21341	North Bench Fire District	5	1	12	18	70	1	25
21348	Paradise Valley Fire District	3	1	7	11	7	0	12

Total Incidents	Mutual Aid Given	Approximate Total Dollar Loss	Acres Burned	Civilian Injuries	Civilian Fatalities	Firefighter Injuries	Firefighter Fatalities
131	1	\$0	1.1	0	0	0	0
55	5	\$22,000	47.02	0	0	0	0
Not Reporting							
Not Reporting							
Not Reporting							
Not Reporting							
681	28	\$1,112,500	0.25	2	0	1	0
32	50	\$0	0.03	0	0	0	0
Not Reporting							
1,958	52	\$9,727,900	18.25	0	0	0	0
Not Reporting							
383	25	\$2,062,320	4	0	0	0	0
42	10	\$10,500	0	0	0	0	0
344	4	\$36,050	1	0	0	0	0
0	0	\$0	0	0	0	0	0
61	0	\$424,802	1	1	1	0	0
18	1	\$0	0	0	0	0	0
16,053	0	\$4,450,328	40.2	2	0	2	0
9	14	\$16,500	4	0	0	0	0
0	52	0	0	0	0	0	0
57	2	\$45,000	0	0	0	0	0
75	0	\$6,500	1	0	0	0	0
Not Reporting							
114	9	\$0	4	0	0	0	0
30	149	\$0	7.63	0	0	0	0

FDID	Fire Departments	Structure Fires	Vehicle Fires	Other Fires	Total Fires	EMS & Rescue	False Alarms	Other Calls
21346	South Boundary Fire Protection District	4	2	11	17	124	4	18
Butte County								
23316	Arco Fire Department	1	1	4	6	8	1	7
23341	Lost River Fire Protection District	Not Reporting						
Camas County								
25301	Fairfield Fire Department	4	2	3	9	10	1	3
25340	West Magic Fire District	0	0	0	0	0	0	0
Canyon County								
27211	Caldwell Fire Department	72	22	87	181	4,451	376	2,036
27344	Melba Rural Fire Protection District	2	1	17	20	92	11	59
27336	Middleton Rural Fire District	14	11	53	78	735	50	454
27101	Nampa Fire Department	59	43	110	212	7,603	519	2,378
27338	Parma Rural Fire Protection District	4	6	34	44	374	22	99
27339	Upper Deer Flat Fire Department	1	1	10	12	0	1	13
27307	Wilder Rural Fire Protection District	4	2	11	17	262	20	139
Caribou County								
29306	Bancroft Volunteer Fire Department	0	0	0	0	0	0	1
29305	Caribou County Fire Department	3	8	2	13	0	0	10
29309	Grace Fire Department	0	0	0	0	0	0	4
25301	Soda Springs Fire Department	2	2	1	5	0	4	21
Cassia County								
31343	Ace Fire Protection Association	Not Reporting						
31342	Albion Fire Protection District	0	0	1	1	5	3	6
31201	Burley Fire Department	29	8	41	78	971	106	186
31334	Declo Fire Department	1	5	11	17	25	0	22
31340	Oakley Fire Department	Not Reporting						
31338	Raft River Fire Protection District	3	3	6	12	6	0	14

Total Incidents	Mutual Aid Given	Approximate Total Dollar Loss	Acres Burned	Civilian Injuries	Civilian Fatalities	Firefighter Injuries	Firefighter Fatalities
163	34	\$233,400	9.35	0	0	0	0
22	6	\$87,989	3.2	0	0	0	0
Not Reporting							
23	0	\$811,000	5	0	0	1	0
0	0	\$0	0	0	0	0	0
7,044	62	\$3,030,650	49.26	0	1	0	0
182	11	\$53,865	52.16	0	0	0	0
1,317	66	\$1,328,000	259.1	0	0	2	0
10,712	33	\$4,360,960	2	7	1	3	0
539	27	\$177,600	26.98	0	0	0	0
26	17	\$11,500	0	0	0	0	0
438	65	\$170,600	25	0	0	0	0
1	0	\$0	0	0	0	0	0
23	1	\$0	1	0	1	0	0
4	3	\$0	0	0	0	0	0
30	1	\$5,000	0	0	0	0	0
Not Reporting							
15	0	\$120,000	1	0	0	0	0
1,341	10	\$1,303,350	155.53	0	0	0	0
64	8	\$256,000	13	0	0	0	0
Not Reporting							
32	1	\$637,310	162.1	0	0	0	0

FDID	Fire Departments	Structure Fires	Vehicle Fires	Other Fires	Total Fires	EMS & Rescue	False Alarms	Other Calls
Clark County								
33329	Dubois City Fire Department	3	0	1	4	0	0	0
Clearwater County								
35301	Elk River Volunteer Fire Department	0	0	0	0	3	0	0
35341	Evergreen Rural Fire District	Not Reporting						
35330	Grangemont Rural Fire District	1	0	0	1	0	0	0
35340	Greer Fire District	Not Reporting						
35303	Orofino Fire Department	12	0	13	25	114	12	53
35309	Pierce Volunteer Fire Department	Not Reporting						
35338	Sunnyside Rural Fire District	3	0	1	4	0	0	0
35305	Twin Ridge Rural Fire District	0	0	0	0	0	1	3
35334	Upper Fords Creek Rural Fire District	Not Reporting						
35312	Weippe Fire Department	Not Reporting						
Custer County								
37334	North Custer Rural Fire District	10	0	12	22	25	1	1
37301	Sawtooth Valley Rural Fire Department	0	0	1	1	4	0	0
37354	South Custer Rural Fire District	1	0	3	4	6	1	1
Elmore County								
39338	Atlanta Rural Fire Protection District	0	0	0	0	7	0	8
39303	Glenns Ferry Fire Department	1	1	3	5	17	3	3
39336	King Hill Rural Fire District	1	16	21	38	52	1	21
39334	Mountain Home Rural Fire District	12	9	22	43	0	2	24
39301	Mountain Home Volunteer Fire Department	15	4	7	26	1	36	65
39309	Oasis Volunteer Fire Department	1	0	0	1	0	0	0
Franklin County								
41301	Franklin County Fire District	10	7	15	32	43	16	67
Fremont County								
43334	Island Park Fire Protection District	Not Reporting						



Total Incidents	Mutual Aid Given	Approximate Total Dollar Loss	Acres Burned	Civilian Injuries	Civilian Fatalities	Firefighter Injuries	Firefighter Fatalities
4	0	\$96,000	0	1	0	0	0
3	3	\$0	0	0	0	0	0
Not Reporting							
0	0	\$64,000	0	0	0	0	0
Not Reporting							
204	2	\$1,893,000	214.16	0	0	1	0
Not Reporting							
4	7	\$10,000	1	0	0	0	0
4	2	\$0	0	0	0	0	0
Not Reporting							
Not Reporting							
49	0	\$1,130,000	7	0	0	0	0
5	0	\$0	0	0	0	0	0
12	0	\$104,000	2.35	0	0	0	0
15	0	\$0	0	0	0	0	0
28	0	\$150,000	1	0	0	0	0
112	0	\$490,000	850.1	0	0	0	0
69	1	\$803,000	246	0	0	0	0
128	0	\$361,500	4	1	0	0	0
0	0	\$0	0	0	0	0	0
158	3	\$2,131,000	0	0	0	0	0
Not Reporting							

FDID	Fire Departments	Structure Fires	Vehicle Fires	Other Fires	Total Fires	EMS & Rescue	False Alarms	Other Calls
43336	North Fremont Fire District	Not Reporting						
43338	South Fremont Fire District	10	3	17	30	6	3	30
<b>Gem County</b>								
45301	Emmett Fire Department	5	3	5	13	18	36	62
45334	Gem County Fire Protection District 1	11	8	59	78	107	12	83
45339	Gem County Fire Protection District 2	2	1	1	4	0	0	0
<b>Gooding County</b>								
47341	Bliss Rural Fire District	1	4	13	18	24	3	18
47301	Gooding Fire District	4	6	22	32	206	41	81
47323	Hagerman Fire Protection District	3	2	14	19	324	5	49
47303	Wendell Fire Department	2	0	4	6	23	13	14
47335	Wendell Rural Fire District	2	3	16	21	64	2	59
<b>Idaho County</b>								
49352	BPC Rural Fire Department	0	0	1	1	0	1	0
49340	Carrot Ridge Volunteer Fire District	1	0	0	1	0	0	0
49335	Cottonwood Rural Fire District	1	0	3	4	1	1	0
49310	Cottonwood Volunteer Fire Department	1	0	0	1	3	1	2
49316	Elk City Volunteer Fire Department	Not Reporting						
49327	Ferdinand Fire Department	Not Reporting						
49375	Glenwood-Caribel Volunteer Fire District	1	0	0	1	2	0	0
49308	Grangeville City Fire Department	Not Reporting						
49334	Grangeville Rural Fire District	Not Reporting						
49362	Harpster Fire Protection District	5	0	1	6	0	0	3
49330	Kooskia Fire Department	8	3	6	17	16	0	22
49336	Ridge Runners Fire Department	Not Reporting						
49350	Riggins City Fire Department	3	5	5	13	51	0	6
49338	Salmon River Rural Fire Department	3	8	12	23	14	2	27
49370	Secesh Meadow Rural Fire Department	Not Reporting						

Total Incidents	Mutual Aid Given	Approximate Total Dollar Loss	Acres Burned	Civilian Injuries	Civilian Fatalities	Firefighter Injuries	Firefighter Fatalities
Not Reporting							
69	3	\$1,526,570	16	0	0	0	0
129	4	\$96,900	100	0	0	0	0
280	24	\$943,700	202.77	0	0	0	0
4	0	\$52,000	811	0	0	0	0
63	6	\$207,000	181	0	0	0	0
360	20	\$87,400	614.12	0	0	0	0
397	15	\$116,400	31	0	0	0	0
56	0	\$76,100	1	0	0	0	0
146	10	\$436,500	9	0	0	0	0
2	1	\$0	15	1	0	0	0
1	2	\$0	0	0	0	0	0
6	0	\$100,004	1.5	0	0	0	0
7	0	\$70,000	0	0	0	0	0
Not Reporting							
Not Reporting							
4	0	\$760,000	0	1	0	0	0
Not Reporting							
Not Reporting							
9	1	\$400,000	10	0	0	0	0
55	11	\$882,543	2.5	0	0	0	0
70	1	\$1,240,500	0.3	0	0	0	0
66	1	\$0	280.3	1	1	1	0
Not Reporting							

FDID	Fire Departments	Structure Fires	Vehicle Fires	Other Fires	Total Fires	EMS & Rescue	False Alarms	Other Calls
49329	Stites Fire Department	1	1	0	2	1	0	3
49311	White Bird Fire Department	Not Reporting						
Jefferson County								
51334	Central Fire District	31	11	47	89	6	33	73
51337	Hamer Fire Protection District	Not Reporting						
51314	Roberts Fire District	Not Reporting						
51340	West Jefferson Fire Control District	Not Reporting						
Jerome County								
53201	Jerome City Fire Department	18	9	21	48	1,051	124	267
53333	Jerome Rural Fire District 1	8	10	41	59	103	35	191
53353	First Segregation Fire District	7	7	7	21	85	7	76
Kootenai County								
55201	Coeur d'Alene Fire Department	42	7	36	85	7,445	399	1,819
55360	East Side Fire Protection District	4	0	4	8	67	28	55
55346	Hauser Lake Fire Protection District	2	1	14	17	115	4	38
55234	Kootenai County Fire & Rescue	33	23	70	126	6,148	255	1,715
55354	Mica-Kidd Island Fire Protection District	0	6	9	15	53	4	37
55342	Northern Lakes Fire Protection District	23	10	27	60	3,830	170	302
55338	Spirit Lake Fire Protection District	12	1	29	42	541	38	302
55352	Timberlake Fire Protection District	14	7	23	44	660	30	200
55336	Worley Fire Protection District	10	4	18	32	394	32	115
Latah County								
57309	Bovill Fire Protection	Not Reporting						
57341	Deary Rural Fire District	3	0	4	7	9	0	11
57303	Genesee City Fire Department	Not Reporting						
57338	Genesee Rural Fire Protection District	Not Reporting						
57307	Juliaetta Volunteer Fire Department	3	0	2	5	1	1	0
57306	Kendrick Volunteer Fire Department	4	1	2	7	15	2	8

Total Incidents	Mutual Aid Given	Approximate Total Dollar Loss	Acres Burned	Civilian Injuries	Civilian Fatalities	Firefighter Injuries	Firefighter Fatalities
6	8	\$5,400	0.1	0	0	0	0
Not Reporting							
201	6	\$3,137,520	15.68	0	0	0	0
Not Reporting							
Not Reporting							
Not Reporting							
1,490	10	\$154,224	0	1	0	0	0
388	1	\$695,750	25	0	0	0	0
189	0	\$237,150	18	0	0	0	0
9,748	228	\$1,020,870	0	3	0	0	0
158	8	\$0	5	0	0	0	0
174	8	\$120,000	0	0	0	0	0
8,244	495	\$1,115,399	85.18	2	0	15	0
109	54	\$132,000	6	0	0	0	0
5,543	41	\$2,938,000	72	1	0	8	0
923	49	\$442,100	72	0	0	0	0
934	336	\$922,500	74.95	0	0	3	0
573	7	\$573,501	68.1	0	0	0	0
Not Reporting							
27	6	\$635,000	41	0	0	1	0
Not Reporting							
Not Reporting							
7	25	\$1,500	0	0	0	0	0
32	1	\$2,500	25	0	0	0	0

FDID	Fire Departments	Structure Fires	Vehicle Fires	Other Fires	Total Fires	EMS & Rescue	False Alarms	Other Calls
57334	Moscow Rural Fire District	2	1	6	9	72	8	45
57301	Moscow Volunteer Fire Department	33	6	11	50	1,962	227	330
57336	Potlatch Rural Fire District	12	3	8	23	20	1	20
57304	Troy Volunteer Fire Department	3	0	2	5	9	1	10
Lemhi County								
59310	Elk Bend Fire Protection District	0	0	0	0	0	0	0
59315	Leadore Community Vol Fire Department	Not Reporting						
59330	Lemhi County Fire Protection District 1	Not Reporting						
59333	North Fork Fire Protection District	Not Reporting						
59351	Williams Lake Volunteer Fire Department	Not Reporting						
Lewis County								
61304	Craigmont Fire Department	0	0	0	0	4	0	1
61334	Kamiah Rural Fire District	12	2	7	21	626	4	50
61302	Nezperce City Fire Department	1	0	0	1	0	0	0
61310	Nezperce Rural Fire Protection District	1	0	2	3	0	0	1
61312	Winchester Rural Fire District	1	2	1	4	0	0	1
61308	Winchester Volunteer Fire Department	2	1	0	3	2	1	6
Lincoln County								
63306	Dietrich Fire District	1	0	1	2	9	0	9
63308	Richfield Fire Protection District	2	0	0	2	3	0	4
63301	Shoshone City/Rural Fire Department	Not Reporting						
Madison County								
65234	Madison Fire Department	16	15	48	79	41	311	359
Minidoka County								
67336	Minidoka County Fire Protection District	15	5	7	27	498	28	136
67301	Rupert City Fire & Rescue	6	0	4	10	328	24	17
67334	West End Fire Protection District	24	8	5	37	273	6	44

Total Incidents	Mutual Aid Given	Approximate Total Dollar Loss	Acres Burned	Civilian Injuries	Civilian Fatalities	Firefighter Injuries	Firefighter Fatalities
134	3	\$0	7	0	0	0	0
2,599	17	\$0	0	0	0	0	0
64	4	\$378,020	8.51	0	0	0	0
25	1	\$660,000	1.1	0	1	0	0
0	0	\$0	0	0	0	0	0
Not Reporting							
Not Reporting							
Not Reporting							
Not Reporting							
5	11	\$0	0	0	0	0	0
701	2	\$571,000	4.3	0	0	0	0
1	0	\$0	0	0	0	0	0
4	15	\$5,000	3	0	0	0	0
5	1	\$0	1	0	0	0	0
12	5	\$0	0	0	0	0	0
20	6	\$222,000	0	0	0	0	0
9	7	\$0	0	0	0	0	0
Not Reporting							
790	3	\$1,362,050	12.79	0	0	0	0
689	2	\$1,421,800	2	0	0	0	0
379	7	\$49,150	5	0	0	0	0
360	0	\$2,548,900	75	0	0	0	0

FDID	Fire Departments	Structure Fires	Vehicle Fires	Other Fires	Total Fires	EMS & Rescue	False Alarms	Other Calls
Nez Perce County								
69347	Arrow Junction Fire Protection District	0	0	0	0	0	0	1
69333	Big Canyon Fire District	3	0	5	8	0	0	2
69311	Culdesac Volunteer Fire Department	Not Reporting						
69306	Lapwai Fire Department	0	0	0	0	0	0	0
69201	Lewiston Fire Department	43	22	38	103	5,455	256	2,665
69344	Nez Perce County Fire Department	3	1	1	5	0	0	0
69345	Wheatland Fire Protection District	0	0	2	2	0	1	2
Oneida County								
71301	Malad Fire Department/Oneida County	Not Reporting						
Owyhee County								
73340	Bruneau Fire Protection District	3	2	7	12	8	0	14
73338	Grand View Fire Department	4	0	3	7	31	1	21
73334	Homedale Fire Department	2	4	19	25	21	9	48
73336	Marsing Rural Fire District	4	9	26	39	56	8	14
73342	Murphy-Reynolds-Wilson Fire District	0	2	8	10	13	0	13
73320	Silver City Fire & Rescue	Not Reporting						
Payette County								
75302	Fruitland Fire Department	3	3	4	10	1	3	14
75303	New Plymouth Rural Fire Protection District	5	15	28	48	276	4	136
75301	Payette City Fire Department	10	4	8	22	736	25	627
75335	Payette Rural Fire Department	2	2	5	9	4	0	5
75305	Sand Hollow Fire Protection District	3	2	3	8	43	1	17
Power County								
77301	American Falls Fire Department	Not Reporting						
77330	American Falls Rural Fire Protection District	2	2	1	5	0	6	9
77306	Rockland Rural Fire District	2	2	1	5	0	0	5



Total Incidents	Mutual Aid Given	Approximate Total Dollar Loss	Acres Burned	Civilian Injuries	Civilian Fatalities	Firefighter Injuries	Firefighter Fatalities
1	2	\$0	0	0	0	0	0
10	0	\$1,000	3	0	0	0	0
Not Reporting							
0	0	\$0	0	0	0	0	0
8,479	16	\$1,936,821	19.64	2	0	0	0
5	0	\$658,000	5	0	0	1	0
5	25	\$0	0	0	0	0	0
Not Reporting							
34	0	\$0	7	0	0	0	0
60	0	\$152,000	4	0	0	0	0
103	4	\$0	38	0	0	0	0
117	0	\$163,500	30	0	0	0	0
36	1	\$57,500	63	0	0	0	0
Not Reporting							
28	10	\$126,600	0	0	0	0	0
464	10	\$0	7	0	0	0	0
1,410	31	\$305,200	2	0	0	0	0
18	5	\$294,000	6	0	0	0	0
69	36	\$0	5.4	0	0	0	0
Not Reporting							
20	0	\$65,000	0	0	1	0	0
11	3	\$2,655,000	50	0	0	0	0

FDID	Fire Departments	Structure Fires	Vehicle Fires	Other Fires	Total Fires	EMS & Rescue	False Alarms	Other Calls
Shoshone County								
79304	Mullan Volunteer Fire Department	Not Reporting						
79305	Prichard/Murray Volunteer Fire Department	0	0	0	0	39	0	11
79236	Shoshone County Fire Protection District 1	7	1	10	18	359	6	66
79234	Shoshone County Fire Protection District 2	20	13	13	46	689	37	230
79316	Shoshone County Fire Protection District 3	Not Reporting						
79316	St. Joes Valley Fire District	Not Reporting						
Teton County								
81334	Teton County Fire & Rescue	10	4	12	26	573	74	193
Twin Falls County								
83207	Buhl Fire Department	13	7	37	57	900	39	256
83340	Castleford Fire Department	2	0	1	3	10	0	9
83338	Filer Fire Department	6	1	24	31	53	21	104
83334	Rock Creek Rural Fire Protection District	7	6	22	35	993	58	449
83349	Salmon Tract Rural Fire Protection District	Not Reporting						
83101	Twin Falls Fire Department	39	24	47	110	4,278	501	1,507
Valley County								
85341	Big Creek Fire Protection District	Not Reporting						
85334	Cascade Fire Protection District	5	2	24	31	276	12	97
85304	Donnelly Rural Fire Protection District	5	5	4	14	242	22	84
85339	McCall Fire Protection District	12	3	13	28	493	138	215
85310	Silver Creek Volunteer Fire District	Not Reporting						
85314	Yellow Pine Fire District	0	0	0	0	0	1	0
Washington County								
87330	Cambridge Fire Protection District	5	2	6	13	1	3	4
84336	Midvale Fire Protection District	Not Reporting						
87334	Weiser Area Rural Fire District	9	15	18	42	65	9	61
87301	Weiser City Fire & Rescue	2	2	10	14	84	17	55

Total Incidents	Mutual Aid Given	Approximate Total Dollar Loss	Acres Burned	Civilian Injuries	Civilian Fatalities	Firefighter Injuries	Firefighter Fatalities
Not Reporting							
50	1	\$0	0	0	0	0	0
449	104	\$210,000	0.32	0	1	0	0
1,002	6	\$569,150	3.22	0	1	1	0
Not Reporting							
Not Reporting							
866	0	\$0	0.1	0	0	0	0
1,252	8	\$228,500	144.68	0	0	0	0
22	1	\$0	1	0	0	0	0
211	4	\$500	2.7	0	0	0	0
1,535	26	\$0	19	0	0	0	0
Not Reporting							
6,396	56	\$1,757,071	11.48	0	0	0	0
Not Reporting							
416	3	\$138,000	11.81	0	0	0	0
362	18	\$414,700	1.68	0	0	1	0
874	9	\$554,390	16.56	0	0	0	0
Not Reporting							
1	0	\$0	0	0	0	0	0
21	3	\$0	8	0	0	0	0
Not Reporting							
177	60	\$656,215	6,699.22	0	0	1	0
170	3	\$131,555	0.46	0	0	0	0