

# 2024 ANNUAL REPORT



Idaho State Fire Marshal's Office would like to thank all the fire service agencies for their continuous support in providing the data necessary to generate this report.

*State of Idaho*  
**DEPARTMENT OF INSURANCE**  
**DIVISION OF THE STATE FIRE MARSHAL**

**BRAD LITTLE**  
Governor

700 West State Street, 3rd Floor  
P.O. Box 83720  
Boise, Idaho 83720-0043  
Phone (208) 334-4370  
Fax (208) 334-4375  
doi.idaho.gov

**DEAN L. CAMERON**  
Director

**KNUTE C. SANDAL**  
State Fire Marshal

Honorable Brad Little  
Governor, State of Idaho  
Statehouse  
Boise, Idaho 83720

Dear Governor Little,

I present to you the 2024 State Fire Marshal's Annual Report. This report includes data and information collected and organized from fire service providers, including municipal fire departments, fire districts, and fire protection associations throughout Idaho.

Organized fire service providers contribute statistical data through the National Fire Incident Reporting System (NFIRS). Of the 230 organized fire service providers, 178 contributed data through this system. This system is important in identifying fire related activity, including trends or problems with consumer products, and aid in designing specific fire prevention initiatives.

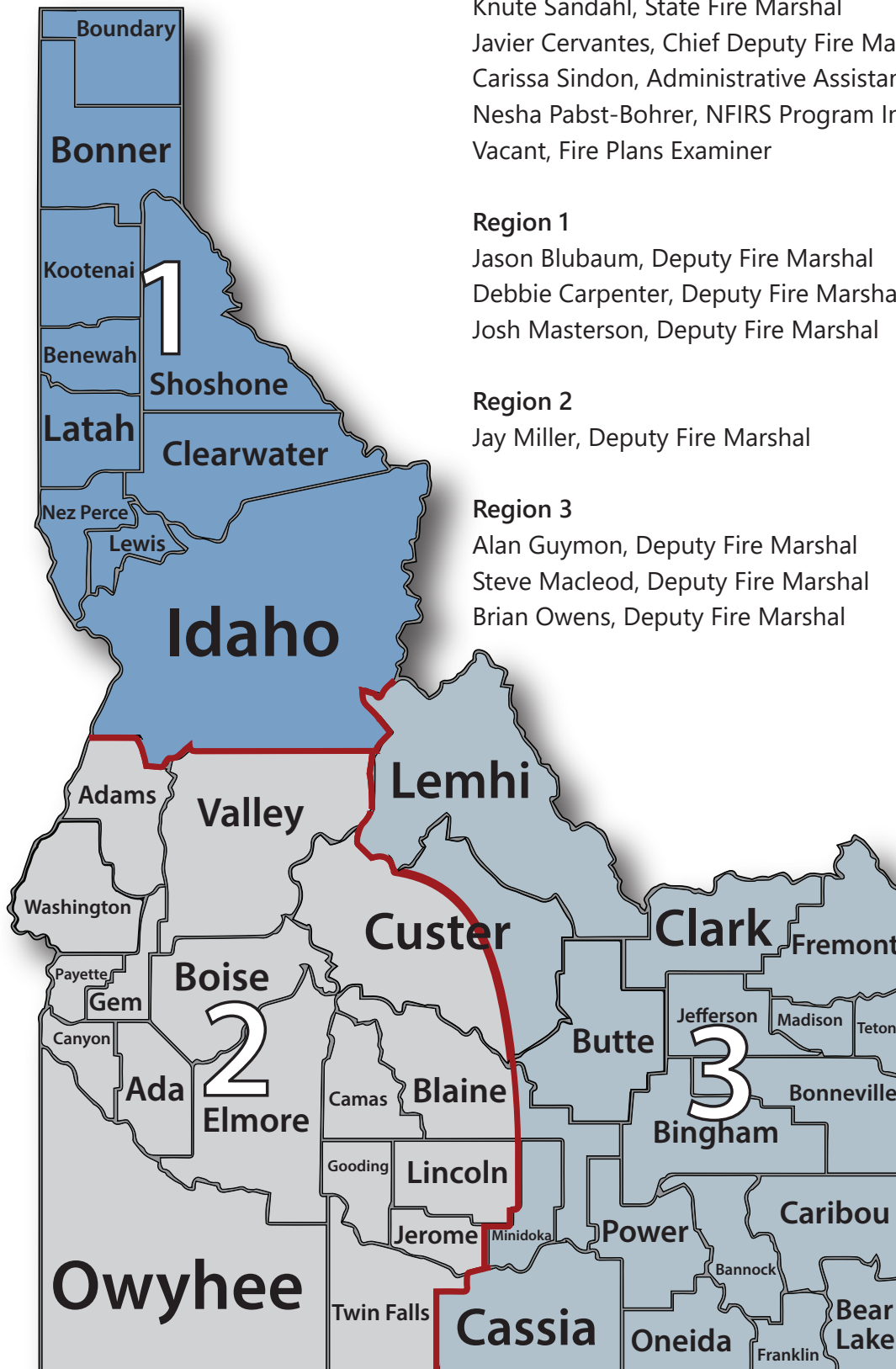
Beginning in October of 2025, the United States Fire Administration will phase in a new system for collecting fire related data. The National Emergency Response Information System (NERIS) is reported to be more intuitive and will capture specific details on fires, such as lithium battery fires, fire detection performance, and other criteria important to the fire service nationwide. This is the first major upgrade to the data collection system since its inception in the 1970's, as a result of the National Commission on Fire Prevention and Control Report entitled "America Burning", commissioned by President Richard Nixon. This certainly will be a learning process for Idaho's fire service and our office. However, we are excited that specific details will be readily available for comparison and research purposes. It will also assist laboratory testing and analysis of causes of fires and identify defects in consumables, making our state safer.

As a result of the 2024 wildfire activity, we have strengthened our partnership with the Idaho Department of Lands and have begun discussions with the Idaho Office of Emergency Management and Idaho Fire Chiefs Association to further enhance local and state response to these catastrophic fires. Our office has been tasked with conducting wildfire investigations suspected of being criminal in nature and performing damage assessments when wildfires strike. We are optimistic that Idaho's response will have significant impact, keeping wildfires manageable in size through rapid and effective local response. We continue to work with Director Cameron on initiatives to help Idaho homeowners retain their insurance and methods to harden structures from the effects of wildfire.

Respectfully submitted,



Knute Sandahl,  
Idaho State Fire Marshal



Knute Sandahl, State Fire Marshal  
 Javier Cervantes, Chief Deputy Fire Marshal  
 Carissa Sindon, Administrative Assistant  
 Nesha Pabst-Bohrer, NFIRS Program Information Coordinator  
 Vacant, Fire Plans Examiner

#### Region 1

Jason Blubaum, Deputy Fire Marshal  
 Debbie Carpenter, Deputy Fire Marshal  
 Josh Masterson, Deputy Fire Marshal

#### Region 2

Jay Miller, Deputy Fire Marshal

#### Region 3

Alan Guymon, Deputy Fire Marshal  
 Steve Macleod, Deputy Fire Marshal  
 Brian Owens, Deputy Fire Marshal

#### Region 1

2005 Ironwood Parkway , Suite 143  
 Coeur d'Alene, ID 83814  
 PH: 208-769-1447

#### Region 2

700 W. State Street  
 P.O. Box 83720  
 Boise, ID 83720-0043  
 PH: 208-334-4370

#### Region 3

1820 E. 17th Street, Suite 220  
 Idaho Falls, ID 83404  
 PH: 208-525-7022  
 208-525-7209



**Brad Little**  
**Governor**

**Dean L. Cameron**  
**Director**  
**Department of Insurance**

**Knute C. Sandahl**  
**State Fire Marshal**

## **Mission Statement**

**The State Fire Marshal's Office participates in and coordinates an integrated statewide system designed to protect human life from fire and explosions through fire prevention, investigation, and public education activities. The system also includes code enforcement, the operation of the National Fire Incident Reporting System, and assistance to local fire agencies throughout the state.**

# **Table of Contents**

ABOUT THE STATE FIRE MARSHAL'S OFFICE .....	2
TRAINING OFFERED .....	3
STATE FIRE MARSHAL INVESTIGATIONS.....	4
Five Year Investigations	
Type of Fires Investigated	
STATE FIRE MARSHAL PREVENTION.....	5
Five Year Inspections	
Five Year Plan Reviews	
Inspections	
Plan Reviews	
LICENSE AND CERTIFICATION.....	6
Fire Protection Sprinkler Contractor License	
Fire Protection Sprinkler Fitter License	
Fireworks Wholesale and Import License	
Reduced Cigarette Ignition Propensity Certification	
FIRE DEPARTMENT REPORTING .....	8
Reported Fire Incidents	
Reported Incidents	
Reporting Trends	
REPORTING COUNTIES.....	9
INCIDENT SUMMARY .....	10
Calls Per Month	
Incident Type Calls	
Summary of Reported Incidents	
Top 10 Incidents	
FIRE SUMMARY.....	12
Cause of Ignition	
Top 10 Large Property Loss	
Top Items First Ignited	
RESIDENTIAL STRUCTURE FIRES .....	13
SMOKE DETECTORS .....	14
AUTOMATIC EXTINGUISHING SYSTEMS.....	15
CIVILIAN FIRE CASUALTIES SUMMARY .....	16
FIRE SERVICE CASUALTIES SUMMARY.....	17
FIRE DEPARTMENT INCIDENT SUMMARY .....	20

# ABOUT THE STATE FIRE MARSHAL'S OFFICE

Our dedicated staff works with a broad spectrum of customers in both the public and private sectors.

By statute, we are responsible for:

- Adoption of the International Fire Code for the state.
- Prescribe regulations and promulgate rules pertaining to the fire code.
- Review and approve plans for all state buildings for compliance with adopted fire codes.
- Inspect and test new fire sprinkler protection systems and fire alarm systems in all state buildings.
- Collect incident reports on emergency responses from fire departments.
- License Fire Protection Sprinkler Contractors.
- Review and approve plans for single service fire sprinkler systems.
- License fireworks wholesale and import businesses.
- Certify cigarette products per the Idaho Reduced Cigarette Ignition Propensity Law.
- Train local authorities to use and apply the fire code.
- Serve as a level for local appeal procedure by Idaho State Statute.
- The Chief Arson Investigation Officer in the State of Idaho.

We also..

- Assist local fire jurisdictions with plan reviews, inspections, and code interpretation.
- Conduct classes in fire investigation, code application, and incident reporting.
- Answer questions and providing statistical research for:

Architects	Attorneys
Engineers	Elected Officials
Law Enforcement	Local Fire Marshals/Inspectors
Developers	Individual Citizens
- Participate in numerous arson task forces statewide and regional fire chief associations.
- Involved in the development of National Fire and Life Safety Standards.
- Serve in the Idaho Lands Resource Coordinating Council.
- Coordinate with the Northwest Insurance Council to establish the Arson Hotline and a reward-for-information program.

# TRAINING OFFERED

## **FIRE INSPECTION 101**

Learn the principles and techniques of conducting fire and life safety inspections with emphasis on code compliance. Gain the skills and knowledge to inspect and perform fire alarm/fire sprinkler system acceptance testing. Identify fire and life safety hazards and violations and apply the correct fire code provisions to address the hazard(s).

## **FIRE INVESTIGATION FOR FIRST RESPONDERS**

Introduces the requirement of National Fire Protection Association (NFPA) 921 and is designed specifically to provide a clear definition of the role of first responders in fire investigation and provides essential knowledge to recognize the potential of intentionally set fires, preservation and protection of evidence, and proper reporting of information to appropriate officials. Training is supported with live burn cell investigations and demonstrations. 16-hour credit through National Fire Association (NFA) and 4-hour credit through Fire Service Training (FST).

## **NATIONAL FIRE INCIDENT REPORTING SYSTEM (NFIRS)**

Provides training to help personnel successfully use the National Fire Incident Reporting System (NFIRS). Detailed instructions on how to complete all modules and coding incident types correctly.

## **CUSTOMIZED TRAINING**

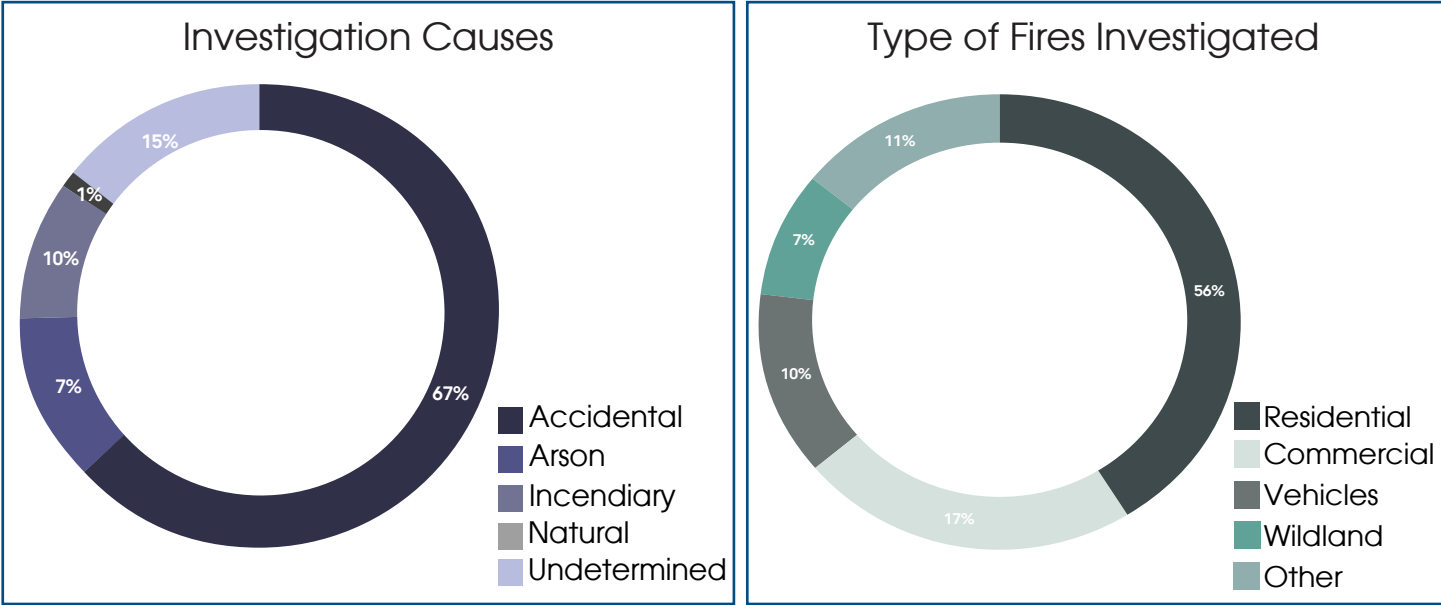
We offer customized training to meet the needs for fire agencies.

## **ACADEMIES**

Clearwater County Fire Academy (Orofino)

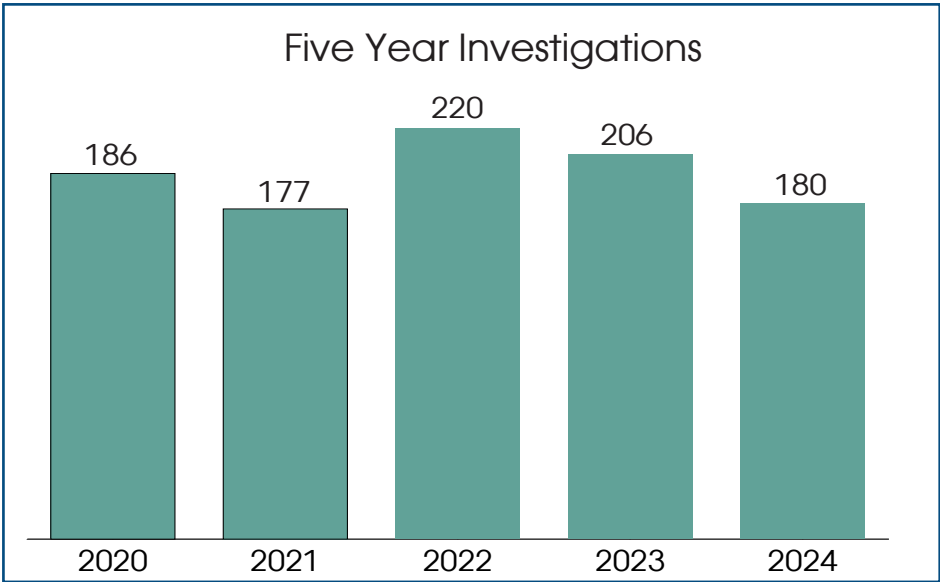
Southern Idaho Fire Academy (Paul)

# STATE FIRE MARSHAL INVESTIGATIONS



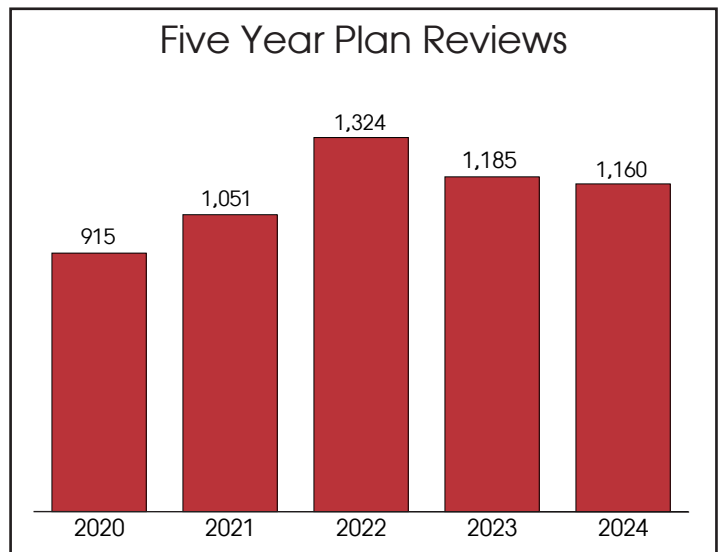
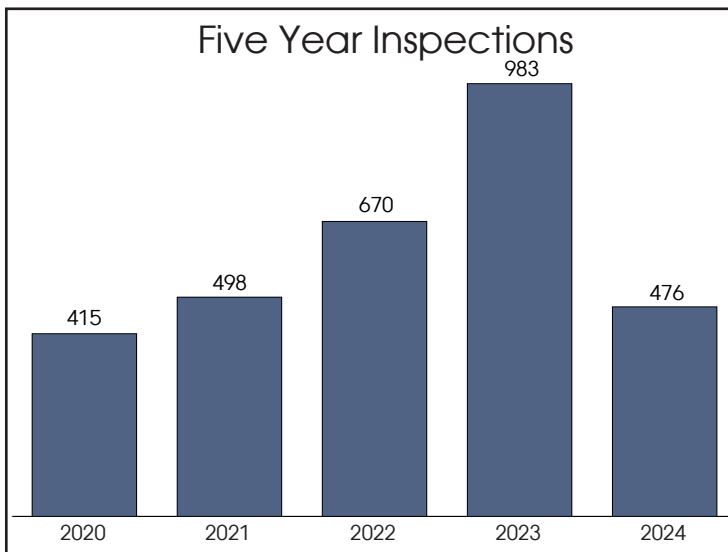
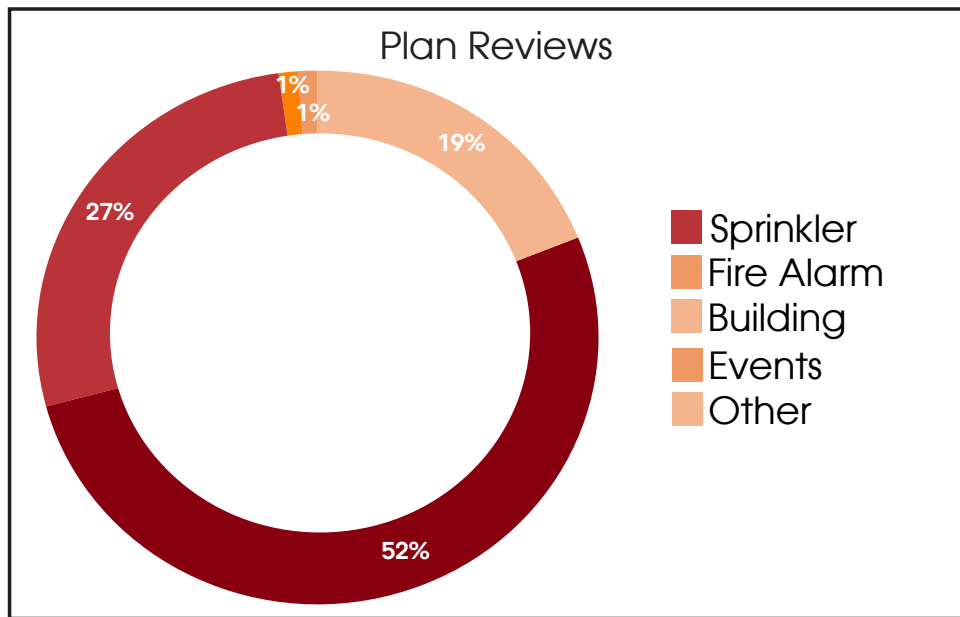
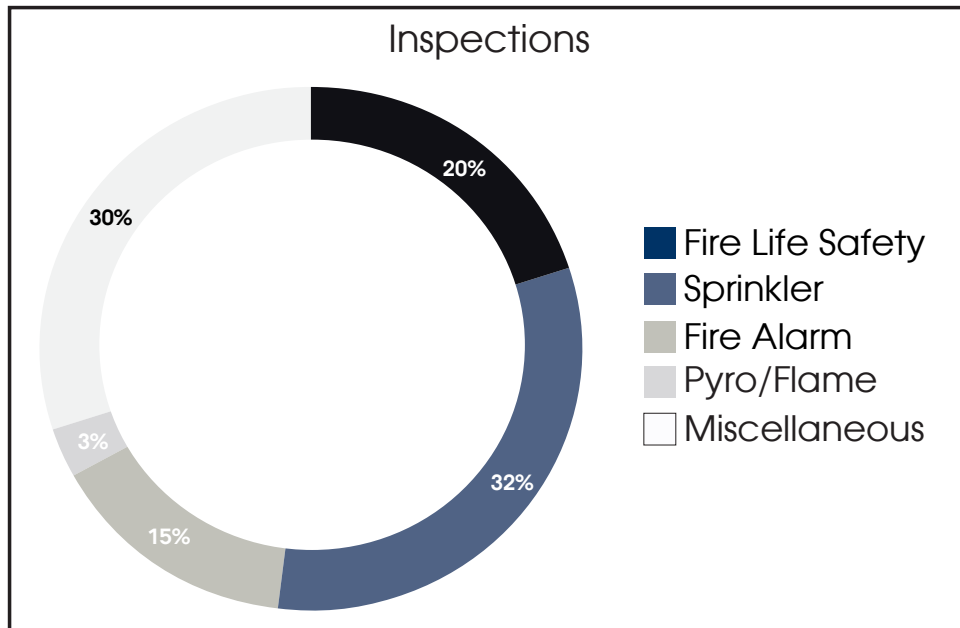
	Accidental	Arson	Incendiary	Natural	Undetermined	Total
Region 1	49	3	11	0	13	76
Region 2	37	4	3	0	6	50
Region 3	35	6	4	1	8	54

	Residential	Wildland	Vehicle	Commercial	Other	Total
Region 1	38	8	8	14	8	76
Region 2	30	2	3	10	5	50
Region 3	32	2	7	7	6	54

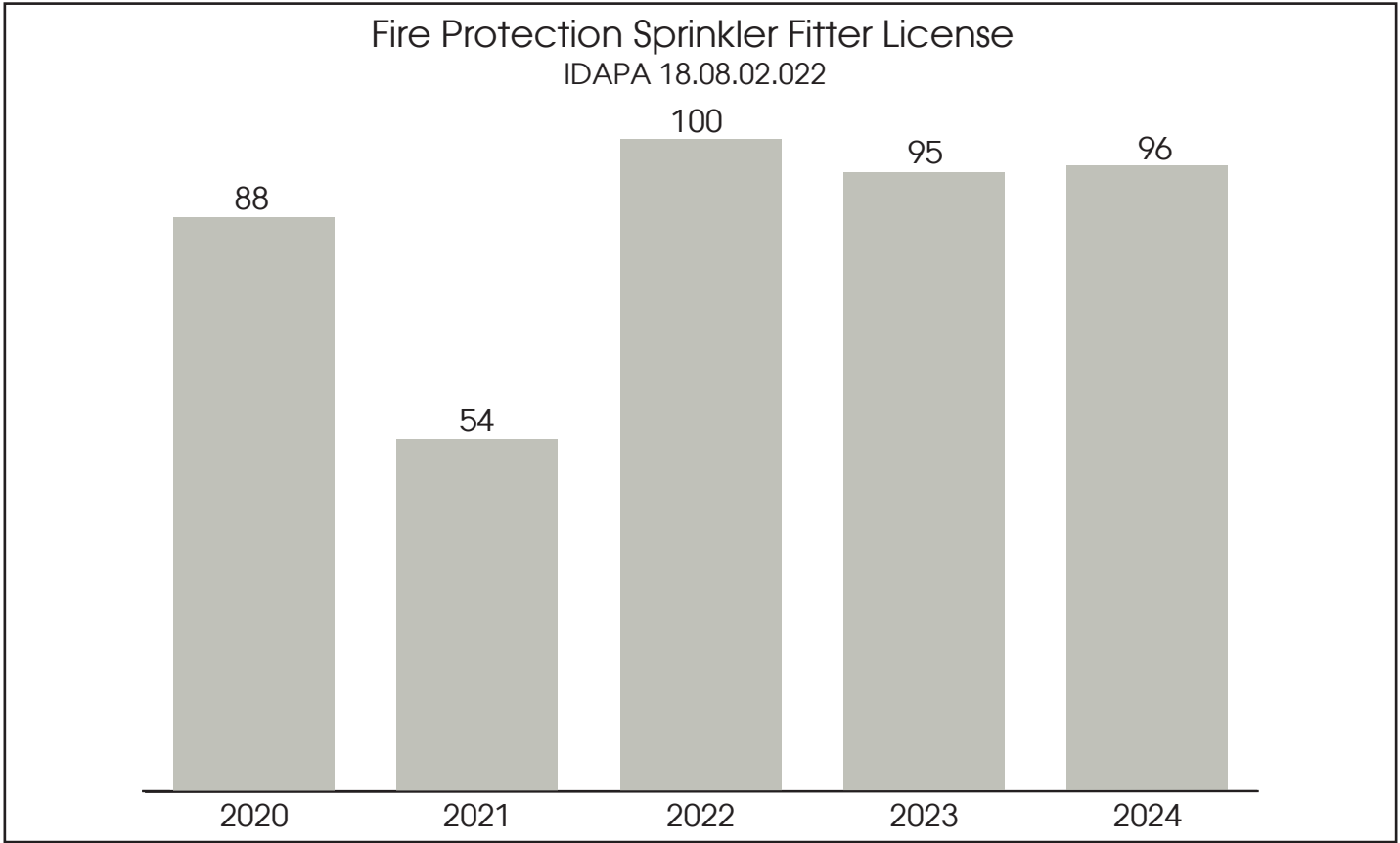
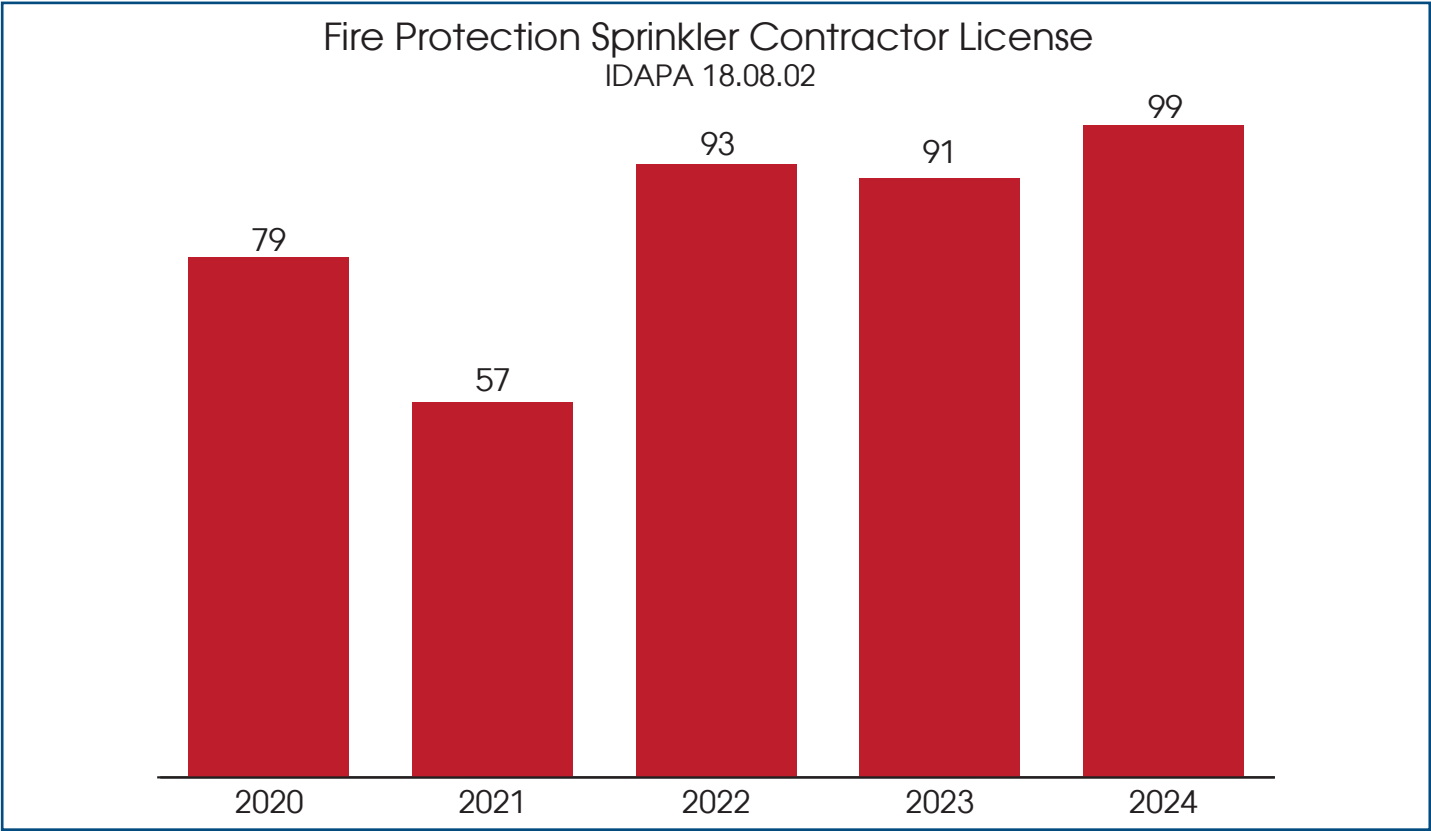




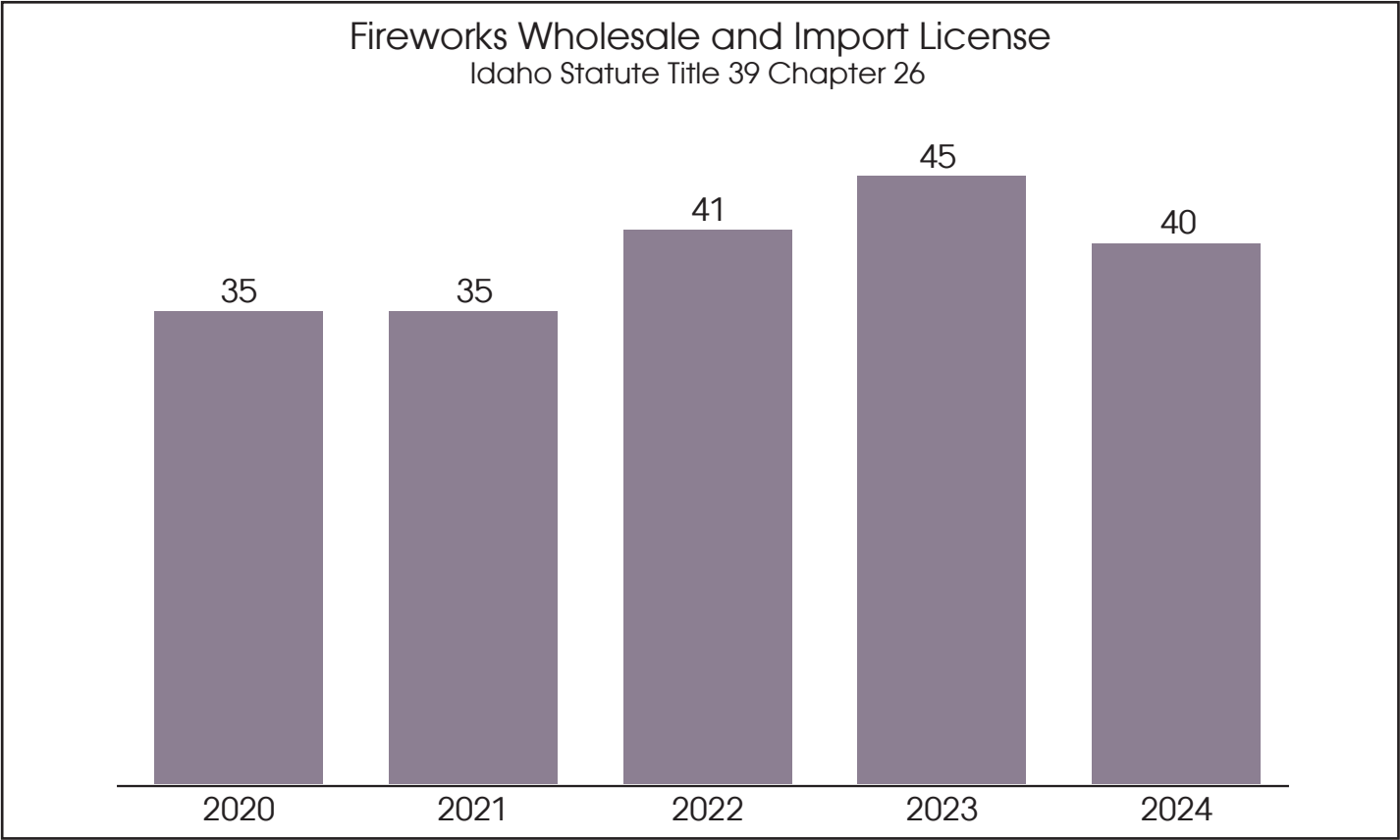
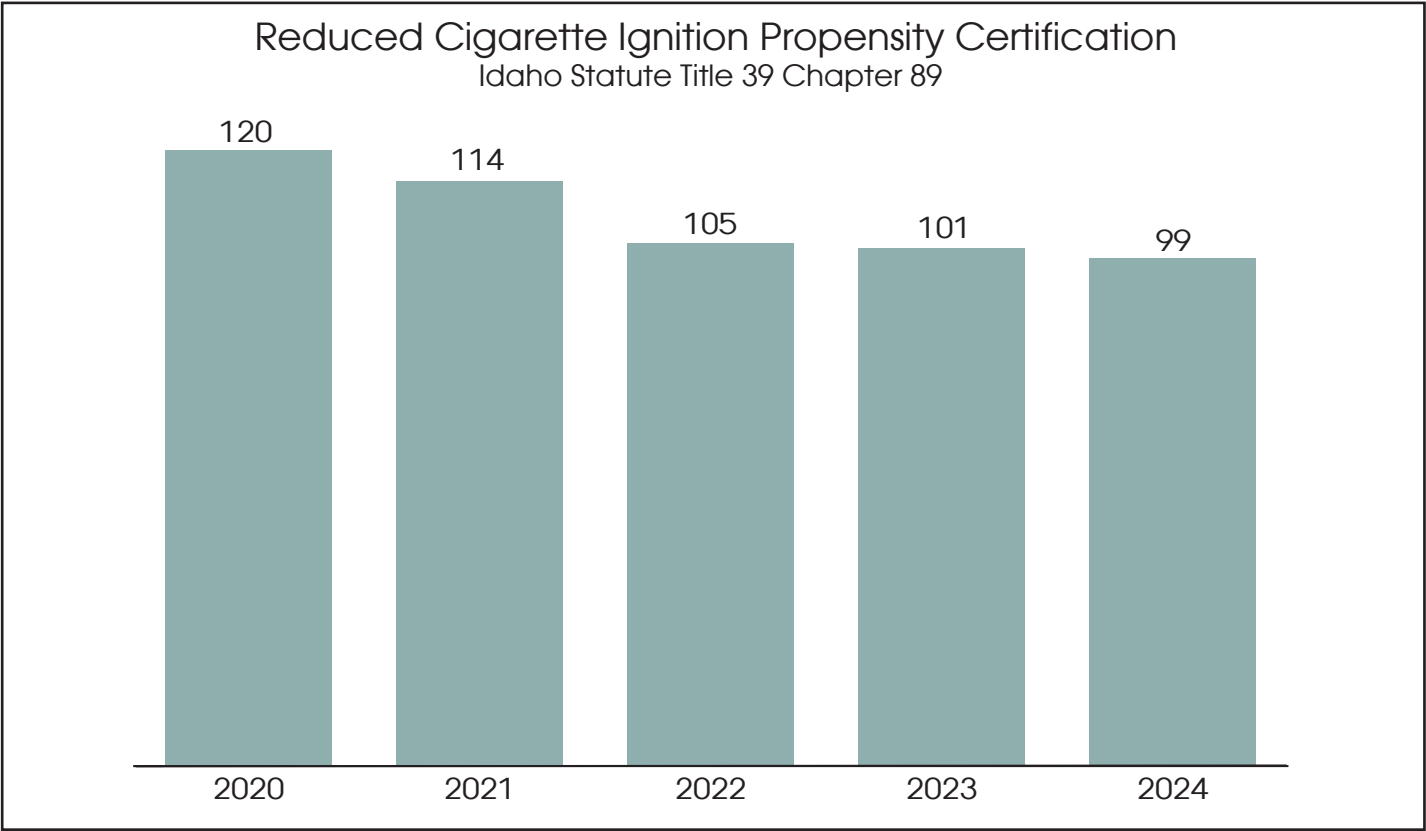
# STATE FIRE MARSHAL PREVENTION



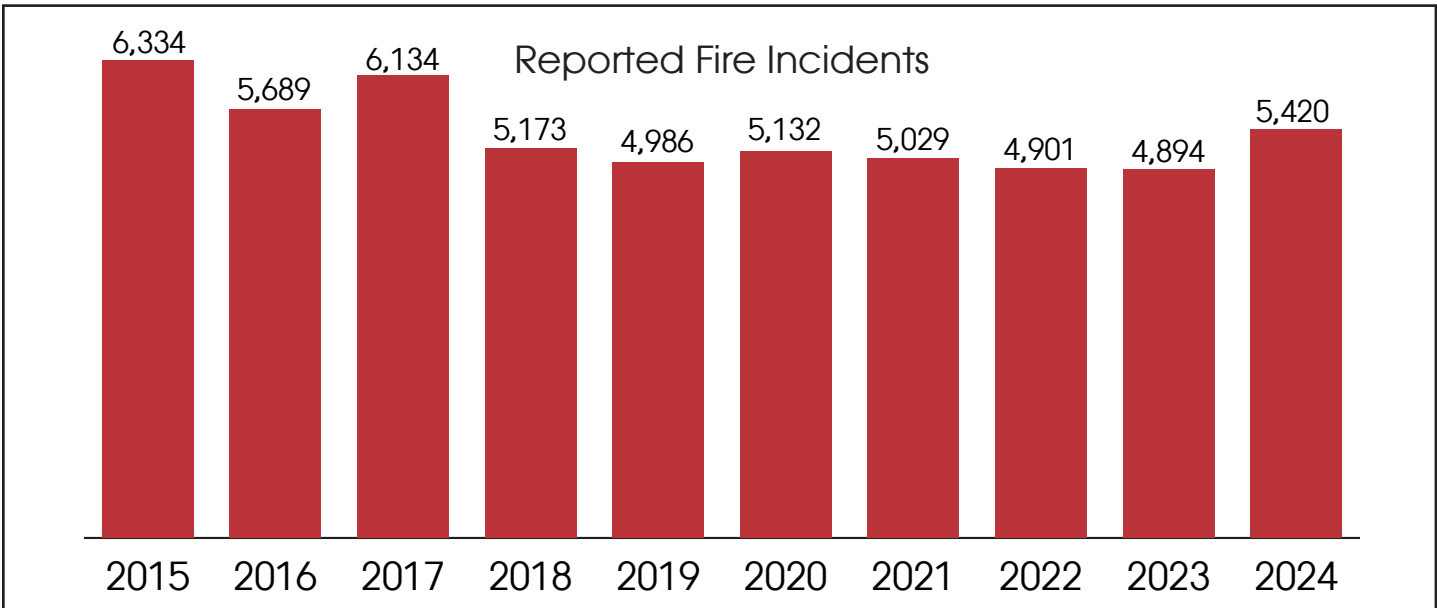
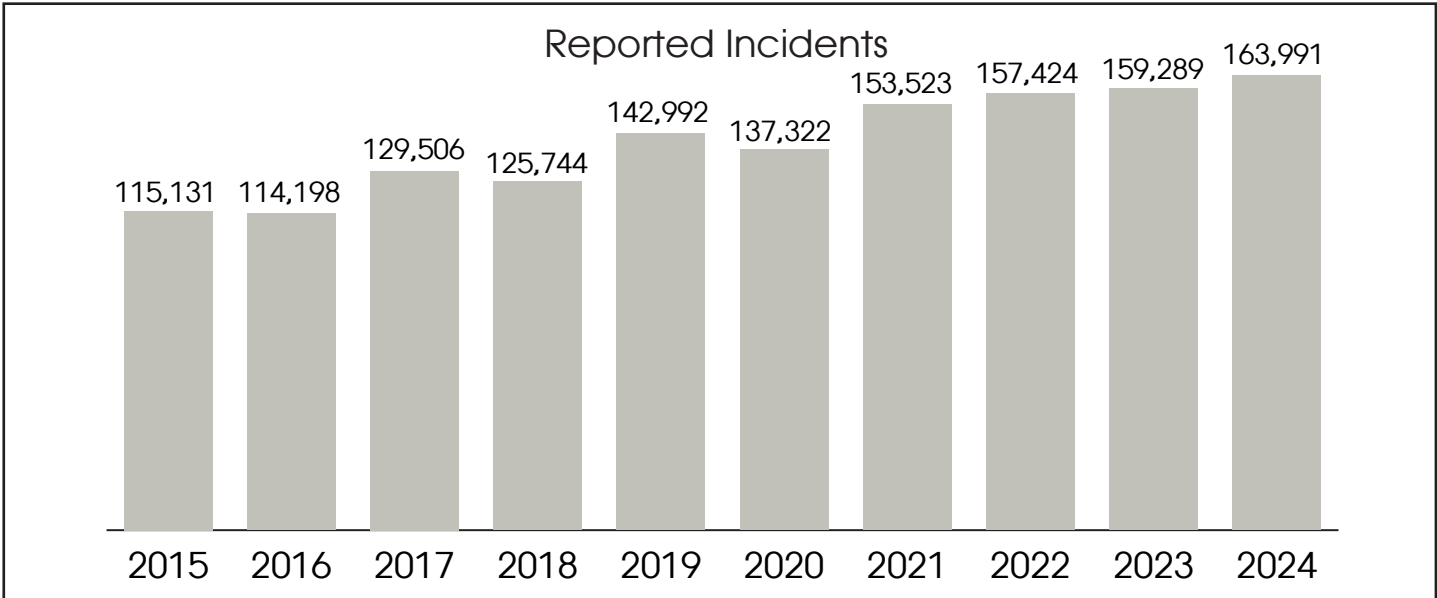
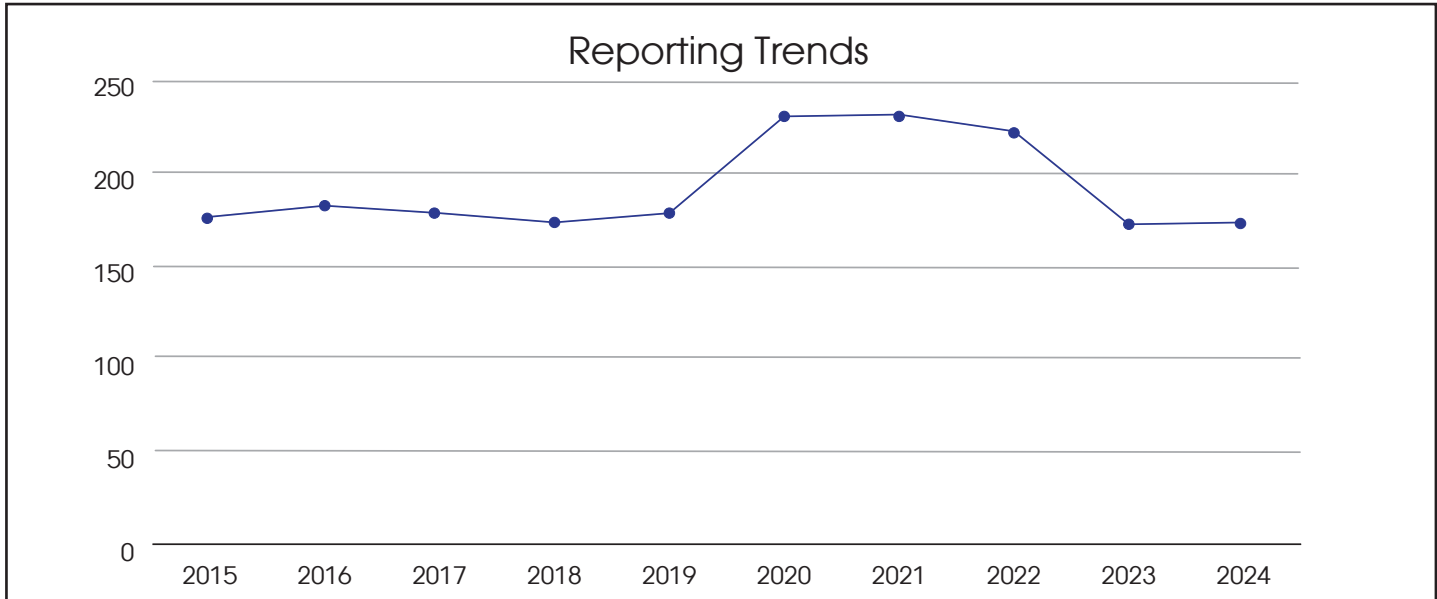
# LICENSE AND CERTIFICATION



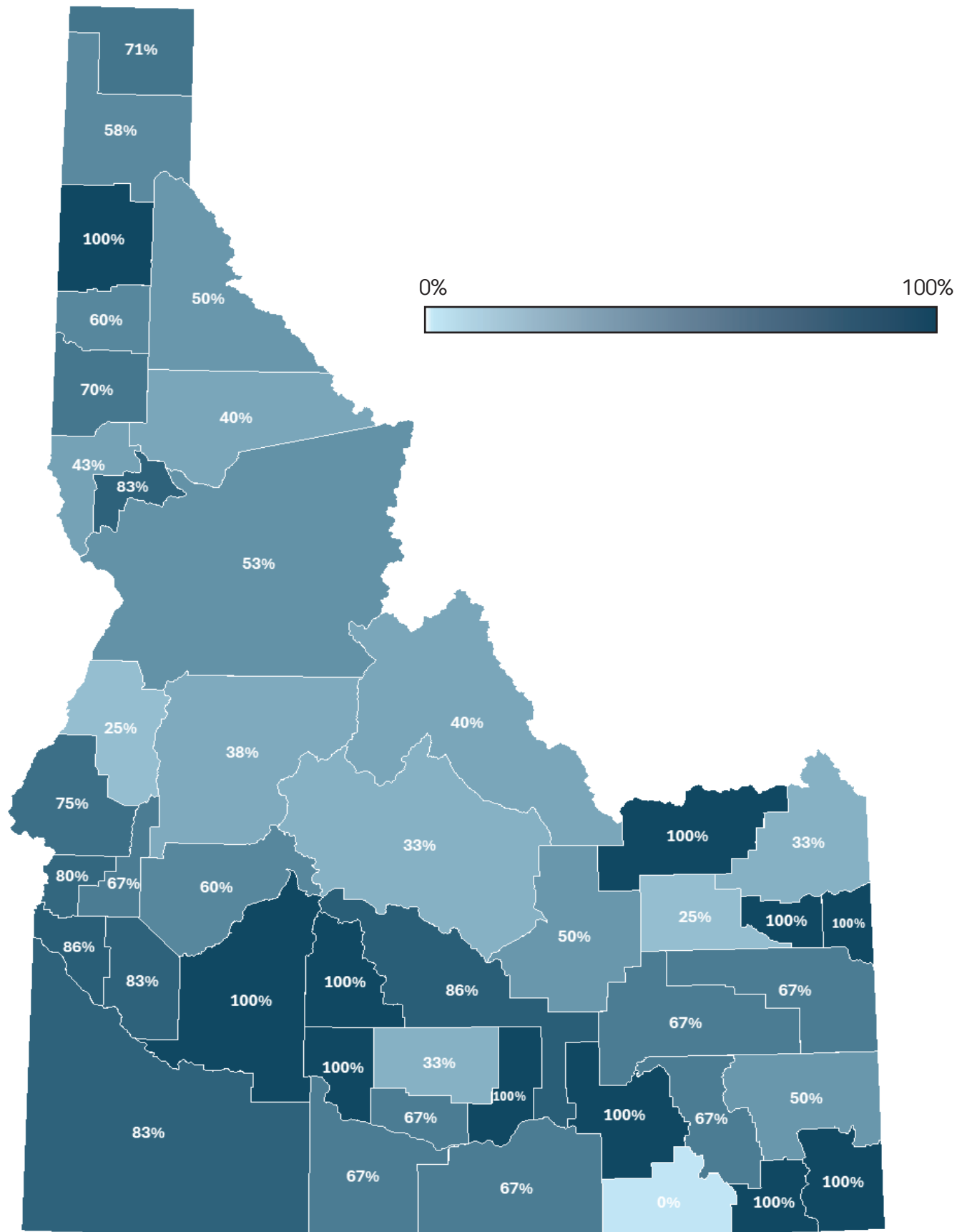
# LICENSE AND CERTIFICATION



# FIRE DEPARTMENT REPORTING

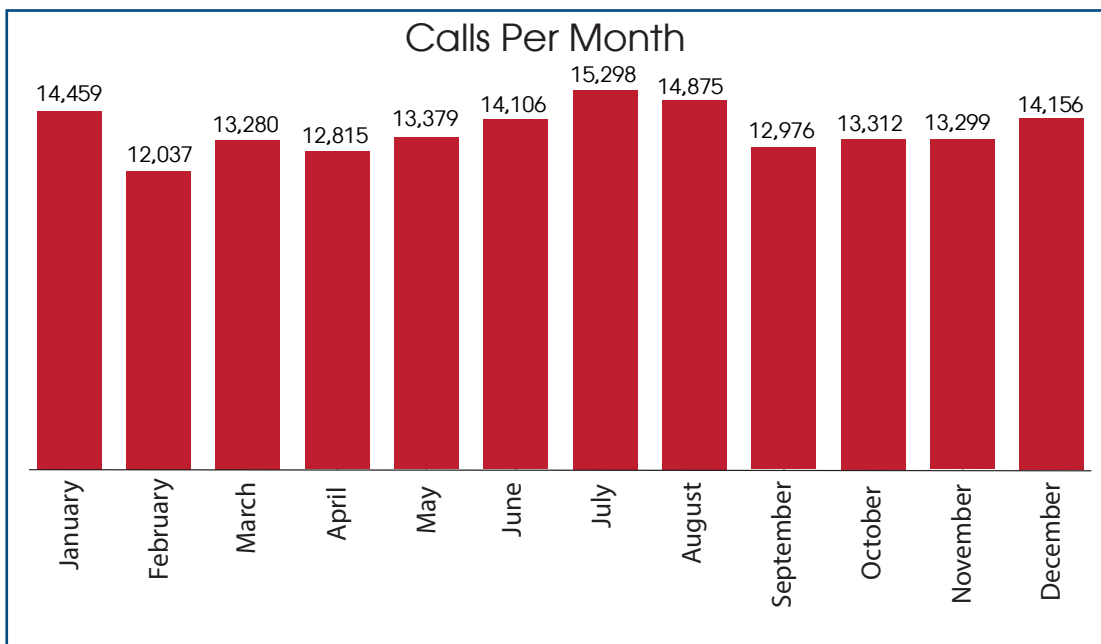
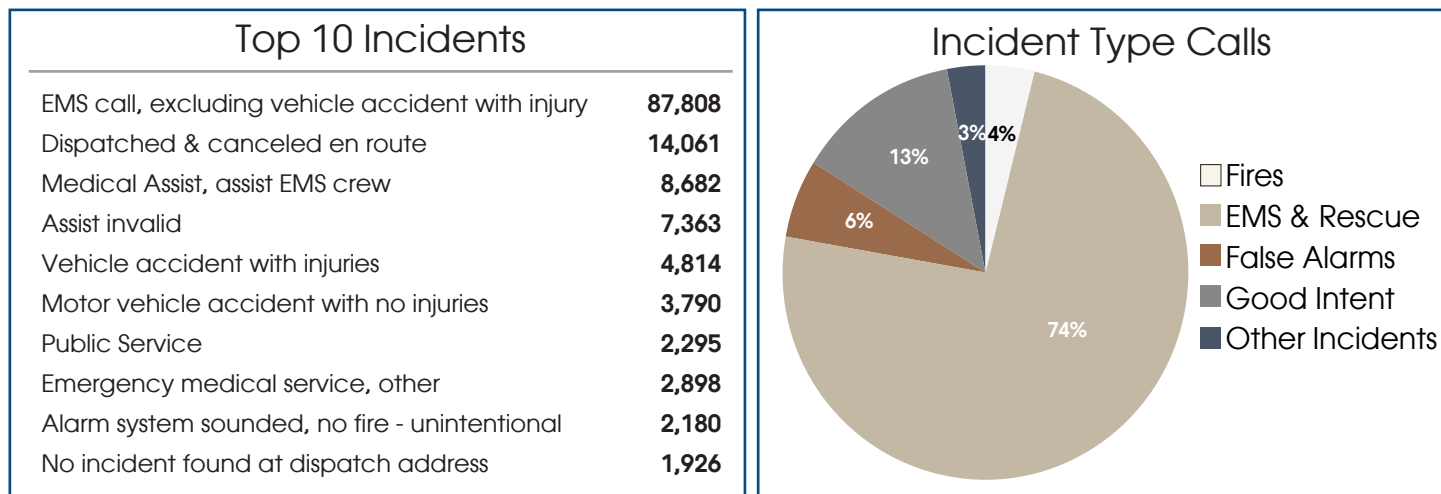


## FIRE DEPARTMENTS REPORTING BY COUNTY



# INCIDENT SUMMARY

Total Fires 5,420	Total Non-Fire Incidents 158,571	All Incidents 163,991	Mutual Aid Given 4,717
----------------------	-------------------------------------	--------------------------	---------------------------



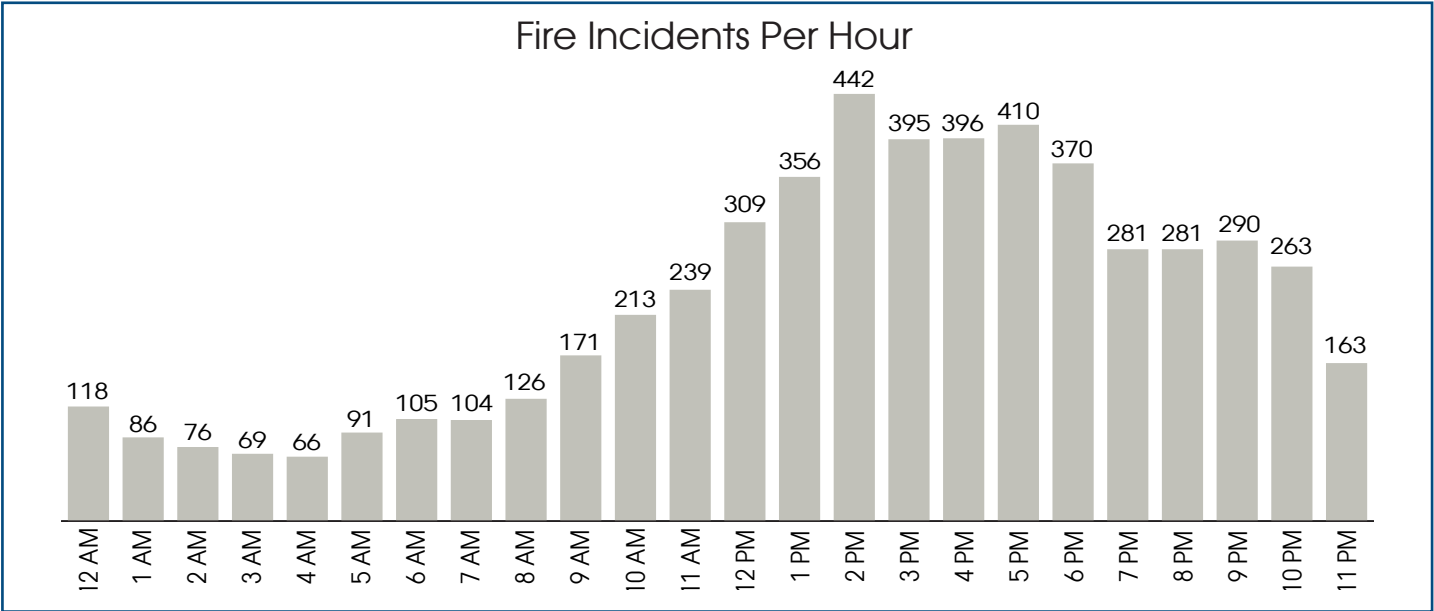
### Summary of Reported Incidents

	2020	2021	2022	2023	2024
Fires	5,132	5,029	4,901	4,901	5,420
Non-Fire Incidents	132,190	148,494	152,523	154,401	158,571
All Incidents	137,322	153,523	157,424	159,269	163,991
Mutual Aid Given	8,198	9,661	3,758	3,468	4,717

# FIRE SUMMARY

## Summary of Reported Incidents

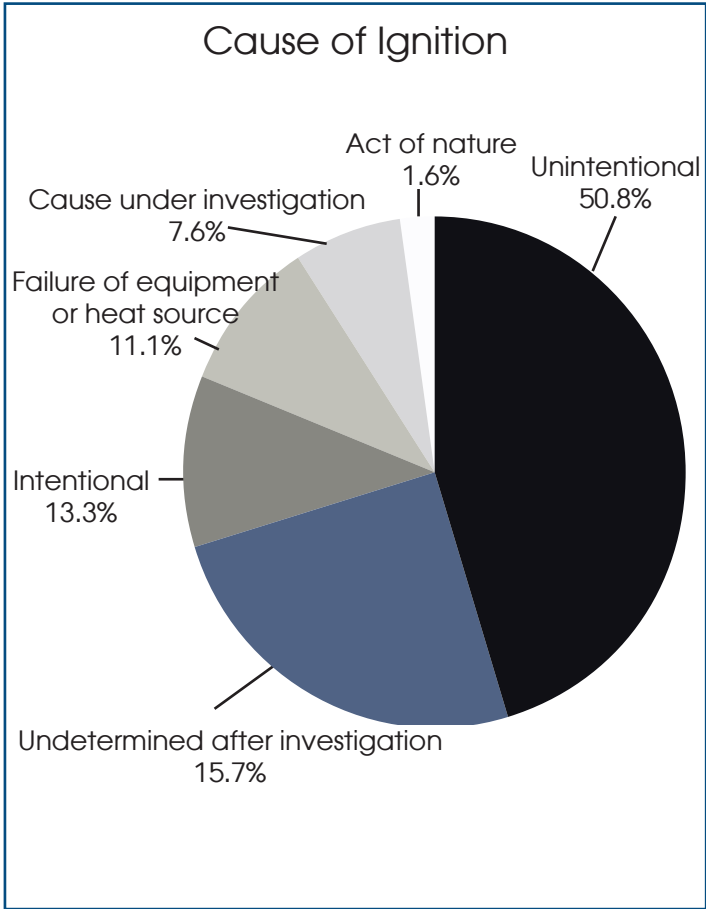
	Total Incidents	Fire Service Fatalities	Fire Service Injuries	Civilian Fatalities	Civilian Injuries	Property Loss	% of Fire Incidents
Structure Fires	1,654	0	44	15	46	\$115,419,656	31%
Vehicle Fires	791	0	0	6	3	\$19,009,481	15%
Other Fires	2,975	0	23	1	5	\$21,764,855	55%
Total	5,420	0	67	22	54	\$156,193,992	100%



Structure Fires by Property Type		# of Incidents	Property Loss
Assembly	Churches, stadiums, clubs, convention centers, restaurants, museums	44	\$3,391,913
Educational	Schools and daycares in commercial property	5	\$0
Healthcare/ Detention/Correction	Nursing homes, mental health facilities, hospitals, police stations, jails/prisons	28	\$187,410
Residential	1 or 2 family dwellings, apartments, hotel/motel, dormitory	1,187	\$73,988,688
Mercantile/Business	Retail and grocery stores, gas stations, barber shops, dry cleaners, banks, repair shops, etc.	53	\$8,020,525
Utility/Defense/ Agriculture/Mining	Crops, livestock production, forest/woodland, sanitation utility	27	\$4,221,250
Manufacturing	Processing	21	\$1,060,000
Storage	Outbuildings, sheds, livestock storage, parking garages, warehouses, self storage units	111	\$17,827,909
Outside/Specialty Property	Open land, landfill, construction sites, roads, parking lots	100	\$424,100
Undetermined		2	\$0
Other		13	\$157,950

# FIRE SUMMARY

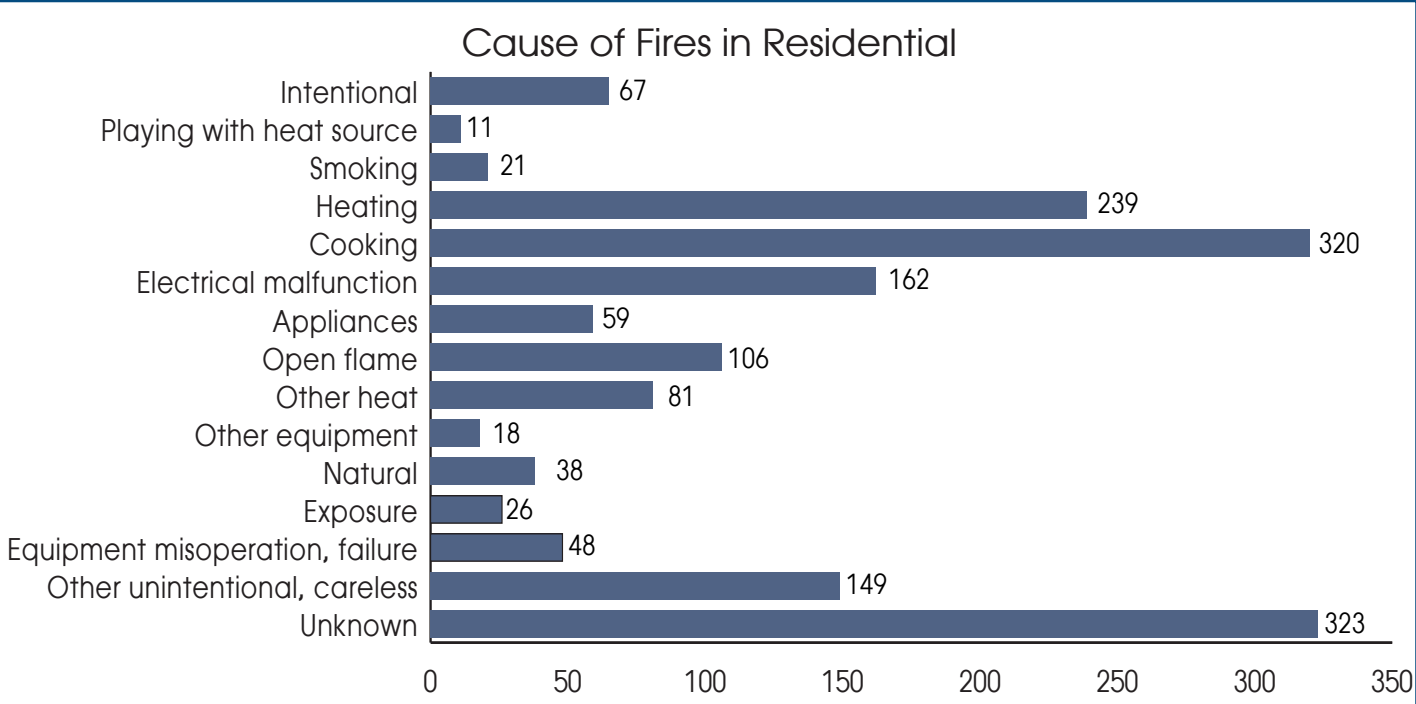
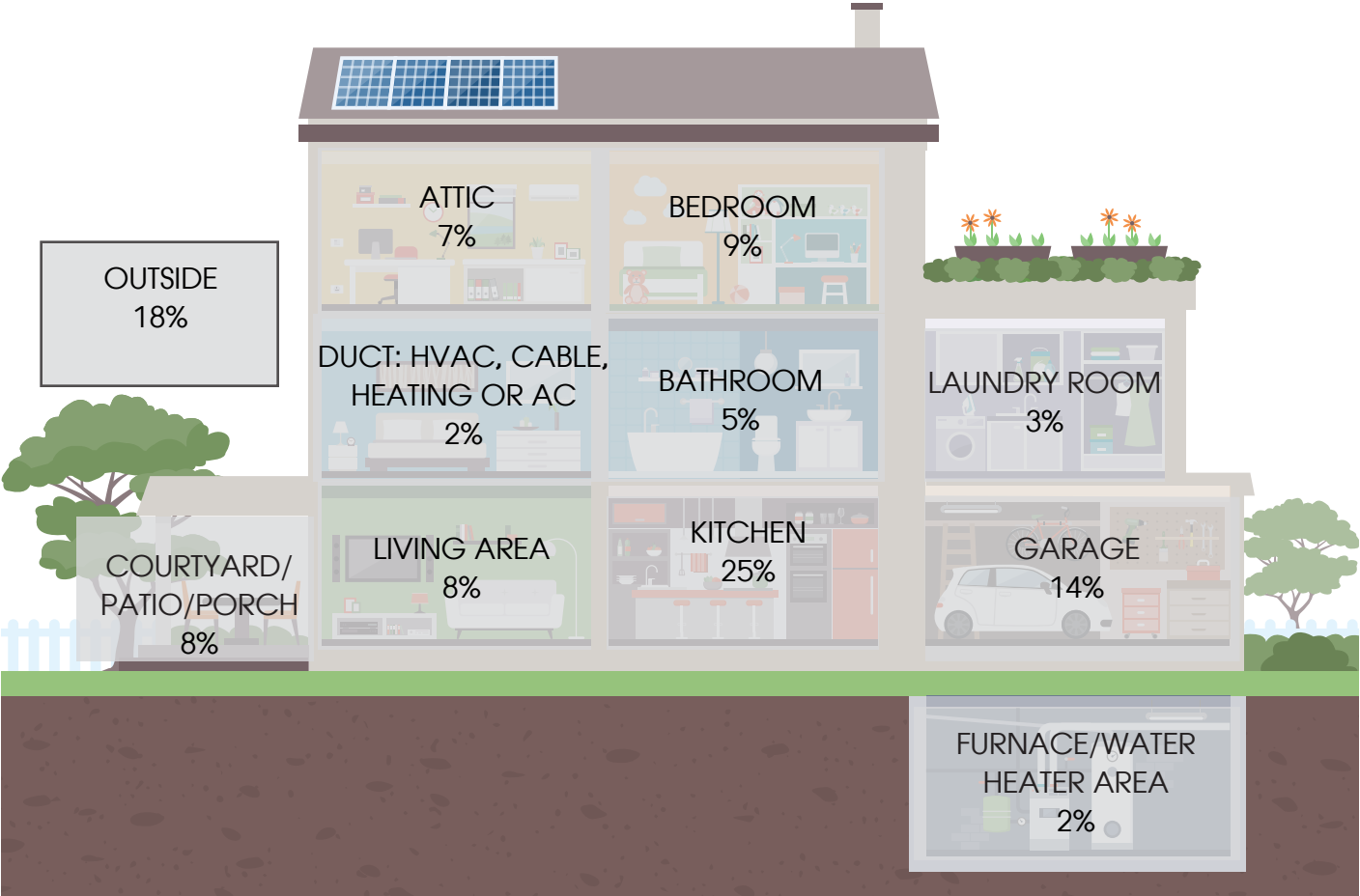
Top 10 Large Property Loss				
May 10, 2024	Paul	West End Fire Protection District	Utility/Agriculture	\$4.00M
June 9, 2024	Coeur d'Alene	Coeur d'Alene Fire Department	Vehicle storage	\$9.50M
July 2, 2024	Cataldo	Shoshone County Fire Protection District 2	Outbuilding or shed	\$1.60M
July 7, 2024	Boise	Boise Fire Department	Restaurant	\$1.50M
July 15, 2024	Kendrick	Deary Rural Fire District	Forest/Timberland/Woodland	\$4.00M
July 25, 2024	Juliaetta	Deary Rural Fire District	Open land or field	\$4.00M
July 25, 2024	Juliaetta	Kendrick Volunteer Fire Department	Open land or field	\$2.00M
August 28, 2024	Heyburn	Minidoka County Fire Protection District	Specialty shop	\$4.00M
August 31, 2024	Worley	Worley Fire Protection District	Forest/Timberland/Woodland	\$2.00M
October 30, 2024	Deary	Deary Rural Fire District	Residential	\$2.30M



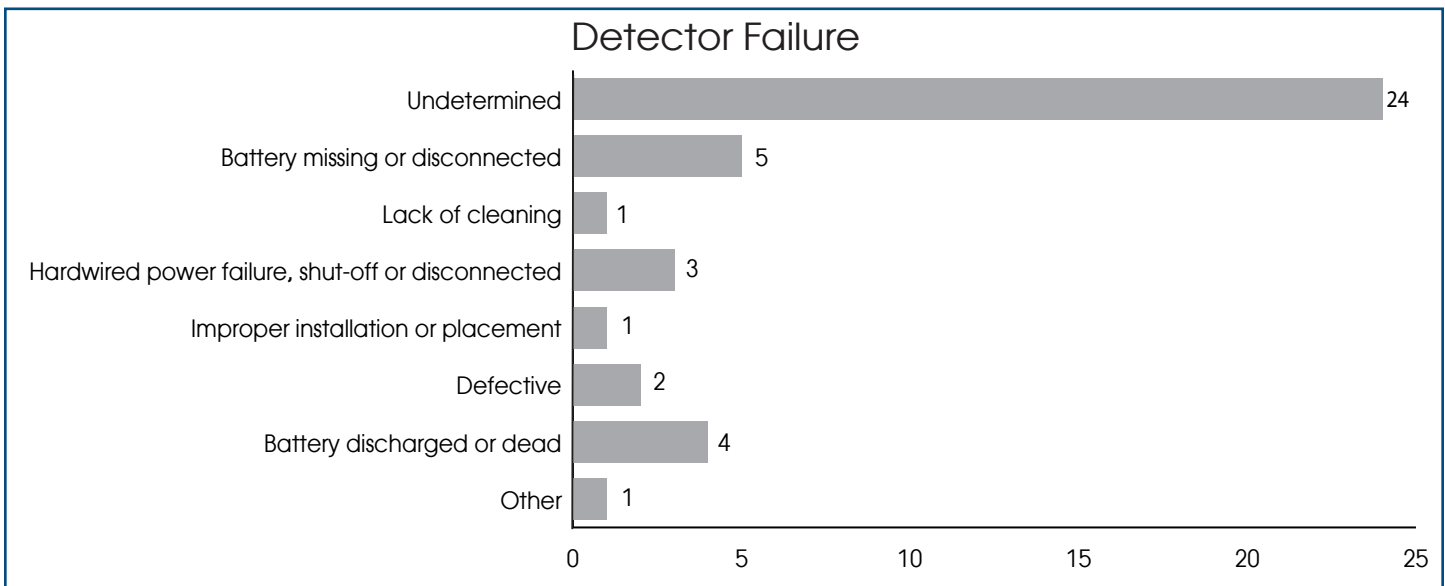
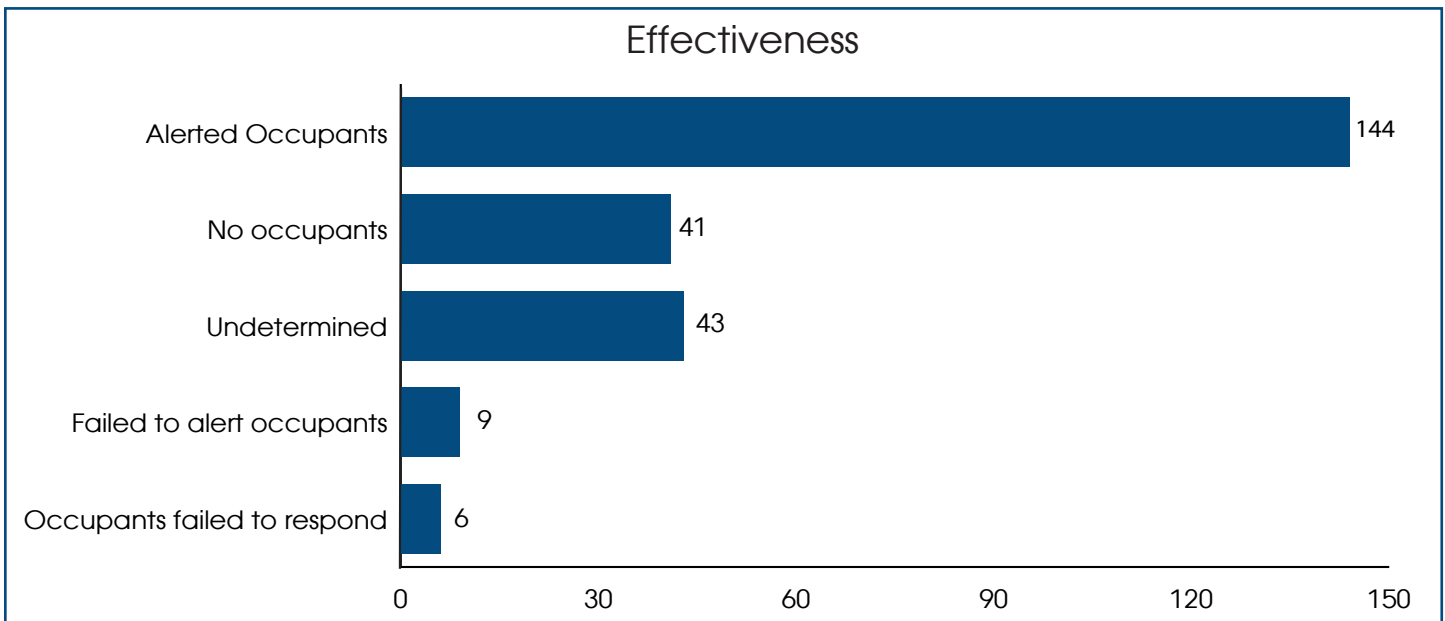
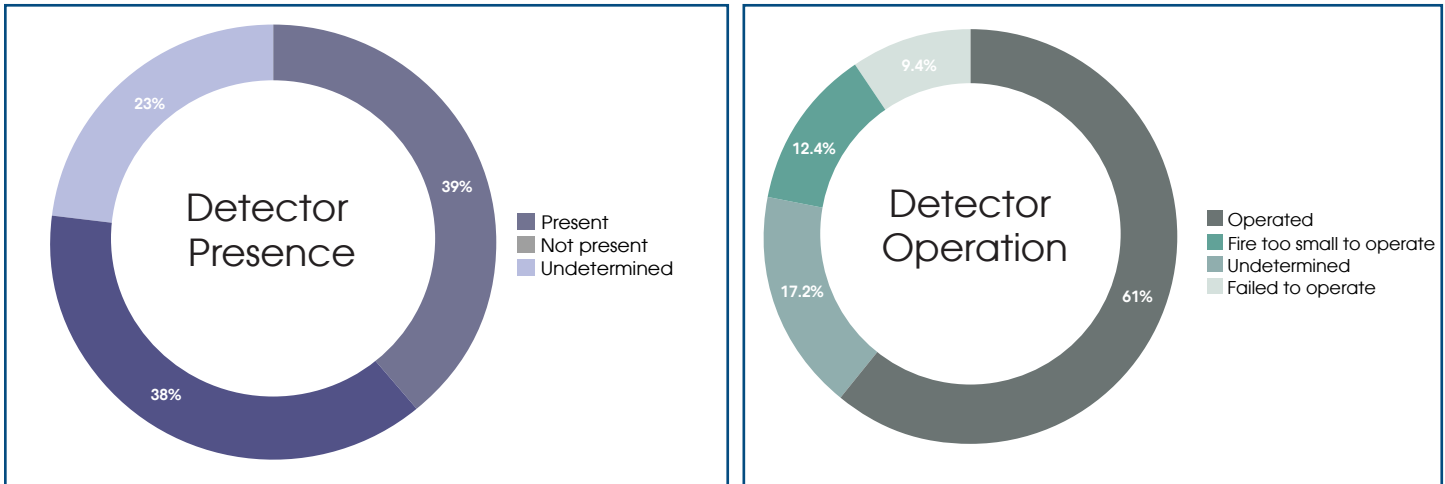
Top Items First Ignited	
Undetermined	442
Light vegetation - including grass (no crop)	169
Rubbish, trash or waste	84
Electrical wire, cable insulation	77
Cooking materials, including edible materials	55
Filter, including evaporative cooler pads	51
Structural member or framing	41
Exterior wall covering or finish	39
Heavy vegetation - not crop, including trees	39
Appliance housing or casing	32



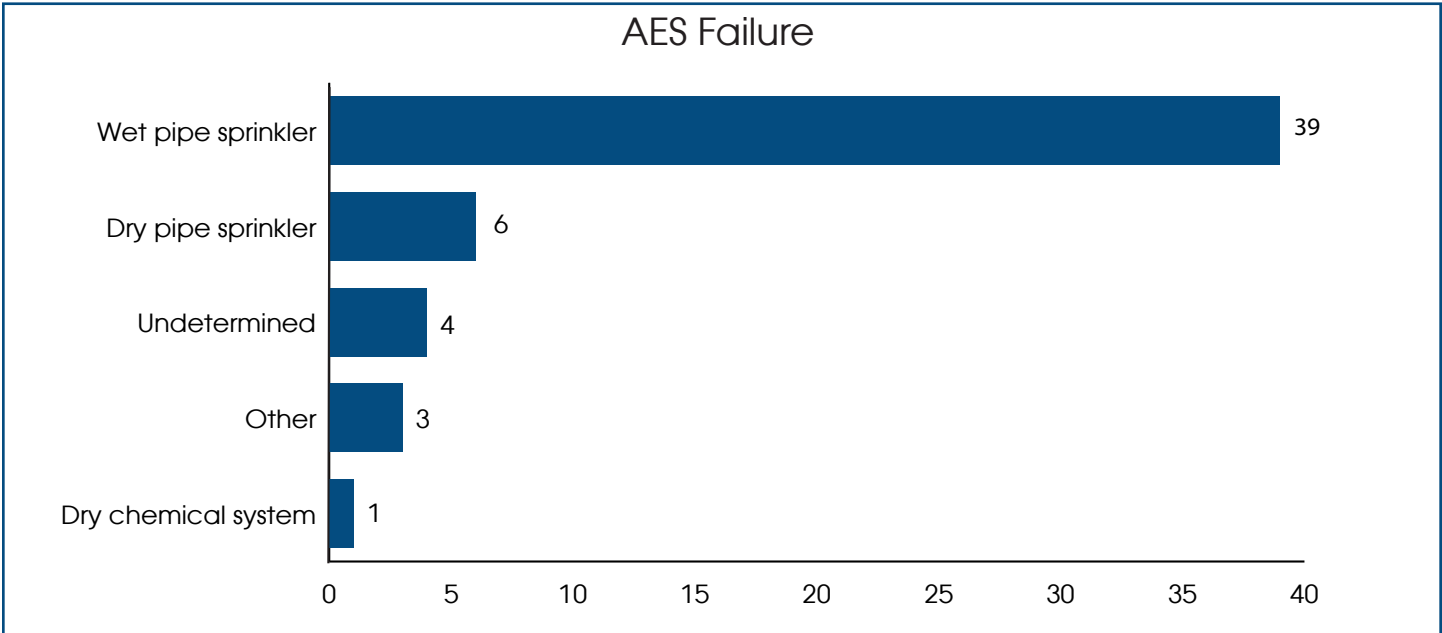
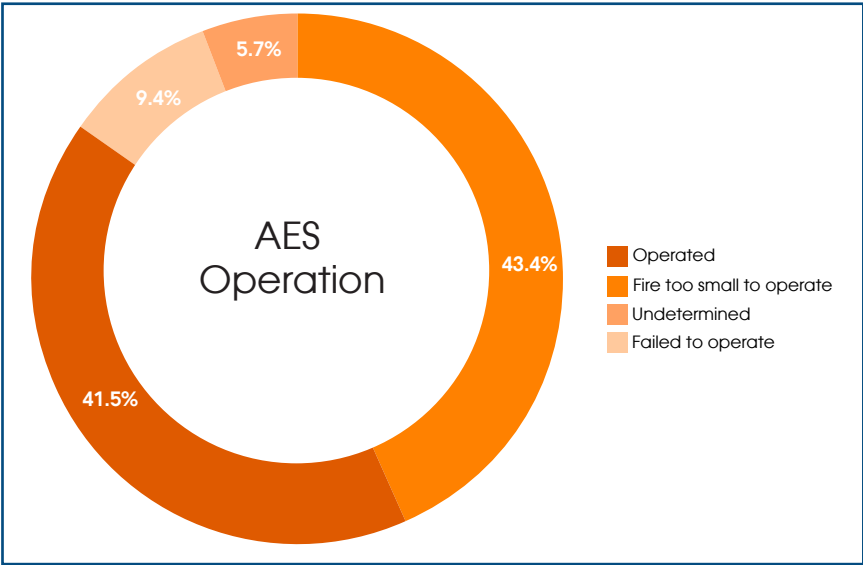
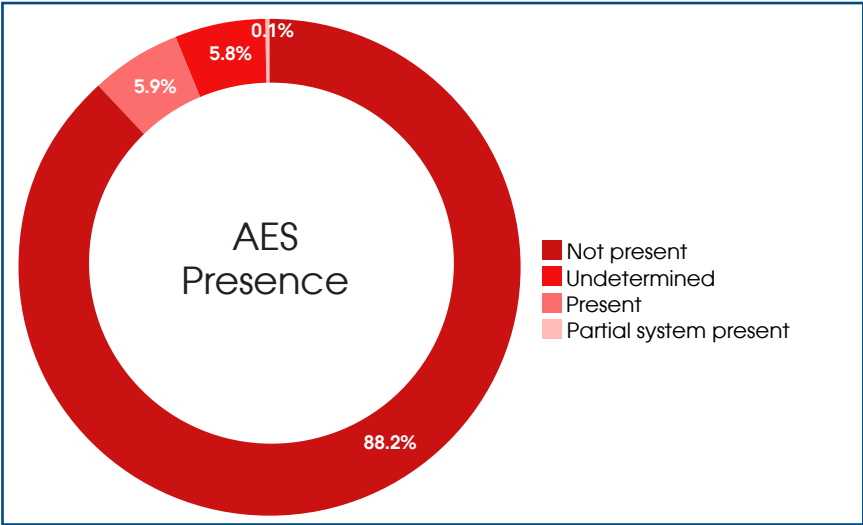
# RESIDENTIAL STRUCTURE FIRES



# SMOKE DETECTORS



# AUTOMATIC EXTINGUISHING SYSTEMS

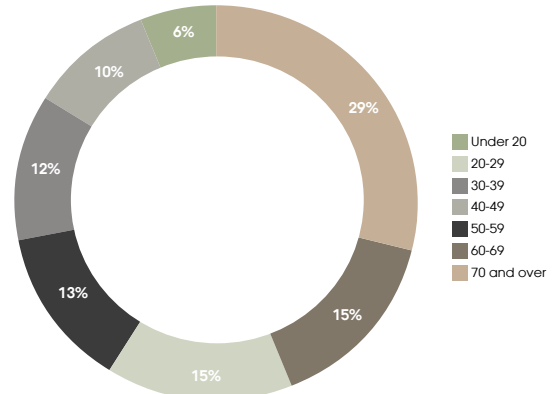


# CIVILIAN FIRE CASUALTIES SUMMARY

## Fire Causes to Casualties

	Injuries	Fatalities
Unknown	13	3
Electrical malfunction	9	3
Heating	6	1
Unintentional, careless	5	2
Cooking	4	0
Appliances	3	2
Smoking	2	0
Intentional	1	2
Open flame	1	0
Equipment misoperation/Failure	0	1

## Age of Casualties



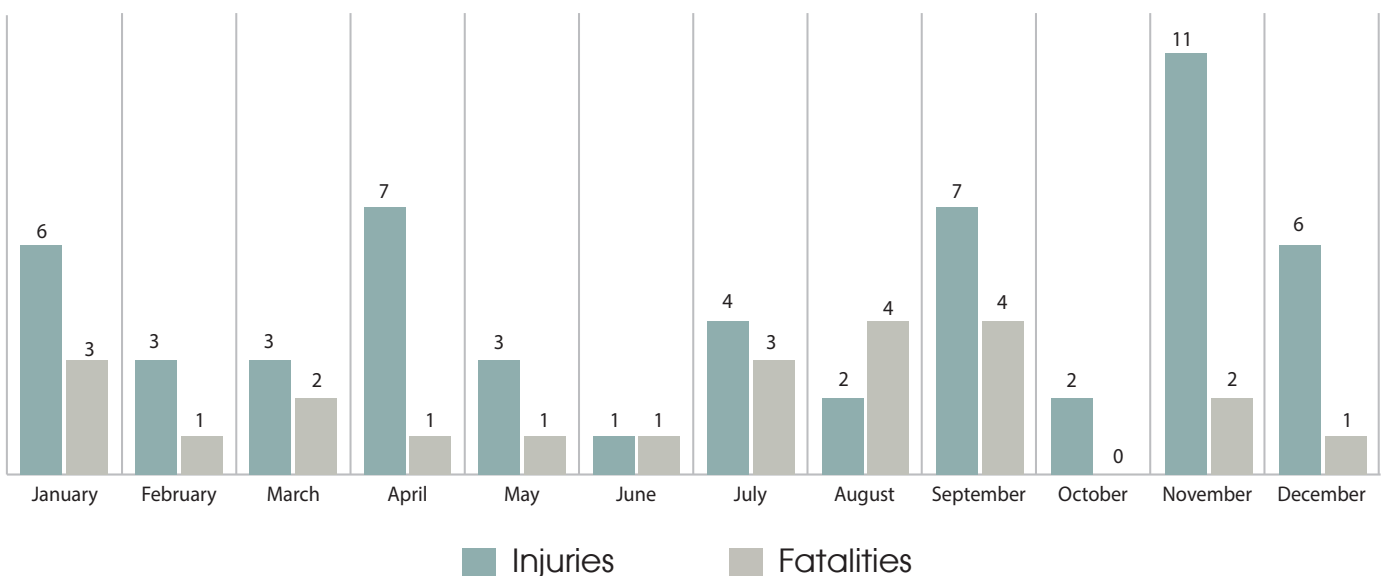
Male  
53%



Female  
42%

	Single Family Dwelling	Multi-Family Dwelling	Hotel/Motel	Mobile Home	Vehicle as Residence	Shed/Storage Structure	Commercial	Open Land/Field
Injuries	24	4	5	2	1	2	2	4
Fatalities	10	1	0	1	0	0	2	7

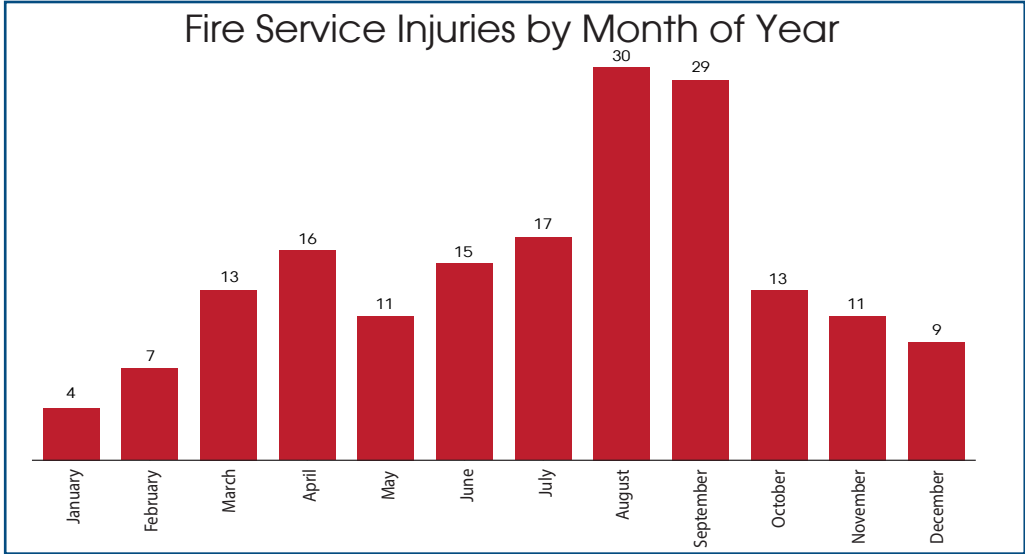
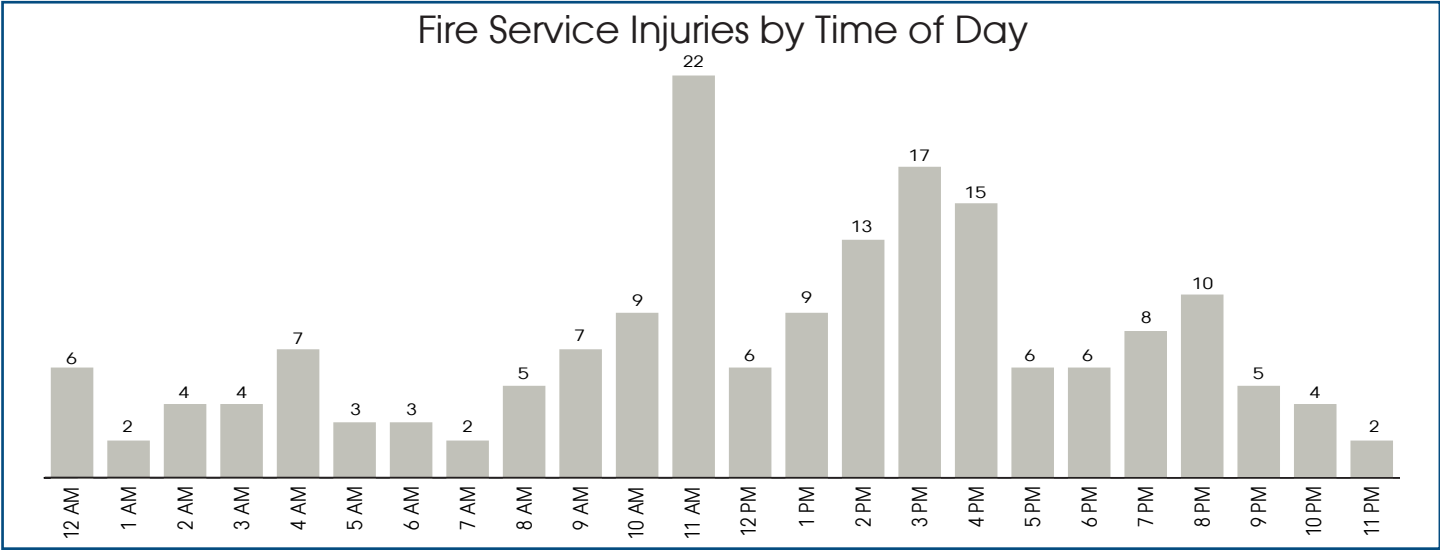
## Frequency of Casualties



# FIRE SERVICE CASUALTIES SUMMARY

Incident Type Resulting in Injuries	
Driving or riding vehicle	4
Operating apparatus	2
Extinguishing/neutralizing incident	22
Suppression support	14
Access or egress	2
EMS/Rescue	32
Incident scene activity	5
Fire station activities (includes training)	9
Undetermined	1
Unreported	84

Incident Type Resulting in Injuries	
Fires	70
Overpressure rupture, explosion, overheating	0
EMS/Rescue	87
Hazardous Condition	0
Service call	15
Good intent	3
False alarm	0



**\*No Fire Service Fatalities for 2024**

The following departments did not submit all of their incidents or have corrected invalid reports. Their reports impact the outcome of these statistics.

**Ada County**

IDOC Fire Department

**Adams County**

Brundage Mountain Fire Protection Association  
Council Valley Volunteer Fire Department  
Indian Valley Fire Department

**Bannock County**

Arimo Fire Department  
Downey Fire District  
North Bannock Fire District

**Benewah County**

Fernwood Fire Protection District  
Tensed Rural Fire District

**Bingham County**

Aberdeen/Springfield Fire District  
Atomic City Fire Department

**Blaine County**

Ketchum Fire Department

**Boise County**

Centerville Volunteer Fire Department  
Garden Valley Fire Protection District  
Horseshoe Bend Fire Protection District  
Robie Creek Volunteer Fire Department

**Bonner County**

Clark Fork Valley Fire & Rescue  
Coolin-Cavanaugh Bay Fire Protection District  
East Priest Lake Fire District  
North of the Narrows Fire Department  
Upper Pack River Volunteer Fire District

**Bonneville County**

Ammon Fire Department  
Ucon Fire Department

**Boundary County**

Hall Mountain Volunteer Fire Department  
Moyie Springs Fire Department

**Butte County**

Lost River Fire Protection District

**Canyon County**

Upper Deer Flat Fire Department

**Caribou County**

Bancroft Volunteer Fire Department  
Grace Fire Department

**Cassia County**

Ace Fire Protection Association  
Oakley Fire Department

**Clearwater County**

Elk River Volunteer Fire Department  
Evergreen Rural Fire District  
Grangemont Rural Fire District  
Greer Fire District  
Upper Fords Creek Rural Fire Department  
Weippe Fire Department

**Custer County**

North Custer Rural Fire District  
South Custer Rural Fire District

**Fremont County**

Island Park Fire Protection District  
North Fremont Fire District

**Gem County**

Gem County Fire Protection District 1

**Idaho County**

Elk City Volunteer Fire Department  
Ferdinand Fire Department  
Glenwood-Caribel Volunteer Fire District  
Grangeville City Fire Department  
Grangeville Rural Fire District  
Harpster Fire Protection District  
Ridge Runner Fire Department  
Sesech Meadows Rural Fire Department

**Jefferson County**

Roberts Fire District  
Hamer Fire Protection District  
West Jefferson Fire Control District

**Jerome County**

Jerome Rural Fire District 1

**Latah County**

Bovill Fire Protection District  
Genesee City Fire Department  
Genesee Rural Fire Protection District

**Lemhi County**

Leadore Volunteer Fire Department  
Lemhi County Fire Protection District  
Williams Lake Volunteer Fire Department

**Lewis County**

Winchester Volunteer Fire Department

**Lincoln County**

Richfield Fire Protection District  
Shoshone City/Rural Fire Department

**Nez Perce County**

Big Canyon Fire District  
Culdesac Volunteer Fire Department  
Lewiston Fire Department  
Nez Perce County Fire Department

**Oneida County**

Malad Volunteer Fire Department

**Owyhee County**

Silver City Fire & Rescue

**Payette County**

Sand Hollow Fire Protection District

**Shoshone County**

Mullan Volunteer Fire Department  
Shoshone County Fire Protection District 3  
St. Joe Valley Fire District 4

**Twin Falls County**

Salmon Tract Rural Fire Protection District

**Valley County**

Big Creek Fire Department  
High Valley Fire Protection Association  
Silver Creek Volunteer Fire District  
Southern Idaho Timber Protection Association  
Yellow Pine Fire District

**Washington County**

Midvale Fire Protection District

FDID	Fire Departments	Structure Fires	Vehicle Fires	Other Fires	Total Fires	EMS & Rescue	False Alarms	Other Calls
<b>Ada County</b>								
01100	Boise Fire Department	213	81	266	560	15,551	2,007	7,591
01344	Eagle Fire Department	27	10	74	111	2,062	255	1,062
01248	IDOC Fire Department	Not Reporting						
01246	Kuna Rural Fire District	26	14	66	106	1,161	93	429
01313	Meridian Fire Department	88	42	137	267	5,176	693	2,148
01342	Star Fire Protection District	9	4	28	41	179	28	141
<b>Adams County</b>								
03324	Brundage Mountain Fire Protection Association	Not Reporting						
03320	Council Valley Volunteer Fire Department	Not Reporting						
03334	Indian Valley Rural Fire Department	Not Reporting						
03340	Meadows Valley Rural Fire District	7	4	2	13	61	14	25
<b>Bannock County</b>								
05322	Arimo Fire Department	Not Reporting						
05207	Chubbuck Fire Department	13	6	13	32	1,499	87	238
05326	Downey Fire District	Not Reporting						
05328	Inkom Fire Department	2	4	4	10	0	3	19
05329	Lava Hot Springs Fire Department	3	2	2	7	0	3	14
05340	McCammon Fire Department	0	1	1	2	0	2	8
05323	North Bannock Fire District	4	3	10	17	8	5	26
05101	Pocatello Fire Department	54	13	34	101	7,890	391	960
05331	Pocatello Valley Fire Protection District	3	4	6	13	0	1	12
<b>Bear Lake County</b>								
07333	Bear Lake County Fire District	4	1	0	5	4	12	8
07301	Montpelier Fire Department	7	4	8	19	19	6	13
<b>Benewah County</b>								
09320	Emida Fire Protection District	1	0	4	5	3	0	4
09330	Fernwood Fire Protection District	0	0	2	2	11	0	25
09302	Gateway Fire Protection District	4	2	8	14	452	3	77



Total Incidents	Mutual Aid Given	Approximate Total Fire Dollar Loss	Acres Burned	Civilian Injuries	Civilian Fatalities	Firefighter Injuries	Firefighter Fatalities
25,709	24	\$15,296,518	11,267.26	4	1	89	0
3,490	16	\$4,083,152	131,515.25	0	0	6	0
Not Reporting							
1,789	16	\$2,393,375	1,776.94	2	0	1	0
8,284	145	\$9,856,200	10,039.7	3	0	6	0
389	209	\$1,174,100	120,817.94	0	0	0	0
Not Reporting							
Not Reporting							
Not Reporting							
113	13	\$269,500	1	0	0	0	0
Not Reporting							
Not Reporting							
1,856	3	\$2,522	0.01	0	0	0	0
Not Reporting							
32	32	\$116,500	13	0	0	0	0
24	5	\$105,250	2	0	0	0	0
12	7	\$35,200	0	0	0	0	0
56	24	\$0	8	0	0	1	0
9,342	2	\$1,470,222	3.1	6	0	6	0
26	4	\$552,200	430.4	0	1	0	0
Not Reporting							
29	1	\$21,000	109.02	0	0	0	0
57	0	\$492,750	0	1	0	0	0
Not Reporting							
12	8	\$0	0	0	0	0	0
38	20	\$10,000	0	0	0	0	0
546	25	\$0	208.1	2	1	0	0

FDID	Fire Departments	Structure Fires	Vehicle Fires	Other Fires	Total Fires	EMS & Rescue	False Alarms	Other Calls
09366	St. Maries Fire Protection District	12	4	29	45	15	16	64
09335	Tensed Rural Fire District	Not Reporting						
Bingham County								
11303	Aberdeen/Springfield Fire District	Not Reporting						
11360	Atomic City Fire Department	Not Reporting						
11101	Blackfoot Fire Department	46	15	96	157	2,514	104	404
11357	Firth Rural Fire District	1	2	8	11	3	17	54
11334	Fort Hall Fire & EMS District	4	10	48	62	586	30	117
11355	Shelley Rural Fire District	11	1	28	40	27	28	55
Blaine County								
13302	Bellevue Fire Department	7	2	1	10	9	12	22
13354	Carey Rural Fire Protection District	2	1	1	4	63	2	31
13301	Hailey Fire Department	9	0	8	17	489	57	141
13203	Ketchum Fire Department	1	0	1	2	72	21	33
13308	Smiley Creek Rural Fire Protection District	2	0	0	2	0	0	2
13306	Sun Valley Fire Department	3	2	6	11	162	120	210
13334	Wood River Fire Protection District	2	0	18	20	919	26	203
Boise County								
15309	Centerville Volunteer Fire Department	Not Reporting						
15330	Clear Creek Volunteer Fire Department	0	0	6	6	40	0	4
15311	Garden Valley Fire Protection District	6	0	12	18	72	8	42
15345	Horseshoe Bend Fire Protection District	Not Reporting						
15324	Idaho City Volunteer Fire Department	5	0	4	9	123	2	23
15342	Lowman Volunteer Fire District	0	0	3	3	33	0	8
15301	Placerville Fire Protection District	3	0	3	6	10	0	2
15313	Robie Creek Volunteer Fire Department	0	0	0	0	4	0	1
15335	Thorn Creek Volunteer Fire Department	1	0	0	1	10	0	5
15340	Wilderness Ranch Fire Protection District	0	0	0	0	49	0	8

Total Incidents	Mutual Aid Given	Approximate Total Fire Dollar Loss	Acres Burned	Civilian Injuries	Civilian Fatalities	Firefighter Injuries	Firefighter Fatalities
140	111	\$40,500	1	0	0	0	0
Not Reporting							
Not Reporting							
Not Reporting							
3,179	47	\$933,100	312	1	0	4	0
85	14	\$207,760	32	0	0	1	0
795	32	\$252,500	153.26	0	0	0	0
150	1	\$0	21.44	1	0	0	0
53	63	\$10,000	117,811.7	0	0	0	0
100	7	\$276,500	5	0	0	0	0
704	55	\$11,850	17,338.01	0	0	0	0
128	2	\$0	0	0	0	0	0
4	14	\$0	0	0	0	0	0
503	48	\$240,250	51.12	0	0	0	0
1,168	61	\$0	123,617.17	0	0	0	0
Not Reporting							
50	1	\$0	0.2	0	0	0	0
140	3	\$155,000	122,990.22	1	0	0	0
Not Reporting							
157	0	\$45,000	0.4	0	0	0	0
44	0	\$0	140,070.1	0	0	0	0
18	0	\$276,000	10.2	0	0	0	0
5	0	\$0	0	0	0	0	0
16	4	\$0	0	0	0	0	0
57	0	\$0	0	0	0	0	0

FDID	Fire Departments	Structure Fires	Vehicle Fires	Other Fires	Total Fires	EMS & Rescue	False Alarms	Other Calls
Bonner County								
17314	Clark Fork Valley Fire & Rescue	Not Reporting						
17344	Coolin Cavanaugh Bay Fire Protection District	Not Reporting						
17340	East Priest Lake Fire District	0	0	4	4	0	0	3
17345	Kilroy Bay-Pine Cove Fire Department	0	0	0	0	0	0	0
17339	North of the Narrows Fire District	0	0	1	1	4	1	5
17333	Northside Fire District	13	2	15	30	359	36	199
17360	Sam Owen Fire District	2	0	8	10	15	4	15
17349	Schweitzer Fire District	2	0	2	4	59	12	12
17346	Selkirk Fire, Rescue & EMS	35	7	39	81	1,082	155	591
17361	Upper Pack River Volunteer Fire District	Not Reporting						
17337	West Pend Oreille Fire District	16	2	12	30	276	12	181
17319	West Priest Lake Fire District	0	0	3	3	13	7	19
Bonneville County								
19315	Ammon Fire Department	2	0	1	3	10	40	45
19320	Bonneville County Fire District 2	0	0	0	0	0	0	0
19340	Greater Swan Valley Fire Protection District 2	0	1	5	6	34	4	26
19110	Idaho Falls Airport Fire Department	0	0	0	0	4	0	5
19101	Idaho Falls Fire Department	58	30	122	210	11,763	670	1,700
19317	Ucon Fire Department	Not Reporting						
Boundary County								
21301	Bonnors Ferry Fire Department	0	0	0	0	0	0	0
21333	Curley Creek Volunteer Fire Department	1	1	3	5	42	0	7
21344	Hall Mountain Volunteer Fire Department	4	0	2	6	33	1	13
21315	Moyie Springs Fire Department	Not Reporting						
21341	North Bench Fire District	4	3	10	17	119	1	43
21348	Paradise Valley Fire District	1	0	1	2	97	0	12
21346	South Boundary Fire Protection District	4	2	8	14	112	5	16

Total Incidents	Mutual Aid Given	Approximate Total Fire Dollar Loss	Acres Burned	Civilian Injuries	Civilian Fatalities	Firefighter Injuries	Firefighter Fatalities
Not Reporting							
Not Reporting							
7	4	\$0	0	0	0	0	0
0	0	\$0	0	0	0	0	0
11	3	\$0	0.01	0	0	0	0
624	80	\$346,500	110.21	1	0	1	0
44	75	\$0	0	0	0	0	0
87	9	\$0	0.1	0	0	0	0
1,909	3	\$2,148,150	5.11	0	0	0	0
Not Reporting							
499	22	\$2,774,000	1	0	0	0	0
42	9	\$0	0	0	0	0	0
Not Reporting							
98	1	\$200,000	0	0	0	0	0
0	0	\$0	0	0	0	0	0
70	7	\$50,600	10	0	0	0	0
9	0	\$0	0	0	0	0	0
14,343	1	\$5,977,687	132.7	6	0	1	0
Not Reporting							
Not Reporting							
0	55	\$0	0	0	0	0	0
54	0	\$78,000	0	0	0	0	0
53	1	\$95,000	0.2	0	0	0	0
Not Reporting							
180	5	\$0	4	0	0	0	0
111	49	\$0	0.1	0	0	0	0
147	19	\$17,500	2.35	0	0	0	0

FDID	Fire Departments	Structure Fires	Vehicle Fires	Other Fires	Total Fires	EMS & Rescue	False Alarms	Other Calls
Butte County								
23316	Arco Fire Department	4	2	3	9	10	5	8
23341	Lost River Fire Protection District	Not Reporting						
Camas County								
25301	Fairfield Fire Department	3	0	10	13	10	3	4
25340	West Magic Fire District	0	0	0	0	0	0	0
Canyon County								
27211	Caldwell Fire Department	45	36	100	181	4,732	356	2,089
27344	Melba Rural Fire Protection District	4	2	9	15	106	8	56
27336	Middleton Rural Fire District	14	12	42	68	816	66	438
27101	Nampa Fire Department	81	43	126	250	8,255	638	2,701
27338	Parma Rural Fire Protection District	7	7	34	48	355	15	118
27339	Upper Deer Flat Fire Department	7	2	14	23	0	4	22
27307	Wilder Rural Fire Protection District	10	2	21	33	258	16	140
Caribou County								
29306	Bancroft Volunteer Fire Department	0	0	0	0	0	0	0
29305	Caribou County Fire Department	1	0	7	8	0	0	12
29309	Grace Fire Department	0	0	0	0	0	0	0
25301	Soda Springs Fire Department	4	2	2	8	0	0	8
Cassia County								
31343	Ace Fire Protection Association	Not Reporting						
31342	Albion Fire Protection District	1	0	2	3	4	2	1
31201	Burley Fire Department	8	10	53	71	836	117	192
31334	Declo Fire Department	2	2	7	11	26	1	28
31340	Oakley Fire Department	Not Reporting						
31338	Raft River Fire Protection District	3	7	6	16	12	2	10
Clark County								
33329	Dubois City Fire Department	1	3	3	7	0	0	0

Total Incidents	Mutual Aid Given	Approximate Total Fire Dollar Loss	Acres Burned	Civilian Injuries	Civilian Fatalities	Firefighter Injuries	Firefighter Fatalities
32	5	\$101,000	1.4	0	0	2	0
Not Reporting							
33	4	\$260,000	809.7	0	0	0	0
0	0	\$0	0	0	0	0	0
7,358	106	\$3,739,614	132.74	0	0	1	0
185	12	\$53,600	369	0	0	0	0
1,388	133	\$648,764	21.35	0	0	0	0
11,844	61	\$5,106,222	137	3	0	4	0
536	42	\$134,500	409.01	0	0	0	0
49	21	\$25,000	30	0	0	0	0
447	106	\$503,830	24	0	0	0	0
0	0	\$0	0	0	0	0	0
20	0	\$0	66	0	0	0	0
0	0	\$0	0	0	0	0	0
16	0	\$23,500	200	0	0	0	0
Not Reporting							
7	3	\$0	7	0	0	0	0
1,216	1,209	\$1,657,950	187,317.52	0	1	0	0
62	16	\$53,400	0	1	1	0	0
Not Reporting							
40	1	\$660,660	42	0	0	0	0
7	0	\$44,000	44	0	0	0	0

FDID	Fire Departments	Structure Fires	Vehicle Fires	Other Fires	Total Fires	EMS & Rescue	False Alarms	Other Calls
Clearwater County								
35301	Elk River Volunteer Fire Department	Not Reporting						
35341	Evergreen Rural Fire District	Not Reporting						
35330	Grangemont Rural Fire District	Not Reporting						
35340	Greer Fire District	Not Reporting						
35303	Orofino Fire Department	12	3	8	23	142	9	52
35309	Pierce Volunteer Fire Department	2	0	1	3	1	0	0
35338	Sunnyside Rural Fire District	1	0	2	3	0	2	3
35305	Twin Ridge Rural Fire District	3	0	4	7	0	0	4
35334	Upper Fords Creek Rural Fire District	Not Reporting						
35312	Weippe Fire Department	Not Reporting						
Custer County								
37334	North Custer Rural Fire District	2	0	15	17	25	0	2
37301	Sawtooth Valley Rural Fire Department	1	0	14	15	7	2	6
37354	South Custer Rural Fire District	2	1	2	5	1	1	0
Elmore County								
39338	Atlanta Rural Fire Protection District	0	0	1	1	13	1	12
39303	Glenns Ferry Fire Department	0	2	3	5	13	2	8
39336	King Hill Rural Fire District	0	7	13	20	51	0	20
39334	Mountain Home Rural Fire District	2	7	22	31	0	1	27
39301	Mountain Home Volunteer Fire Department	19	8	5	32	2	36	32
39309	Oasis Volunteer Fire Department	1	0	0	1	0	0	0
Franklin County								
41301	Franklin County Fire District	10	7	15	32	43	16	67
Fremont County								
43334	Island Park Fire Protection District	Not Reporting						
43336	North Fremont Fire District	1	0	1	2	0	0	0
43338	South Fremont Fire District	7	9	22	38	4	4	48



Total Incidents	Mutual Aid Given	Approximate Total Fire Dollar Loss	Acres Burned	Civilian Injuries	Civilian Fatalities	Firefighter Injuries	Firefighter Fatalities
Not Reporting							
Not Reporting							
Not Reporting							
Not Reporting							
226	6	\$0	4.5	3	2	0	0
4	0	\$947,800	1	2	2	0	0
8	1	\$0	5	0	0	0	0
11	1	\$1,250,000	5	0	0	0	0
Not Reporting							
Not Reporting							
44	0	\$0	0	0	0	0	0
30	0	\$0	996,108	0	0	0	0
7	0	\$70,200	0	1		0	0
27	0	\$0	0	0	0	0	0
28	0	\$31,000	3	0	0	0	0
20	0	\$0	27,288	0	0	0	0
59	0	\$87,000	12,168	0	0	0	0
105	0	\$531,000	6.5	0	0	0	0
0	0	\$0	0	0	0	0	0
158	3	\$2,131,000	0	0	0	0	0
Not Reporting							
2	0	\$200	0	0	0	0	0
94	7	\$1,905,500	30	0	0	0	0

FDID	Fire Departments	Structure Fires	Vehicle Fires	Other Fires	Total Fires	EMS & Rescue	False Alarms	Other Calls
<b>Gem County</b>								
45301	Emmett Fire Department	6	3	9	18	38	26	67
45334	Gem County Fire Protection District 1	16	12	53	81	97	6	93
45339	Gem County Fire Protection District 2	4	1	7	12	8	2	15
<b>Gooding County</b>								
47341	Bliss Rural Fire District	2	2	8	12	29	2	29
47301	Gooding Fire District	7	11	38	56	101	69	36
47323	Hagerman Fire Protection District	2	1	10	13	336	2	35
47303	Wendell Fire Department	1	1	7	9	28	4	21
47335	Wendell Rural Fire District	3	10	37	50	64	1	52
<b>Idaho County</b>								
49352	BPC Rural Fire Department	1	0	0	1	0	0	0
49340	Carrot Ridge Volunteer Fire District	1	0	0	1	0	0	0
49335	Cottonwood Rural Fire District	0	0	8	8	0	1	0
49310	Cottonwood Volunteer Fire Department	2	0	0	2	11	0	0
49316	Elk City Volunteer Fire Department	Not Reporting						
49327	Ferdinand Fire Department	Not Reporting						
49375	Glenwood-Caribel Volunteer Fire District	0	0	0	0	0	0	0
49308	Grangeville City Fire Department	Not Reporting						
49334	Grangeville Rural Fire District	Not Reporting						
49362	Harpster Fire Protection District	0	0	5	5	0	0	2
49330	Kooskia Fire Department	5	1	6	12	5	0	18
49336	Ridge Runner Fire Department	0	0	2	2	0	0	0
49350	Riggins City Fire Department	2	2	2	6	17	0	11
49338	Salmon River Rural Fire Department	2	3	11	16	11	0	17
49370	Secesh Meadow Rural Fire Department	Not Reporting						
49329	Stites Fire Department	0	1	1	2	0	0	1
49311	White Bird Fire Department	1	0	2	3	1	0	1

Total Incidents	Mutual Aid Given	Approximate Total Fire Dollar Loss	Acres Burned	Civilian Injuries	Civilian Fatalities	Firefighter Injuries	Firefighter Fatalities
149	8	\$91,000	0	0	0	0	0
277	19	\$516,100	188,325.82	1	1	1	0
37	7	\$75,000	8.5	0	1	0	0
72	8	\$5,000	18.1	0	0	0	0
262	17	\$792,700	99.45	0	0	0	0
386	11	\$508,500	11	0	0	0	0
62	1	\$51,000	1	0	0	0	0
167	12	\$1,202,100	120.25	0	0	0	0
1	0	\$0	0	0	0	0	0
1	2	\$0	0	0	0	0	0
9	0	\$1,124,222	2.5	0	0	0	0
13	0	\$12	0	0	0	0	0
Not Reporting							
Not Reporting							
0	1	\$0	0	0	0	0	0
Not Reporting							
Not Reporting							
7	3	\$3,500	0.25	0	0	0	0
35	4	\$2,177,350	3.6	0	0	0	0
2	1	\$0	0.5	0	0	0	0
34	4	\$0	1	0	0	0	0
44	2	\$0	35.2	0	0	0	0
Not Reporting							
3	4	\$1,000	1	0	0	0	0
5	0	\$68,000	3	0	0	0	0

FDID	Fire Departments	Structure Fires	Vehicle Fires	Other Fires	Total Fires	EMS & Rescue	False Alarms	Other Calls
<b>Jefferson County</b>								
51334	Central Fire District	24	9	67	100	11	37	105
51337	Hamer Fire Protection District	Not Reporting						
51314	Roberts Fire District	Not Reporting						
51340	West Jefferson Fire Control District	0	1	5	6	2	0	8
<b>Jerome County</b>								
53201	Jerome City Fire Department	17	4	28	49	1,035	124	296
53333	Jerome Rural Fire District 1	11	13	21	45	160	49	155
53353	First Segregation Fire District	3	5	9	17	54	6	90
<b>Kootenai County</b>								
55201	Coeur d'Alene Fire Department	35	10	30	75	7,743	421	1,742
55360	East Side Fire Protection District	2	0	3	5	97	13	52
55346	Hauser Lake Fire Protection District	4	1	9	14	137	1	41
55234	Kootenai County Fire & Rescue	50	20	43	113	5,496	320	1,589
55354	Mica-Kidd Island Fire Protection District	5	4	2	11	67	8	44
55342	Northern Lakes Fire Protection District	28	16	27	71	4,493	187	1,646
55338	Spirit Lake Fire Protection District	19	2	24	45	572	24	248
55352	Timberlake Fire Protection District	17	9	24	50	677	41	225
55336	Worley Fire Protection District	10	4	22	36	386	19	101
<b>Latah County</b>								
57309	Bovill Fire Protection	Not Reporting						
57341	Deary Rural Fire District	4	0	7	11	26	1	20
57303	Genesee City Fire Department	Not Reporting						
57338	Genesee Rural Fire Protection District	Not Reporting						
57307	Juliaetta Volunteer Fire Department	1	0	2	3	0	0	2
57306	Kendrick Volunteer Fire Department	1	1	12	14	8	0	12
57334	Moscow Rural Fire District	8	3	12	23	46	5	54
57301	Moscow Volunteer Fire Department	18	4	11	33	2,144	288	361

Total Incidents	Mutual Aid Given	Approximate Total Fire Dollar Loss	Acres Burned	Civilian Injuries	Civilian Fatalities	Firefighter Injuries	Firefighter Fatalities
253	22	\$3,283,237	373.16	0	1	0	0
Not Reporting							
Not Reporting							
16	2	\$227,500	0.5	0	0	0	0
1,515	11	\$436,000	7,500	1	0	3	0
409	0	\$2,591,750	13.5	0	0	0	0
147	0	\$497,950	1	1	0	0	0
10,299	277	\$11,589,382	277	5	1	16	0
167	8	\$0	2	0	0	0	0
193	22	\$459,820	0	0	0	0	0
7,518	1,238	\$1,819,839	183.79	1	0	25	0
130	54	\$132,000	6	0	2	0	0
6,397	48	\$2,976,400	7	0	0	3	0
889	133	\$411,801	12	0	0	0	0
993	329	\$911,910	2	0	0	0	0
542	11	\$2,220,900	1,116	0	0	0	0
Not Reporting							
Not Reporting							
58	9	\$10,820,000	30,728.71	0	0	0	0
Not Reporting							
Not Reporting							
5	37	\$0	3	0	0	0	0
34	3	\$2,500,000	3,574.75	0	0	0	0
128	16	\$1,400,500	145	0	0	0	0
2,826	32	\$140,000	0	0	0	0	0

FDID	Fire Departments	Structure Fires	Vehicle Fires	Other Fires	Total Fires	EMS & Rescue	False Alarms	Other Calls
57336	Potlatch Rural Fire District	10	3	14	27	17	0	32
57304	Troy Volunteer Fire Department	2	1	7	10	9	1	13
Lemhi County								
59310	Elk Bend Fire Protection District	0	0	1	1	6	0	0
59315	Leadore Community Vol Fire Department	Not Reporting						
59330	Lemhi County Fire Protection District 1	Not Reporting						
59333	North Fork Fire Protection District	1	1	2	4	3	0	5
59351	Williams Lake Volunteer Fire Department	Not Reporting						
Lewis County								
61304	Craigmont Fire Department	1	0	0	1	2	0	2
61334	Kamiah Rural Fire District	19	0	6	25	582	2	33
61302	Nezperce City Fire Department	0	0	0	0	0	0	0
61310	Nezperce Rural Fire Protection District	0	0	1	0	0	0	1
61312	Winchester Rural Fire District	2	0	1	3	0	0	0
61308	Winchester Volunteer Fire Department	5	2	2	9	1	0	3
Lincoln County								
63306	Dietrich Fire District	1	1	3	5	17	0	2
63308	Richfield Fire Protection District	2	1	2	5	19	1	9
63301	Shoshone City/Rural Fire Department	Not Reporting						
Madison County								
65234	Madison Fire Department	25	12	80	117	46	272	329
Minidoka County								
67336	Minidoka County Fire Protection District	8	10	27	45	555	49	113
67301	Rupert City Fire & Rescue	7	3	6	16	406	20	19
67334	West End Fire Protection District	33	9	2	44	283	10	73
Nez Perce County								
69347	Arrow Junction Fire Protection District	0	0	2	2	0	0	1
69333	Big Canyon Fire District	2	1	0	3	0	0	1

Total Incidents	Mutual Aid Given	Approximate Total Fire Dollar Loss	Acres Burned	Civilian Injuries	Civilian Fatalities	Firefighter Injuries	Firefighter Fatalities
76	4	\$2,013,803	18.9	4	1	0	0
33	1	\$69,000	294.2	0	0	0	0
7	0	\$0	0	0	0	0	0
Not Reporting							
Not Reporting							
12	2	\$54,000	5	0	0	0	0
Not Reporting							
5	6	\$0	0	0	0	0	0
642	1	\$1,229,100	0.95	0	0	0	0
0	0	\$0	0	0	0	0	0
2	11	\$0	5	0	0	0	0
3	0	\$0	25	0	0	0	0
13	1	\$543,550	0	0	0	0	0
24	4	\$500,000	0.12	0	0	0	0
34	5	\$0	4	0	0	0	0
Not Reporting							
764	6	\$1,712,040	387.44	1	0	0	0
762	11	\$5,929,800	11	0	0	0	0
461	2	\$196,500	7	0	0	0	0
410	1	\$5,048,000	20	0	0	0	0
3	2	\$0	3,603	0	0	0	0
4	0	\$13,000	0	0	0	0	0

FDID	Fire Departments	Structure Fires	Vehicle Fires	Other Fires	Total Fires	EMS & Rescue	False Alarms	Other Calls
69311	Culdesac Volunteer Fire Department	Not Reporting						
69306	Lapwai Fire Department	4	0	5	9	0	0	1
69201	Lewiston Fire Department	40	17	34	91	5,439	243	2,529
69344	Nez Perce County Fire Department	1	0	0	1	0	0	0
69345	Wheatland Fire Protection District	1	0	0	1	0	0	1
Oneida County								
71301	Malad Fire Department/Oneida County	Not Reporting						
Owyhee County								
73340	Bruneau Fire Protection District	3	1	11	15	8	0	9
73338	Grand View Fire Department	1	4	10	15	28	1	23
73334	Homedale Fire Department	9	4	38	51	22	3	68
73336	Marsing Rural Fire District	12	7	46	65	60	6	22
73342	Murphy-Reynolds-Wilson Fire District	0	1	12	13	9	0	12
73320	Silver City Fire & Rescue	Not Reporting						
Payette County								
75302	Fruitland Fire Department	4	5	4	13	7	6	31
75303	New Plymouth Rural Fire Protection District	6	10	31	47	296	3	198
75301	Payette City Fire Department	9	3	18	30	632	45	523
75335	Payette Rural Fire Department	5	4	18	27	1	2	11
75305	Sand Hollow Fire Protection District	Not Reporting						
Power County								
77301	American Falls Fire Department	1	0	1	2	0	7	9
77330	American Falls Rural Fire Protection District	2	5	17	24	35	7	23
77306	Rockland Rural Fire District	1	0	1	2	0	0	6
Shoshone County								
79304	Mullan Volunteer Fire Department	Not Reporting						
79305	Prichard/Murray Volunteer Fire Department	0	0	1	1	26	0	6
79236	Shoshone County Fire Protection District 1	2	5	6	13	158	8	47



Total Incidents	Mutual Aid Given	Approximate Total Fire Dollar Loss	Acres Burned	Civilian Injuries	Civilian Fatalities	Firefighter Injuries	Firefighter Fatalities
Not Reporting							
10	7	\$0	0	0	0	0	0
8,302	10	\$2,670,800	2.5	2	1	1	0
1	0	\$30,000	0	0	0	0	0
2	22	\$0	0	0	0	0	0
Not Reporting							
Not Reporting							
32	0	\$4,500	9,086	0	0	0	0
67	0	\$374,500	2,049.75	0	0	0	0
144	3	\$115,000	3	0	0	0	0
153	0	\$1,899,500	132	0	0	0	0
34	1	\$40,000	1	0	0	0	0
Not Reporting							
Not Reporting							
57	29	\$115,852	29	0	0	0	0
544	18	\$0	561	0	0	0	0
1,230	56	\$1,379,500	0	0	0	0	0
41	19	\$829,000	672,064	0	0	0	0
Not Reporting							
Not Reporting							
18	0	\$60,000	0	0	0	0	0
89	5	\$557,000	840.32	0	0	0	0
8	4	\$140,000	5	0	0	0	0
Not Reporting							
Not Reporting							
33	0	\$0	0	0	0	0	0
226	35	\$20,000	1.61	0	1	0	0

FDID	Fire Departments	Structure Fires	Vehicle Fires	Other Fires	Total Fires	EMS & Rescue	False Alarms	Other Calls
79234	Shoshone County Fire Protection District 2	18	8	14	40	605	45	294
79316	Shoshone County Fire Protection District 3	Not Reporting						
79316	St. Joes Valley Fire District	Not Reporting						
Teton County								
81334	Teton County Fire & Rescue	12	2	23	37	605	92	175
Twin Falls County								
83207	Buhl Fire Department	15	8	31	54	905	52	264
83340	Castleford Fire Department	2	0	5	7	3	0	5
83338	Filer Fire Department	8	8	18	34	261	20	200
83334	Rock Creek Rural Fire Protection District	13	10	41	64	993	90	466
83349	Salmon Tract Rural Fire Protection District	Not Reporting						
83101	Twin Falls Fire Department	53	21	67	141	4,642	426	1,319
Valley County								
85341	Big Creek Fire Protection District	Not Reporting						
85334	Cascade Fire Protection District	2	1	19	22	212	23	107
85304	Donnelly Rural Fire Protection District	1	1	10	12	284	20	135
85339	McCall Fire Protection District	13	3	7	23	473	113	320
85310	Silver Creek Volunteer Fire District	Not Reporting						
85314	Yellow Pine Fire District	0	1	0	1	0	0	0
Washington County								
87330	Cambridge Fire Protection District	2	0	10	12	9	1	7
84336	Midvale Fire Protection District	Not Reporting						
87334	Weiser Area Rural Fire District	5	4	9	18	46	8	58
87301	Weiser City Fire & Rescue	7	4	5	16	53	15	60

Total Incidents	Mutual Aid Given	Approximate Total Fire Dollar Loss	Acres Burned	Civilian Injuries	Civilian Fatalities	Firefighter Injuries	Firefighter Fatalities
984	22	\$2,688,600	3.22	0	1	1	0
Not Reporting							
Not Reporting							
909	2	\$0	106.1	0	0	0	0
1,275	11	\$1,316,700	27.72	0	0	0	0
15	2	\$0	1,701	0	0	0	0
515	9	\$969,323	17.1	0	0	0	0
1,613	18	\$275,000	308	0	0	1	0
Not Reporting							
6,528	42	\$2,040,642	504.39	1	2	1	0
Not Reporting							
364	11	\$10,750	14.9	0	0	0	0
451	13	\$51,000	1.1	0	0	0	0
929	11	\$715,760	2.8	0	0	0	0
Not Reporting							
1	0	\$0	0	0	0	0	0
29	1	\$0	2,513	0	0	0	0
Not Reporting							
130	14	\$183,200	215,582.05	0	0	1	0
144	0	\$243,000	0.2	0	0	0	0