



# 2021 Annual Report





**Brad Little**  
Governor

**Dean L. Cameron**  
Director  
Department of Insurance

**Knute C. Sandahl**  
State Fire Marshal

**700 W. State Street, 3rd Floor**  
**Boise, Idaho 83702**

**Visit the Idaho State Fire Marshal's**  
**website at:**

**<https://doi.idaho.gov/state-fire-marshall/>**

## **Mission Statement**

The State Fire Marshal's Office participates in and coordinates an integrated statewide system designed to protect human life from fire and explosions through fire prevention, investigation, and public education activities. The system also includes code enforcement, the operation of the National Fire Incident Reporting System, and assistance to local fire agencies throughout the state.



**BRAD LITTLE**  
Governor

*State of Idaho*  
**DEPARTMENT OF INSURANCE**  
**DIVISION OF THE STATE FIRE MARSHAL**  
700 West State Street, 3rd Floor  
P.O. Box 83720  
Boise, Idaho 83720-0043  
Phone (208) 334-4370  
Fax (208) 334-4375  
<http://doi.idaho.gov/sfm>

**DEAN L. CAMERON**  
Director

**KNUTE C. SANDAHL**  
State Fire Marshal

Honorable Brad Little  
Governor, State of Idaho  
Statehouse  
Boise, Idaho 83720

Dear Governor Little,

I present to you the 2021 State Fire Marshal's Annual Report. This report includes data and information collected and organized from fire service providers including municipal fire departments, fire districts, and fire protection associations throughout Idaho.

Organized fire service providers contribute statistical data through the National Fire Incident Reporting System (NFIRS). Of the 230 organized fire service providers, 145 contributed data through this system. This system is important in identifying fire related activity, including trends or problems with consumer products, and aid in designing specific fire prevention initiatives.

In 2021, our office responded and investigated 177 fires throughout Idaho. This was a slight decrease from the previous year. We associate this decrease to more Idahoans working from home during the pandemic and reporting these fires in the early stages of development. This resulted in faster response time by local first responders, keeping the fires small and easier to investigate at the local level.

With Idahoans spending more time at home, our office responded by providing home fire safety messages by utilizing social media and other outlets. We continue to partner with local, state, and federal fire services to promote fire safety in our great outdoors. Based on wildfire activity, we believe this has had a great impact in preventing large scale wildfires.

Respectfully submitted,



Knute Sandahl,  
Idaho State Fire Marshal



# TABLE OF CONTENTS

## STATE FIRE MARSHAL DIVISION

About the State Fire Marshal's Office .....	2
State Fire Marshal Staff/District Map .....	3
Classes .....	4
Fire Investigations .....	5
Plan Reviews and Inspections .....	6
Certification and Licensing .....	7

## IDAHO FIRE DEPARTMENTS

Reporting Trends .....	9
List of Fire Departments with Incomplete Reporting/Not Reporting .....	10

## SUMMARY STATISTICS

Incident Summary of Fire Responses .....	12
Incident Summary of Non-Fire Responses .....	13
Top 10 Incident Types by Incident Categories .....	14
Comparisons of 2020 and 2021 County Populations and Reported Incidents .....	19
Five-Year Trends .....	18

## STRUCTURE FIRES

Most Frequent Residential Structure Fires .....	20
Structure Fires by Property Type .....	21
Smoke Detectors .....	22
Automatic Extinguishing Systems .....	24

## CASUALTIES

Civilian Casualties .....	26
Fire Service Casualties .....	28
Casualties for the Last Five Years .....	30

Fire Department Personnel and Funding Sources .....	31
Fire Department Incident Count by County .....	37
Glossary of Terms .....	44

# ABOUT THE STATE FIRE MARSHAL'S OFFICE

Through our offices in Boise, Coeur d'Alene, and Idaho Falls, our dedicated staff works with a broad spectrum of customers in both the public and private sectors.

By statute we are responsible for:

- Adoption of the fire code as a minimum standard for the state.
- Prescribing regulations and making rules related to the fire code.
- Reviewing plans for all new and remodeled state buildings for compliance with adopted fire codes.
- Inspecting and testing new fire sprinkler systems and fire alarm systems in all new and remodeled state buildings.
- Collecting information on all fires in Idaho.
- Regulating the fire sprinkler industry.
- Reviewing plans for single service fire sprinkler systems installed in Idaho.
- Licensing fireworks wholesale and import businesses.
- Ensuring compliance by cigarette manufacturers with the Idaho Reduced Cigarette Ignition Propensity Law.
- Training local authorities who apply the provisions of the adopted statewide fire code.
- Serving as an avenue for appealing local code application decisions as provided by Idaho law.
- Serving as the Chief Arson Investigator for the State of Idaho.

We also provide assistance to our customers by:

- Assisting local fire jurisdictions with plan reviews, inspections, and code interpretation.
- Conducting classes in fire investigation, code application, and incident reporting.
- Answering questions and providing statistical research for:

Architects

Attorneys

Engineers

Elected Officials

Local Fire Marshals/Inspectors

Law Enforcement

Developers

Individual Citizens

- Participating in numerous arson task forces statewide and regional fire chief associations.
- Being actively involved in the development of national fire and life safety standards.
- Serving as an active member of the Idaho Lands Resource Coordinating Council.
- Working with the Northwest Insurance Council to establish the Arson Hotline and a reward-for-information program.



# STATE FIRE MARSHAL STAFF/DISTRICT MAP

Knute Sandahl, State Fire Marshal  
Carissa Sindon, Administrative Assistant  
Vacant, Fire Plans Examiner  
Nesha Pabst-Bohrer, NFIRS Program Information Coordinator

700 West State Street, 3rd Floor  
Boise, ID 83702  
208-334-4370

## Region I

Josh Masterson  
Deputy Fire Marshal

Jason Blubaum  
Deputy Fire Marshal

2005 Ironwood Parkway #143  
Coeur d'Alene, ID 83814  
208-769-1447

## Region II

Tom Mroz  
Chief Deputy Fire Marshal

Javier Cervantes  
Deputy Fire Marshal

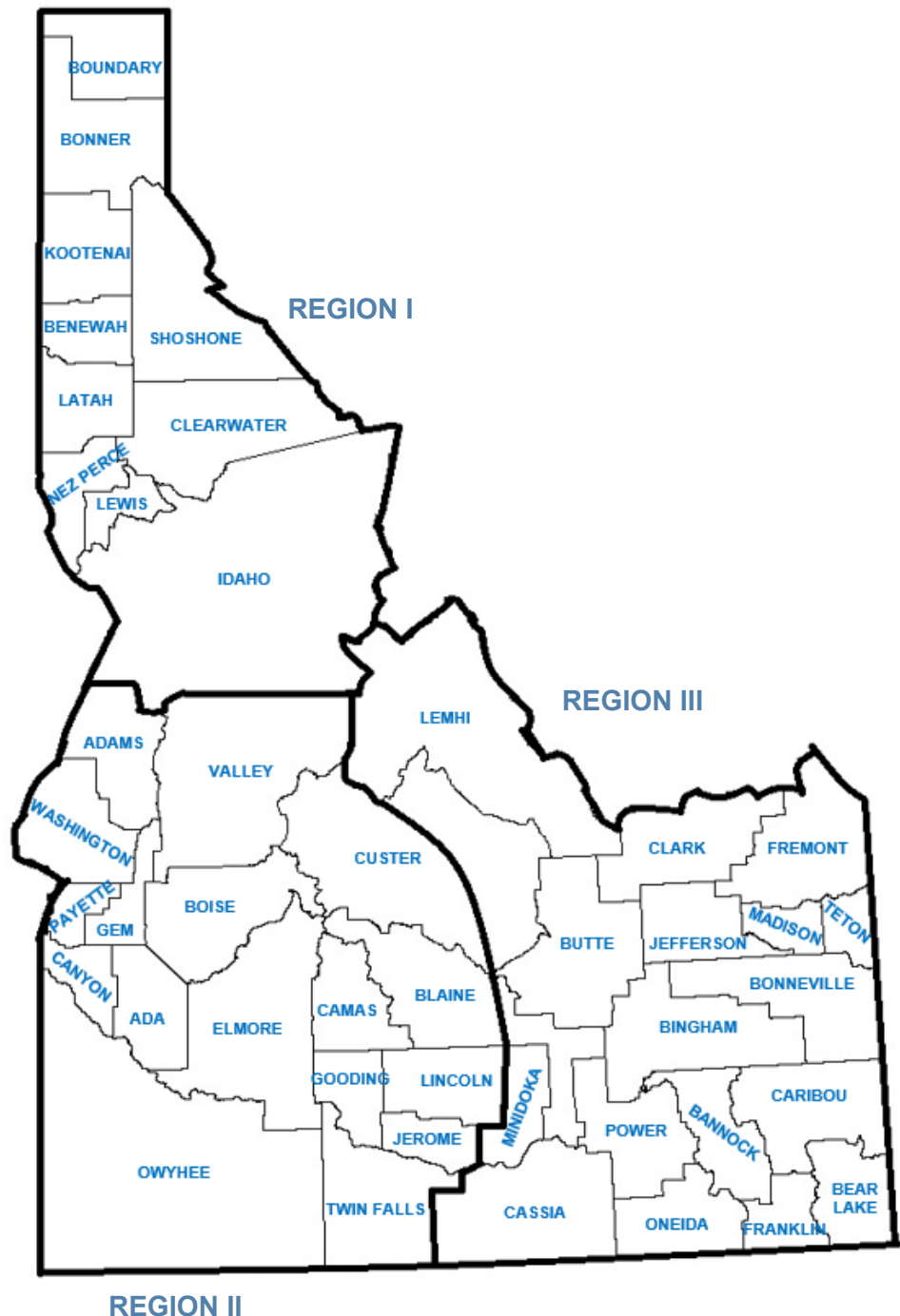
700 West State Street, 3rd Floor  
Boise, ID 83720  
208-334-4370

## Region III

Joseph Schimanski  
Deputy Fire Marshal  
208-525-7022

Brian Owens  
Deputy Fire Marshal  
208-525-7209

1820 E. 17th Street, Suite 220  
Idaho Falls, ID 83404



# CLASSES

## **Arson Detection for the First Responder**

Provides the first responder with knowledge and awareness of the detection of possible incendiary fires.

## **Arson Investigation and Evidence Preservation**

Instructs students toward a positive approach to arson investigation and best practices for the collection, preservation, and submission of fire debris evidence to our state lab.

## **Fire Inspection Principles**

The course is designed to educate the principles and techniques of conducting fire & life safety inspections with emphasis on code compliance. Classroom sessions are constructed to assist in fire inspection overview, codes and standards, construction types, means of egress, hazardous materials and processes, fire protections systems and system acceptance, and other code related topics with emphasis in identifying hazards and violations.

## **Fire Investigation for First Responders**

This 20-hour course introduces students to the requirement of National Fire Protection Association (NFPA) 921 and is designed specifically to provide a clear definition of the role of first responders in fire investigation and provides essential knowledge to enable them to recognize the potential of intentionally set fires, preservation and protection of evidence, and proper reporting of information to appropriate officials. Lecture sessions are reinforced with hands on burn cell investigations and demonstrations. By strengthening the partnership between first responders and investigators, the chances for successfully solving arson-related crimes will increase.

## **Introduction to National Fire Incident Reporting System (NFIRS)**

An introduction to and experience with the NFIRS 5.0 all-incident reporting system. Students learn the purposes and benefits of incident reporting at the local, state, and national levels and receive a basic introduction to all modules and their uses.

## **Origin and Cause Fire Investigation**

This 16-hour class is based on the National Fire Protection Association (NFPA) 921 Guide for Fire and Explosion Investigations and provides the student with basic origin and cause fire investigation knowledge and principles.

## **Training Courses Customized to Meet Your Needs**

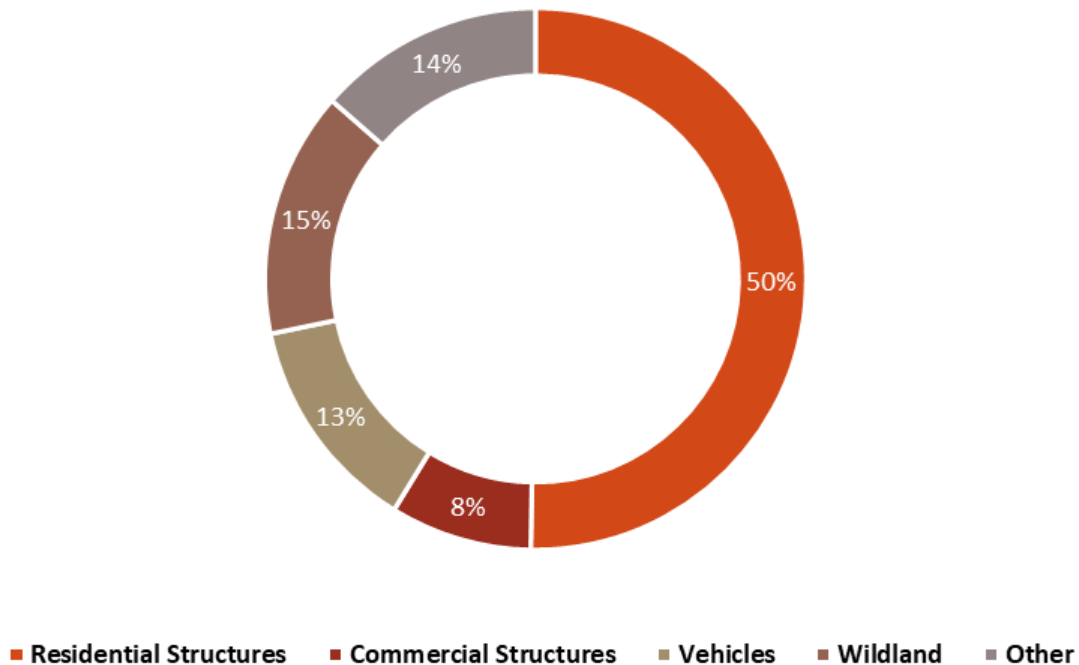
We also offer customized training opportunities for fire agencies. Our classes in both fire code and fire investigation can often be modified by content and length to meet individual needs.

Many of these classes are offered at the following academies:

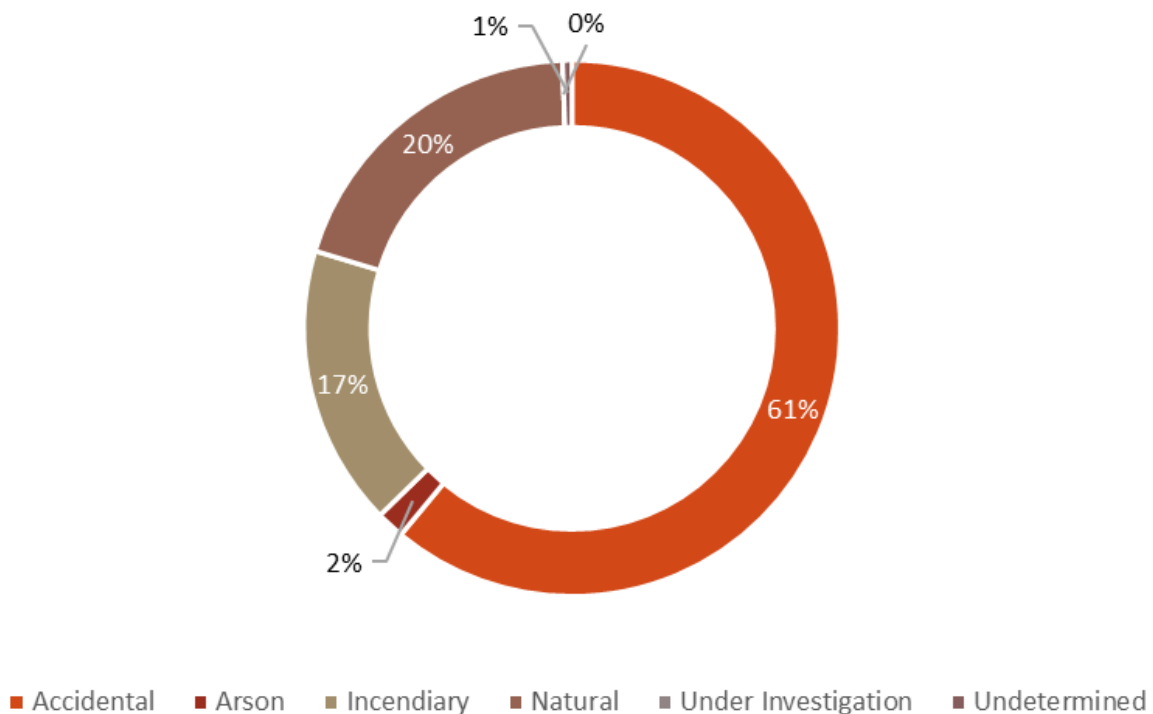
- Central Idaho Fire Academy (Donnelly)
- Clearwater County Fire Academy (Orofino)
- Eastern Idaho Fire Academy (Ammon)
- North Idaho Fire Academy (Coeur d'Alene)
- Southern Idaho Fire Academy (Paul)

# FIRE INVESTIGATIONS

## Types of Fires Investigated by the State Fire Marshal's Office

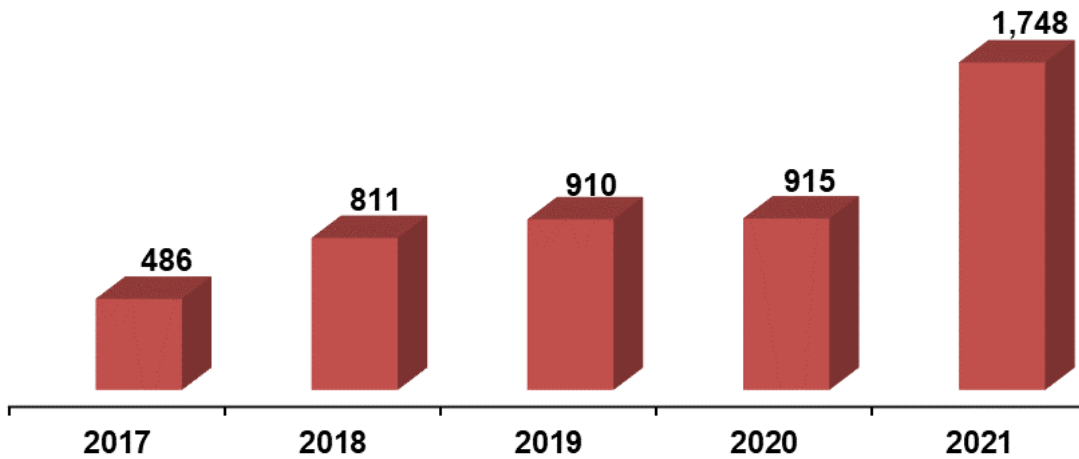


## Determination of Cause

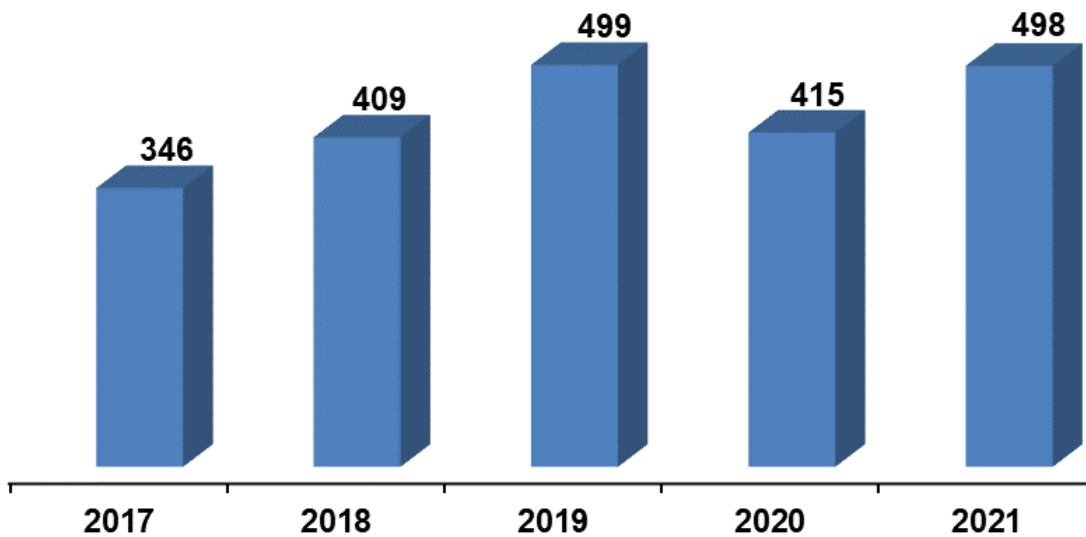


# PLAN REVIEWS AND INSPECTIONS

## Plan Reviews by the Idaho State Fire Marshal's Office



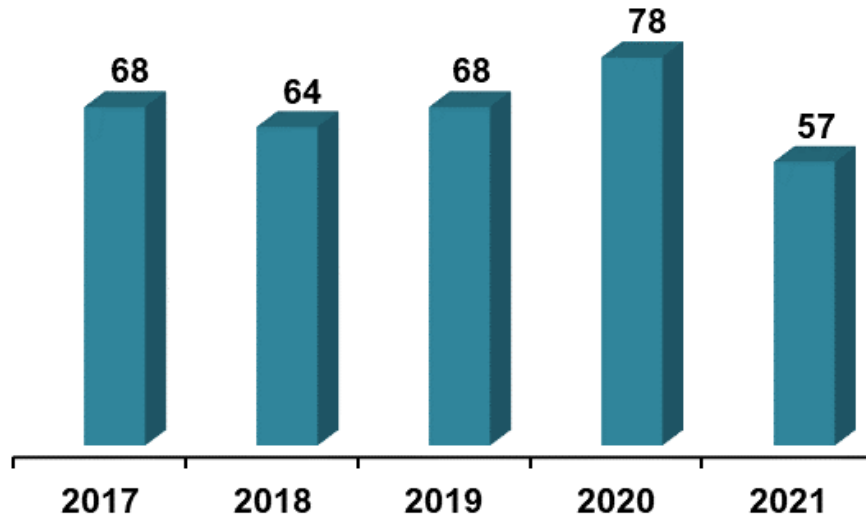
## Inspections by the Idaho State Fire Marshal's Office



# CERTIFICATION AND LICENSING

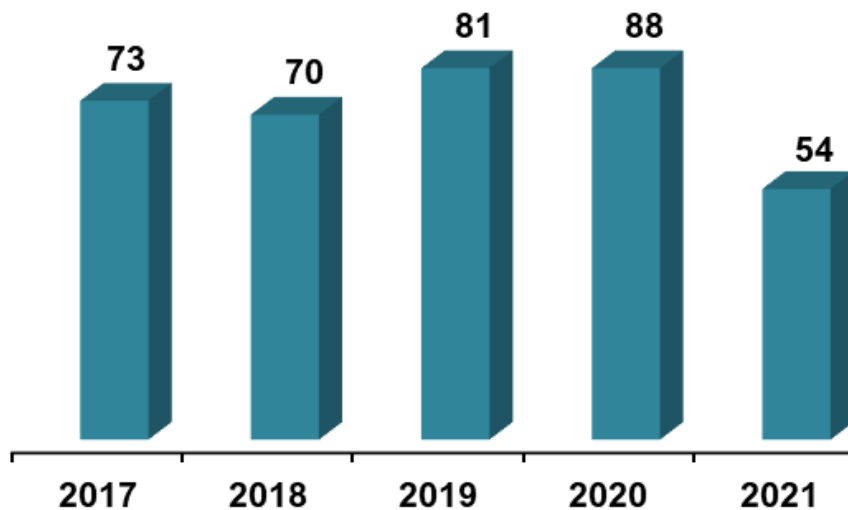
## Fire Protection Sprinkler Contractor Licenses

Idaho Code section 41-254(7) and IDAPA 18.08.02 give the State Fire Marshal the responsibility to license and regulate fire sprinkler contractors.



## Fire Protection Sprinkler Fitter Licenses

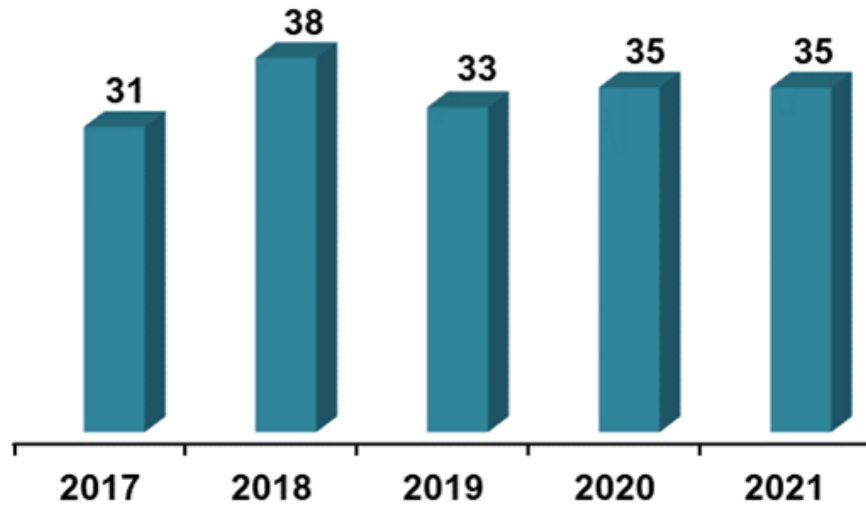
This license is offered by the State Fire Marshal pursuant to IDAPA 18.08.02.23



# CERTIFICATION AND LICENSING

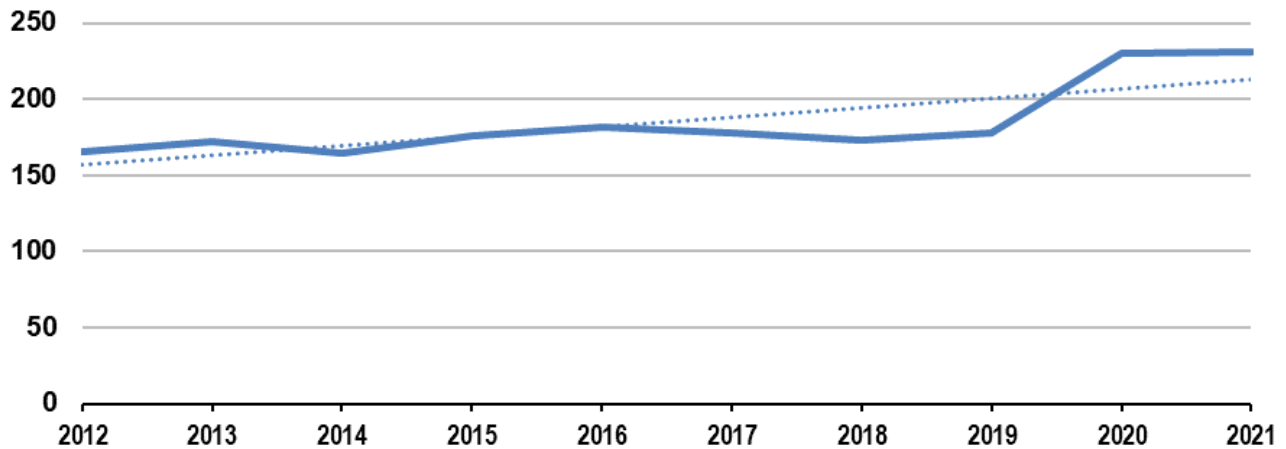
## Fireworks Wholesale or Import Licenses

Idaho Code section 39-2603 requires anyone who imports or sells fireworks at wholesale to be licensed by the State Fire Marshal's Office.

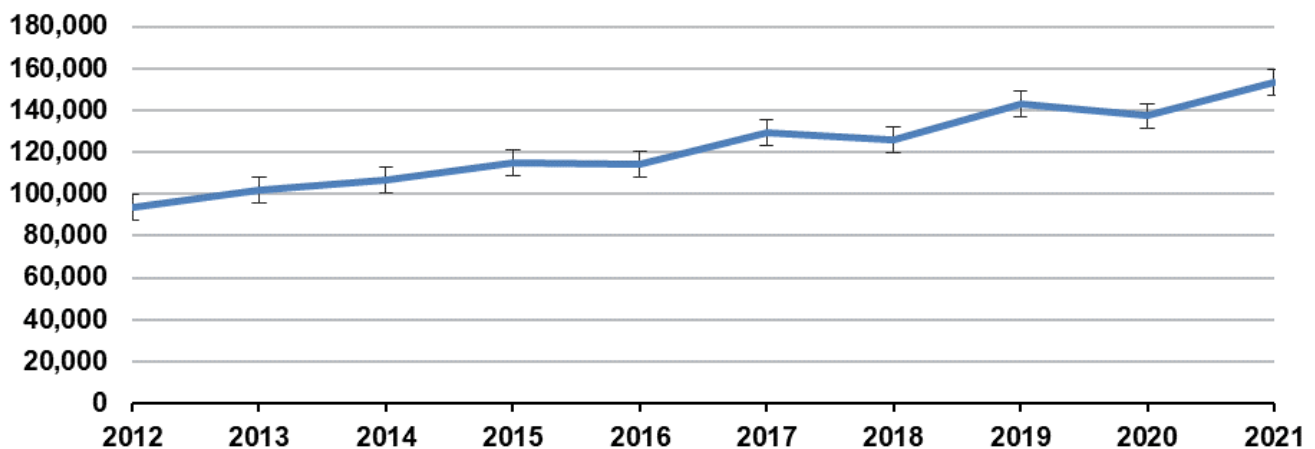


# IDAHO FIRE DEPARTMENTS REPORTING TRENDS

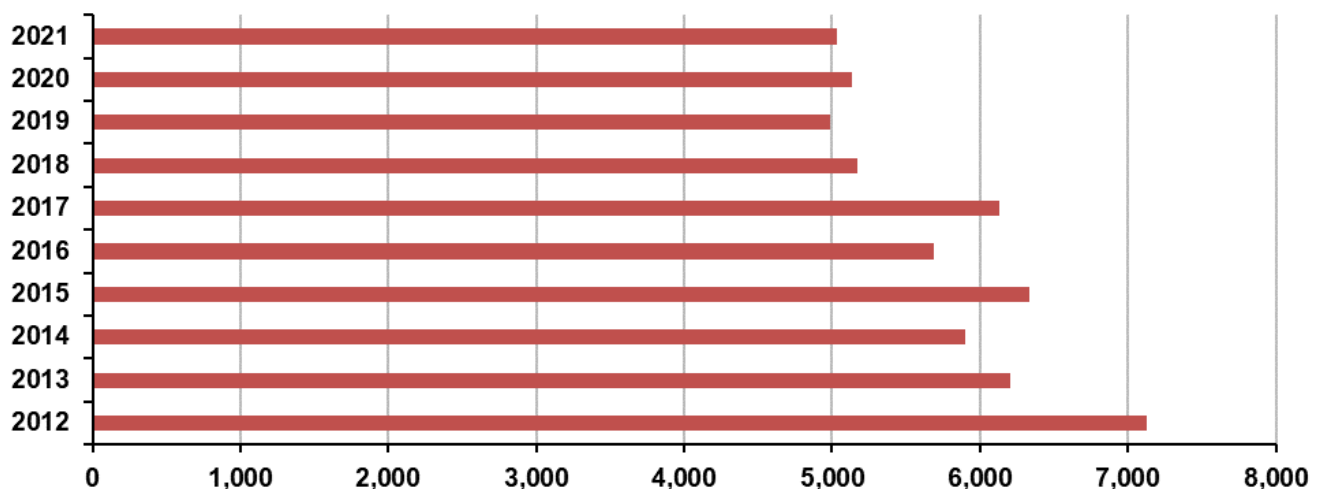
## Number of Fire Departments Reporting



## Total Reported Incidents



## Total Reported Fire Incidents



**These departments did not submit their incidents or provided incomplete data for 2021. Their reports may have an affect on the statistics.**

**Ada County**

Boise Fire Department  
Eagle Fire Department  
Idaho Department of Corrections Fire Department

**Adams County**

Bear Fire District  
Council Valley Volunteer Fire Department

**Bannock County**

Arimo Fire Department  
Downey Fire District  
Pocatello Valley Fire Protection District

**Bear Lake County**

Bear Lake County Fire District

**Benewah County**

Emida Fire District  
Fernwood Fire Protection District  
Tensed Rural Fire District

**Bingham County**

Aberdeen/Springfield Fire District  
Atomic City Fire Department  
Firth Rural Fire District  
Fort Hall Fire & EMS District  
Shelley Rural Fire District

**Blaine County**

Sun Valley Fire Department  
Smiley Creek Rural Fire Protection District

**Boise County**

Centerville Volunteer Fire Department  
Horseshoe Bend Fire Protection District  
Lowman Volunteer Fire District  
Wilderness Ranch Fire Protection District

**Bonner County**

Clark Fork Fire & Rescue  
Coolin-Cavanaugh Bay Fire Protection District  
Kilroy Bay-Pine Cove Fire Department  
North of the Narrows Fire Department

Sam Owen Fire District  
Schweitzer Fire District  
Upper Pack River Volunteer Fire Department

**Bonneville County**

Ucon Fire Department

**Boundary County**

Bonnors Ferry Fire Department  
Hall Mountain Volunteer Fire Department  
Moyie Springs Fire Department

**Butte County**

Lost River Fire Protection District

**Camas County**

Fairfield Fire Department

**Canyon County**

Caldwell Fire Department  
Parma Rural Fire Protection District

**Caribou County**

Bancroft Fire Department  
Grace Fire Department

**Cassia County**

Ace Fire Protection Association  
Declo Fire Department  
Oakley Fire Department  
Raft River Fire Protection District

**Clark County**

Dubois City Fire Department

**Clearwater County**

Elk River Volunteer Fire Department  
Evergreen Rural Fire District  
Grangemont Rural Fire District  
Pierce Volunteer Fire Department  
Upper Fords Creek Rural Fire Department



**Custer County**

Sawtooth Valley Rural Fire Department  
South Custer Rural Fire District

**Elmore County**

King Hill Rural Fire District

**Fremont County**

Island Park Fire Protection District

**Gem County**

Emmett Fire Department  
Gem County Fire Protection District 2

**Gooding County**

Bliss Rural Fire District

**Idaho County**

Elk City Volunteer Fire Department  
Glenwood-Caribel Volunteer Fire Department  
Kooskia Fire Department  
Ridge Runner Fire Department  
Riggins Fire Department  
Salmon River Rural Fire Department  
Secesh Meadow Rural Fire Department  
White Bird Fire Department

**Jefferson County**

Central Fire District  
Hamer Fire Protection District  
Roberts Fire District  
West Jefferson Fire Control District

**Kootenai County**

Kootenai County Haz Mat Team  
Mica Kidd Island Fire Protection District  
Spirit Lake Fire Protection District  
Worley Fire Protection District

**Latah County**

Bovill Fire Protection District  
Genesee City Fire Department

**Lemhi County**

Elk Bend Fire Protection District  
Leadore Community Volunteer Fire Department  
Lemhi County Fire Protection District  
North Fork Fire Protection District  
Williams Lake Volunteer Fire Department

**Lincoln County**

Richfield Fire Protection District  
Shoshone City/Rural Fire District

**Nez Perce County**

Culdesac Volunteer Fire Department  
Lewiston Fire Department  
Nez Perce County Fire Department

**Owyhee County**

Homedale Fire Department  
Silver City Fire & Rescue

**Payette County**

Fruitland Fire Department  
Sand Hollow Fire Protection District

**Power County**

American Falls Fire Department  
American Falls Rural Fire Protection District

**Shoshone County**

Mullan Volunteer Fire Department  
Shoshone County Fire Protection District 2  
Shoshone County Fire Protection District 3

**Twin Falls County**

Buhl Fire Department  
Filer Fire Department  
Salmon Tract Rural Fire Protection District

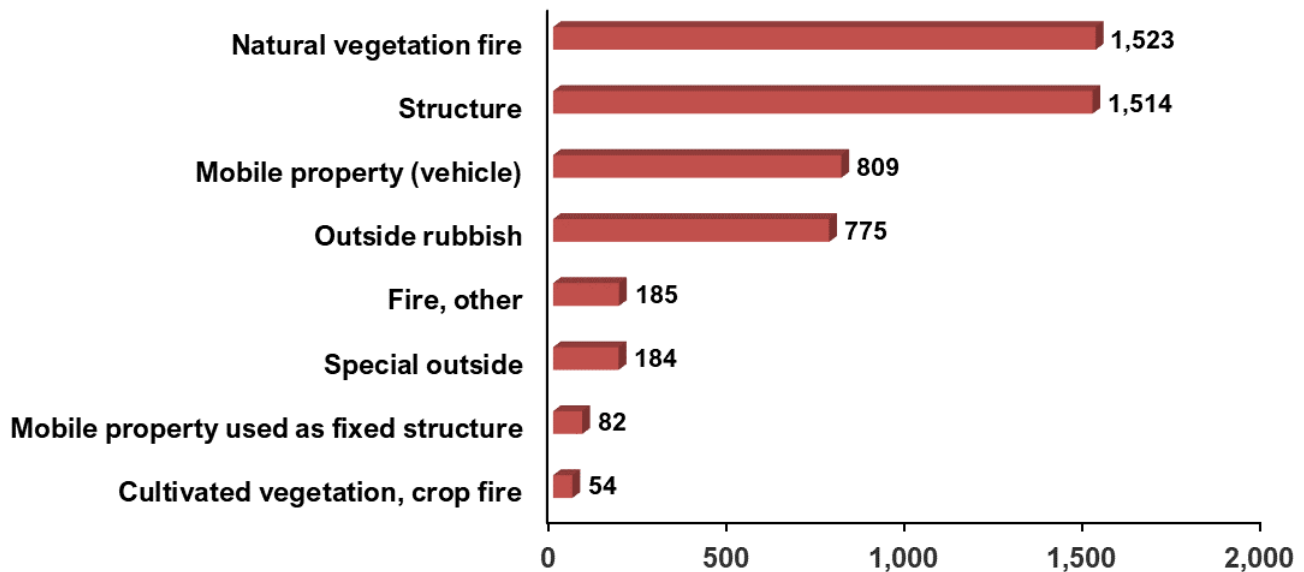
**Valley County**

High Valley Fire Protection Association  
Silver Creek Volunteer Fire District  
South Idaho Timber Protective Association

**Washington County**

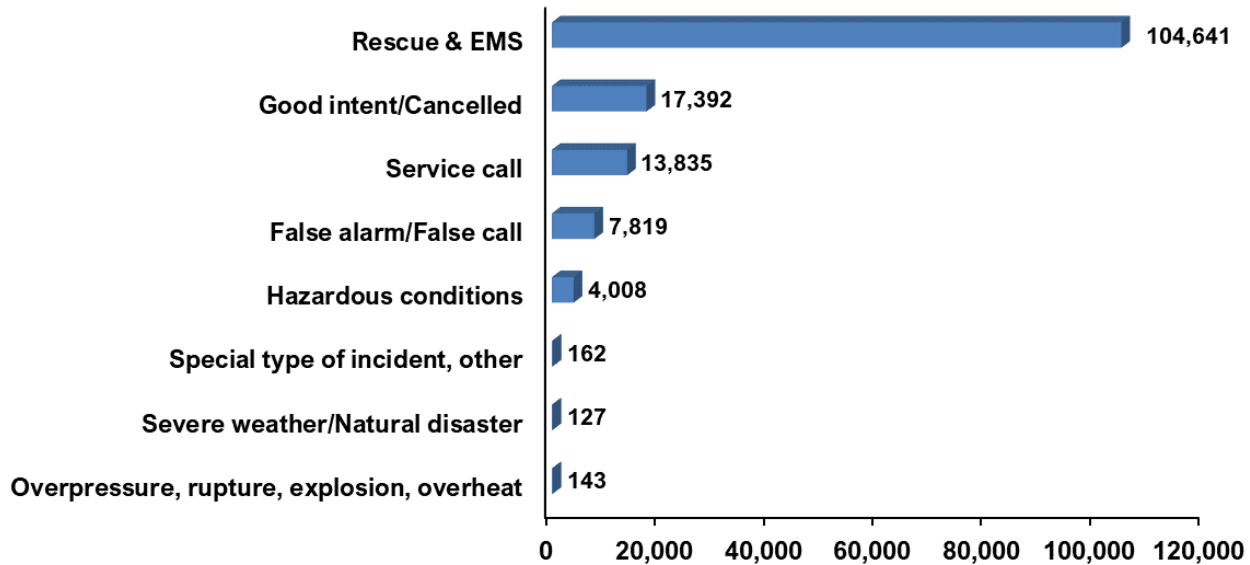
Midvale Fire Protection District

# INCIDENT SUMMARY OF FIRE RESPONSES



NFIRS Reference	Fire Responses	Dollar Loss
111-118	Structure	\$92,787,563
120-123	Mobile property used as fixed structure	\$1,440,405
130-138	Mobile property (vehicle)	\$8,208,597
140-143	Natural vegetation	\$10,972,792
150-155	Outside rubbish	\$378,183
160-163	Special outside	\$1,098,474
170-173	Cultivated vegetation, crop	\$22,994,830
100	Fire, other	\$1,030,250
Total		\$132,254,397

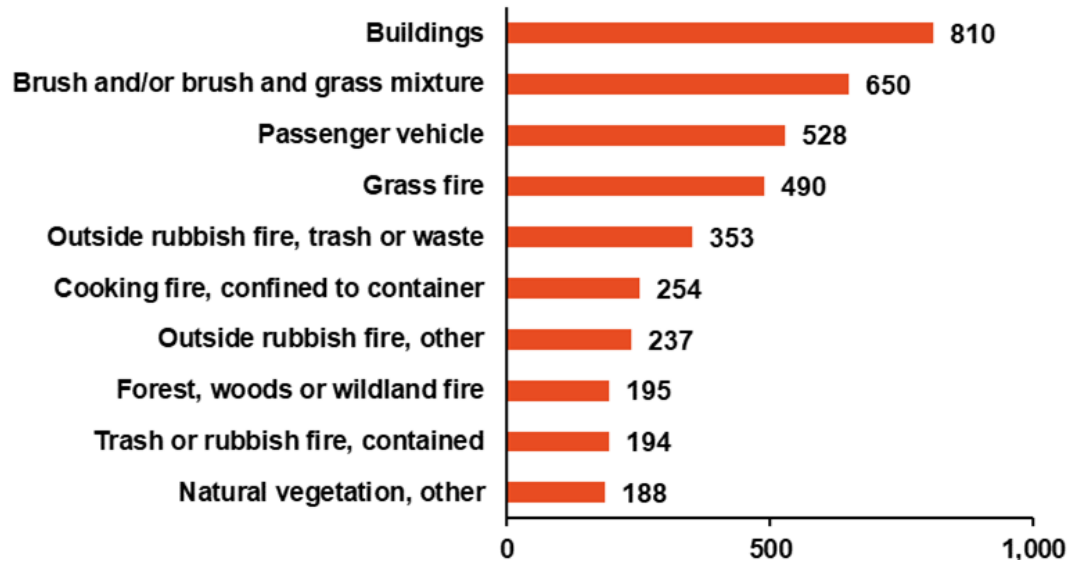
# INCIDENT SUMMARY OF NON-FIRE RESPONSES



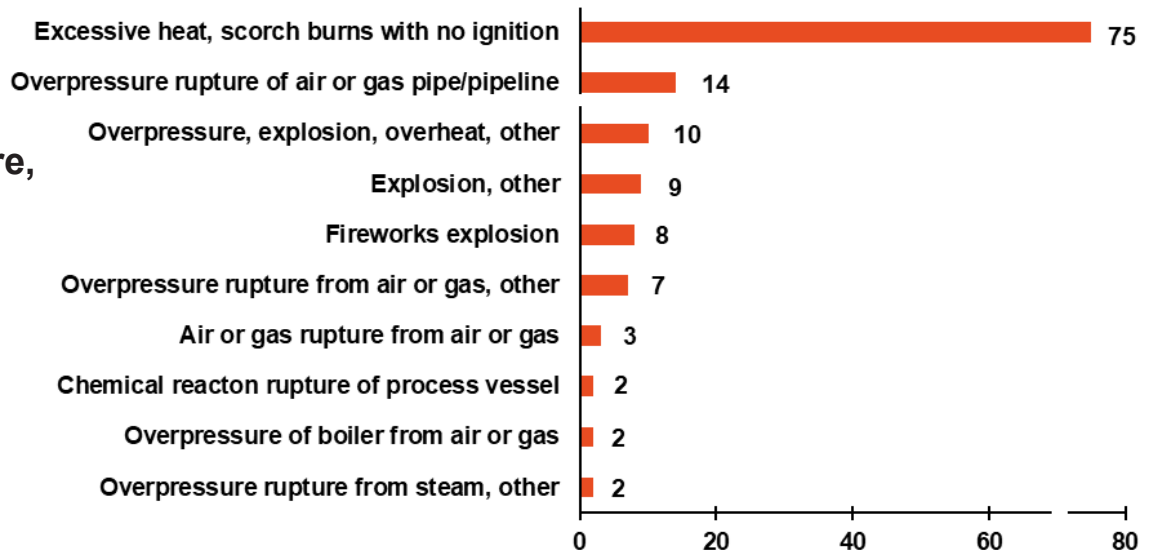
NFIRS Reference	Response Type	Dollar Loss
200	Overpressure, rupture, explosion, overheat	\$1,573
300	Rescue & EMS	\$13,769,780
400	Hazardous conditions	\$568,688
500	Service call	\$515,656
600	Good Intent/Cancelled	\$35,320
700	False alarm/False call	\$39,000
800	Severe weather/Natural disaster	\$60,500
900	Special type of incident, other	\$0
Total		\$4,990,104

# TOP 10 INCIDENT TYPES BY CATEGORIES

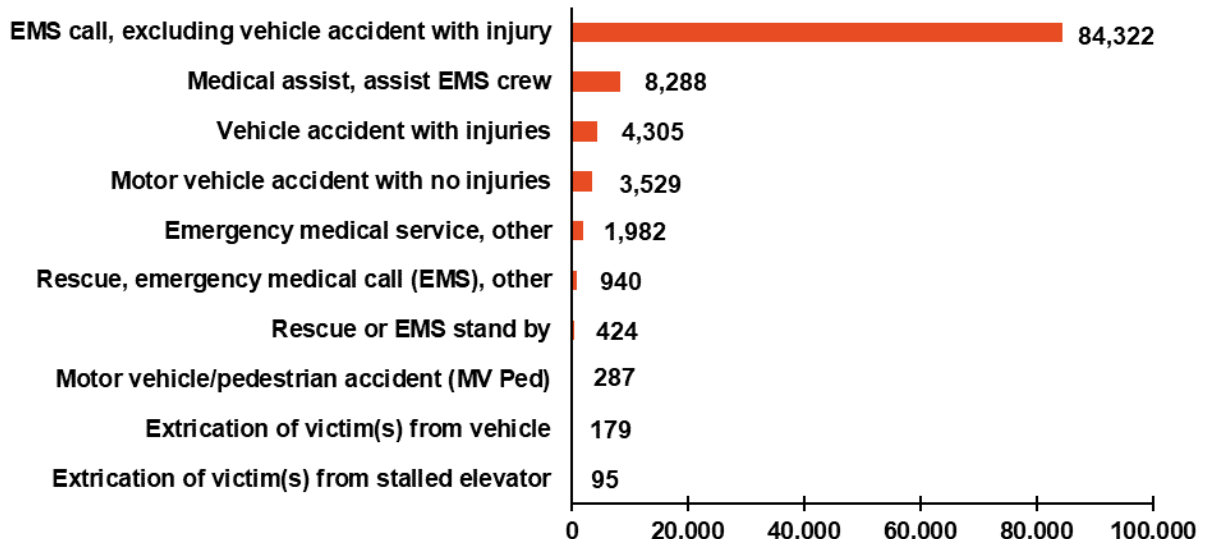
## Fire



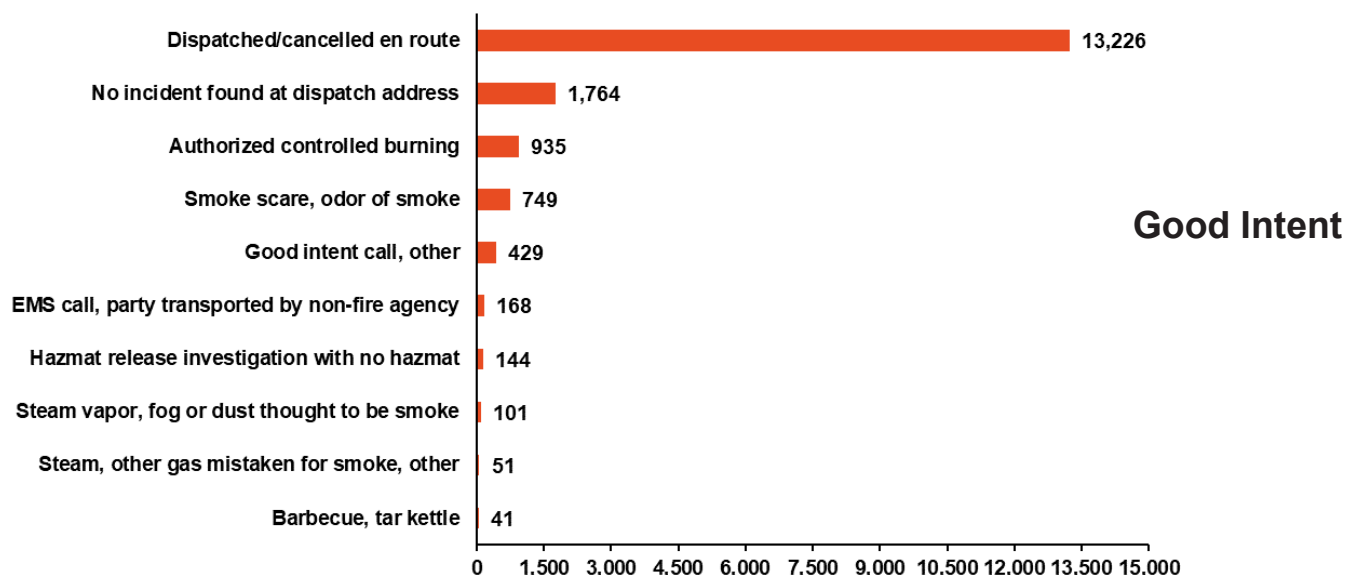
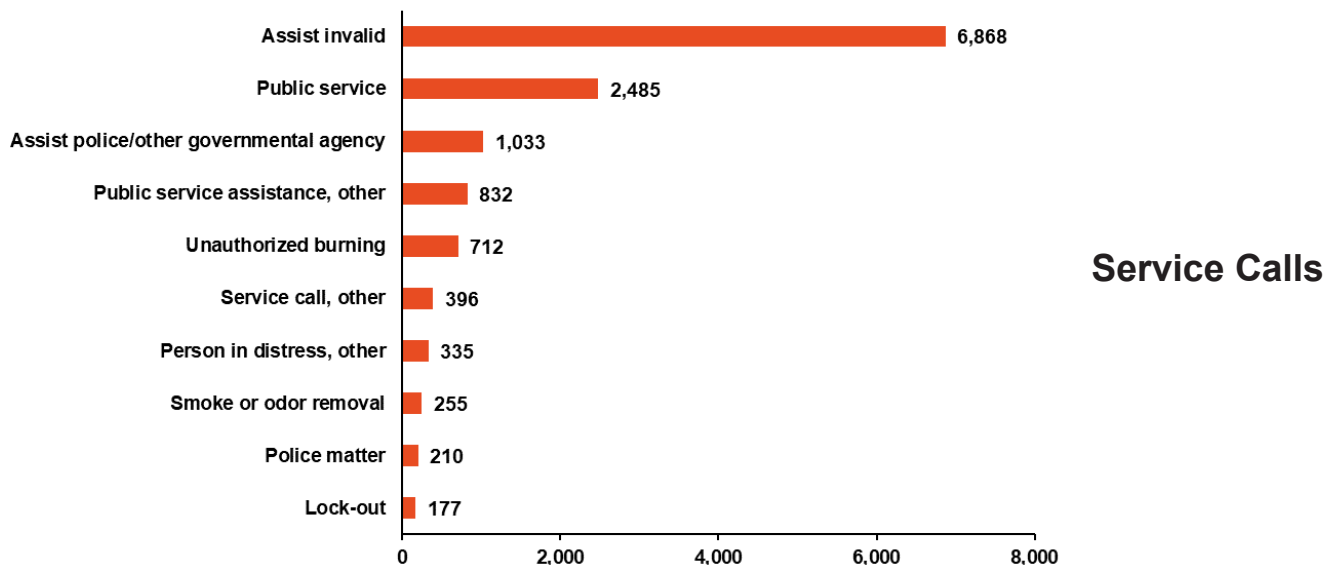
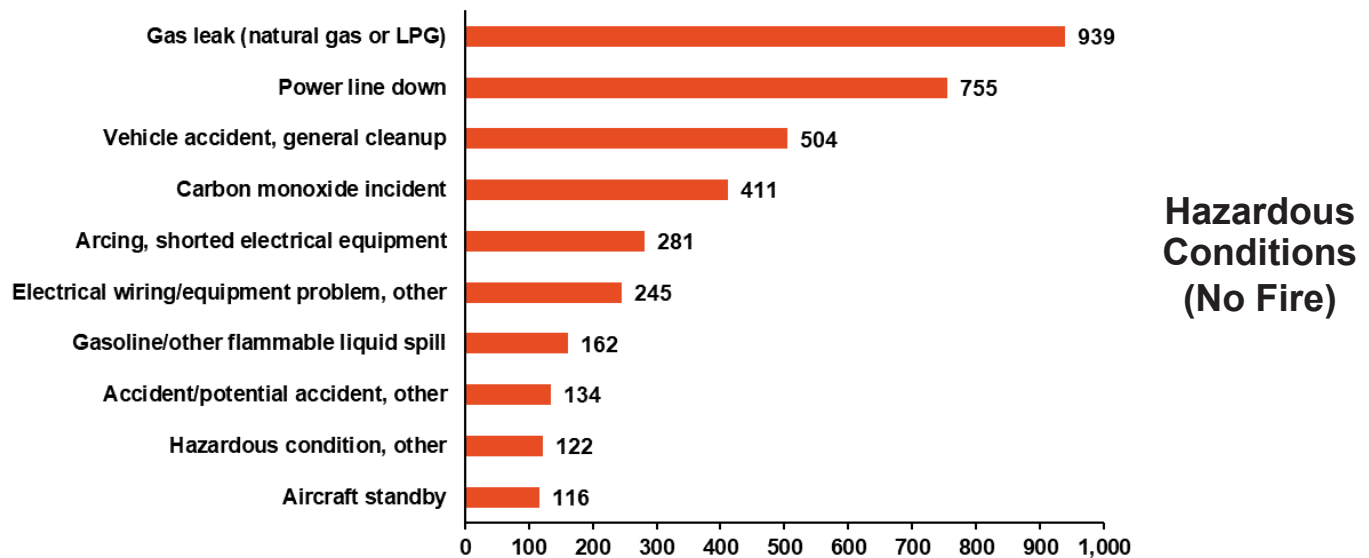
## Overpressure, Explosion, Overheat (No Fire)



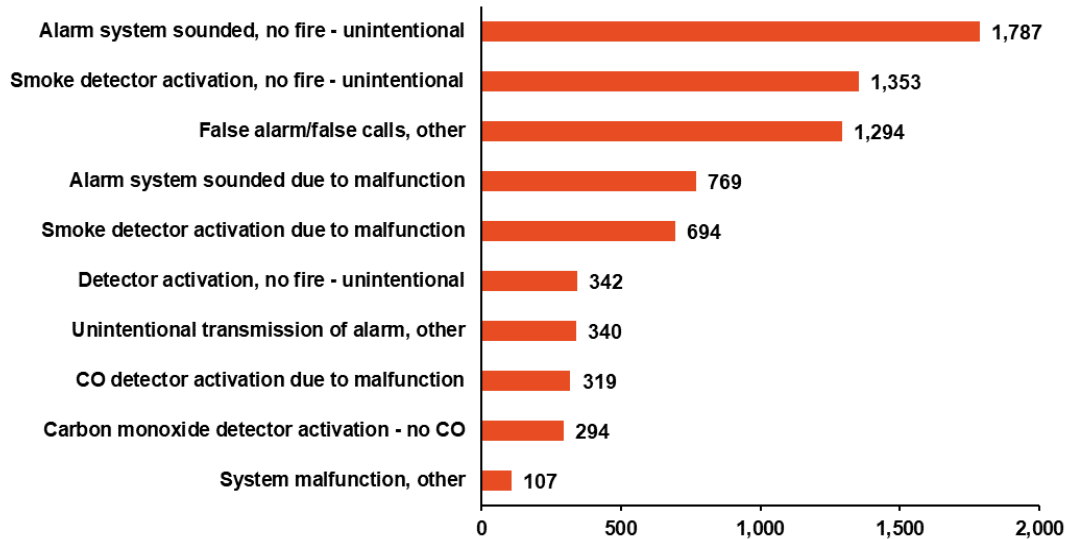
## Rescue & EMS



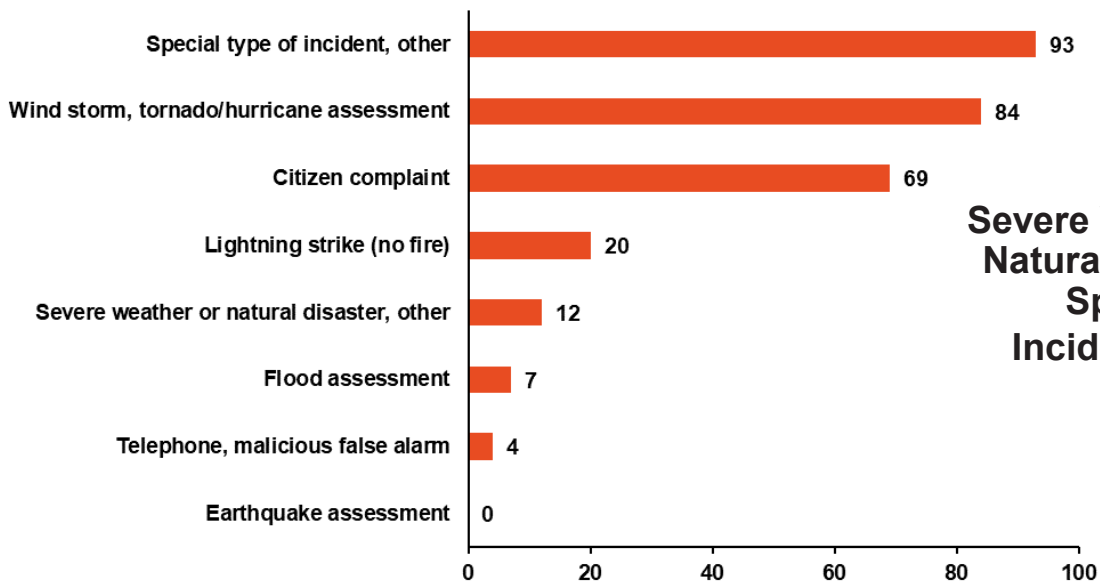
# TOP 10 INCIDENT TYPES BY CATEGORIES



# TOP 10 INCIDENT TYPES BY CATEGORIES



## False Alarm/ Calls



## Severe Weather or Natural Disaster/ Special Incident Type

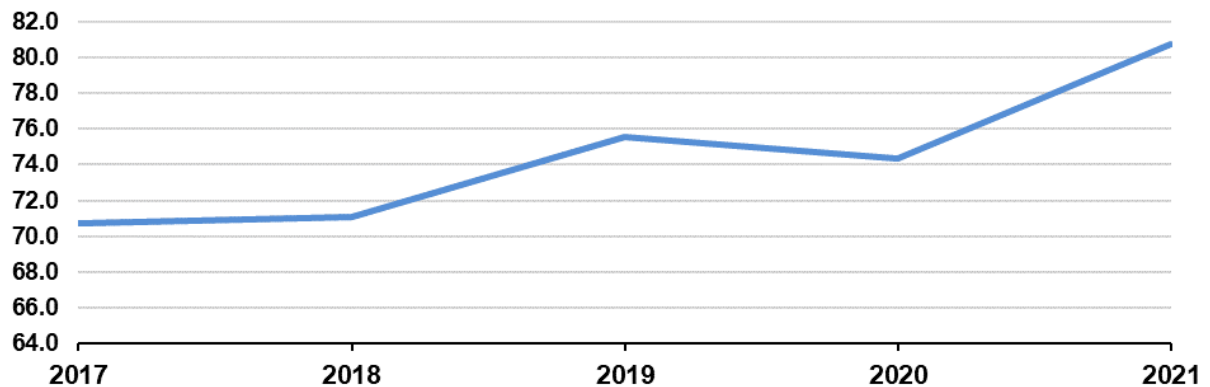
# 2021 AND 2020 POPULATIONS AND INCIDENTS COMPARISON

(Population source: U.S. Census Bureau)

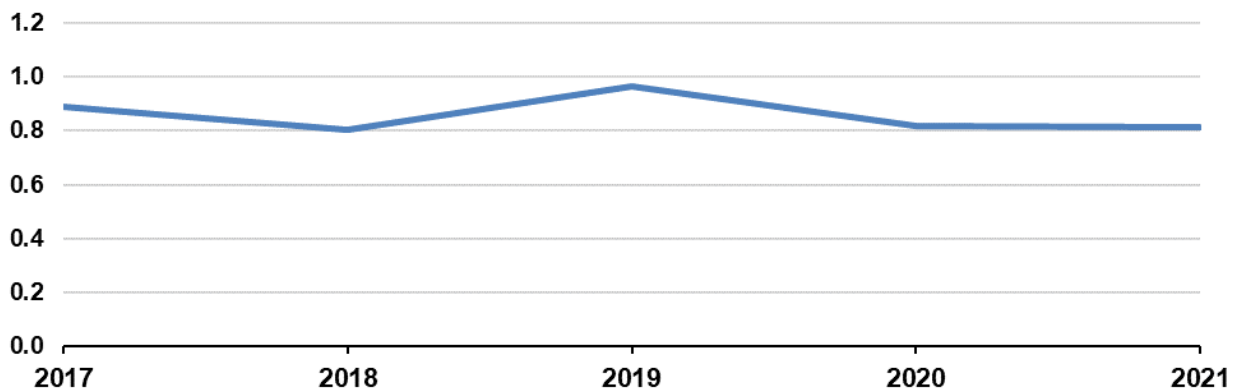
County	2021 Population	2020 Population	Difference	Total 2021 Incidents Reported	Total 2020 Incidents Reported	Difference	Total 2021 Fire Incidents Reported	Total 2020 Fire Incidents Reported	Difference
Ada	511,931	497,984	↑ 13,947	35,167	31,905	↑ 3,262	788	579	↑ 209
Adams	4,625	4,424	↑ 201	98	48	↑ 50	18	16	↑ 2
Bannock	88,263	87,177	↑ 1,086	10,594	9,335	↑ 1,259	172	201	↓ -29
Bear Lake	6,545	6,370	↑ 175	49	50	↓ -1	16	13	↑ 3
Benewah	9,931	9,576	↑ 355	761	655	↑ 106	54	74	↓ -20
Bingham	48,876	48,068	↑ 808	3,239	1,971	↑ 1,268	208	247	↓ -39
Blaine	24,766	24,327	↑ 439	2,766	2,598	↑ 168	69	122	↓ -53
Boise	8,094	7,647	↑ 447	664	612	↑ 52	43	64	↓ -21
Bonner	49,491	47,390	↑ 2,101	3,952	3,753	↑ 199	208	187	↑ 21
Bonneville	127,930	124,626	↑ 3,304	17,459	15,400	↑ 2,059	312	265	↑ 47
Boundary	12,561	12,113	↑ 448	532	458	↑ 74	42	30	↑ 12
Butte	2,654	2,577	↑ 77	29	38	↓ -9	12	18	↓ -6
Camas	1,139	1,089	↑ 50	1	-	↑ 1	1	-	↑ 1
Canyon	243,115	232,714	↑ 10,401	20,034	16,461	↑ 3,573	602	539	↑ 63
Caribou	7,111	7,015	↑ 96	69	51	↑ 18	44	35	↑ 9
Cassia	25,164	24,699	↑ 465	1,216	1,135	↑ 81	101	142	↓ -41
Clark	792	792	0	-	-	0	-	-	0
Clearwater	8,895	8,750	↑ 145	166	189	↓ -23	40	42	↓ -2
Custer	4,428	4,266	↑ 162	62	88	↓ -26	17	39	↓ -22
Elmore	28,827	28,668	↑ 159	303	276	↑ 27	91	104	↓ -13
Franklin	14,666	14,269	↑ 397	160	163	↓ -3	36	43	↓ -7
Fremont	13,592	13,404	↑ 188	166	120	↑ 46	63	41	↑ 22
Gem	19,792	19,258	↑ 534	464	380	↑ 84	144	93	↑ 51
Gooding	15,772	15,643	↑ 129	867	788	↑ 79	104	130	↓ -26
Idaho	17,040	16,561	↑ 479	143	141	↑ 2	76	80	↓ -4
Jefferson	32,202	31,055	↑ 1,147	230	195	↑ 35	81	64	↑ 17
Jerome	24,662	24,222	↑ 440	1,906	1,691	↑ 215	145	144	↑ 1
Kootenai	179,789	172,646	↑ 7,143	24,242	22,116	↑ 2,126	382	333	↑ 49
Latah	40,313	39,611	↑ 702	2,994	2,435	↑ 559	140	107	↑ 33
Lemhi	8,162	7,948	↑ 214	-	-	0	-	-	0
Lewis	3,715	3,531	↑ 184	146	50	↑ 96	34	26	↑ 8
Lincoln	5,282	5,133	↑ 149	45	61	↓ -16	13	24	↓ -11
Madison	53,881	52,876	↑ 1,005	691	731	↓ -40	90	98	↓ -8
Minidoka	21,955	21,674	↑ 281	1,545	1,265	↑ 280	59	96	↓ -37
Nez Perce	42,454	42,088	↑ 366	7,582	7,287	↑ 295	109	138	↓ -29
Oneida	4,611	4,554	↑ 57	39	33	↑ 6	26	25	↑ 1
Owyhee	12,336	11,978	↑ 358	238	230	↑ 8	99	99	0
Payette	26,350	25,589	↑ 761	1,897	1,402	↑ 495	90	65	↑ 25
Power	7,950	7,879	↑ 71	44	93	↓ -49	23	45	↓ -22
Shoshone	13,612	13,189	↑ 423	2,472	1,560	↑ 912	115	94	↑ 21
Teton	12,267	11,731	↑ 536	661	632	↑ 29	45	29	↑ 16
Twin Falls	92,243	90,279	↑ 1,964	8,001	9,110	↓ -1,109	213	362	↓ -149
Valley	12,241	11,838	↑ 403	1,614	1,585	↑ 29	53	99	↓ -46
Washington	10,898	10,544	↑ 354	214	231	↓ -17	51	80	↓ -29
<b>TOTALS</b>	<b>1,900,923</b>	<b>1,847,772</b>	<b>↑ 53,151</b>	<b>153,522</b>	<b>137,322</b>	<b>↑ 16,200</b>	<b>5,029</b>	<b>5,032</b>	<b>↓ -3</b>

# FIVE-YEAR TRENDS

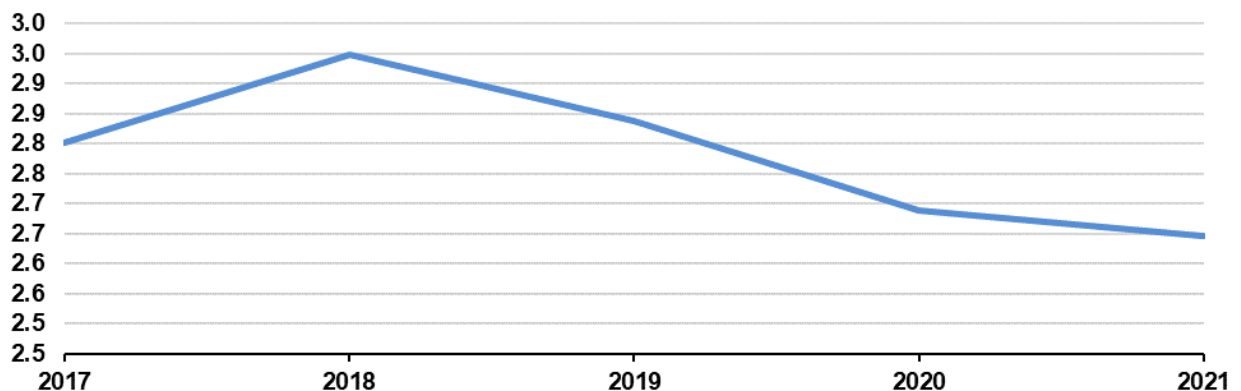
## Incidents per 1,000 Population



## Structure Fire Incidents per 1,000 Population



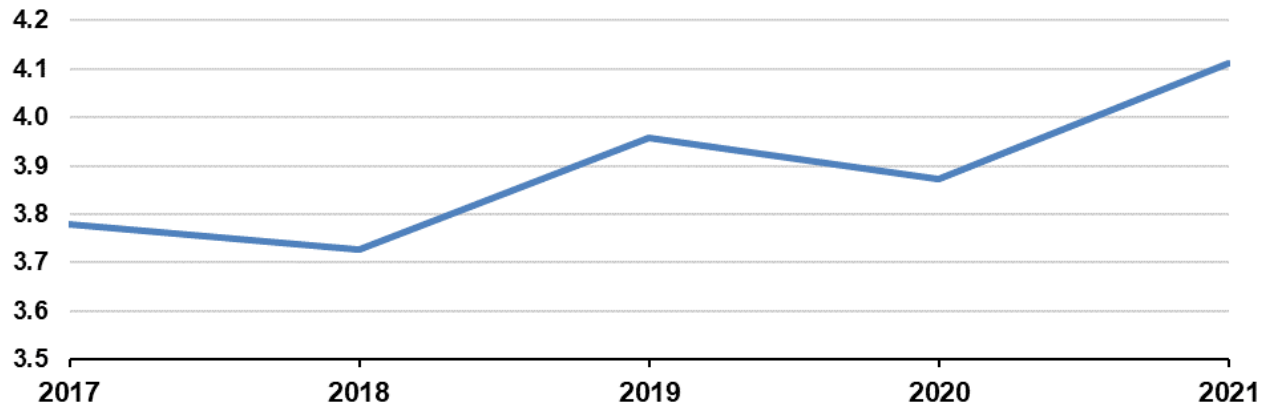
## Fire Incidents per 1,000 Population



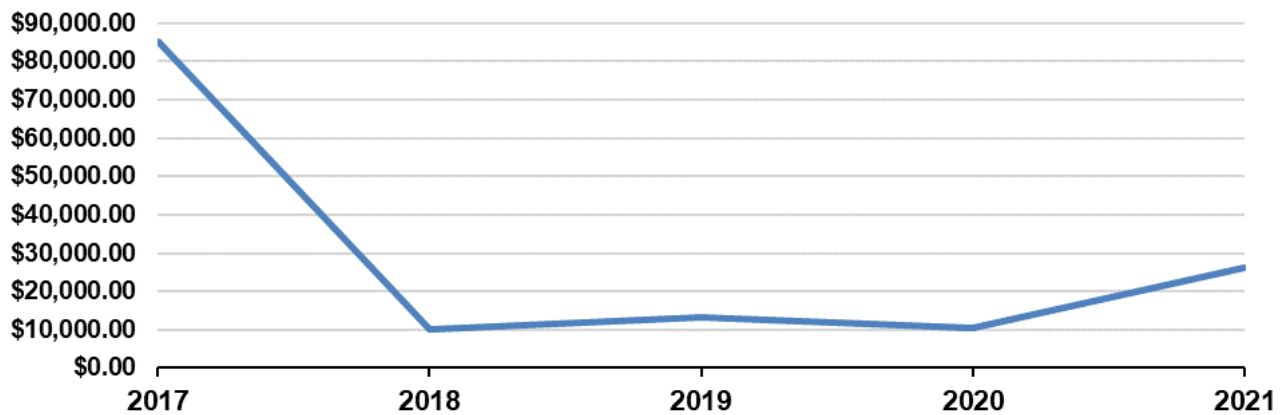


# FIVE-YEAR TRENDS

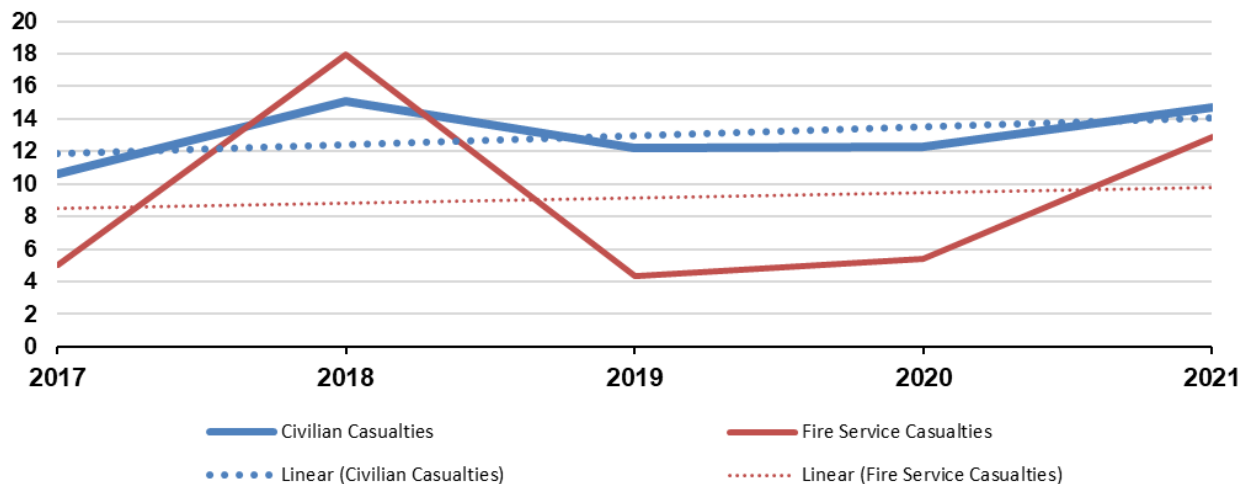
## False Call Incidents per 1,000 Population



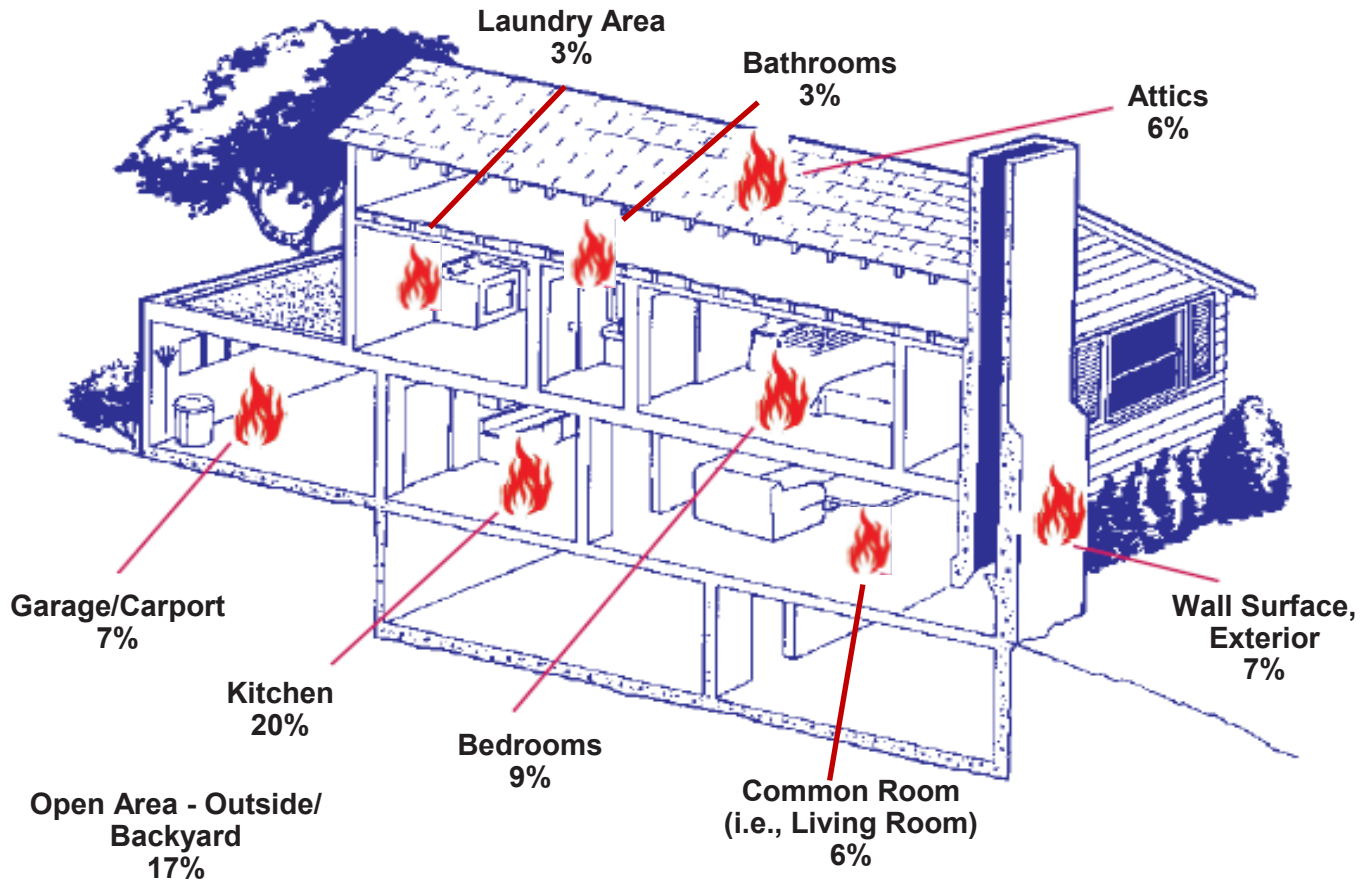
## Average Dollar Loss per Fire Incident



## Civilian and Fire Service Casualties per 1,000 Fire Incidents



# MOST FREQUENT RESIDENTIAL STRUCTURE FIRES



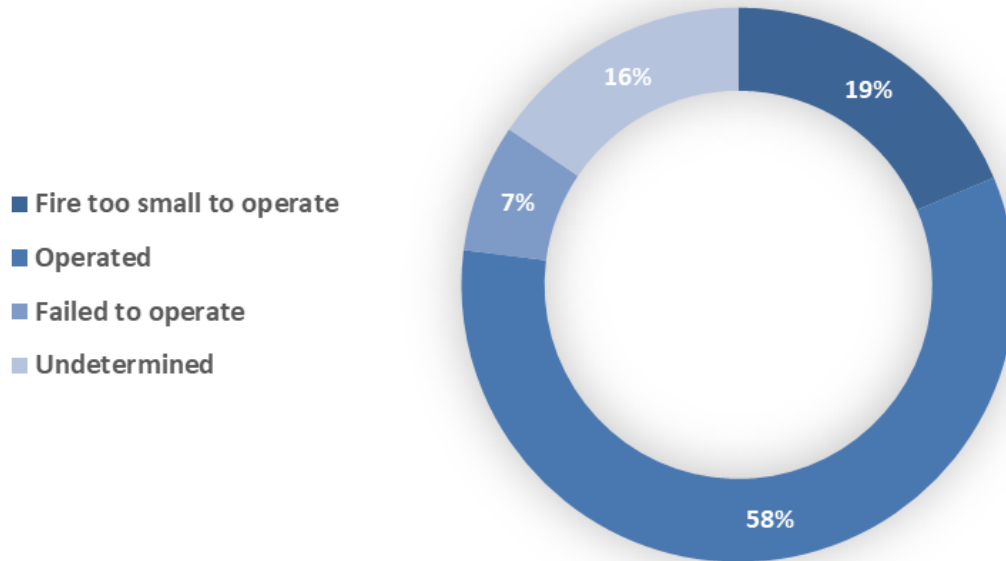
Area of Origin	Incident Count	Dollar Loss
Attics	38	\$2,124,337
Bathrooms	23	\$662,225
Bedrooms	64	\$2,894,252
Common Room, Den, Family Room	41	\$4,149,600
Courtyard, Patio, Terrace	53	\$2,004,200
Exterior Balcony, Unenclosed Porch	72	\$2,777,911
Garage/Carport	49	\$4,447,300
Kitchen	138	\$2,031,120
Laundry Area	18	\$723,602
Open Area—Outside/Backyard	117	\$846,810
Wall Assembly	16	\$313,750
Wall Surface—Exterior	45	\$4,031,850
<b>Total</b>	<b>674</b>	<b>\$27,006,957</b>

# STRUCTURE FIRES BY PROPERTY TYPE

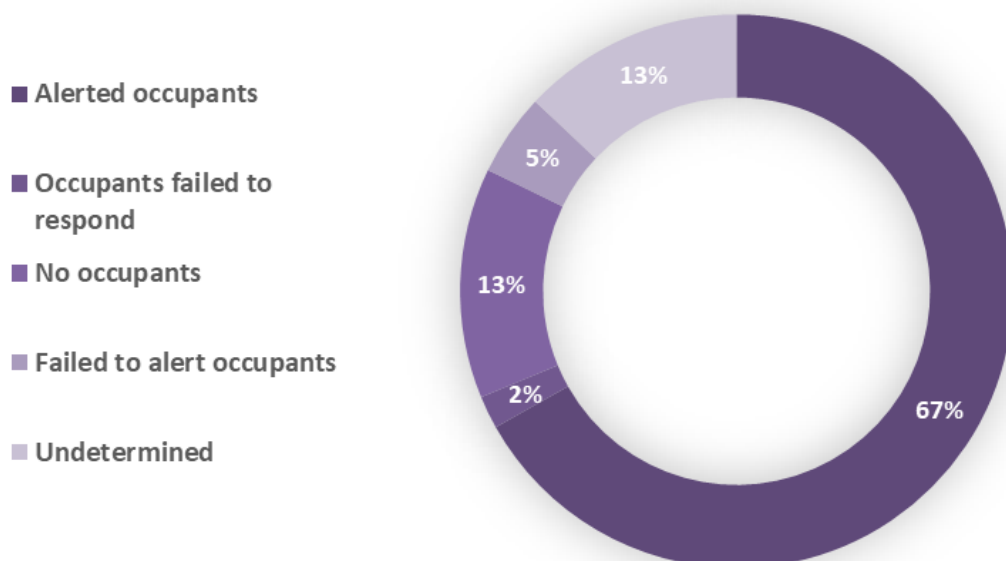
	Type	Incident Count	Dollar Loss
Assembly	Church, stadium, clubs, convention center, restaurant, museum	97	\$571,063
Educational	Schools and daycare in commercial property	26	\$247,050
Health Care/ Detention/ Correction	Nursing homes, mental health facilities, hospitals, police stations, jails/prisons	19	\$9,420
Residential	1 or 2 family dwelling, apartment, hotel/motel, dormitory	1,755	\$60,868,160
Mercantile/ Business	Retail and grocery stores, gas stations, barber shops, dry cleaners, banks, repair shops	141	\$5,343,330
Utility/Defense/ Agriculture	Crops, livestock production, forest/woodland, sanitation utility	228	\$5,494,023
Manufacturing	Processing	61	\$21,407,752
Storage	Outbuildings, shed, livestock storage, parking garage, warehouse, self storage units	220	\$7,469,908
Outside/Special Property	Open land, landfill, construction site, roads, parking lot	2,466	\$29,473,150
<b>Total</b>		<b>5,013</b>	<b>\$130,883,856</b>

# SMOKE DETECTORS

## Detector Operation



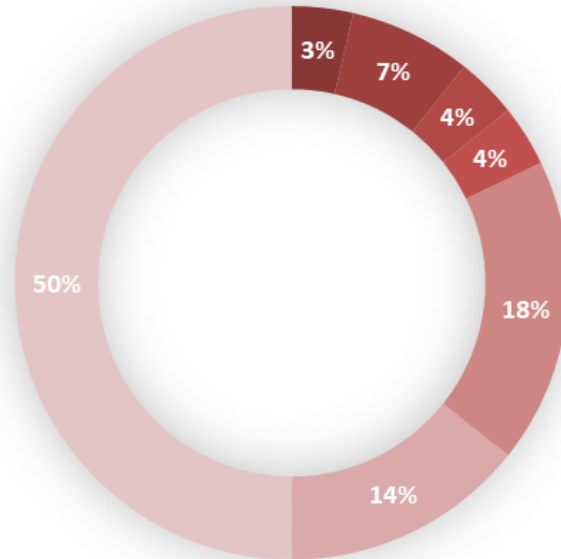
## Detector Effectiveness



# SMOKE DETECTORS

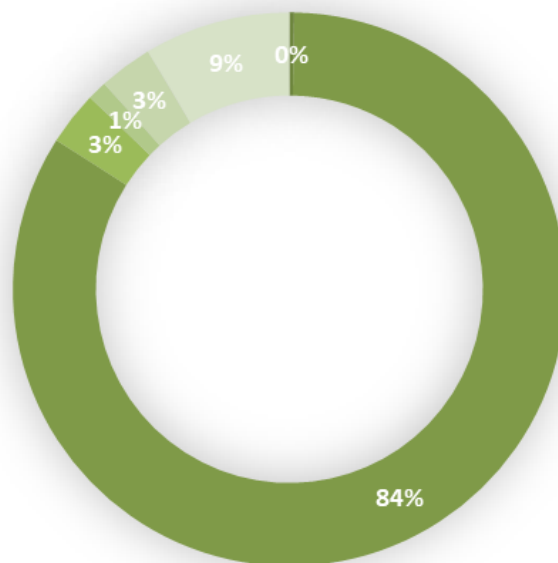
## Detector Failure

- Other
- Improper installation or placement
- Defective
- Lack of cleaning
- Battery missing or disconnected
- Battery discharged or dead
- Undetermined

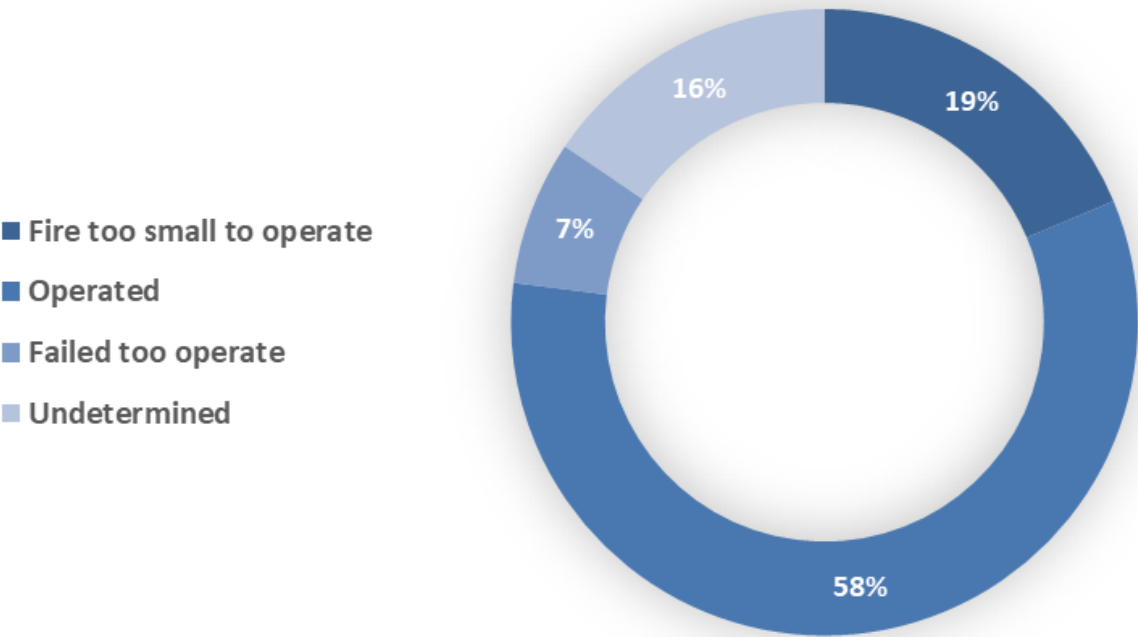


## Detector Type

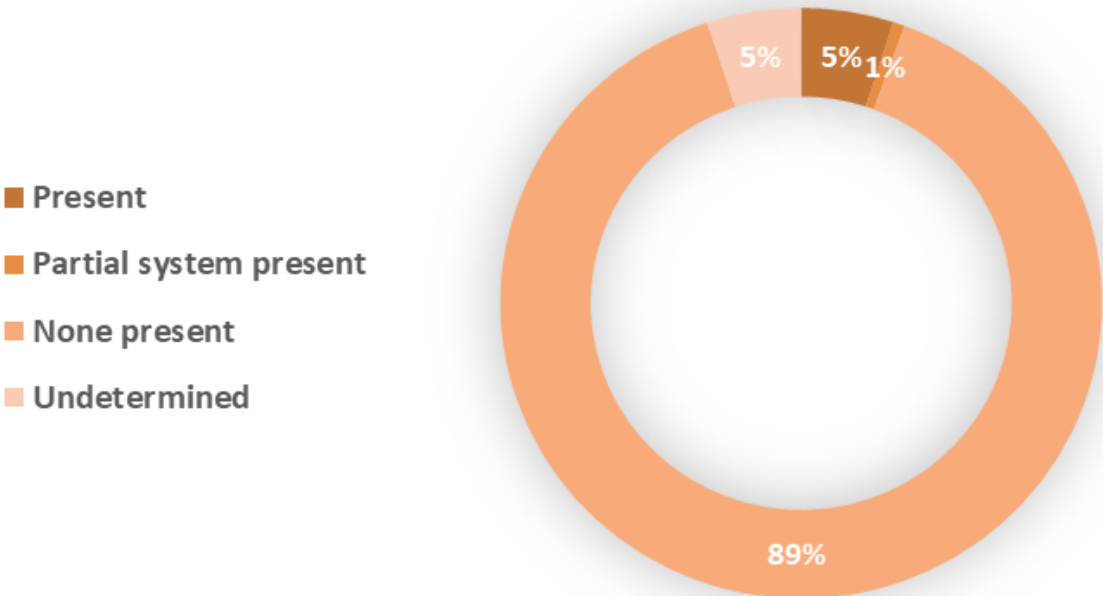
- Other
- Smoke
- Heat (None)
- Combination heat/smoke
- Sprinkler, water flow detection
- More than 1 type
- Undetermined



AES Operation

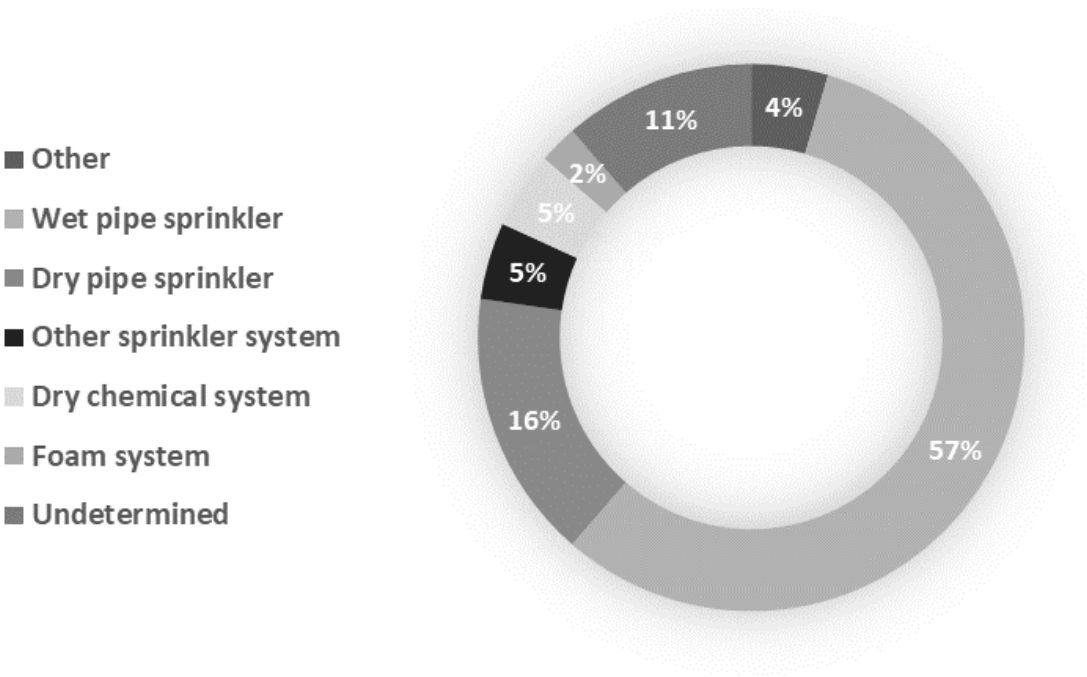


AES Presence

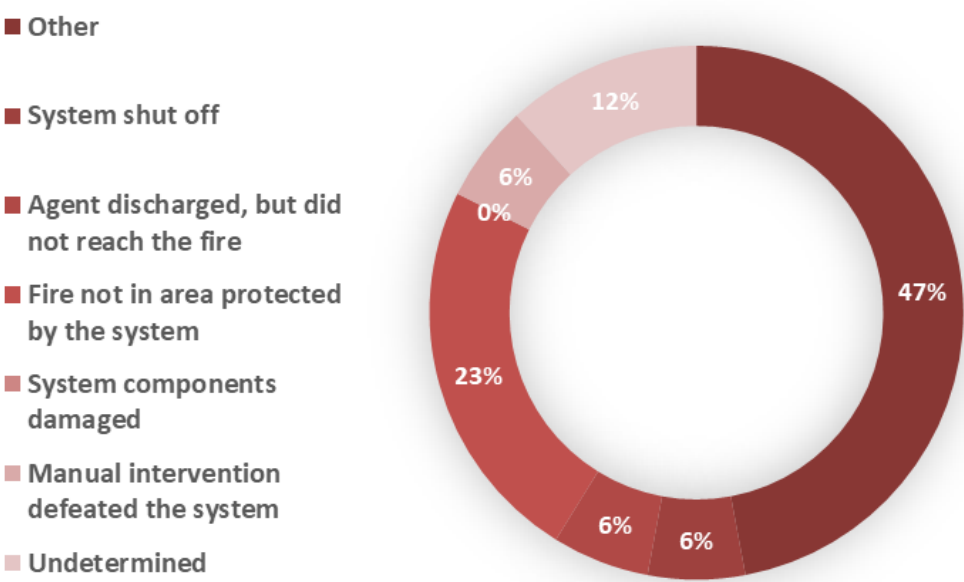


# AUTOMATIC EXTINGUISHING SYSTEMS (AES)

AES Type

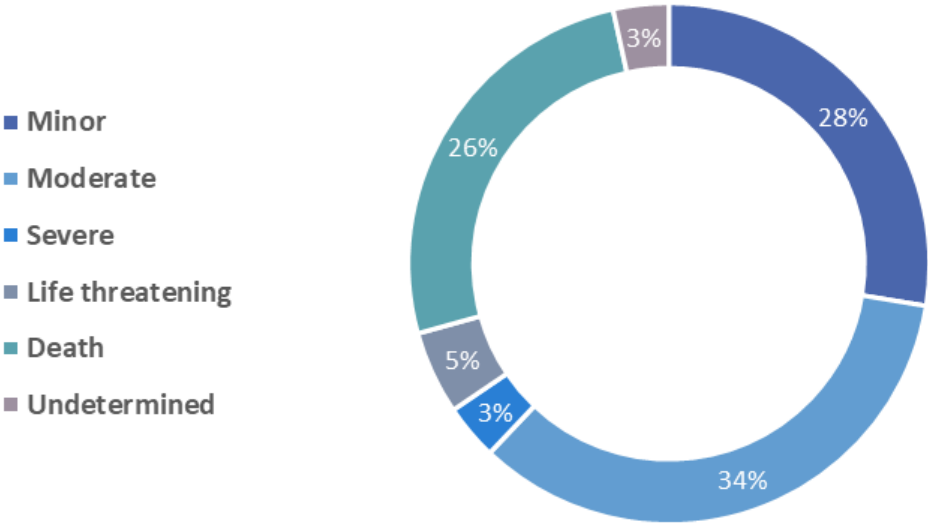


AES Failure



# CASUALTIES

## Civilian Severity



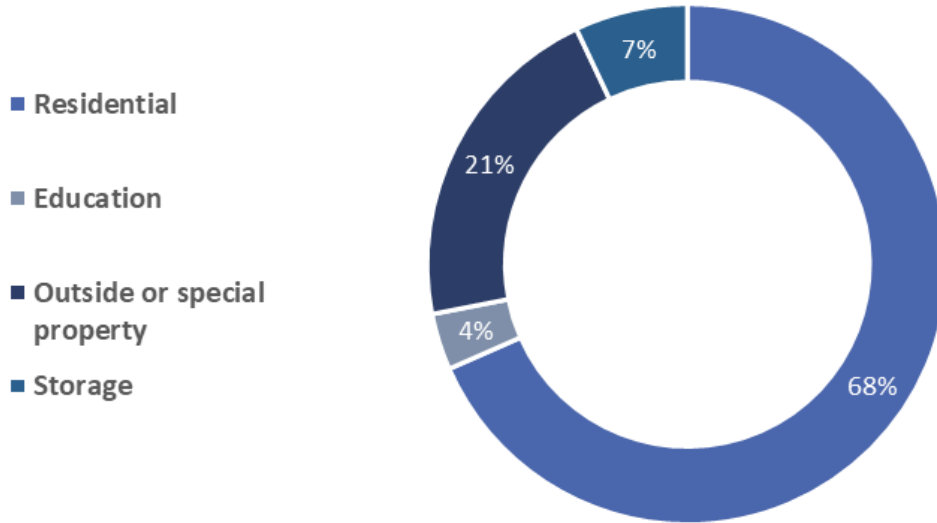
## Civilian Cause of Injury



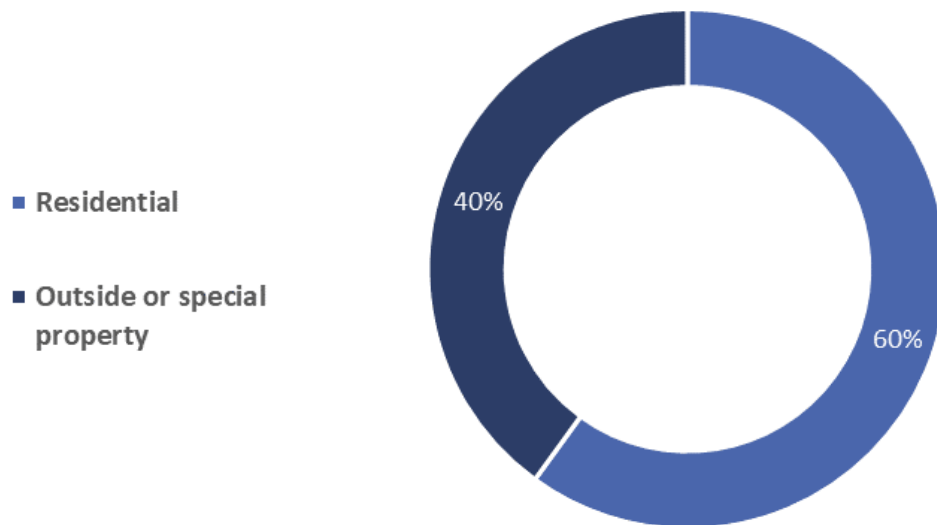


# CASUALTIES

## Civilian Fire Injuries

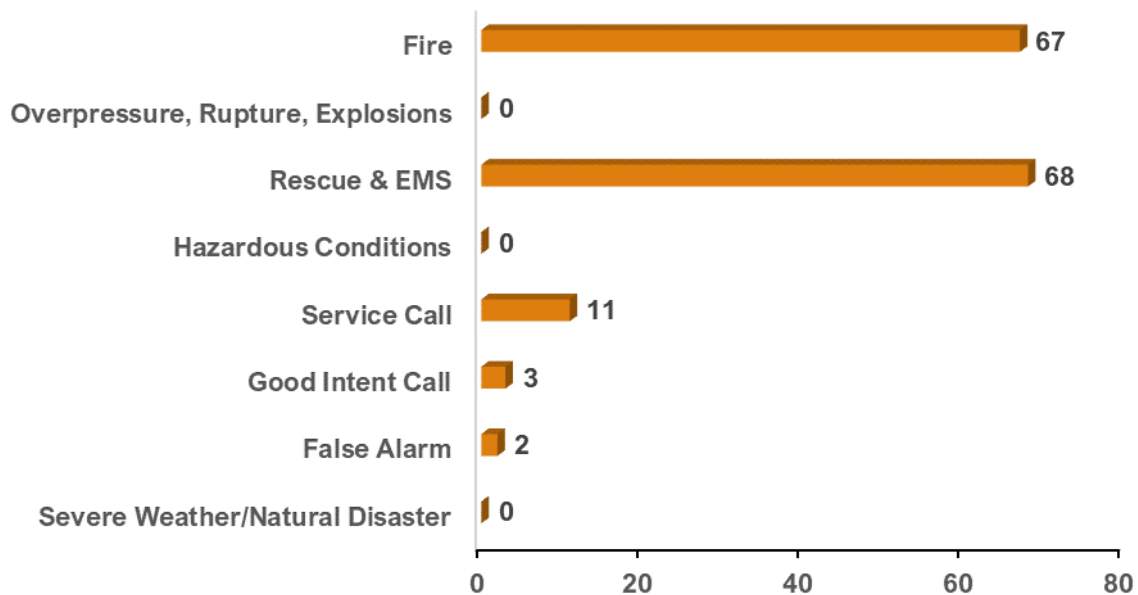


## Civilian Fire Fatalities

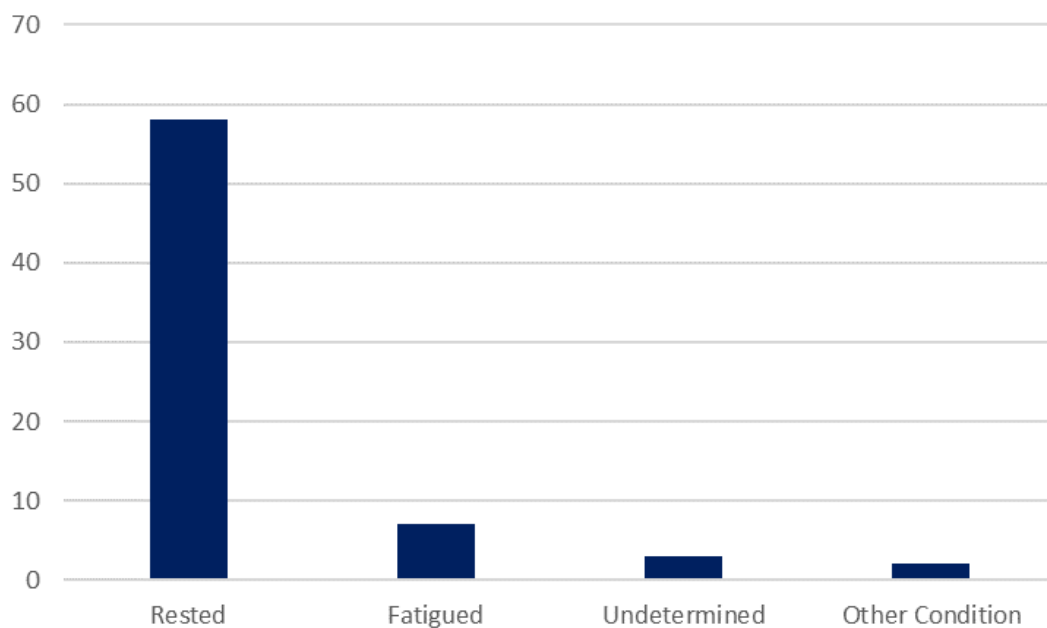


# CASUALTIES

## Fire Service Injury by Incident Type

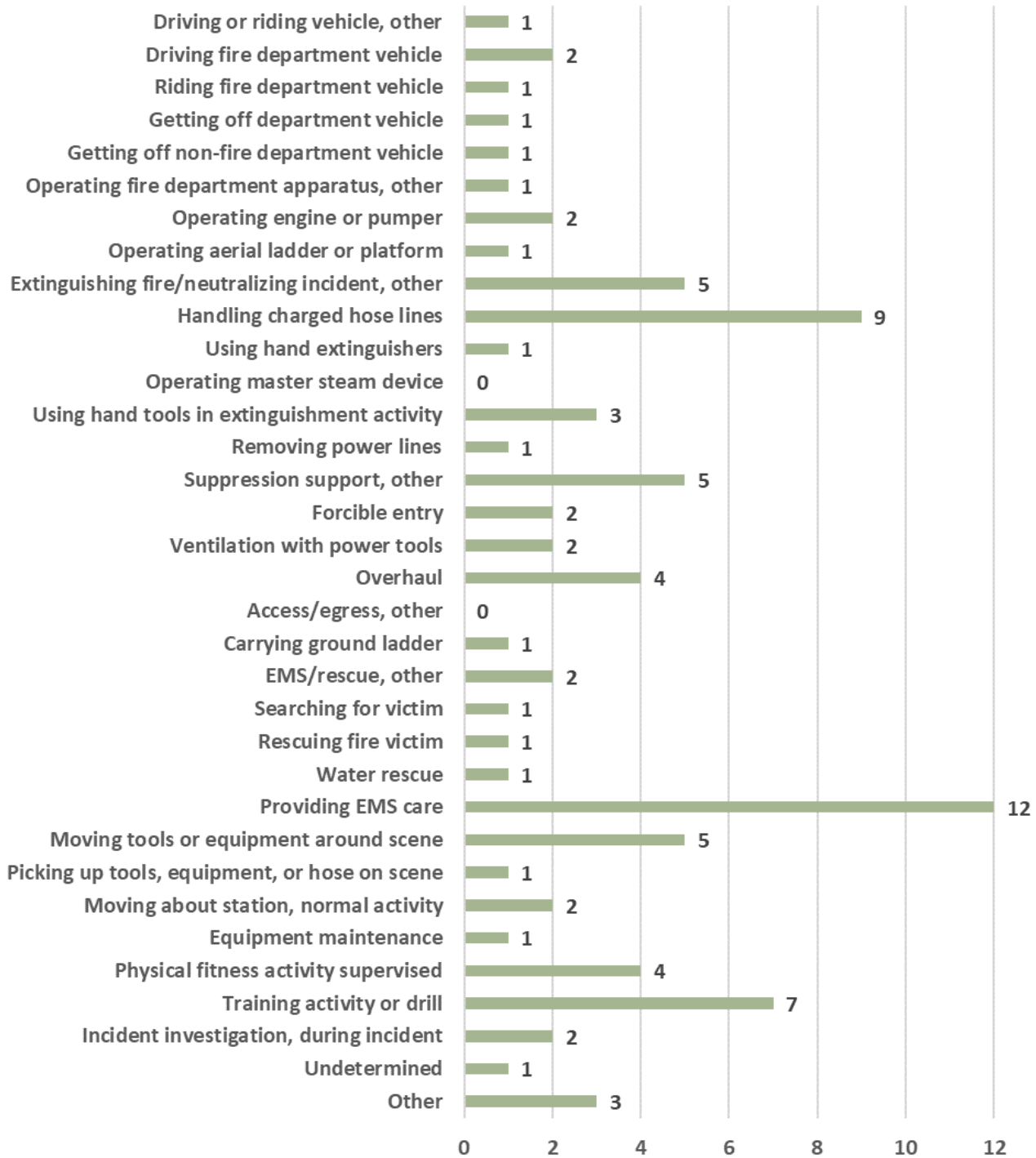


## Fire Service Physical Condition Prior to Injury



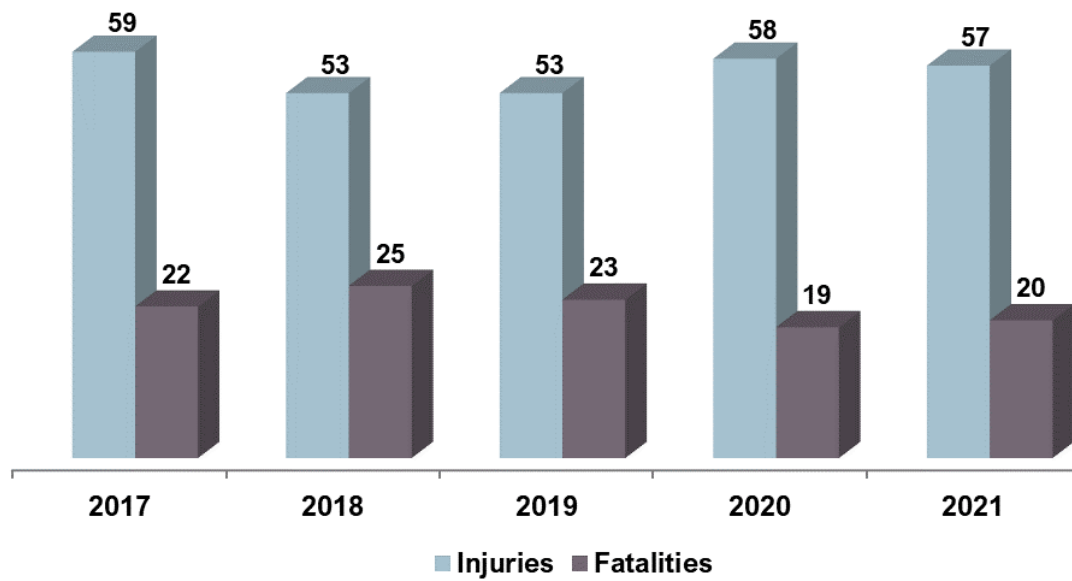
# CASUALTIES

## Fire Service Activity at Time of Injury

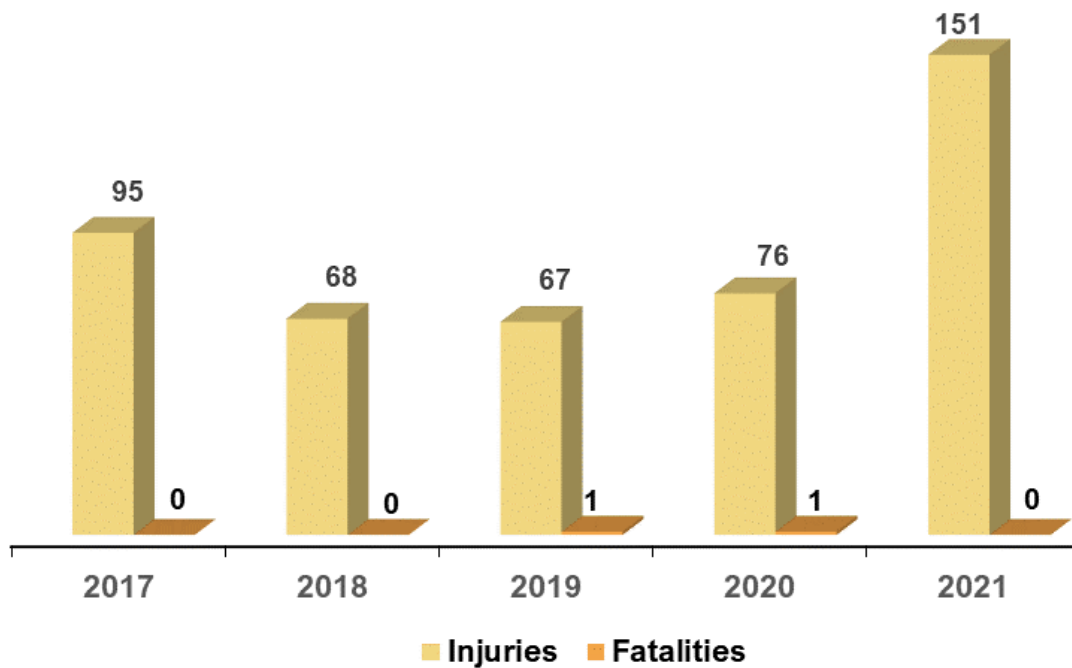


# CASUALTIES FOR THE LAST FIVE YEARS

## Civilian



## Fire Service



# FIRE DEPARTMENT PERSONNEL AND FUNDING

FDID	FIRE DEPARTMENT	COUNTY	POPULATION PROTECTED	CAREER FIREFIGHTERS	VOLUNTEERS	MAIN FUNDING RESOURCE
01100	Boise Fire Department	Ada	270,638	246	0	Tax
01344	Eagle Fire Department	Ada	34,000	42	20	Tax
01248	IDOC Fire Department	Ada	6,000	0	20	Tax
01246	Kuna Rural Fire District	Ada	23,323	12	8	Tax
01313	Meridian Fire Department	Ada	108,372	77	0	Tax
01342	Star Fire Protection District	Ada	10,924	16	0	Tax
03338	Bear Fire District	Adams	37	0	12	Grants
03320	Council Valley Volunteer Fire Department	Adams	1,681	0	15	Tax
03334	Indian Valley Rural Fire Department	Adams	355	0	23	Tax
03340	Meadows Valley Fire Protection District	Adams	1,418	0	12	Tax
05322	Arimo Fire Department	Bannock	748	0	15	Tax
05207	Chubbuck Fire Department	Bannock	15,000	10	20	Tax
05326	Downey Fire District	Bannock	1,220	0	0	Tax
05328	Inkom Fire Department	Bannock	887	0	18	Tax
05329	Lava Hot Springs Volunteer Fire Department	Bannock	888	0	18	Tax
05340	McCammon Fire Department	Bannock	1,429	0	10	Tax
05323	North Bannock Fire District	Bannock	6,663	1	17	Tax
05101	Pocatello Fire Department	Bannock	55,193	83	0	Tax
05331	Pocatello Valley Fire Protection District	Bannock	2,373	0	0	Tax
07333	Bear Lake County Fire District	Bear Lake	3,332	0	0	Tax
07301	Montpelier Fire Department	Bear Lake	2,526	0	21	Tax
09320	Emida Fire Protection District	Benewah	235	0	12	Tax
09330	Fernwood Fire Protection District	Benewah	570	0	15	Tax
09302	Gateway Fire Protection District	Benewah	1,689	1	12	Tax
09366	St. Maries Fire Protection District	Benewah	5,123	2	35	Tax
09335	Tensed Rural Fire District	Benewah	570	0	16	Tax
11303	Aberdeen/Springfield Fire District	Bingham	4,196	0	25	Tax
11360	Atomic City Fire Department	Bingham	26	0	11	Tax
11101	Blackfoot Fire Department	Bingham	18,999	29	10	Tax
11357	Firth Rural Fire District	Bingham	2,536	0	20	Tax
11334	Fort Hall Fire & EMS District	Bingham	6,500	20	4	Tribal Funds
11355	Shelley Rural Fire District	Bingham	10,000	0	20	Tax
13302	Bellevue Fire Department	Blaine	2,326	0	17	Tax
13354	Carey Rural Fire Protection District	Blaine	1,357	0	14	Tax
13301	Hailey Fire Department	Blaine	8,282	1	29	Tax
13203	Ketchum Fire Department	Blaine	4,592	11	43	Tax
13308	Smiley Creek Rural Fire Protection District	Blaine	13	0	14	Tax
13306	Sun Valley Fire Department	Blaine	1,438	2	22	Tax
13334	Wood River Fire & Rescue	Blaine	2,062	10	34	Tax
15309	Centerville Volunteer Fire Department	Boise	375	0	9	Donations
15330	Clear Creek Volunteer Fire Department	Boise	520	0	20	Donations
15311	Garden Valley Fire Protection District	Boise	1,688	2	28	Tax

# FIRE DEPARTMENT PERSONNEL AND FUNDING

FDID	FIRE DEPARTMENT	COUNTY	POPULATION PROTECTED	CAREER FIREFIGHTERS	VOLUNTEERS	MAIN FUNDING RESOURCE
15345	Horseshoe Bend Fire Protection District	Boise	1,449	0	19	Tax
15324	Idaho City Volunteer Fire Department	Boise	425	0	12	Tax
15342	Lowman Volunteer Fire District	Boise	300	0	12	Subscription Dues
15301	Placerville Fire Protection District	Boise	196	0	18	Tax
15313	Robie Creek Volunteer Fire Department	Boise	1,162	0	16	Subscription Dues
15335	Thorn Creek Volunteer Fire Department	Boise	650	0	12	Subscription Dues
15340	Wilderness Ranch Fire Protection District	Boise	829	1	31	Tax
17314	Clark Fork Fire & Rescue	Bonner	561	0	14	Tax
17344	Coolin-Cavanaugh Bay Fire Protection District	Bonner	209	0	35	Tax
17345	Kilroy Bay-Pine Cove Fire Department	Bonner	0	0	10	Tax
17339	North of the Narrows Fire District	Bonner	300	1	30	Tax
17333	Northside Fire District	Bonner	7,713	3	25	Tax
17360	Sam Owen Fire District	Bonner	1,500	0	18	Tax
17349	Schweitzer Fire District	Bonner	165	2	10	Tax
17346	Selkirk Fire, Rescue & EMS	Bonner	16,597	24	26	Tax
17361	Upper Pack River Volunteer Fire District	Bonner	0	0	0	Tax
17337	West Pend Oreille Fire District	Bonner	5,475	0	45	Tax
17319	West Priest Lake Fire District	Bonner	537	0	20	Tax
19315	Ammon Fire Department	Bonneville	15,540	5	35	Tax
19340	Greater Swan Valley Fire Protection District 2	Bonneville	590	1	19	Tax
19101	Idaho Falls Fire Department	Bonneville	61,076	107	0	Tax
19317	Ucon Fire Department	Bonneville	1,144	0	21	Tax
21301	Bonniers Ferry Fire Department	Boundary	2,603	0	24	Tax
21333	Curley Creek Volunteer Fire Department	Boundary	300	0	15	Tax
21344	Hall Mountain Volunteer Fire Department	Boundary	1,600	0	18	Subscription Dues
21315	Moyie Springs Fire Department	Boundary	750	0	9	Tax
21341	North Bench Fire District	Boundary	3,000	1	21	Subscription Dues
21348	Paradise Valley Fire District	Boundary	1,959	0	12	Tax
21346	South Boundary Fire Protection District	Boundary	1,338	1	24	Tax
23316	Arco Fire Department	Butte	1,500	0	13	Tax
23341	Lost River Fire Protection District	Butte	2,000	0	12	Tax
25301	Fairfield Fire Department	Camas	402	0	15	Tax
25340	West Magic Fire District	Camas	120	0	5	Tax
27211	Caldwell Fire Department	Canyon	64,518	42	0	Tax
27344	Melba Rural Fire Protection District	Canyon	4,000	0	30	Tax
27336	Middleton Rural Fire District	Canyon	21,600	9	41	Tax
27101	Nampa Fire Department	Canyon	108,000	80	0	Tax
27338	Parma Rural Fire Protection District	Canyon	10,000	3	30	Tax
27339	Upper Deer Flat Fire Department	Canyon	0	0	22	Tax
27307	Wilder Rural Fire Protection District	Canyon	4,100	7	9	Tax

# FIRE DEPARTMENT PERSONNEL AND FUNDING

FDID	FIRE DEPARTMENT	COUNTY	POPULATION PROTECTED	CAREER FIREFIGHTERS	VOLUNTEERS	MAIN FUNDING RESOURCE
29306	Bancroft Volunteer Fire Department	Caribou	500	0	16	Tax
29305	Caribou County Fire Department	Caribou	6,000	0	15	Tax
29309	Grace Fire Department	Caribou	960	0	14	Tax
29301	Soda Springs Fire Department	Caribou	3,300	0	16	Tax
31343	Ace Fire Protection Association	Cassia	500	0	12	Subscription Dues
31342	Albion Fire Protection District	Cassia	646	0	10	Tax
31201	Burley Fire Department	Cassia	19,578	10	25	Tax
31334	Declo Fire Department	Cassia	359	0	11	Tax
31340	Oakley Fire Department	Cassia	1,400	0	10	Tax
31338	Raft River Fire Protection District	Cassia	1,148	0	18	Tax
33329	Dubois City Fire Department	Clark	602	0	17	Tax
35301	Elk River Volunteer Fire Department	Clearwater	125	0	8	Fundraisers
35341	Evergreen Rural Fire District	Clearwater	400	0	0	Tax
35330	Grangemont Rural Fire District	Clearwater	180	0	0	Tax
35303	Orofino Fire Department	Clearwater	4,000	1	22	Tax
35309	Pierce Volunteer Fire Department	Clearwater	500	0	10	Tax
35338	Sunnyside Rural Fire District	Clearwater	425	0	20	Tax
35305	Twin Ridge Rural Fire District	Clearwater	500	0	25	Tax
35344	Upper Fords Creek Rural Fire District	Clearwater	300	0	0	Tax
35312	Weippe Fire Department	Clearwater	600	0	25	Tax
37334	North Custer Rural Fire District	Custer	2,500	0	50	Tax
37301	Sawtooth Valley Rural Fire Department	Custer	400	0	19	Tax
37354	South Custer Rural Fire District	Custer	1,000	0	30	Tax
39338	Atlanta Rural Fire Protection District	Elmore	40	0	9	Tax
39303	Glenns Ferry Fire Department	Elmore	1,278	0	0	Tax
39336	King Hill Rural Fire District	Elmore	1,144	0	17	Tax
39334	Mountain Home Rural Fire District	Elmore	20,000	2	31	Tax
39301	Mountain Home Volunteer Fire Department	Elmore	0	0	0	Tax
39309	Oasis Volunteer Fire Department	Elmore	180	0	24	Tax
41301	Franklin County Fire District	Franklin	13,224	1	25	Tax
43334	Island Park Fire Protection District	Fremont	2,000	0	24	Tax
43336	North Fremont Fire District	Fremont	3,500	0	22	Tax
43338	South Fremont Fire District	Fremont	7,500	0	23	Tax
45301	Emmett Fire Department	Gem	6,829	1	15	Tax
45334	Gem County Fire Protection District 1	Gem	9,261	1	30	Tax
45339	Gem County Fire Protection District 2	Gem	925	0	35	Tax
47341	Bliss Rural Fire District	Gooding	724	1	9	Tax
47301	Gooding City/Rural Fire Department	Gooding	6,579	1	21	Tax
47323	Hagerman Fire Protection District	Gooding	2,500	1	19	Tax
47303	Wendell Fire Department	Gooding	3,287	2	18	Tax
47335	Wendell Rural Fire District	Gooding	0	0	0	Tax

# FIRE DEPARTMENT PERSONNEL AND FUNDING

FDID	FIRE DEPARTMENT	COUNTY	POPULATION PROTECTED	CAREER FIREFIGHTERS	VOLUNTEERS	MAIN FUNDING RESOURCE
49352	BPC Rural Fire Department	Idaho	1,200	0	18	Subscription Dues
49340	Carrot Ridge Volunteer Fire District	Idaho	200	0	20	Subscription Dues
49310	Cottonwood Volunteer Fire Department	Idaho	923	0	22	Tax
49335	Cottonwood Rural Fire District	Idaho	758	0	0	Tax
49316	Elk City Volunteer Fire Department	Idaho	400	0	6	Donations
49327	Ferdinand Fire Department	Idaho	160	0	12	Tax
49375	Glenwood/Caribel Volunteer Fire Department	Idaho	680	0	17	Tax
49308	Grangeville City Fire Department	Idaho	0	0	20	Tax
49334	Grangeville Rural Fire District	Idaho	0	0	0	Tax
49362	Harpster Fire Protection District	Idaho	200	0	19	Tax
49330	Kooskia Fire Department	Idaho	3,000	0	16	Tax
49336	Ridge Runner Fire Department	Idaho	800	0	15	Grants
49350	Riggins Fire Department	Idaho	440	0	16	Tax
49370	Sesech Meadow Rural Fire District	Idaho	0	0	0	Subscription Dues
49338	Salmon River Rural Fire Department	Idaho	2,500	0	34	Subscription Dues
43929	Stites Fire Department	Idaho	300	0	10	Fundraisers
49377	White Bird Fire Department	Idaho	150	0	2	Tax
51334	Central Fire District	Jefferson	24,431	2	85	Tax
51337	Hamer Fire Protection District	Jefferson	0	0	0	Tax
51314	Roberts Fire District	Jefferson	0	0	0	Tax
51340	West Jefferson Fire Control District	Jefferson	3,500	0	25	Tax
53353	First Segregation Fire District	Jerome	2,855	1	10	Tax
53201	Jerome City Fire Department	Jerome	12,500	14	16	Tax
53333	Jerome Rural Fire District	Jerome	12,000	0	18	Tax
55201	Coeur d'Alene Fire Department	Kootenai	50,665	57	0	Tax
55360	East Side Fire Protection District	Kootenai	536	0	26	Tax
55346	Hauser Lake Fire Protection District	Kootenai	2,200	1	15	Tax
55234	Kootenai County Fire & Rescue	Kootenai	40,000	55	0	Tax
55209	Kootenai County Haz Mat	Kootenai	141,132	0	33	Tax
55354	Mica-Kidd Island Fire Protection District	Kootenai	2,100	2	31	Tax
55342	Northern Lakes Fire Protection District	Kootenai	37,000	33	6	Tax
55338	Spirit Lake Fire Protection District	Kootenai	8,250	9	14	Tax
55352	Timberlake Fire Protection District	Kootenai	9,000	7	15	Tax
55336	Worley Fire Protection District	Kootenai	2,700	8	9	Tax
57309	Bovill Fire Protection District	Latah	311	0	15	Tax
57342	Deary Rural Fire District	Latah	1,395	0	25	Tax
57303	Genesee City Fire Department	Latah	1,643	0	25	Tax
57338	Genesee Rural Fire Protection District	Latah	0	0	0	Tax
57307	Juliaetta Volunteer Fire Department	Latah	600	0	11	Tax
57306	Kendrick Volunteer Fire Department	Latah	0	0	10	Tax
57301	Moscow City Volunteer Fire Department	Latah	25,000	5	100	Tax
57334	Moscow Rural Fire District	Latah	0	0	0	Tax
57336	Potlatch Rural Fire District	Latah	3,500	0	35	Tax
57304	Troy Volunteer Fire Department	Latah	2,500	0	0	Tax



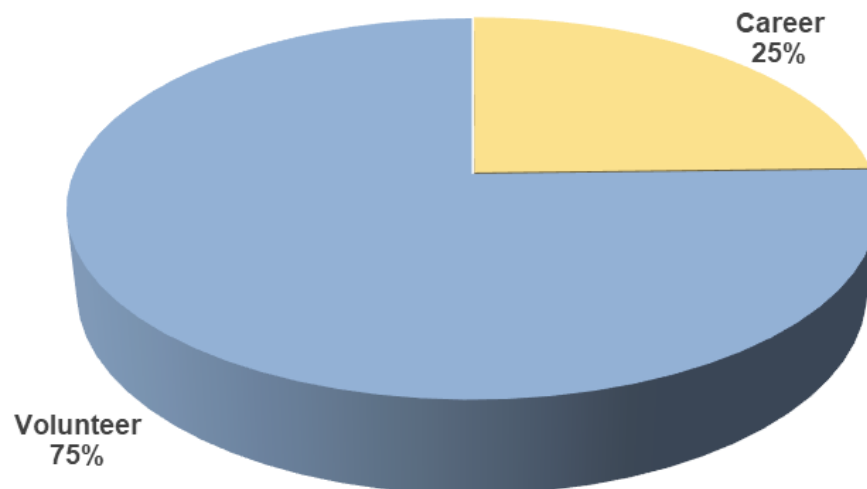
# FIRE DEPARTMENT PERSONNEL AND FUNDING

FDID	FIRE DEPARTMENT	COUNTY	POPULATION PROTECTED	CAREER FIREFIGHTERS	VOLUNTEERS	MAIN FUNDING RESOURCE
59310	Elk Bend Fire Protection District	Lemhi	281	0	18	Tax
59315	Leadore Community Volunteer Fire Department	Lemhi	2,500	0	23	Tax
59330	Lemhi County Fire Protection District	Lemhi	6,500	0	41	Tax
59333	North Fork Fire Protection District	Lemhi	500	0	16	Tax
59351	Williams Lake Volunteer Fire Department	Lemhi	150	0	4	Subscription Dues
61304	Craigmont Fire Department	Lewis	503	0	15	Tax
61335	Kamiah Fire Department	Lewis	5,000	0	25	Tax
61334	Kamiah Rural Fire District	Lewis	0	0	0	Tax
61302	Nezperce City Fire Department	Lewis	1,500	0	0	Tax
61310	Nezperce Rural Fire Protection District	Lewis	1,500	0	0	Tax
61308	Winchester Volunteer Fire Department	Lewis	500	0	9	Tax
61312	Winchester Rural Fire District	Lewis	1,200	0	12	Tax
63306	Dietrich Fire District	Lincoln	788	0	19	Tax
63308	Richfield Fire Protection District	Lincoln	700	0	10	Tax
63301	Shoshone City/Rural Fire Department	Lincoln	0	0	14	Tax
65234	Madison Fire Department	Madison	40,000	20	50	Tax
67336	Minidoka County Fire Protection District	Minidoka	10,000	0	40	Tax
67301	Rupert City Fire & Rescue	Minidoka	5,900	1	24	Tax
67334	West End Fire Protection District	Minidoka	8,800	1	22	Tax
69347	Arrow Junction Fire Protection District	Nez Perce	300	0	21	Tax
69333	Big Canyon Fire District	Nez Perce	536	0	20	Tax
69311	Culdesac Volunteer Fire Department	Nez Perce	0	0	0	Tax
69306	Lapwai Fire Department	Nez Perce	1,200	0	10	Tax
69201	Lewiston Fire Department	Nez Perce	32,500	60	0	Tax
69344	Nez Perce County Fire Department	Nez Perce	10,000	0	16	Tax
69345	Wheatland Fire Protection District	Nez Perce	450	0	22	Tax
71301	Malad Volunteer Fire Department	Oneida	4,000	0	16	Tax
73340	Bruneau Fire Protection District	Owyhee	635	0	14	Tax
73338	Grand View Fire Department	Owyhee	3,000	0	15	Tax
73334	Homedale Fire Department	Owyhee	7,500	0	22	Tax
73336	Marsing Rural Fire District	Owyhee	20,000	0	30	Tax
73342	Murphy-Reynolds-Wilson Fire District	Owyhee	1,200	0	47	Tax
73320	Silver City Fire & Rescue	Owyhee	100	0	10	Donations
75302	Fruitland Fire Department	Payette	5,234	0	30	Tax
75336	New Plymouth Rural Fire Protection District	Payette	1,000	0	18	Tax
75301	Payette City Fire Department	Payette	9,000	5	20	Tax
75334	Payette Rural Fire District	Payette	9,500	0	25	Tax
75305	Sand Hollow Fire Protection District	Payette	700	0	12	Tax
77302	American Falls Fire Department	Power	4,280	0	15	Tax
77330	American Falls Rural Fire Protection District	Power	1,851	0	0	Tax
77306	Rockland Rural Fire District	Power	500	0	20	Tax

# FIRE DEPARTMENT PERSONNEL AND FUNDING

FDID	FIRE DEPARTMENT	COUNTY	POPULATION PROTECTED	CAREER FIREFIGHTERS	VOLUNTEERS	MAIN FUNDING RESOURCE
79304	Mullan Volunteer Fire Department	Shoshone	690	0	23	Tax
79305	Prichard/Murray Volunteer Fire Department	Shoshone	500	0	15	Fundraisers
79236	Shoshone County Fire Protection District 1	Shoshone	4,500	7	20	Tax
79234	Shoshone County Fire Protection District 2	Shoshone	8,000	11	25	Tax
79316	Shoshone County Fire Protection District 3	Shoshone	150	0	12	Tax
79310	St. Joe Valley Fire District 4	Shoshone	1,000	0	12	Tax
81334	Teton County Fire & Rescue	Teton	11,500	25	10	Tax
83207	Buhl Fire Department	Twin Falls	8,817	7	18	Tax
83340	Castleford Fire Department	Twin Falls	1,525	0	0	Tax
83338	Filer Fire Department	Twin Falls	7,180	2	24	Tax
83334	Rock Creek Rural Fire Protection District	Twin Falls	15,000	7	24	Tax
83349	Salmon Tract Rural Fire Protection District	Twin Falls	2,500	0	21	Tax
83101	Twin Falls Fire Department	Twin Falls	52,500	39	0	Tax
85334	Cascade Rural Fire Protection District	Valley	2,093	5	29	Tax
85304	Donnelly Rural Fire Protection District	Valley	2,068	8	16	Tax
85340	High Valley Fire Protection Association	Valley	0	0	0	Tax
85339	McCall Fire Protection District	Valley	10,000	14	30	Tax
85310	Silver Creek Volunteer Fire District	Valley	15	0	10	Subscription Dues
85307	Southern Idaho Timber Protective Association	Valley	0	0	0	Tax
87330	Cambridge Fire Protection District	Washington	882	0	21	Tax
87336	Midvale Fire Protection District	Washington	750	0	25	Tax
87334	Weiser City Fire & Rescue	Washington	5,500	2	22	Tax
87301	Weiser Rural Fire District	Washington	4,000	0	28	Tax

\*The information was compiled from surveys submitted by the fire departments.



FDID	FIRE DEPARTMENTS	FIRE DEPARTMENTS	PRESSURE RUPTURES, EXPLOSIONS, OVERHEAT	RESCUE CALLS	HAZARDOUS CONDITIONS	SERVICE CALLS	GOOD INTENT	FALSE CALLS	SEVERE WEATHER/ NATURAL DISASTERS	OTHER INCIDENTS	TOTAL INCIDENTS	TOTAL FIRE DOLLAR LOSS	MUTUAL AID GIVEN	CIVILIAN INJURIES	CIVILIAN FATALITIES	FIRE SERVICE INJURIES	FIRE SERVICE FATALITIES
ADA COUNTY																	
01100	BOISE FIRE DEPARTMENT	405	26	13,361	533	2,753	2,816	1,324	9	8	21,235	\$24,545,461	3,873	8	2	79	0
01344	EAGLE FIRE DEPARTMENT	89	4	1,489	49	510	231	160	0	0	2,532	\$2,873,250	766	0	0	2	0
01248	IDAHO DEPT OF CORRECTIONS FIRE DEPARTMENT								Not Reporting								
01246	KUNA RURAL FIRE DISTRICT	86	0	1,210	32	221	199	88	0	1	1,837	\$795,420	188	0	0	0	0
01313	MERIDIAN FIRE DEPARTMENT	176	3	5,194	162	1,149	1,168	619	3	0	8,474	\$3,290,050	1,059	2	0	1	0
01342	STAR FIRE PROTECTION DISTRICT	32	2	619	18	229	144	45	0	0	1,089	\$786,300	209	0	0	0	0
TOTALS		788	35	21,873	794	4,862	4,568	2,236	12	9	35,167	\$32,391,481	6,095	10	2	82	0
ADAMS COUNTY																	
03338	BEAR FIRE DISTRICT								Not Reporting								
03320	COUNCIL VALLEY VOLUNTEER FIRE DEPARTMENT								Not Reporting								
03334	INDIAN VALLEY RURAL FIRE DEPARTMENT	5	0	1	0	3	4	0	0	0	13	\$0	5	0	0	0	0
03340	MEADOWS VALLEY RURAL FIRE DISTRICT	13	0	57	4	1	4	3	0	3	85	\$322,000	3	0	0	0	0
TOTALS		18	0	58	4	4	8	3	0	3	98	\$322,000	8	0	0	0	0
BANNOCK COUNTY																	
05322	ARIMO FIRE DEPARTMENT								Not Reporting								
05207	CHUBBUCK FIRE DEPARTMENT	34	5	1,311	31	104	107	79	0	0	1,671	\$304,600	6	1	0	0	0
05326	DOWNNEY FIRE DISTRICT								Not Reporting								
05328	INKOM FIRE DEPARTMENT	9	0	0	0	1	6	2	0	0	18	\$1,500	22	0	0	0	0
05329	LAVA HOT SPRINGS VOLUNTEER FIRE DEPARTMENT	10	2	0	7	2	6	1	0	0	28	\$34,000	2	0	0	0	0
05340	MCCAMMON FIRE DEPARTMENT	6	0	0	1	1	1	1	0	0	10	\$128,000	7	0	0	0	0
05323	NORTH BANNOCK FIRE DISTRICT	26	0	14	4	10	21	7	2	0	84	\$118,125	25	1	0	1	0
05101	POCATELLO FIRE DEPARTMENT	74	8	7,442	137	172	584	326	7	5	8,755	\$440,396	8	4	1	4	0
05331	POCATELLO VALLEY FIRE PROTECTION DISTRICT	13	0	1	4	2	5	3	0	0	28	\$5,000	7	0	0	0	0
TOTALS		172	15	8,768	184	292	730	419	9	5	10,594	\$1,031,621	77	6	1	5	0
BEAR LAKE COUNTY																	
07333	BEAR LAKE COUNTY FIRE DISTRICT	12	0	11	2	0	0	3	0	0	28	\$119,650	1	0	0	0	0
07301	MONTPELIER FIRE DEPARTMENT	4	0	3	4	4	2	4	0	0	21	\$18,500	2	1	0	0	0
TOTALS		16	0	14	6	4	2	7	0	0	49	\$138,150	3	1	0	0	0
BENUEWAH COUNTY																	
09320	EMIDA FIRE PROTECTION DISTRICT								Not Reporting								
09330	FERWOOD FIRE PROTECTION DISTRICT	2	0	0	0	0	0	0	0	0	2	\$216,720	0	1	0	0	0
09302	GATEWAY FIRE PROTECTION DISTRICT	21	1	407	5	28	60	8	0	0	530	\$0	13	0	0	0	0
09366	ST. MARIES FIRE PROTECTION DISTRICT	31	0	86	14	26	56	10	6	0	229	\$34,500	6	0	0	0	0
09335	TENSED RURAL FIRE DISTRICT								Not Reporting								
TOTALS		54	1	493	19	54	116	18	6	0	761	\$351,220	19	1	0	0	0
BINGHAM COUNTY																	
11303	ABERDEEN/SPRINGFIELD FIRE DISTRICT								Not Reporting								
11360	ATOMIC CITY FIRE DEPARTMENT								Not Reporting								
11101	BLACKFOOT FIRE DEPARTMENT	201	1	2,553	85	49	155	171	0	4	3,219	\$865,900	24	1	0	3	0
11334	FORT HALL FIRE & EMS DISTRICT								Not Reporting								
11355	SHELLEY RURAL FIRE DISTRICT								Not Reporting								
11357	FIRTH RURAL FIRE DISTRICT	7	0	1	1	0	10	1	0	0	20	\$1,213,173	7	0	0	0	0
TOTALS		208	1	2,554	86	49	165	172	0	4	3,239	\$2,080,073	31	1	0	3	0

FDID	FIRE DEPARTMENTS	FIRES	PRESSURE RUPTURES, EXPLOSIONS, OVERHEAT	RESCUE CALLS	HAZARDOUS CONDITIONS	SERVICE CALLS	GOOD INTENT	FALSE CALLS	SEVERE WEATHER/ NATURAL DISASTERS	OTHER INCIDENTS	TOTAL INCIDENTS	TOTAL FIRE DOLLAR LOSS	MUTUAL AID GIVEN	CIVILIAN INJURIES	CIVILIAN FATALITIES	FIRE SERVICE INJURIES	FIRE SERVICE FATALITIES
<b>BLAINE COUNTY</b>																	
13302	BELLEVUE FIRE DEPARTMENT	8	0	0	18	4	0	3	0	0	33	\$2,050	25	0	0	0	0
13354	CAREY RURAL FIRE PROTECTION DISTRICT	9	0	29	4	0	13	0	0	0	55	\$16,200	13	0	0	1	0
13301	HAILEY FIRE DEPARTMENT	18	1	286	33	32	48	68	0	6	482	\$2,922,100	88	0	0	0	0
13203	KETCHUM FIRE DEPARTMENT	8	1	586	23	55	71	129	1	0	874	\$70,000	61	0	0	0	0
13308	SMILEY CREEK RURAL FIRE PROTECTION DISTRICT									Not Reporting							
13306	SUN VALLEY FIRE DEPARTMENT	11	2	144	21	34	76	98	1	1	388	\$168,000	25	1	0	0	0
13334	WOOD RIVER FIRE & RESCUE	15	2	753	22	9	110	13	0	0	924	\$3,520,300	45	0	0	1	0
<b>TOTALS</b>		<b>69</b>	<b>6</b>	<b>1,798</b>	<b>121</b>	<b>134</b>	<b>318</b>	<b>311</b>	<b>2</b>	<b>7</b>	<b>2,766</b>	<b>\$6,699,650</b>	<b>257</b>	<b>1</b>	<b>0</b>	<b>2</b>	<b>0</b>
<b>BOISE COUNTY</b>																	
15309	CENTERVILLE VOLUNTEER FIRE DEPARTMENT	0	0	1	0	0	0	0	0	0	1	\$0	0	0	0	0	0
15330	CLEAR CREEK VOLUNTEER FIRE DEPARTMENT	8	1	37	0	8	3	0	3	0	60	\$87,000	1	0	0	0	0
15311	GARDEN VALLEY FIRE PROTECTION DISTRICT	16	0	266	9	32	39	4	0	0	366	\$352,900	10	0	0	0	0
15345	HORSESHOE BEND FIRE PROTECTION DISTRICT	7	1	22	31	3	9	0	0	0	73	\$225,600	6	0	0	0	0
15324	IDAHO CITY VOLUNTEER FIRE DEPARTMENT	3	0	46	2	7	5	1	0	0	64	\$105,000	0	0	0	0	0
15342	LOWMAN VOLUNTEER FIRE DISTRICT	0	0	6	0	0	0	0	0	0	6	\$0	0	0	0	0	0
15301	PLACERVILLE FIRE PROTECTION DISTRICT	2	0	27	3	13	0	0	0	0	45	\$0	0	0	0	0	0
15313	ROBIE CREEK VOLUNTEER FIRE DEPARTMENT	4	0	19	1	0	7	1	0	0	32	\$0	11	0	0	0	0
15335	THORN CREEK VOLUNTEER FIRE DEPARTMENT	3	0	6	7	0	1	0	0	0	17	\$0	4	0	0	0	0
15340	WILDERNESS RANCH FIRE PROTECTION DISTRICT									Not Reporting							
<b>TOTALS</b>		<b>43</b>	<b>2</b>	<b>430</b>	<b>53</b>	<b>63</b>	<b>64</b>	<b>6</b>	<b>3</b>	<b>0</b>	<b>664</b>	<b>\$770,500</b>	<b>32</b>	<b>0</b>	<b>0</b>	<b>0</b>	<b>0</b>
<b>BONNER COUNTY</b>																	
17314	CLARK FORK FIRE & RESCUE									Not Reporting							
17344	COULIN-CAVANAUGH BAY FIRE PROTECTION DISTRICT									Not Reporting							
17345	KILROY BAY-PINE COVE FIRE DEPARTMENT									Not Reporting							
17339	NORTH OF THE NARROWS FIRE DISTRICT	1	0	0	0	0	0	0	0	0	1	\$0	0	0	0	0	0
17333	NORTHSIDE FIRE DISTRICT	50	0	477	54	19	194	34	0	4	832	\$1,367,202	8	1	0	0	0
17360	SAM OWEN FIRE DISTRICT	15	1	9	3	5	1	10	1	0	45	\$34,800	42	0	0	0	0
17349	SCHWEITZER FIRE DISTRICT									Not Reporting							
17346	SELKIRK FIRE, RESCUE & EMS	101	1	1,222	166	184	551	137	5	10	2,377	\$2,066,600	26	2	0	0	0
17361	UPPER PACK RIVER VOLUNTEER FIRE DISTRICT									Not Reporting							
17337	WEST PEND OREILLE FIRE DISTRICT	39	0	334	98	39	121	20	1	0	652	\$1,392,700	17	0	2	0	0
17319	WEST PRIEST LAKE FIRE DISTRICT	2	0	10	11	1	18	2	1	0	45	\$0	3	0	0	0	0
<b>TOTALS</b>		<b>208</b>	<b>2</b>	<b>2,052</b>	<b>332</b>	<b>248</b>	<b>885</b>	<b>203</b>	<b>8</b>	<b>14</b>	<b>3,952</b>	<b>\$4,861,302</b>	<b>96</b>	<b>3</b>	<b>2</b>	<b>0</b>	<b>0</b>
<b>BONNEVILLE COUNTY</b>																	
19315	AMMON FIRE DEPARTMENT	21	0	41	29	10	37	98	0	0	236	\$613,800	15	0	0	0	0
19340	GREATER SWAN VALLEY FIRE PROTECTION DISTRICT 2	10	0	24	0	1	15	5	1	0	56	\$40,000	0	2	1	0	0
19101	IDAHO FALLS FIRE DEPARTMENT	281	6	14,430	261	99	1,471	605	1	13	17,167	\$5,339,813	3	6	1	0	0
19317	UCON FIRE DEPARTMENT									Not Reporting							
<b>TOTALS</b>		<b>312</b>	<b>6</b>	<b>14,495</b>	<b>290</b>	<b>110</b>	<b>1,523</b>	<b>708</b>	<b>2</b>	<b>13</b>	<b>17,459</b>	<b>\$5,993,613</b>	<b>18</b>	<b>8</b>	<b>2</b>	<b>0</b>	<b>0</b>
<b>BOUNDARY COUNTY</b>																	
21301	BONNERS FERRY FIRE DEPARTMENT	0	0	0	0	0	0	0	0	1	1	\$0	65	0	0	0	0
21333	CURLY CREEK VOLUNTEER FIRE DEPARTMENT	5	0	62	3	3	40	1	1	0	115	\$200,000	5	0	0	0	0
21344	HALL MOUNTAIN VOLUNTEER FIRE DEPARTMENT									Not Reporting							
21315	MOVIE SPRINGS FIRE DEPARTMENT									Not Reporting							
21341	NORTH BENCH FIRE DISTRICT	20	0	168	12	11	27	4	3	1	246	\$6,000	46	0	0	0	0
21348	PARADISE VALLEY FIRE DISTRICT	4	0	2	1	1	1	0	0	0	9	\$0	180	0	0	0	0

FDID	FIRE DEPARTMENTS	FIRES	PRESSURE RUPTURES, EXPLOSIONS, OVERHEAT	RESCUE CALLS	HAZARDOUS CONDITIONS	SERVICE CALLS	GOOD INTENT	FALSE CALLS	SEVERE WEATHER/ NATURAL DISASTERS	OTHER INCIDENTS	TOTAL INCIDENTS	TOTAL FIRE DOLLAR LOSS	MUTUAL AID GIVEN	CIVILIAN INJURIES	CIVILIAN FATALITIES	FIRE SERVICE INJURIES	FIRE SERVICE FATALITIES
21346	SOUTH BOUNDARY FIRE PROTECTION DISTRICT	13	0	133	4	2	6	3	0	0	0	161	\$5,200	49	0	0	0
<b>TOTALS</b>		<b>42</b>	<b>0</b>	<b>365</b>	<b>20</b>	<b>17</b>	<b>74</b>	<b>8</b>	<b>4</b>	<b>2</b>	<b>532</b>	<b>\$211,200</b>	<b>345</b>	<b>0</b>	<b>0</b>	<b>0</b>	<b>0</b>
<b>BUTTE COUNTY</b>																	
23316	ARCO FIRE DEPARTMENT	12	0	5	2	1	5	4	0	0	29	\$33,000	2	0	0	0	0
23341	LOST RIVER FIRE PROTECTION DISTRICT									Not Reporting							
<b>TOTALS</b>		<b>12</b>	<b>0</b>	<b>5</b>	<b>2</b>	<b>1</b>	<b>5</b>	<b>4</b>	<b>0</b>	<b>0</b>	<b>29</b>	<b>\$33,000</b>	<b>2</b>	<b>0</b>	<b>0</b>	<b>0</b>	<b>0</b>
<b>CAMAS COUNTY</b>																	
26301	FAIRFIELD FIRE DEPARTMENT									Not Reporting							
26340	WEST MAGIC FIRE DISTRICT	1	0	0	0	0	0	0	0	0	1	\$0	1	0	0	0	0
<b>TOTALS</b>		<b>1</b>	<b>0</b>	<b>0</b>	<b>0</b>	<b>0</b>	<b>0</b>	<b>0</b>	<b>0</b>	<b>0</b>	<b>1</b>	<b>\$0</b>	<b>1</b>	<b>0</b>	<b>0</b>	<b>0</b>	<b>0</b>
<b>CANYON COUNTY</b>																	
27211	CALDWELL FIRE DEPARTMENT	200	11	4,288	93	875	1,165	343	1	5	6,981	\$18,787,410	133	0	0	0	0
27344	MELBA RURAL FIRE PROTECTION DISTRICT	39	1	123	1	20	39	9	1	0	233	\$1,111,000	16	0	0	0	0
27336	MIDDLETON RURAL FIRE DISTRICT	80	0	888	28	317	220	61	0	0	1,584	\$2,360,450	130	0	0	0	0
27101	NAMPA FIRE DEPARTMENT	252	10	7,356	163	1,316	1,095	522	2	3	10,719	\$8,760,258	124	1	0	22	0
27338	PARMA FIRE PROTECTION DISTRICT									Not Reporting							
27339	UPPER DEER FLAT FIRE PROTECTION DISTRICT	13	0	0	2	0	11	2	0	0	28	\$5,500	35	0	0	0	0
27307	WILDER RURAL FIRE PROTECTION DISTRICT	18	0	308	13	97	26	15	2	0	479	\$82,500	54	0	0	0	0
<b>TOTALS</b>		<b>602</b>	<b>22</b>	<b>12,963</b>	<b>300</b>	<b>2,625</b>	<b>2,656</b>	<b>952</b>	<b>6</b>	<b>8</b>	<b>20,034</b>	<b>\$31,108,118</b>	<b>492</b>	<b>1</b>	<b>0</b>	<b>22</b>	<b>0</b>
<b>CARIBOU COUNTY</b>																	
29306	BANCROFT FIRE DEPARTMENT									Not Reporting							
29305	CARIBOU COUNTY FIRE DEPARTMENT	37	0	1	3	2	5	0	0	0	48	\$1,208,500	2	0	0	1	0
29309	GRACE FIRE DEPARTMENT	1	0	0	0	0	0	1	0	0	2	\$0	5	0	0	0	0
29301	SODA SPRINGS FIRE DEPARTMENT	6	0	0	6	0	4	3	0	0	19	\$145,500	5	0	0	0	0
<b>TOTALS</b>		<b>44</b>	<b>0</b>	<b>1</b>	<b>9</b>	<b>2</b>	<b>9</b>	<b>4</b>	<b>0</b>	<b>0</b>	<b>69</b>	<b>\$1,354,000</b>	<b>12</b>	<b>0</b>	<b>0</b>	<b>1</b>	<b>0</b>
<b>CASSIA COUNTY</b>																	
31343	ACE FIRE PROTECTION ASSOCIATION									Not Reporting							
31342	ALBION FIRE PROTECTION DISTRICT	5	0	8	0	0	1	3	0	0	17	\$413,475	1	0	0	0	0
31201	BURLEY FIRE DEPARTMENT	62	1	793	30	17	105	86	1	0	1,095	\$570,672	8	0	0	0	0
31334	DECO FIRE DEPARTMENT	25	0	33	1	3	18	4	0	0	84	\$352,150	13	3	0	0	0
31340	OAKLEY FIRE DEPARTMENT									Not Reporting							
31338	RAFT RIVER FIRE PROTECTION DISTRICT	9	1	4	3	1	1	0	1	0	20	\$0	0	0	0	0	0
<b>TOTALS</b>		<b>101</b>	<b>2</b>	<b>838</b>	<b>34</b>	<b>21</b>	<b>125</b>	<b>93</b>	<b>2</b>	<b>0</b>	<b>1,216</b>	<b>\$1,336,297</b>	<b>22</b>	<b>3</b>	<b>0</b>	<b>0</b>	<b>0</b>
<b>CLARK COUNTY</b>																	
33329	DUBOIS CITY FIRE DEPARTMENT									Not Reporting							
<b>TOTALS</b>		<b>0</b>	<b>0</b>	<b>0</b>	<b>0</b>	<b>0</b>	<b>0</b>	<b>0</b>	<b>0</b>	<b>0</b>	<b>0</b>	<b>\$0</b>	<b>0</b>	<b>0</b>	<b>0</b>	<b>0</b>	<b>0</b>
<b>CLEARWATER COUNTY</b>																	
35301	ELK RIVER VOLUNTEER FIRE DEPARTMENT									Not Reporting							
35341	EVERGREEN RURAL FIRE DISTRICT									Not Reporting							
35330	GRANGEMONT RURAL FIRE DISTRICT									Not Reporting							
35303	OROFINO FIRE DEPARTMENT	31	0	76	8	1	18	10	0	2	146	\$149,900	5	0	0	0	0
35309	PIERCE VOLUNTEER FIRE DEPARTMENT	0	0	0	0	0	0	0	0	0	0	\$0	0	0	0	0	0
35338	SUNNYSIDE RURAL FIRE DISTRICT	2	0	0	1	0	0	0	0	0	3	\$0	7	0	0	0	0
35305	TWIN RIDGE RURAL FIRE DISTRICT	6	0	0	0	1	3	2	0	3	15	\$516,000	0	0	2	0	0
35344	UPPER FORDS CREEK RURAL FIRE DEPARTMENT									Not Reporting							
35312	WEIPPE FIRE DEPARTMENT	1	0	0	1	0	0	0	0	0	2	\$3,000	0	0	0	0	0
<b>TOTALS</b>		<b>40</b>	<b>0</b>	<b>76</b>	<b>10</b>	<b>2</b>	<b>21</b>	<b>12</b>	<b>0</b>	<b>5</b>	<b>166</b>	<b>\$668,900</b>	<b>12</b>	<b>0</b>	<b>2</b>	<b>0</b>	<b>0</b>



FDID	FIRE DEPARTMENTS	FIRES	PRESSURE RUPTURES, EXPLOSIONS, OVERHEAT	RESCUE CALLS	HAZARDOUS CONDITIONS	SERVICE CALLS	GOOD INTENT	FALSE CALLS	SEVERE WEATHER/ NATURAL DISASTERS	OTHER INCIDENTS	TOTAL INCIDENTS	TOTAL FIRE DOLLAR LOSS	MUTUAL AID GIVEN	CIVILIAN INJURIES	CIVILIAN FATALITIES	FIRE SERVICE INJURIES	FIRE SERVICE FATALITIES
<b>CUSTER COUNTY</b>																	
37334	NORTH CUSTER RURAL FIRE DISTRICT	8	0	22	0	0	1	1	0	0	0	32	\$0	0	0	0	0
37301	SAWTOOTH VALLEY RURAL FIRE DEPARTMENT	4	0	7	0	0	0	1	0	0	0	12	\$0	0	0	0	0
37354	SOUTH CUSTER RURAL FIRE DISTRICT	5	0	7	0	0	1	4	1	0	0	18	\$65,500	0	0	0	0
	<b>TOTALS</b>	<b>17</b>	<b>0</b>	<b>36</b>	<b>0</b>	<b>2</b>	<b>6</b>	<b>1</b>	<b>0</b>	<b>0</b>	<b>62</b>	<b>\$65,500</b>	<b>0</b>	<b>0</b>	<b>0</b>	<b>0</b>	<b>0</b>
<b>ELMORE COUNTY</b>																	
38338	ATLANTA RURAL FIRE DISTRICT	0	0	0	0	0	0	0	0	0	0	\$0	0	0	0	0	0
38303	GLENNS FERRY FIRE DEPARTMENT	6	0	22	0	0	0	1	3	0	0	32	\$15,000	0	0	0	0
38336	KING HILL RURAL FIRE DISTRICT	31	0	69	2	1	16	3	0	0	0	122	\$445,000	0	0	0	0
38334	MOUNTAIN HOME RURAL FIRE DISTRICT	24	0	0	5	4	9	0	0	0	0	42	\$120,000	0	1	0	0
38301	MOUNTAIN HOME VOLUNTEER FIRE DEPARTMENT	29	0	2	19	3	21	32	0	0	0	106	\$284,500	0	1	0	0
38309	OASIS VOLUNTEER FIRE DEPARTMENT	1	0	0	0	0	0	0	0	0	0	1	\$732,100	0	0	0	0
	<b>TOTALS</b>	<b>91</b>	<b>0</b>	<b>93</b>	<b>26</b>	<b>8</b>	<b>47</b>	<b>38</b>	<b>0</b>	<b>0</b>	<b>303</b>	<b>\$1,595,600</b>	<b>0</b>	<b>2</b>	<b>0</b>	<b>0</b>	<b>0</b>
<b>FRANKLIN COUNTY</b>																	
41301	FRANKLIN COUNTY FIRE DISTRICT	36	0	16	64	15	15	13	1	0	0	160	\$2,178,100	7	1	0	0
	<b>TOTALS</b>	<b>36</b>	<b>0</b>	<b>16</b>	<b>64</b>	<b>15</b>	<b>15</b>	<b>13</b>	<b>1</b>	<b>0</b>	<b>160</b>	<b>\$2,178,100</b>	<b>7</b>	<b>1</b>	<b>0</b>	<b>0</b>	<b>0</b>
<b>FREMONT COUNTY</b>																	
43334	ISLAND PARK FIRE PROTECTION DISTRICT	27	0	4	5	0	6	5	0	0	0	47	\$628,600	3	0	0	2
43336	NORTH FREMONT FIRE DISTRICT	36	0	16	20	15	25	6	1	0	0	119	\$424,100	12	0	0	0
43338	SOUTH FREMONT FIRE DISTRICT	63	0	20	25	15	31	11	1	0	0	166	\$1,062,700	15	0	0	2
	<b>TOTALS</b>																
<b>GEM COUNTY</b>																	
45301	EMMETT FIRE DEPARTMENT	23	1	16	33	11	11	31	1	0	0	127	\$226,500	1	0	0	0
45334	GEM COUNTY FIRE PROTECTION DISTRICT 1	118	0	125	18	10	33	20	0	0	0	324	\$1,688,215	4	2	1	0
45338	GEM COUNTY FIRE PROTECTION DISTRICT 2	3	0	9	0	0	1	0	0	0	0	13	\$2,500	2	0	0	0
	<b>TOTALS</b>	<b>144</b>	<b>1</b>	<b>150</b>	<b>51</b>	<b>21</b>	<b>45</b>	<b>51</b>	<b>1</b>	<b>0</b>	<b>464</b>	<b>\$1,917,215</b>	<b>7</b>	<b>2</b>	<b>1</b>	<b>0</b>	<b>0</b>
<b>GOODING COUNTY</b>																	
47341	BLISS RURAL FIRE DISTRICT	0	0	0	2	0	1	0	0	0	0	3	\$0	0	0	0	0
47301	GOODING CITY/RURAL FIRE DEPARTMENT	42	0	129	20	14	28	26	1	0	0	260	\$1,250,300	14	1	0	0
47323	HAGERMAN FIRE PROTECTION DISTRICT	13	0	342	3	3	10	11	2	1	0	385	\$474,200	16	0	0	0
47303	WENDELL FIRE DEPARTMENT	8	0	28	7	3	12	4	0	1	0	63	\$256,100	0	0	0	0
47335	WENDELL RURAL FIRE DISTRICT	41	0	69	19	1	25	0	0	1	0	156	\$334,500	8	0	0	0
	<b>TOTALS</b>	<b>104</b>	<b>0</b>	<b>568</b>	<b>51</b>	<b>21</b>	<b>76</b>	<b>41</b>	<b>3</b>	<b>3</b>	<b>867</b>	<b>\$2,315,100</b>	<b>38</b>	<b>1</b>	<b>0</b>	<b>0</b>	<b>0</b>
<b>IDAHO COUNTY</b>																	
48352	BPC RURAL FIRE DEPARTMENT	6	0	0	0	0	1	0	0	0	0	7	\$11,000	2	0	0	0
48340	CARROT RIDGE VOLUNTEER FIRE DISTRICT	2	0	0	1	0	0	0	0	0	0	3	\$0	0	0	0	0
48310	COTTONWOOD VOLUNTEER FIRE DEPARTMENT	1	0	10	1	0	0	3	0	0	0	15	\$0	0	0	0	0
48335	COTTONWOOD RURAL FIRE DISTRICT	8	0	0	1	0	0	0	0	0	0	9	\$400	0	0	0	0
48316	ELK CITY VOLUNTEER FIRE DEPARTMENT	0	0	0	0	0	0	0	0	0	0	0	\$0	0	0	0	0
48327	FERDINAND FIRE DEPARTMENT	0	0	0	0	0	0	0	0	0	0	0	\$0	0	0	0	0
48375	GLENWOOD/CARIBEL VOLUNTEER FIRE DEPARTMENT	5	0	1	3	0	1	5	0	0	0	15	\$0	0	0	0	0
48308	GRANGEVILLE FIRE DEPARTMENT	12	0	1	0	0	1	2	0	0	0	16	\$0	0	0	0	0
48362	HARPER FIRE PROTECTION DISTRICT	7	0	1	0	0	1	0	0	0	0	9	\$5,000	1	0	0	0
48330	KOOSKIA FIRE DEPARTMENT	8	0	5	0	0	4	1	0	0	0	18	\$309,405	8	0	0	0
48336	RIDGE RUNNER FIRE DEPARTMENT																
48350	RIGGINS FIRE DEPARTMENT																

FDID	FIRE DEPARTMENTS	FIRES	PRESSURE RUPTURES, EXPLOSIONS, OVERHEAT	RESCUE CALLS	HAZARDOUS CONDITIONS	SERVICE CALLS	GOOD INTENT	FALSE CALLS	SEVERE WEATHER/ NATURAL DISASTERS	OTHER INCIDENTS	TOTAL INCIDENTS	TOTAL FIRE DOLLAR LOSS	MUTUAL AID GIVEN	CIVILIAN INJURIES	CIVILIAN FATALITIES	FIRE SERVICE INJURIES	FIRE SERVICE FATALITIES
49338	SALMON RIVER RURAL FIRE DEPARTMENT	27	0	8	1	0	13	0	1	0	50	\$0	0	0	0	0	0
49370	SECESH MEADOW RURAL FIRE DEPARTMENT	0	0	1	0	0	0	0	0	0	1	\$0	3	0	0	0	0
43929	STITES FIRE DEPARTMENT	0	0	0	0	0	0	0	0	0	0	\$0	0	0	0	0	0
49377	WHITE BIRD FIRE DEPARTMENT	0	0	0	0	0	0	0	0	0	0	\$0	0	0	0	0	0
<b>TOTALS</b>		<b>76</b>	<b>0</b>	<b>27</b>	<b>7</b>	<b>0</b>	<b>21</b>	<b>11</b>	<b>1</b>	<b>0</b>	<b>143</b>	<b>\$325,805</b>	<b>14</b>	<b>0</b>	<b>0</b>	<b>0</b>	<b>0</b>
<b>JEFFERSON COUNTY</b>																	
51334	CENTRAL FIRE DISTRICT	80	2	0	60	6	75	7	0	0	230	\$3,430,650	11	0	0	1	0
51337	HAMER FIRE PROTECTION DISTRICT	0	0	0	0	0	0	0	0	0	0	\$0	0	0	0	0	0
51314	ROBERTS FIRE DISTRICT	0	0	0	0	0	0	0	0	0	0	\$0	0	0	0	0	0
51340	WEST JEFFERSON FIRE CONTROL DISTRICT	1	0	0	0	0	0	0	0	0	1	\$0	0	0	0	0	0
<b>TOTALS</b>		<b>81</b>	<b>2</b>	<b>0</b>	<b>60</b>	<b>6</b>	<b>75</b>	<b>7</b>	<b>0</b>	<b>0</b>	<b>231</b>	<b>\$3,430,650</b>	<b>11</b>	<b>0</b>	<b>0</b>	<b>1</b>	<b>0</b>
<b>JEROME COUNTY</b>																	
53353	FIRST SEGREGATION FIRE DISTRICT	22	2	58	36	4	36	2	0	1	161	\$1,349,950	0	0	0	0	0
53201	JEROME CITY FIRE DEPARTMENT	36	1	1,105	17	53	73	80	1	0	1,366	\$202,720	17	1	0	0	0
53333	JEROME RURAL FIRE DISTRICT	87	0	27	162	7	81	15	0	0	379	\$630,200	6	0	0	0	0
<b>TOTALS</b>		<b>145</b>	<b>3</b>	<b>1,190</b>	<b>215</b>	<b>64</b>	<b>190</b>	<b>97</b>	<b>1</b>	<b>1</b>	<b>1,906</b>	<b>\$2,182,870</b>	<b>23</b>	<b>1</b>	<b>0</b>	<b>0</b>	<b>0</b>
<b>KOOTENAI COUNTY</b>																	
55201	COEUR D'ALENE FIRE DEPARTMENT	99	9	7,035	164	642	883	372	22	2	9,228	\$323,050	286	1	1	1	0
55360	EAST SIDE FIRE PROTECTION DISTRICT	7	1	96	13	10	27	13	1	0	168	\$0	2	0	0	0	0
55346	HAUSER LAKE FIRE PROTECTION DISTRICT	11	0	152	6	27	6	7	0	0	209	\$85,740	32	0	0	0	0
55234	KOOTENAI COUNTY FIRE & RESCUE	134	3	5,775	132	412	1,008	241	11	5	7,721	\$2,610,940	741	0	1	18	0
55209	KOOTENAI COUNTY HAZ MAT	0	0	0	0	0	0	0	0	0	0	\$0	0	0	0	0	0
55354	MICA-KIDD ISLAND FIRE PROTECTION DISTRICT	3	0	10	1	2	16	2	0	0	34	\$0	6	0	0	0	0
55342	NORTHERN LAKES FIRE PROTECTION DISTRICT	80	2	4,045	167	401	1,005	161	10	24	5,895	\$3,170,550	48	3	0	4	0
55338	SPIRIT LAKE FIRE PROTECTION DISTRICT	0	0	0	0	0	0	0	0	0	0	\$0	0	0	0	0	0
55352	TIMBERLAKE FIRE PROTECTION DISTRICT	48	0	645	51	72	131	37	0	3	987	\$396,700	362	0	1	0	0
55336	WORLEY FIRE PROTECTION DISTRICT	0	0	0	0	0	0	0	0	0	0	\$0	0	0	0	0	0
<b>TOTALS</b>		<b>382</b>	<b>15</b>	<b>17,758</b>	<b>534</b>	<b>1,566</b>	<b>3,076</b>	<b>833</b>	<b>44</b>	<b>34</b>	<b>24,242</b>	<b>\$6,586,980</b>	<b>1,477</b>	<b>4</b>	<b>3</b>	<b>23</b>	<b>0</b>
<b>LATAH COUNTY</b>																	
57309	BOVILL FIRE PROTECTION DISTRICT	0	0	2	0	0	0	0	0	0	2	\$0	0	0	0	0	0
57342	DEARY RURAL FIRE DISTRICT	16	0	19	10	3	8	0	0	0	56	\$0	6	0	0	0	0
57303	GENESSEE FIRE DEPARTMENT	5	0	3	2	0	0	1	0	0	11	\$15,500	0	0	0	0	0
57338	GENESSEE RURAL FIRE PROTECTION DISTRICT	6	0	4	0	0	0	1	0	0	11	\$205,000	0	0	0	0	0
57307	JULIAETTA VOLUNTEER FIRE DEPARTMENT	3	0	1	0	0	3	0	0	0	7	\$0	26	0	0	0	0
57306	KENDRICK VOLUNTEER FIRE DEPARTMENT	11	1	11	1	7	1	3	1	2	38	\$20,000	0	0	0	0	0
57301	MOSCOW VOLUNTEER FIRE DEPARTMENT	42	2	2,057	80	57	159	255	9	0	2,661	\$108,700	21	2	0	1	0
57334	MOSCOW RURAL FIRE DISTRICT	20	0	57	7	10	37	1	0	0	132	\$285,000	8	0	0	0	0
57336	POTLATCH RURAL FIRE DISTRICT	25	1	14	6	1	4	2	0	1	54	\$10,000	1	0	0	0	0
57304	TROY VOLUNTEER FIRE DEPARTMENT	12	0	7	0	0	0	2	0	1	22	\$399,800	1	0	0	0	0
<b>TOTALS</b>		<b>140</b>	<b>4</b>	<b>2,175</b>	<b>106</b>	<b>78</b>	<b>212</b>	<b>265</b>	<b>10</b>	<b>4</b>	<b>2,994</b>	<b>\$1,023,800</b>	<b>63</b>	<b>2</b>	<b>0</b>	<b>1</b>	<b>0</b>
<b>LEMHI COUNTY</b>																	
59310	ELK BEND FIRE PROTECTION DISTRICT	0	0	0	0	0	0	0	0	0	0	\$0	0	0	0	0	0
59315	LEADORE COMMUNITY VOLUNTEER FIRE DEPARTMENT	0	0	0	0	0	0	0	0	0	0	\$0	0	0	0	0	0
59330	LEMHI COUNTY FIRE PROTECTION DISTRICT	0	0	0	0	0	0	0	0	0	0	\$0	0	0	0	0	0
59333	NORTH FORK FIRE PROTECTION DISTRICT	0	0	0	0	0	0	0	0	0	0	\$0	0	0	0	0	0
59351	WILLIAMS LAKE VOLUNTEER FIRE DEPARTMENT	0	0	0	0	0	0	0	0	0	0	\$0	0	0	0	0	0
<b>TOTALS</b>		<b>0</b>	<b>0</b>	<b>0</b>	<b>0</b>	<b>0</b>	<b>0</b>	<b>0</b>	<b>0</b>	<b>0</b>	<b>0</b>	<b>\$0</b>	<b>0</b>	<b>0</b>	<b>0</b>	<b>0</b>	<b>0</b>

FDID	FIRE DEPARTMENTS	FIRES	PRESSURE RUPTURES, EXPLOSIONS, OVERHEAT	RESCUE CALLS	HAZARDOUS CONDITIONS	SERVICE CALLS	GOOD INTENT	FALSE CALLS	SEVERE WEATHER/ NATURAL DISASTERS	OTHER INCIDENTS	TOTAL INCIDENTS	TOTAL FIRE DOLLAR LOSS	MUTUAL AID GIVEN	CIVILIAN INJURIES	CIVILIAN FATALITIES	FIRE SERVICE INJURIES	FIRE SERVICE FATALITIES
<b>LEWIS COUNTY</b>																	
61304	CRAIGMONT FIRE DEPARTMENT	2	0	6	0	1	0	0	0	0	9	\$0	3	0	0	0	0
61335	KAMIAH FIRE DEPARTMENT	9	0	27	4	10	4	2	0	0	56	\$302,500	0	0	0	0	0
61334	KAMIAH RURAL FIRE DISTRICT	14	1	28	2	13	6	0	0	0	64	\$154,100	0	0	0	0	0
61302	NEZPERCE FIRE DEPARTMENT	1	0	0	0	0	0	1	0	0	2	\$160,000	0	0	0	0	0
61310	NEZPERCE RURAL FIRE PROTECTION DISTRICT	3	0	0	1	0	0	0	0	0	4	\$0	12	0	0	0	0
61308	WINCHESTER VOLUNTEER FIRE DEPARTMENT	2	0	2	1	1	1	0	0	0	7	\$0	6	0	0	0	0
61312	WINCHESTER RURAL FIRE DISTRICT	3	0	0	0	0	1	0	0	0	4	\$0	1	0	0	0	0
<b>TOTALS</b>		<b>34</b>	<b>1</b>	<b>63</b>	<b>8</b>	<b>25</b>	<b>12</b>	<b>3</b>	<b>0</b>	<b>0</b>	<b>146</b>	<b>\$616,600</b>	<b>22</b>	<b>0</b>	<b>0</b>	<b>0</b>	<b>0</b>
<b>LINCOLN COUNTY</b>																	
63306	DIETRICH FIRE DISTRICT	6	0	5	3	1	1	1	0	0	17	\$0	10	0	0	0	0
63308	RICHFIELD FIRE PROTECTION DISTRICT																
63301	SHOSHONE CITY/RURAL FIRE DISTRICT	7	0	8	8	1	4	0	0	0	28	\$0	0	0	0	0	0
<b>TOTALS</b>		<b>13</b>	<b>0</b>	<b>13</b>	<b>11</b>	<b>2</b>	<b>5</b>	<b>1</b>	<b>0</b>	<b>0</b>	<b>45</b>	<b>\$0</b>	<b>10</b>	<b>0</b>	<b>0</b>	<b>0</b>	<b>0</b>
<b>MADISON COUNTY</b>																	
65234	MADISON FIRE DEPARTMENT	90	1	49	145	18	113	275	0	0	691	\$1,605,070	3	0	0	0	0
<b>TOTALS</b>		<b>90</b>	<b>1</b>	<b>49</b>	<b>145</b>	<b>18</b>	<b>113</b>	<b>275</b>	<b>0</b>	<b>0</b>	<b>691</b>	<b>\$1,605,070</b>	<b>3</b>	<b>0</b>	<b>0</b>	<b>0</b>	<b>0</b>
<b>MINIDOKA COUNTY</b>																	
67336	MINIDOKA COUNTY FIRE PROTECTION DISTRICT	18	0	560	21	55	59	34	0	0	747	\$472,000	24	0	0	0	0
67301	RUPERT CITY FIRE & RESCUE	8	3	421	11	5	2	18	0	0	468	\$83,100	3	0	0	0	0
67334	WEST END FIRE PROTECTION DISTRICT	33	0	254	7	0	33	3	0	0	330	\$287,400	1	0	0	0	0
<b>TOTALS</b>		<b>59</b>	<b>3</b>	<b>1,235</b>	<b>39</b>	<b>60</b>	<b>94</b>	<b>55</b>	<b>0</b>	<b>0</b>	<b>1,545</b>	<b>\$842,500</b>	<b>28</b>	<b>0</b>	<b>0</b>	<b>0</b>	<b>0</b>
<b>NEZ PERCE COUNTY</b>																	
68347	ARROW JUNCTION FIRE DEPARTMENT	2	0	0	0	0	1	1	0	0	4	\$60,000	1	0	0	0	0
68333	BIG CANYON FIRE DISTRICT	0	0	0	0	0	1	0	0	0	1	\$0	2	0	0	0	0
68311	CULDESAC FIRE DEPARTMENT																
68306	LAPWAI FIRE DEPARTMENT	7	0	0	0	0	3	1	0	0	11	\$303,075	2	0	0	0	0
68201	LEWISTON FIRE DEPARTMENT	99	6	4,659	41	1,888	656	215	0	0	7,564	\$2,216,051	9	3	2	2	0
68344	NEZ PERCE COUNTY FIRE DEPARTMENT	1	0	0	0	0	0	0	0	0	1	\$0	0	0	0	0	0
68345	WHEATLAND FIRE PROTECTION DISTRICT	0	0	1	0	0	0	0	0	0	1	\$0	22	0	0	0	0
<b>TOTALS</b>		<b>109</b>	<b>6</b>	<b>4,660</b>	<b>41</b>	<b>1,888</b>	<b>661</b>	<b>217</b>	<b>0</b>	<b>0</b>	<b>7,562</b>	<b>\$2,579,126</b>	<b>36</b>	<b>3</b>	<b>2</b>	<b>2</b>	<b>0</b>
<b>ONEIDA COUNTY</b>																	
71301	MALAD VOLUNTEER FIRE DEPARTMENT	26	0	2	3	0	7	1	0	0	39	\$1,736,200	0	0	0	0	0
<b>TOTALS</b>		<b>26</b>	<b>0</b>	<b>2</b>	<b>3</b>	<b>0</b>	<b>7</b>	<b>1</b>	<b>0</b>	<b>0</b>	<b>39</b>	<b>\$1,736,200</b>	<b>0</b>	<b>0</b>	<b>0</b>	<b>0</b>	<b>0</b>
<b>OWYHEE COUNTY</b>																	
73340	BRUNEAU FIRE PROTECTION DISTRICT	7	0	15	2	2	1	0	0	0	27	\$240,000	0	0	0	0	0
73338	GRAND VIEW FIRE DEPARTMENT	10	0	36	2	4	9	1	0	0	62	\$423,500	0	0	0	0	0
73334	HOMEDALE FIRE DEPARTMENT	8	0	0	0	3	4	0	0	0	15	\$0	0	0	0	0	0
73336	MARSING RURAL FIRE DISTRICT	59	0	11	2	10	6	2	0	6	96	\$0	2	0	0	0	0
73342	MURPHY-REYNOLDS-WILSON FIRE DISTRICT	15	0	11	2	2	8	0	0	0	38	\$90,000	2	0	0	0	0
73320	SILVER CITY FIRE & RESCUE																
<b>TOTALS</b>		<b>99</b>	<b>0</b>	<b>73</b>	<b>8</b>	<b>21</b>	<b>28</b>	<b>3</b>	<b>0</b>	<b>6</b>	<b>238</b>	<b>\$753,500</b>	<b>4</b>	<b>0</b>	<b>0</b>	<b>0</b>	<b>0</b>
<b>PAYETTE COUNTY</b>																	
75302	FRUITLAND FIRE DEPARTMENT	15	1	4	10	0	2	1	0	0	33	\$85,600	3	0	0	0	0
75336	NEW PLYMOUTH RURAL FIRE PROTECTION DISTRICT	37	0	170	8	44	73	3	0	3	338	\$0	6	0	0	0	0
75301	PAYETTE FIRE DEPARTMENT	18	1	809	25	509	39	46	1	0	1,448	\$81,500	10	0	0	0	0



FDID	FIRE DEPARTMENTS	FIRE DEPARTMENTS	PRESSURE RUPTURES, EXPLOSIONS, OVERHEAT	RESCUE CALLS	HAZARDOUS CONDITIONS	SERVICE CALLS	GOOD INTENT	FALSE CALLS	SEVERE WEATHER/ NATURAL DISASTERS	OTHER INCIDENTS	TOTAL INCIDENTS	TOTAL FIRE DOLLAR LOSS	MUTUAL AID GIVEN	CIVILIAN INJURIES	CIVILIAN FATALITIES	FIRE SERVICE INJURIES	FIRE SERVICE FATALITIES
75334	PAYETTE RURAL FIRE DISTRICT	17	0	8	5	6	9	1	0	0	46	\$73,100	10	0	0	0	0
75305	SAND HOLLOW FIRE PROTECTION DISTRICT	3	0	25	0	0	4	0	0	0	32	\$0	12	0	0	0	0
TOTALS		90	2	1,016	48	559	127	51	1	3	1,897	\$220,200	41	0	0	0	0
POWER COUNTY																	
77302	AMERICAN FALLS FIRE DEPARTMENT	9	0	0	6	0	0	6	0	1	22	\$0	0	0	0	0	0
77330	AMERICAN FALLS RURAL FIRE PROTECTION DISTRICT	10	0	0	0	0	4	0	0	0	14	\$850,000	7	0	1	0	0
77306	ROCKLAND RURAL FIRE DISTRICT	4	0	4	0	0	0	0	0	0	8	\$0	2	0	0	0	0
TOTALS		23	0	4	6	0	4	6	0	1	44	\$850,000	9	0	1	0	0
SHOSHONE COUNTY																	
79304	MULLAN VOLUNTEER FIRE DEPARTMENT	0	0	2	0	0	0	0	0	0	2	\$0	0	0	0	0	0
79305	PRICHARD/MURRAY VOLUNTEER FIRE DEPARTMENT	3	0	37	6	1	13	1	0	0	61	\$84,000	0	0	0	0	0
79236	SHOSHONE COUNTY FIRE PROTECTION DISTRICT 1	22	1	662	14	17	91	15	0	3	825	\$36,004	151	0	0	0	0
79234	SHOSHONE COUNTY FIRE PROTECTION DISTRICT 2	88	3	1,040	41	142	170	82	4	5	1,575	\$435,022	11	3	0	4	0
79316	SHOSHONE COUNTY FIRE PROTECTION DISTRICT 3									Not Reporting							
79310	ST. JOE VALLEY FIRE DISTRICT 4	2	0	3	1	1	2	0	0	0	9	\$390,900	0	0	0	0	0
TOTALS		115	4	1,744	62	161	276	98	4	8	2,472	\$915,926	162	3	0	4	0
TETON COUNTY																	
81334	TETON COUNTY FIRE PROTECTION DISTRICT	45	2	458	13	19	72	49	0	3	661	\$0	2	0	0	0	0
TOTALS		45	2	458	13	19	72	49	0	3	661	\$0	2	0	0	0	0
TWIN FALLS COUNTY																	
83207	BUHL FIRE DEPARTMENT									Not Reporting							
83340	CASTLEFORD FIRE DISTRICT	16	0	10	12	1	3	1	0	0	43	\$2,212,205	2	0	0	0	0
83338	FILER FIRE DEPARTMENT	41	0	10	66	8	42	20	0	0	187	\$0	8	0	0	0	0
83334	ROCK CREEK RURAL FIRE PROTECTION DISTRICT	44	0	1,110	37	64	270	37	0	2	1,564	\$0	20	0	0	0	0
83349	SALMON TRACT RURAL FIRE PROTECTION DISTRICT									Not Reporting							
83101	TWIN FALLS FIRE DEPARTMENT	112	3	4,240	117	614	779	328	0	14	6,207	\$5,016,825	70	1	1	1	0
TOTALS		213	3	5,370	232	687	1,094	386	0	16	8,001	\$7,229,030	100	1	1	1	0
VALLEY COUNTY																	
85334	CASCADE RURAL FIRE PROTECTION DISTRICT	19	2	288	18	26	51	12	0	1	417	\$405,000	4	0	0	0	0
85304	DONNELLY RURAL FIRE PROTECTION DISTRICT	11	0	282	9	39	29	23	0	0	393	\$25,100	17	0	0	0	0
85340	HIGH VALLEY FIRE PROTECTION ASSOCIATION									Not Reporting							
85339	MCCALL FIRE PROTECTION DISTRICT	23	1	496	33	34	115	97	0	5	804	\$2,455,350	16	1	1	2	0
85310	SILVER CREEK VOLUNTEER FIRE DISTRICT									Not Reporting							
85307	SOUTHERN IDAHO TIMBER PROTECTIVE ASSOC									Not Reporting							
TOTALS		53	3	1,066	60	99	195	132	0	6	1,614	\$2,885,450	37	1	1	2	0
WASHINGTON COUNTY																	
87330	CAMBRIDGE FIRE PROTECTION DISTRICT	6	0	2	1	1	3	2	1	0	16	\$0	0	0	0	0	0
87336	MIDVALE FIRE PROTECTION DISTRICT									Not Reporting							
87334	WEISER AREA RURAL FIRE DISTRICT	30	0	37	4	3	11	7	3	7	102	\$91,350	26	0	1	0	0
87301	WEISER CITY FIRE & RESCUE	15	1	41	14	8	6	9	2	0	96	\$0	4	1	1	0	0
TOTALS		51	1	80	19	12	20	18	6	7	214	\$91,350	30	1	2	0	0
STATE OF IDAHO TOTALS																	
		5,029	143	104,649	4,098	13,835	17,661	7,819	127	162	153,523	\$ 132,250,397	9,661	57	20	151	0

# GLOSSARY OF TERMS AND ABBREVIATIONS

**\$ Loss** – Combined estimated property and content dollar loss reported by reporting agencies.

**Alarm** – Any notification to the fire department that a situation exists or requires a response.

**Arson** – The crime of maliciously, intentionally, and/or recklessly starting a fire or causing an explosion.

**Automatic Extinguishing System (AES)** – A device or system providing an emergency fire extinguishing function without the necessity of human intervention, typically a water spray.

**Casualty** – A person who is injured or killed at the scene of a fire or other reported incident.

**Cause** – The circumstances or conditions that brought about or resulted in a fire or explosion incident, damage to property resulting from the fire or explosion incident, or bodily injury or loss of life resulting from the fire or explosion incident.

**Civilian Fire Casualty** – Any non-fire service person injured or killed as a direct result of a fire-related incident.

**Confined Fire** – Fire where the flame does not extend beyond a combustible container such as a cooking vessel, chimney or flue, trash container, etc.

**Contained Fire** – Fire spread that is reasonably expected to remain in check under prevailing conditions.

**Crop** – Cultivated vegetation such as grains, trees, orchard, nursery stock, etc.

**EMS** – Emergency Medical Service.

**Fatality** – An injury that is fatal or becomes fatal within one year of the incident.

**Fire** – Any instance of destructive and uncontrolled burning, including explosion, of combustible solids, liquids or gases.

**Hazardous Materials** – Any material that is air-reactive, corrosive, explosive, radioactive, toxic, water-reactive, or unstable such as flammable gas, organic peroxide, oxidizing material, flammable or combustible liquid. Any substance or mixture of substances that is an irritant or a strong sensitizer or generates pressure through exposure to heat, decomposition, or other means.

**Incident** – An event to which the reporting agency responds or should have responded. An incident may have more than one response.

**Incident Record** – The official file on an incident.

**Incident Report** – A document prepared by fire department personnel about a particular incident.

**Mobile Property** – Property designed to be movable whether or not it still is, such as vehicles, ships, and airplanes.

**Mutual Aid** – Assistance given to or received by a fire department, whether fire or non-fire aid, by another fire department outside its normal jurisdiction.

**NFIRS** – National Fire Incident Reporting System.

**Non-Fire Service Personnel** – All persons involved with an incident who are not fire service personnel, such as police, utility company employees, non-fire service medical personnel, or civilians.

**Origin** – The physical location where a heat source and fuel came in contact with each other.

**Overpressure** – A transient air pressure, such as the shock wave from an explosion, that is greater than the surrounding atmospheric pressure.

**Prescribed Fire** – Any fire ignited by management actions to meet specific objectives. A written, approved prescribed fire plan must exist prior to ignition. The controlled application of fire to wildland fuels in either their natural or modified state under specified environmental conditions allowing the fire to be confined to a predetermined area and, at the same time, to produce the intensity of heat and rate of spread required to attain planned resource management objectives.

**Property Use** – The actual use of the property where the incident occurred. A building, for example, could serve as a garage, a hospital or a department store. The use of property does not define any of the other important fire-related details of a property such as access, ownership, size, and internal weaknesses in fire defense or construction.

**Response Time** – The length of time between notification of and arrival at an incident scene as reported by the responding agency.

**Structure** – An assembly of materials forming a construction for occupancy or use to serve a specific purpose. This includes, but is not limited to, buildings, open platforms, bridges, roof assemblies over open storage or process areas, tents, air-supported structures, and grandstands.

**Structure Fire** – Any fire inside, on, under, or touching a structure.

**Wildland Urban Interface Area** – The geographical area where structures and other human development meet or intermingle with wildland or vegetative fuels.

**Wildland** – Land in its uncultivated, more or less natural state and covered by timber, woodland, brush, or grass. An area in which development is essentially nonexistent except for roads, railroads, power lines, and similar facilities.

**Wildland Fire** – Any involved vegetative fuel, other than prescribed fire, that occurs in wildland. A wildland fire may expose or possibly consume structures.