


Idaho

Department of Insurance **2005 Annual Report**



For Year Ending December 31, 2005

James E. Risch
Governor

Shad Priest
Acting Director

State of Idaho
DEPARTMENT OF INSURANCE

JAMES E. RISCH
Governor

700 West State Street, 3rd Floor
P. O. Box 83720
Boise, Idaho 83720-0043
Phone (208)334-4250
FAX (208)334-4398

SHAD PRIEST
Acting Director

October 1, 2006

Honorable James E. Risch
Governor, State of Idaho
Statehouse
Boise, ID 83720

Dear Governor Risch:

As Acting Director of the Department of Insurance, I am pleased to submit to you the Department's Annual Report for the calendar year 2005, as required by Section 41-216, Idaho Code. The statistics in this report are compiled from the December 31, 2005 annual statements filed with the department by insurance companies licensed in Idaho.

By fairly enforcing the insurance laws of Idaho, the department continues to protect the rights of consumers while providing a healthy environment for companies doing business in our state. I wish to acknowledge and commend the outstanding efforts of the employees of the Department of Insurance on behalf of the citizens of our state.

Thank you, Governor, for your continued strong support of our department.

Respectfully submitted,



Shad Priest
Acting Director

Table of Contents

Administration	1
Department Main and Regional Office Addresses and Phone Numbers	1
Department of Insurance Directors	2
Organizational Chart	3
Summary of Legislative Changes Enacted in 2005	4
Rules Adopted	6
Bulletins Issued	6
Summary of Administrative Actions	7
Litigation Pending	7
Department Fund Sources	8
Department Fund Applications	9
Schedule of Receipts and Disbursements	10
Consumer Services	15
Producer Licensing	16
Continuing Education	16
Consumer Affairs	17
SHIBA Program	18
Investigation and Insurance Fraud	19
State Fire Marshal	21
Company Activities	23
Summary of Premium Tax Collection	24
Company Examinations and Admissions	28
Rates and Forms	32
Summary of Annual Statements	33
Idaho Experience and Market Share of Top 20 Stock and Mutual Companies by Line of Business - 2005	35
Summary of Financial Condition as of December 31, 2005	62
Summary of Business in Idaho for Calendar Year 2005	100
Lines of Business Key	134

Administration

Department of Insurance Mission Statement

*The mission of the
Department of Insurance is
to equitably, effectively
and efficiently administer
the Idaho Insurance Code
and the International Fire
Code.*

Main Office:

700 W. State Street
P. O. Box 83720
Boise, ID 83720-0043
Phone: 208-334-4250
Fax Numbers:
DOI: 208-334-4398
SHIBA: 208-334-4389
Fire Marshal: 208-334-4375

Regional Offices:

SHIBA Regional Office
1445 Filmore, Suite 1104
Twin Falls, ID 83301
1-800-488-5731 (208-736-4713)
Fax: 208-736-4714

Fire Marshal Regional Office
1820 E. 17th Street, Suite 365
Idaho Falls, ID 83404
Fire Prevention: 208-525-7022
Fax: 208-525-7066
Fire Investigation: 208-525-7209

Consumer Affairs/SHIBA Regional Office
353 North 4th, Suite 200
Pocatello, ID 83201
Consumer Affairs: 208-236-6411
SHIBA: 1-800-488-5764 (208-236-6044)
Investigations: 208-236-6390
Fax: 208-236-6351

Fire Marshal Regional Office
Lewiston, ID 83501
Fire Prevention: 208-799-5024
Fax: 208-799-5155

Consumer Affairs/SHIBA/Fire Marshal Regional Office
2005 Ironwood Parkway, Suite 143
Coeur d'Alene, ID 83814
Consumer Affairs: 208-666-6850
Fire Marshal (investigation): 208-769-1447
SHIBA: 1-800-488-5725 (208-666-6847)
Fax: 208-666-6767

Consumer Assistance Helpline
1-800-721-3272

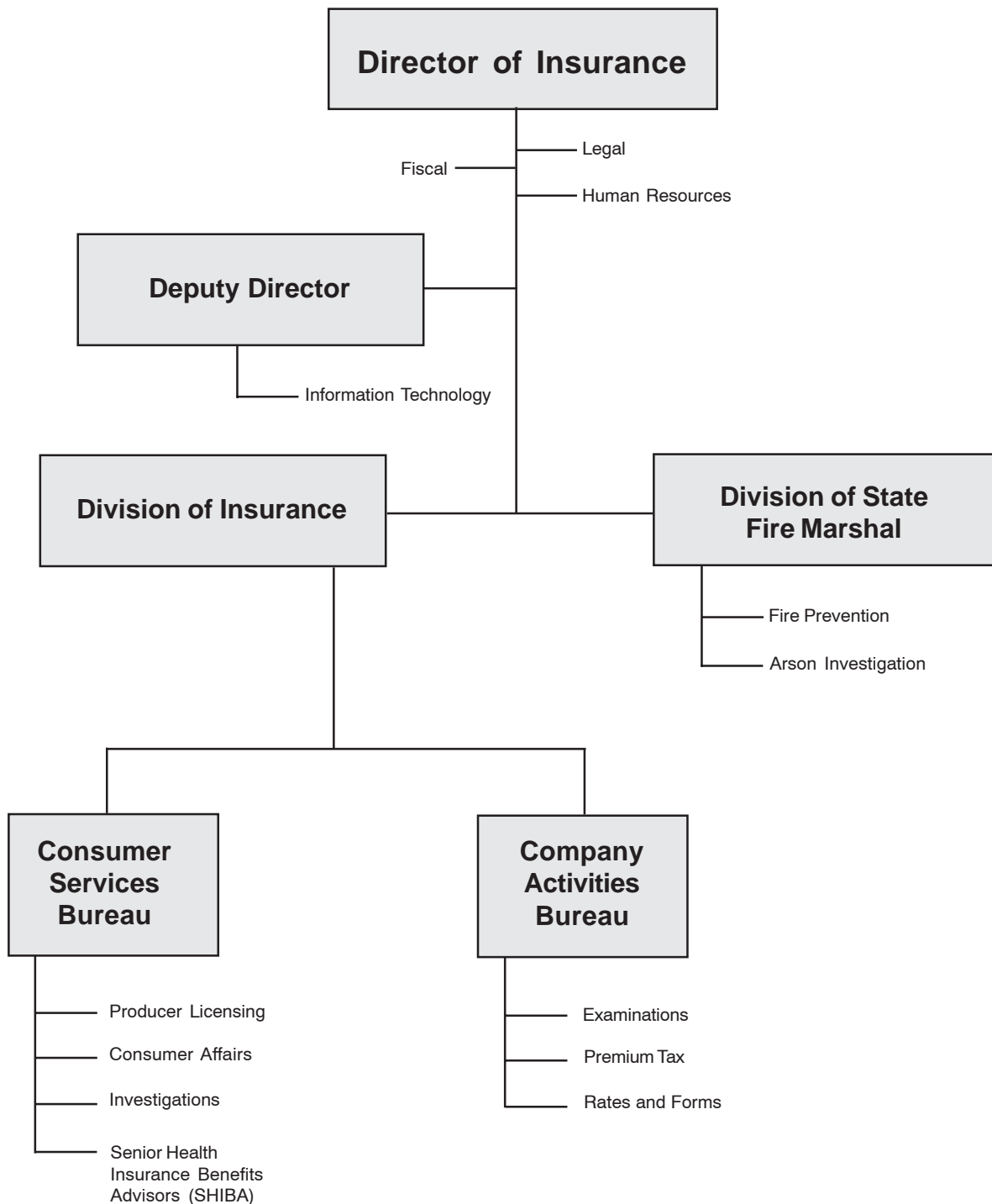
Senior Health Insurance (SHIBA) Helpline
1-800-247-4422

Website: <http://www.doi.idaho.gov>

Department Of Insurance Directors

Director	Term of Office
Lucius C. Rice	1900
P. M. Davis	1901-1902
John H. Myer	1903-1904
Edward L. Ligget	1904-1905
C. D. Goaslind	1906-1909
I. C. Hattabaugh	1910-1911
E. F. Van Valkenburg	1912-1913
George F. Steele	1914-1916
W. R. Hyatt	1917-1918
Howard J. Brace	1919-1922
D. C. Neifert	1923-1929
W. H. Bakes	1930-1937
T. M. Walrath	1938-1940
Joel Jenifer	1941-1942
Howard Cullimore	1943-1944
Edward B. McMonigle	1945-1947
James Hubbard	1948-1950
Leo O'Connell	1951-1967
John R. Blaine	1967-1972
Robert Hay	1972-1973
Monroe C. Gollaher	1974-1980
Trent M. Woods	1980-1984
Wayne L. Soward	1984-1987
Anthony J. Fagiano	1987-1991
George J. Neumayer	1991
Harry C. Walrath	1991-1994
James M. Alcorn	1994-1995
John Michael Brassey	1995
James M. Alcorn	1995-1998
Mary L. Hartung	1998-2004
Gary L. Smith	2004-2006
Shad Priest	2006

Organizational Chart



*The Department of Insurance is an
Equal Opportunity Employer*

Summary of Legislative Changes Enacted in 2005 Impacting the Department of Insurance or the Insurance Industry

Department of Insurance Legislation

HB 111 - Amends Idaho Code Section 41-5510 to revise eligibility requirements for coverage under health insurance plans reinsured by Idaho's Individual High Risk Reinsurance Pool. The changes clarify that "federally eligible individuals," as defined by federal law, are eligible for coverage under High Risk Pool plans, and that eligibility for coverage under COBRA will not render a person ineligible for coverage under a High Risk Pool plan.

HB 112 - Amends existing law (Sections 41-2918 and 41-2926) to delete obsolete requirements applicable to domestic reciprocal insurers that exclusively insure members who are governmental entities.

HB 113 - Amends Idaho Code Section 41-1024 to require that fiduciary funds received or collected by an insurance producer (agent or broker) be held separately in a trust account and treated as trust funds. Note: The Department will be adopting rules to implement this law.

HB 114 - Adds a new code section (41-1325) requiring that insurance producers who borrow money, securities or anything of value from clients or customers must document the loan arrangement in writing.

HB 115 - Amends existing law relating to insurance fraud (Sections 41-291, 41-292 and 41-295) to clarify and revise the definition for "authorized agencies" for fraud reporting purposes, to clarify the handling of restitution payments received by the Department, and to make several technical corrections and clarifications.

HB 116 - Amends Idaho Code Section 41-335 to repeal a requirement that insurers attach affidavits to their annual statements certifying compliance with countersignature requirements.

HB 117 - Adds a new code section (41-1940) requiring that persons selling annuities to senior citizens have some reasonable basis for believing that the annuity is a suitable product for the senior citizen. Note: The Department will be adopting rules to implement this law.

HB 118 - Repeals and amends a number of insurance code sections relating to administrative hearings to bring about greater consistency with the requirements for hearings set forth in the Idaho Administrative Procedures Act and related rules.

HB 119 - Repeals and amends insurance code provisions relating to the Department's enforcement powers.

HB 120 - Creates a new chapter (Chapter 57, Title 41) adopting the "Interstate Insurance Product Regulation Compact." This Compact will create a multi-state commission that will establish uniform regulatory standards for life insurance, annuities, disability income insurance and long term care insurance. The commission will also be responsible for reviewing and approving these products for compacting states. The goal is to create greater efficiency in regulating these types of insurance products, and to allow insurers to sell standardized products in multiple states without having to seek individual approvals from each state.

HCR 13 - Legislature rejected, at the request of the Department, pending changes to the Department's rule relating to rebates and illegal inducements to obtain title insurance business. The existing rule remains in effect.

Other Insurance Related Legislation Enacted in 2005:

HB 89 - Amends Idaho Code Section 41-5602 which sets forth standards for prompt payment of health insurance claims, to clarify time periods applicable to notification requirements for paper (45 days) and electronic (30 days) claims.

HB 90 - Amends Idaho Code Section 41-2005 to increase the maximum amount of coverage that can be written under a group policy of credit life insurance from seventy-five thousand dollars to one hundred fifty thousand dollars.

HB 96 - Establishes Idaho Code Section 67-3012 and the National Crime Prevention and Privacy Compact where Idaho joins 21 other states in cooperation with the FBI to make fingerprint and criminal history records checks more complete and accurate. Oversight provided by a board and a compact officer with the ISP is the principal contact. No direct insurance impact.

HB 130 aa - Amends Idaho Code Section 9-335 related to public records and specifically investigatory records to provide that a person or that person's insurer involved in a motor vehicle collision shall be entitled to an unaltered copy of the motor vehicle collision report.

HB 136 - Amends Idaho Code Section 41-2401 to provide that proof of mailing of a notice of cancellation of a fire insurance policy, or of the intention not to renew, or of reasons for cancellation or nonrenewal to the named insured at his address is sufficient proof that notice was provided the insured.

HB 159 - Repeals former guaranty title and trust act at Chapter 9, Title 30, Idaho Code, and replaces with Idaho Escrow Act. Persons engaged in the business of providing escrow services (who are not otherwise title agents and regulated by the Department of Insurance or otherwise exempt) must be licensed and regulated by the Department of Finance.

HB 160aa - Amends Idaho Code Section 41-2401 to provide that commercial standard fire insurance policies may exclude coverage for loss from fire or other covered perils caused directly or indirectly by terrorism, and defines what constitutes "terrorism."

HB 161 - Amends Idaho Code Section 41-1218 to remove language that provided for mandatory revocation of a surplus lines broker's license by the director for certain acts. The repealed language was in conflict with another section of the same chapter relating to administrative powers of the director over surplus lines brokers.

HB 162 - Amends Idaho Code Sections 41-3608 and 41-3616 to provide the Idaho Insurance Guaranty Association discretion to retain and reuse excess funds to avoid subsequent assessments, rather than immediately returning the excess to member insurers.

HB 331 - Amends Idaho Code Section 72-803 to provide that physician fees in workers' compensation cases shall be set using relative value units set by the current year resource based relative value system (RBRVS) multiplied by conversion factors to be established in rulemaking. (While the law is effective 7/1/05, the conversion factors shall be established by 1/1/06 and effective 4/1/06.)

SB 1104 - A new section is enacted, Idaho Code Section 6-2402, that enables volunteer fire departments to charge for services not to exceed the recommended amounts of charges that the State Fire Marshal is directed to establish and publish.

SB 1030 - Amends Sections 41-4303 and 41-4309 of the Idaho Life and Health Insurance Guaranty Association Act to limit the rate of interest the Guaranty Association is obligated to pay on policies of an insolvent insurer, and to clarify that the Association is not obligated to pay claims outside the express written terms of contracts issued by the insolvent insurer. Also makes several changes to the powers of the Association relating to assessments and refunds.

SB 1198 - Amends Chapters 52 and 55 of Title 41, Idaho Code, to allow the Idaho Individual High Risk Reinsurance Pool Board of Directors to create a health savings account compatible health benefit plan that will be available to individuals who qualify for coverage through the High Risk Reinsurance Pool.

Rules Adopted

<u>Rule No.</u>	<u>Name</u>
Rule 50 IDAPA 18.01.50	Adoption of the 2003 International Fire Code <i>Effective 4-6-05</i>
Rule 56 IDAPA 18.01.56	Rebates and Illegal Inducements to Obtaining Title Insurance Business Rules <i>Effective 3-21-05</i>

Bulletins Issued

<u>Bulletin No.</u>	<u>Subject</u>
No. 05-1	Rate of Interest on Deferred Payment of Cash Surrendered Benefits, <i>Effective July 1, 2005 (Rescinds Bulletin 04-2)</i> <i>July 1, 2005</i>
No. 05-2	Final HIPAA Portability Rules: Required Notice of Preexisting Conditions as Part of Written Application for Enrollment and Written Warning of Penalties Im- posed on Late Enrollees <i>August 22, 2005</i>
No. 05-3	Medicare Part D Disclosure Notice for Prior Creditable Coverage <i>September 22, 2005</i>
No. 05-4	Use of Revised Accounting Practices and Procedures Manual of the NAIC <i>September 30, 2005</i>
No.05-5	Extension Granted for NCCI 2006 Rate Filing <i>September 30, 2005</i>
No. 05-6	Eligible Surplus Lines Insurer <i>November 1, 2005</i> <i>(Rescinds Bulletin 04-3)</i>

Summary of Administrative Actions

Producers (Agents)

Licenses Revoked	3
Licenses Denied	7
Orders with Administrative Penalties	3

Companies

Certificate of Authority Revoked	0
Certificate of Authority Suspended	10
Orders Approving Non-Renewal	1
Orders with Administrative Penalty	0
Orders – Other	5
Market Conduct	1
Workers' Compensation Rate Deviation	1

Litigation Pending

Domestic Receiverships

State of Idaho, ex rel. Gary L. Smith, Department of Insurance v. Old Standard Life Insurance Co., Case No. CV 0C 0401574D

State of Idaho, Department of Insurance v. ePEO Link, Inc., Case No. CV 0C 0401454D

In the Matter of the Liquidation of the Universe Life Insurance Company, Case No. CV 0C 96 01126D

State of Idaho, ex rel. Gary L. Smith, Director of the Idaho Department of Insurance v. Twin Falls Mutual Insurance Company, CV 0C 0501668D

Ancillary Receiverships

State of Idaho, Department of Insurance v. Mission Insurance Company Trust, Case No. 88616

State of Idaho, Department of Insurance v. Fremont Indemnity, Case No. CV 0C 03 09839D

State of Idaho v. Commercial Compensation Casualty Company, Case No. 0C 0303337 D

State of Idaho, Department of Insurance v. PAULA Insurance Company, Case No. CV 0C 04 07354D

State of Idaho, Department of Insurance v. Reliance Insurance Company, Case No. CV 0C 04 05063D

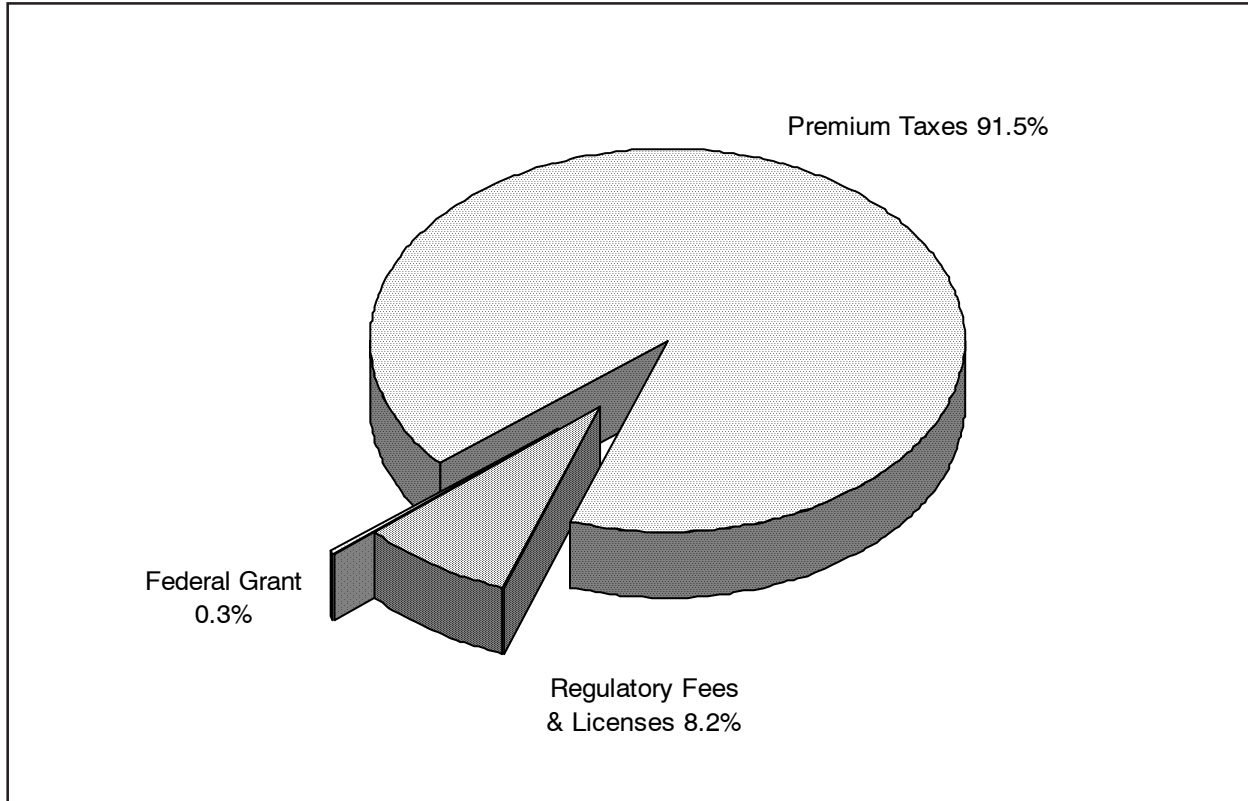
State of Idaho, Department of Insurance v. PHICO Insurance Company, Case No. CV 0C 04 03786D

State of Idaho, ex rel. Gary L. Smith, Director of the Idaho Department of Insurance v. The Home Insurance Company, Case No. CV 0C 0501668D

Actions in Idaho State Court

Employers Resource Management v. State of Idaho, Department of Insurance; Appeal from Administrative Action, Case No. CV 0C 030558D (Fourth District); Idaho Supreme Court Docket No. 30837

Department Fund Sources*
For the Fiscal Year Ended June 30, 2006

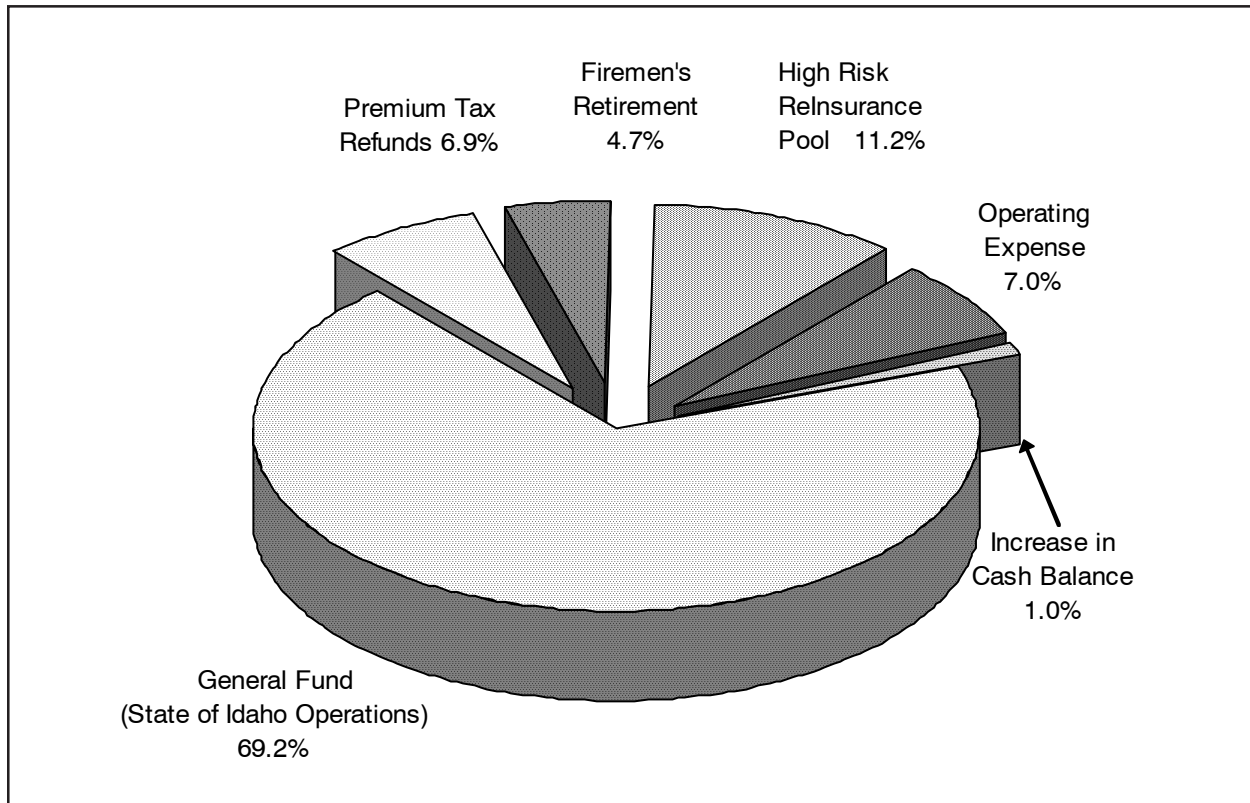


Premium Taxes, Fines & Penalties	\$ 80,443,700
Regulatory Fees & Licenses & Interest	7,176,900
Federal Grant	309,000
Total	<u>\$ 87,929,600</u>

Department receipts totaled over \$88 million in FY06. Taxes on insurance premiums constituted the largest portion (91.5%) of these receipts, amounting to \$80 million. Regulatory fees and licenses of \$7.2 million and federal grant funds of \$.3 million accounted for the remainder of the FY06 receipts. Although premium taxes represent the department's largest single source of receipts, these dollars are not utilized to finance department operations. The majority of premium tax proceeds are distributed to the General Fund to finance other state programs. The balance of the premium tax proceeds are distributed to the Premium Tax Refund Fund, the Firemen's Retirement Program, the High Risk Reinsurance Pool and the Access Card Program.

*Includes the following funds: Insurance Administrative; Arson, Fire, and Fraud Prevention; and Federal Grant.

Department Fund Applications*
For the Fiscal Year Ended June 30, 2006



General Fund	\$ 60,855,400
Premium Tax Refunds	6,036,800
Firemen's Retirement (PERSI)	4,155,300
High Risk Reinsurance Pool/Other	9,855,000
Department Operating Expenses	6,159,600
Increase in Cash Balance*	<u>867,500</u>
Total	<u>\$ 87,929,600</u>

In FY 06, distributions to the General Fund totaled more than \$60.8 million, while distributions to the Premium Tax Refund, Firemen's Retirement Program and High Risk Reinsurance Pool were \$6.0 million, \$4.16 million and \$9.9 million respectively. The department's operations are funded by regulatory fees, licenses and other miscellaneous revenue sources. In FY06, the department expended \$6.2 million, or 7.0% of its total receipts, to fund department program operations.

* Combined cash increase for the Insurance Administrative Fund; Fire and Fraud Fund; and the Federal Grant Fund.

Schedule of Receipts and Disbursements

For the Fiscal Year Ended June 30, 2006

Insurance Administrative Fund		
Free Fund Balance, July 1, 2005		\$ 7,629,900
Encumbrances as of July 1, 2005		75,200
Total Free Fund Balance, July 1, 2005		<u>7,705,100</u>
Receipts		
Premium Taxes	\$ 80,039,600	
Licenses, Permits and Fees	6,080,700	
Fines & Penalties	404,100	
Other Revenue	63,500	
Transfer in from 0348	-	
Total Receipts		<u>86,587,900</u>
Total Cash Available		94,293,000
Disbursements		
Personnel Costs	3,213,600	
Communication Services	76,100	
Employee Development	42,100	
Other Services (Clerical)	126,000	
Professional Services	869,900	
Repairs & Maintenance	13,800	
Administrative Services	43,000	
Data Processing Services	3,600	
Employee Travel Costs	77,200	
Supplies	72,100	
Insurance	2,000	
Rental & Operating Leases	256,100	
Misc Expend (Investigative; Governmental Overhead)	(61,200)	
Capital Outlay	130,100	
Total Disbursements		<u>(4,864,400)</u>
Prior Period Expenditures as of June 30, 2006		213,100
Encumbrances as of June 30, 2006		75,200
Transfers Out		
General Fund	60,855,400	
Refund Fund	6,036,800	
Firemen's Retirement (PERSI)	4,155,300	
Insurance Insolvency Fund	21,500	
Other/High Risk Reinsurance Pool	9,855,000	
Total Transfers Out		<u>(80,924,000)</u>
Free Fund Balance, June 30, 2006		<u><u>\$ 8,216,300</u></u>

Schedule of Receipts and Disbursements

For the Fiscal Year Ended June 30, 2006

Arson, Fraud Prevention Fund		
Free Fund Balance, July 1, 2005	\$	1,441,900
Encumbrances as of July 1, 2005		18,800
Total Free Fund Balance, July 1, 2005		<u>1,460,700</u>
Receipts		
Licenses, Permits and Fees	\$	979,000
Interest Income		47,500
Other Revenue		6,200
Total Receipts		<u>1,032,700</u>
Total Cash Available		2,493,400
Disbursements		
Personnel Costs	637,000	
Communication Services	13,700	
Employee Development	10,600	
Technical Services	125,000	
Repairs & Maintenance	2,700	
Administrative Services	5,900	
Employee Travel Costs	16,900	
Supplies	22,100	
Insurance	600	
Rental & Operations	41,600	
Miscellaneous Expenditures	2,000	
Capital Outlay	92,500	
Total Disbursements		<u>(970,600)</u>
Prior Period Expenditures as of June 30, 2006		18,800
Encumbrances as of June 30, 2006		<u>2,100</u>
Free Fund Balance, June 30, 2006	\$	<u><u>1,501,900</u></u>

Federal Grant Fund		
Free Fund Balance, July 1, 2005	\$	1,400
Encumbrances as of July 1, 2005		-
Total Free Fund Balance, July 1, 2005		<u>1,400</u>
Receipts		
Federal Grants	\$	309,000
Total Receipts		309,000
Advances Received		<u> </u>
Total Cash Available		310,400
Transfers out to:	Insurance Administrative fund 0229-10	-
Disbursements		
Personnel Costs	136,600	
Operating Expenses	155,900	
Sub Grantee Payments	10,600	
Capital Outlay		
Total Disbursements		<u>(303,100)</u>
Encumbrances as of June 30, 2006		<u> </u>
Free Fund Balance, June 30, 2006	\$	<u><u>7,300</u></u>

Schedule of Receipts and Disbursements
For the Fiscal Year Ended June 30, 2006

Insurance Refund Fund		
Free Fund Balance, July 1, 2005		\$ 40,000
Transfers In from Insurance Administrative Fund		<u>6,146,800</u>
Total Cash Available		6,186,800
Disbursements		
Refunds of Premium Tax Overpayments	\$ <u>6,036,800</u>	(6,036,800)
Total Disbursements		(6,036,800)
Transfers Out		
General Fund	110,000	<u>(110,000)</u>
Total Transfers Out		<u>(110,000)</u>
Free Fund Balance, June 30, 2006		<u><u>\$ 40,000</u></u>

Insurance Insolvency Fund		
Free Fund Balance, July 1, 2005		\$ 100,000
Receipts		-
Transfers In (Reduction in General Fund Transfer)		<u>21,500</u>
Total Cash Available		121,500
Disbursements:		
Personnel Cost	17,100	
Supplies	-	
Communication Services	-	
Miscellaneous Expenditures	2,200	
Professional Services	-	
Employee Travel Costs	<u>2,200</u>	
Total Disbursements		<u>(21,500)</u>
Free Fund Balance, June 30, 2006		<u><u>\$ 100,000</u></u>

Schedule of Receipts and Disbursements

For the Fiscal Year Ended June 30, 2006

Liquidation Trust Fund		
Free Fund Balance, July 1, 2005		\$ 1,894,100
Receipts		
Interest & Other Investment Income	474,300	
Sale of Services, Goods & Property	-	
Receipts to Trust	<u>2,054,600</u>	
		2,528,900
Transfers in from		
Freemont Long-Term Fund	714,000	
Other Funds	-	
Total Receipts and Transfers-In		<u>714,000</u>
Total Cash Available		5,137,000
Disbursements		
Operating Expense	1,549,000	
Transfers Out		
Investment Purchase - Universe Insurance	<u>300,000</u>	
	<u>300,000</u>	
Total Disbursements and Transfers Out		<u>(1,849,000)</u>
Free Fund Balance, June 30, 2006		<u><u>\$ 3,288,000</u></u>

Schedule of Assets and Fund Equity

June 30, 2006

Liquidation Trust Fund		
ASSETS		
Cash in State Treasury		\$ 3,288,000
Investments Held in Trust		<u>300,000</u>
Total Assets		<u><u>\$ 3,588,000</u></u>
FUND EQUITY		
Undesignated Fund Equity		<u>\$ 3,288,000</u>
Total Fund Equity		<u><u>\$ 3,288,000</u></u>

Consumer Services

The Consumer Services Bureau is divided into four sections: Consumer Affairs, Senior Health Insurance Benefits Advisors (SHIBA), Investigations and Producer Licensing. The bureau's primary function is to efficiently and effectively administer the Idaho Code by licensing insurance producers, providing educational opportunities to the public and insurance producers and investigating violations of the Idaho Code in the marketplace.

The Consumer Affairs Section is generally the department's primary contact with the public. Through the complaint process the public has an opportunity to submit their grievances, and the Consumer Services Section then investigates the allegations. If the investigation shows that wrongdoing has occurred, the department will intervene on behalf of the consumer and will then try to rectify the problem through negotiations or through the administrative legal process.

Through the efforts of over 400 trained SHIBA volunteers, services are provided to seniors throughout the state. The SHIBA Section counsels and assists the senior population regarding Medicare, Medicaid and Medicare supplement insurance coverage, as well as long-term care insurance coverage. The volunteers assist seniors by answering their questions, reviewing their claims and referring them to the proper resource when further assistance is required.

The Investigations Section works closely with both consumers and the insurance companies in response to allegations of producer misconduct or insurance fraud. This section attempts to collect sufficient evidence and documentation to build a case that may be submitted to the department legal staff for administrative action, or if the case warrants, to the Attorney General's Office or county prosecutors for criminal or civil action. This section also educates the public about insurance fraud and what it costs.

The Producer Licensing Section processes and reviews license applications, examines qualifications of applicants and issues and renews licenses for over 40,000 producers, both residents and non-residents. The section also oversees the Producer Continuing Education Program and monitors compliance with the continuing education requirements.

These sections of the Consumer Services Bureau work together to protect the public's interest and to make sure all participants (companies, producers and consumers) are in compliance with the laws and rules that regulate the insurance business in Idaho.

Producer Licensing

The department has continued to seek out new administrative efficiencies by utilizing electronic capabilities available to us. In 2002, the Licensing Section began receiving producer license renewals online. Electronic processing completely eliminates any hands-on labor for the department as well as giving the producers immediate renewal online. In 2003, 2,445 license renewals were processed electronically which was approximately 25% of the total renewals. In 2004, over 8,000 electronic renewals were processed, which was over 60% of the total renewals. In 2005, 10,259 renewals were processed electronically.

Approximately 95% of all appointments are now processed electronically. This has taken one of the more labor-intensive tasks and reduced it to almost zero. Eventually, all appointments will be processed by electronic means.

The department anticipates the number of new licensees will continue to rise. As more applicants and licensees take advantage of electronic processes we will be able to maintain our current level of efficient and effective service. As of December 2005, the department has over 40,000 licensed insurance producers.

The department began accepting online electronic applications through the National Insurance Producers Registry (NIPR) in 2005. Initiatives in the coming year include installation of a new licensing data collection system. Both additions should improve our ability to process licenses efficiently and issue them within a one-day turnaround. Our ability to extract statistical information from the system should be enhanced tremendously.

Continuing Education

The Continuing Education (CE) Rule IDAPA 18.01.53, modified January 1, 2004, requires resident insurance producers to obtain 24 credit hours of continuing education within each 2-year licensing period. At least 3 of the 24 hours must be insurance law and/or ethics.

Appointed members of the CE Advisory Committee meet monthly to review course applications from associations, schools and vendors. This review process helps to ensure quality courses are available to Idaho producers. An increasing number of applications are received each month on NAIC reciprocity forms. These courses have been approved in the vendor's home state and must be accepted in Idaho without further review.

Resident producers carrying life, health, property or casualty lines are required to comply with the CE rule. Nonresident producers, limited lines producers and independent adjusters are exempt.

Highlights for Year 2005

◆ License Applications Received	15,650
◆ Licenses issued	15,001
◆ Total licensees at year end	42,177
◆ CE applications approved	2,043

Consumer Affairs

The Consumer Affairs Section assists Idaho residents in a number of ways, including analyzing consumer, company and producer complaints and problems relating to all facets of the insurance industry to determine if a violation of Idaho Code or contract provisions has occurred; providing assistance to consumers, companies, producers and legal representatives in the form of technical assistance on claims procedures, underwriting, insurance laws and rules; reviewing insurance contracts, policies and related documents to assure compliance with Idaho insurance laws and rules; conducting investigations concerning alleged violations of insurance laws and evaluating the merit of the complaint/inquiry and recommending a course of action to department staff; and providing technical expertise for the market conduct examination of domestic and foreign insurers by providing market conduct support in the field as well as from the department offices.

Consumers can contact a Consumer Affairs Officer by telephone, toll-free Consumer Assistance Helpline, mail, fax, the internet or by visiting any one of the department's offices around the state in Boise, Coeur d'Alene and Pocatello as listed on page 1.

Highlights for Year 2005

◆ Written complaints received from consumers	1,045
◆ Written complaints closed	1,194
◆ Walk-in inquiries from consumers	182
◆ Telephone inquiries from consumers	9,448
◆ Funds recovered for the public	\$3,312,491

SHIBA Program (Senior Health Insurance Benefits Advisors)

The Senior Health Insurance Benefits Advisors (SHIBA) Program is a free information, counseling and assistance program for Medicare beneficiaries who have questions or problems about health insurance issues such as Medicare, Medicare supplement insurance, Medicare health plans and long-term care insurance.

The SHIBA staff, advocates and volunteer counselors focus on educating Medicare beneficiaries and senior service providers about rights and protections for people with Medicare, Medicare program updates, coordination of benefits, understanding Medigap, Medicare health plan options and long-term care issues. SHIBA assisted thousands of Medicare beneficiaries through statewide presentations and disseminating information at senior centers and to service providers and various community groups, attendance at conferences and health fairs and one-on-one counseling sessions.

Emerging issues impacting Medicare consumers include the new private fee-for-service plan, how to pay for prescription drug coverage and ongoing changes to the Medicare program. SHIBA staff continues to reach out to people with Medicare and their caregivers on these important healthcare issues.

Highlights for Year 2005

◆ Volunteer counseling hours	3,593
◆ One-on-one contacts in person	2,295
◆ People reached through community, educational and media presentations	843,667
◆ Calls for the year	11,060
◆ Savings to Medicare beneficiaries	\$929,543

Investigation and Insurance Fraud

The mission of the Investigations Section is two-fold: first, to protect Idaho's insurance consumers from dishonest individuals conducting the business of insurance and, second, to investigate allegations of individuals filing fraudulent insurance claims against insurance companies.

Whatever its form, insurance fraud is a crime that impacts everyone by increasing the cost of insurance premiums and related goods and services. When allowed to go unchecked, it has been demonstrated that insurance fraud has had a severe negative effect on the economy as a whole.

The unit conducts criminal and administrative investigations throughout the state and in doing so works closely with the public, the insurance industry and law enforcement. The Investigations Section not only investigates and refers cases for criminal and administrative legal action, but also serves as an education resource to the insurance industry and law enforcement in preventing and recognizing insurance fraud. The public has also been educated on the dangers of insurance fraud through media presentations and the distribution of brochures and pamphlets.

The Investigations Section is dedicated to detecting, preventing, neutralizing and eliminating insurance fraud and ensuring the state of Idaho protects all those affected by these costly white collar crimes.

Highlights for Year 2005

◆ Opened cases	211
◆ Closed cases	143
◆ Referred cases for criminal and administrative action	4*
◆ Criminal and administrative convictions obtained	3*
◆ Fiscal impact of cases handled	\$2,761,824

* Several 2005 cases were referred for criminal and administrative action in 2006.

State Fire Marshal

The staff of the State Fire Marshal's Office works with fire departments across the state. They provide assistance with fire code interpretation, application and enforcement. They are also responsible for reviewing plans for all state-owned or maintained buildings for compliance with fire and life safety codes. If requested by local fire departments, the staff can also assist with local building plan reviews and inspections. The staff conducts training sessions on the adopted fire code, incident reporting procedures and fire investigations.

The State Fire Marshal has the statutory responsibility of being the chief arson investigation officer for the state of Idaho. He and his six deputies work with local authorities when requested on the investigation of fires and explosions in Idaho.

The State Fire Marshal's Office also licenses the fire sprinkler contractors who work in Idaho, trains and certifies state fire inspectors and licenses persons and businesses that import or wholesale fireworks in Idaho. The office also maintains a recordkeeping system that includes data submitted from fire agencies that cover approximately 95% of the population of Idaho. They are committed to FIGHTING FIRE WITH FACTS.

Mission Statement

The State Fire Marshal's Office participates in and coordinates an integrated statewide system designed to protect human life from fire and explosions through fire prevention and the investigation of fires. The program involves fire prevention activities, fire/arson and investigations and the operation of various statistical systems, including the Idaho Fire Incident Reporting System (IFIRS).

Highlights for Year 2005

◆ Total fires reported in Idaho	6,411
◆ Number of residential fires	2,049
◆ Total estimated dollar loss reported	\$39 million
◆ Civilian fatalities reported	23
◆ Firefighter fatalities	0

Idaho Code Section 41-254 requires that the state fire marshal make an annual report to the governor and the legislature by the 15th of July each year. The detailed annual report can be found by going to the Department of Insurance website (www.doi.idaho.gov) and clicking on State Fire Marshal.

Company Activities

The Company Activities Bureau consists of three sections: Examinations, Premium Tax and Rates and Forms. Although each section has a separate function, all work in close association on some issues.

Examinations

The Examinations Section monitors the financial condition of all insurance entities conducting business in the state of Idaho to assure that each complies with Idaho law and that the financial obligations of the company to its policyholders will be met. Regulated insurance entities include domestic and foreign stock and mutual insurers, fraternal benefit societies, managed care organizations (MCOs), self-funded healthcare plans, risk retention and purchasing groups, and rating organizations. Additionally, the Examinations Section includes a Senior Financial Examiner who regulates the title industry in Idaho.

Major functions of this section include:

- Initial licensing or authorization of insurers to transact business in the state via the granting of a certificate of authority. The admission process is completed in an effective and timely manner in order to admit financially sound insurers and other related entities that will offer quality insurance products and services to Idaho residents.
- Financial analysis and review of company financial reports to determine the company's compliance with all Idaho Code requirements, financial solvency and ability to meet its contractual obligations to policyholders. This area reviews annual statements, quarterly statements, audited financial statements and other filings made by an insurer. The section focuses primarily on the solvency of Idaho domestic insurers but also monitors foreign companies licensed in Idaho and performs reviews of foreign companies on an as-needed basis.
- Examination of the financial and market conduct condition of Idaho domestic insurers to ensure that they are operating in accordance with Idaho insurance laws and rules and the Statutory Accounting Practices and Procedures Manual. Examinations are prescribed by law to be conducted at least every five years but may be undertaken more frequently if the director deems necessary.
- Regulation of all aspects of title agencies operating in Idaho. This includes title agent licensing, contract examiner oversight, routine examinations of title agent operations and title plants, review of three-year escrow audits, handling consumer and industry complaints, enforcing compliance with Idaho Code and IDAPA rules, reviewing escrow rate filings and reviewing insurer title insurance rates and forms as required.

Premium Tax

Premium Taxes are collected by the Department of Insurance, deposited in the Insurance Administrative Fund #0229 10 to be distributed as follows: 20% to the refund account; a portion, based on a predetermined factor, to the firemen's retirement account; that portion (not to exceed \$200,000 in any one year) necessary to cover administrative costs incurred by the Department in placing insurance companies into receivership or under administrative supervision to the extent that such costs cannot be satisfied from the assets of the companies; and the balance to the general fund (Idaho Code, Section 41-406). Premium taxes collected from authorized insurers are in lieu of all other state and local taxes payable in the State of Idaho with the exception of real property tax (Idaho Code, Section 41-405).

Premium tax offsets are allowed to the extent of 100% of the premium tax liability, unless otherwise indicated.

Workers' Compensation Offset - All workers' compensation insurers must pay a 2.5% premium tax on all business written to the Idaho Industrial Commission (Idaho Code Section 72-523). Insurers are allowed to offset 1.3% of this tax against the tax liability attributed to its workers' compensation line of business to the Department of Insurance. The offset cannot be allowed against any other lines of insurance (Idaho Code Section 72-523).

Insurance Guaranty Association Offset - Property and casualty insurers may offset their premium tax liability to the extent of 20% of the assessment for each of the five years following the year the assessment is paid. An allowable offset, or portion thereof, not used in any calendar year cannot be carried over or back to any other year. The total offsets cannot exceed the tax liability or total assessment paid (Idaho Code Section 41-3616).

Idaho Life & Health Guaranty Association Offset - A premium tax offset is allowed for all Class B and Class C assessments. Insurers may take any portion of the assessment as an offset in any of the five years following the year the assessment is paid. Offsets are limited to 20% of each assessment paid. An allowable offset, or portion thereof, not used in any calendar year cannot be carried over or back to any other year. The total offsets cannot exceed the tax liability or total assessment paid (Idaho Code Section 41-4314(1)).

The annual premium tax liability is based on calendar year premiums written. Premium taxes are prepaid in quarterly installments based on prior year's premiums and current year's tax rates. The installments are as follows: 60% due June 15, 20% due September 15, and 15% due December 15. The reconciliation payment is made on March 1 of the next year (Idaho Code, Section 41-402(3)).

Premium Tax Rates - Calendar Years 2001 through 2005

CALENDAR YEAR	STOCK & MUTUAL INSURERS	HOSPITAL & PROFESSIONAL SERVICE CORPORATIONS	HEALTH MAINTENANCE ORGANIZATIONS	SELF-FUNDED HEALTH CARE PLANS	SURPLUS LINES BROKERS	TITLE INSURERS	RISK RETENTION GROUPS
2001	2.75% (1.4% if qualified for reduced rate)	4 cents per subscriber certificate per month	2.75% (1.4% if qualified for reduced rate)	4 cents per beneficiary per month	2.75%	1.5%	2.75% (1.4% if qualified for reduced rate)
2002	2.75% (1.4% if qualified for reduced rate)	4 cents per subscriber certificate per month	2.75% (1.4% if qualified for reduced rate)	4 cents per beneficiary per month	2.75%	1.5%	2.75% (1.4% if qualified for reduced rate)
2003	2.75% (1.4% if qualified for reduced rate)	4 cents per subscriber certificate per month	2.75% (1.4% if qualified for reduced rate)	4 cents per beneficiary per month	2.75%	1.5%	2.75% (1.4% if qualified for reduced rate)
2004	2.75% (1.4% if qualified for reduced rate)	4 cents per subscriber certificate per month	2.75% (1.4% if qualified for reduced rate)	4 cents per beneficiary per month	2.75%	1.5%	2.75% (1.4% if qualified for reduced rate)
2005	2.5% (1.4% if qualified for reduced rate)	4 cents per subscriber certificate per month	2.5% (1.4% if qualified for reduced rate)	4 cents per beneficiary per month	2.75%	1.5%	2.5% (1.4% if qualified for reduced rate)

**Summary of Premium Tax Collection
Calendar Years 2001 through 2005
(all figures are rounded to the nearest thousand)**

STOCK & MUTUAL INSURERS:

Idaho Code Sections 41-402 through 41-405

Calendar Year	Taxable Premiums	Percentage Increase of Premiums	Premium Tax
2001	2,610,748,000	6.26%	59,461,000
2002	2,834,987,000	8.59%	64,339,000
2003	3,143,940,000	10.90%	71,246,000
2004	3,360,797,000	6.90%	76,319,000
2005	3,550,466,000	5.64%	75,238,000

5 year average: \$3,100,187,600 \$69,320,600

HOSPITAL & PROFESSIONAL SERVICE CORPORATIONS:

Idaho Code Section 41-3427

Calendar Year	Premiums Written	Percentage Increase of Premiums Written	Subscriber Tax
2001	30,133,000	5.61%	41,000
2002	31,165,000	3.42%	76,000
2003	33,291,000	6.82%	77,000
2004	35,690,000	7.21%	92,000
2005	35,260,000	-1.20%	87,000

5 year average: \$33,107,800 \$74,600

MANAGED CARE ORGANIZATIONS:

Idaho Code Section 41-3922.

Calendar Year	Premiums Written	Percentage Increase of Premiums Written	Subscriber/ Premium Tax
2001	3,238,000	-63.79% *	89,000
2002	4,923,000	52.04%	112,000
2003	4,831,000	-1.87%	110,000
2004	4,762,000	-1.43%	120,000
2005	5,159,000	8.34%	129,000

5 year average: \$4,582,600 \$112,000

*Decrease is result of "Blues" reclassifying business for reporting purposes.

SURPLUS LINES BROKERS:

Idaho Code Section 41-1229

Calendar Year	Taxable Premiums	Percentage Increase of Premiums	Premium Tax
2001	27,885,000	13.40%	767,000
2002	35,379,000	26.87%	973,000
2003	57,406,000	62.26%	1,578,000
2004	66,246,000	15.40%	1,822,000
2005	74,201,000	12.01%	2,041,000

5 year average: \$52,223,400 \$1,436,200

TITLE INSURERS:

Idaho Code Sections 41-402 through 41-405

Calendar Year	Taxable Premiums	Percentage Increase of Premiums	Premium Tax
2001	13,816,000	35.29%	207,000
2002	16,586,000	20.05%	249,000
2003	20,822,000	25.54%	312,000
2004	16,903,000	-18.82%	254,000
2005	23,461,000	38.80%	352,000

5 year average: \$18,317,600 \$274,800

RISK RETENTION GROUPS:

Idaho Code Sections 41-4805, 41-402 through 41-405

Calendar Year	Taxable Premiums	Percentage Increase of Premiums	Premium Tax
2001	3,379,000	25.47%	93,000
2002	3,259,000	-3.55%	90,000
2003	3,911,000	20.01%	107,000
2004	5,872,000	50.14%	161,000
2005	7,870,000	34.03%	197,000

5 year average: \$4,858,200 \$129,600

Company Examinations and Admissions

Companies Admitted/Listed in 2005

<u>Type</u>	<u>License</u>	<u>Company Name</u>	<u>Domicile State</u>
CA	3592	American Bible Society	NY
LC	3643	American Farmers & Ranchers Life Insurance Company	OK
TC	3632	American Guaranty Title Insurance Company	OK
PC	3622	American Hallmark Insurance Company of Texas	TX
LC	3653	American Public Life Insurance Company	OK
PC	3644	American Southern Home Insurance Company	FL
CA	3668	Amyotrophic Lateral Sclerosis Association	CA
RR	3642	Astraea Risk Retention Group, Inc.	AZ
PC	3600	Atlantic Specialty Insurance Company	NY
TC	3614	Atlantic Title Insurance Company	SC
PC	3666	Auto-Owners Insurance Company	MI
LC	3639	Auto-Owners Life Insurance Company	MI
SL	3612	Axis Specialty Europe Limited	Alien
SL	3651	Berkley Regional Specialty Insurance Company	ME
SL	3650	Berkshire Hathaway International Insurance Limited	Alien
CA	3645	Boys & Girls Clubs of America	GA
CA	3649	Braille Institute of America, Inc.	CA
CA	3659	Brown University	RI
PG	3660	BSA Local Council Purchasing Group Association, Inc.	IL
PG	3633	Buttine Underwriters Purchasing Group LLC	MD
CA	3663	Canine Companions for Independence, Inc.	CA
TC	3602	Censtar Title Insurance Company	TX
LC	3595	Church Life Insurance Company	NY
SF	3670	City of Boise Employee Health Care Plan Trust	ID
PG	3601	Educator's Purchasing Group	TX
LC	3654	Educators Mutual Insurance Association	UT
RR	3589	Emergency Medicine Professional Assurance Company RRG	NV
PC	3606	Endurance Reinsurance Corporation of America	NY
PG	3661	Entertainment Providers Purchasing Group	DC
PC	3590	Equity Insurance Company	TX
PG	3591	Excess Indemnity Purchasing Group	IL
PG	3613	Family Entertainment Centers Safety Association, Inc.	NY
PC	3615	G.U.I.C. Insurance Company	OH
PC	3604	Geovera Insurance Company	MD
PG	3616	Glynn General Purchasing Group, Inc.	GA
CA	3629	Gordon College	MA
CA	3605	Habitat for Humanity International, Inc.	GA
LC	3647	Health Care Service Corporation, A Mutual Legal Reserve Company	IL
PC	3671	Housing Authority Property Insurance, A Mutual Company	VT
PG	3641	Integrated Risk Facilities, Inc., A Risk Purchasing group	DE
PC	3618	Intrepid Insurance Company	MI
CA	3658	JA Worldwide	CO
PC	3626	Lyndon Southern Insurance Company	LA
TO	3672	Mapfre Re, Compania De Reaseguros, S.A.	Alien
PC	3625	Maxum Casualty Insurance Company	GA
CA	3657	Menninger Foundation	TX
CA	3636	Mission Aviation Fellowship	CA
PG	3637	National Merchants Risk Purchasing Group, Inc.	CA
PG	3634	National Restaurant Owners PG, Inc.	IL

Companies Admitted/Listed in 2005

<u>Type</u>	<u>License</u>	<u>Company Name</u>	<u>Domicile State</u>
PC	3665	NAU Country Insurance Company	MN
CA	3598	Navigators (The)	CO
PG	3640	New York Life Agents Purchasing Group	VT
RR	3646	Novus Insurance Company (Risk Retention Group)	SC
PC	3608	Oklahoma Farmers Union Mutual Insurance Company dba American Farmers & Ranchers Mutual Insurance Company	OK
PC	3667	Owners Insurance Company	OH
PC	3621	Pacific Select Property Insurance Company	CA
RR	3610	PCH Mutual Insurance Company, Inc., A Risk Retention Group	DC
PC	3588	Peachtree Casualty Insurance Company	FL
PC	3617	Penn Millers Insurance Company	PA
PG	3607	Pizza Delivery Industry Association, Inc.	TX
PG	3652	Preferred Property Program, Inc.	IL
SL	3611	Red Mountain Casualty Insurance Company, Inc.	AL
RR	3596	Restoration Risk Retention Group, Inc.	AZ
PC	3669	Roche Surety and Casualty Company, Inc.	FL
CA	3623	Rush University Medical Center	IL
CA	3648	Salesian Missions, Inc.	NY
PG	3638	School Leaders Risk Management Association Risk PG	IL
PG	3664	Sigma Purchasing Group Association	IL
RR	3628	Specialized Local Delivery Risk Retention Group, Inc.	DC
RR	3627	Spirit Mountain Insurance Company Risk Retention Group, Inc.	DC
PG	3609	Sports and Special Event Risk Purchasing Group, Inc.	VA
CA	3655	SVD Funds, Inc.	IL
CA	3635	Three Angels Broadcasting Network	IL
CA	3624	Trinity Christian Center of Santa Ana, Inc.	CA
CA	3619	Trustees of Tufts College	MA
CA	3620	United Church Foundation, Inc.	NY
PC	3656	Universal Fire & Casualty Insurance Company	IN
LC	3630	Vantislife Insurance Company	CT
PC	3631	Western Insurance Company	NV
CA	3662	YMCA of the Inland Northwest	WA

Key:

AO-Advisory Organization

CA-Charitable Gift Annuities

CM - County Mutual

FB - Fraternal Benefit Society

HM-Managed Care Organization

LC-Life and Disability Insurer

MV-Motor Vehicle Service Contract Provider

PC-Property Casualty Insurer

PG-Purchasing Group

RC-Reinsurance Only Company

RR - Risk Retention Group

SF-Self-Funded Health Care Plans

SL-Surplus Lines

TC-Title Companies

TO-Trustee Reinsurer

UI-Unauthorized Insurer

Classification of Active and Suspended Companies

Licensed

Life & Disability	510
Property & Casualty	789
Title	17
County Mutual Fire	1
Fraternal Benefit Societies	13
Managed Care Organizations	5
Hospital and Professional Service Corporations	2
Hospital Liabilities Trusts	0
Petroleum Clean Water Trusts	1
Rating Organization	7
Self-Funded Employee Health Care Plans	2

Listed

Accredited Reinsurers	21
Advisory Organizations	9
Joint Reinsurance Associations	2
Purchasing Groups	196
Risk Retention Groups	66
Surplus Lines	153
Trusted Reinsurers	9

Other Regulated Entities

Guaranty Associations	2
Surplus Lines Associations	1

Total Companies Regulated 1,962

Companies Withdrawn, Suspended, Revoked or Delisted in 2005

AF&L Insurance Company – Suspended May 4, 2005
Ambulatory Care Emergency Purchasing Group, Inc. – Withdrawn October 7, 2005
American Academy of Child and Adolescent Psychiatry – Withdrawn March 7, 2005
Cendant Corporation Member Broker Purchasing Group – Withdrawn May 23, 2005
Crusader Insurance Company – Withdrawn April 4, 2005
Endurance Reinsurance Corporation of America – Withdrawn April 27, 2005
Erie Insurance Exchange – Withdrawn August 15, 2005
Fremont Life Insurance Company – Suspended February 10, 2005
Indemnity Marine Assurance Company Ltd. – Withdrawn July 6, 2005
Libraries Purchasing Group Association – Withdrawn February 14, 2005
Mountain-Plains Alliance Purchasing Group, Inc. – Withdrawn February 7, 2005
National Foundation for Services to Children Purchasing Group, Inc. – Withdrawn May 2, 2005
Northern Assurance Company Limited (The) – Delisted November 10, 2005
Pacific Select Property Insurance Company – Withdrawn December 6, 2005
Physicians Alternative Purchasing Group, Inc. – Withdrawn October 5, 2005
Premier Insurance Exchange, Risk Retention Group – Withdrawn March 1, 2005
Professional Nurses Purchasing Group, Inc. – Withdrawn January 19, 2005
Providence Washington Insurance Company – Suspended February 14, 2005
Reliant American Insurance Company – Delisted February 7, 2005
Specialty Surplus Insurance Company – Delisted March 25, 2005
Sphere Drake Insurance Limited – Withdrawn August 3, 2005
Sports Association Purchasing Group – Withdrawn June 17, 2005
Staff Physicians Purchasing Group, Inc. – Withdrawn October 5, 2005
Steward Risk Retention Group – Withdrawn November 1, 2005
T.R.A.M. Services, Inc. – Withdrawn July 1, 2005
Through Transport Mutual Insurance Association Limited – Withdrawn February 23, 2005
USLife Credit Life Insurance Company of Arizona – Withdrawn March 14, 2005
York Insurance Company – Suspended February 10, 2005
Yorkshire Insurance Company Limited (The) – Withdrawn July 6, 2005

Rates and Forms

The Rates and Forms Section accepts property, casualty, health and life policies with contracts and related forms with the company certification ensuring they comply with Idaho Code and law and are not ambiguous, misleading or deceptive. The section accepts advertising filings for life and health and rate filings for various lines of insurance that include private passenger automobile, homeowners, farmowners, mobile homeowners, personal inland marine, auto, boiler and machinery, burglary and theft, commercial fire and allied lines, fidelity, surety, bond, financial guaranty, personal liability, personal umbrella liability, commercial liability and life and health. The key is assuring that rates are not inadequate, excessive or unfairly discriminatory.

This section is primarily responsible for administering rate and form laws on a file-and-use basis. Idaho Code 41-1812 states that "No basic insurance policy or annuity contract form, or application form where written application is required and is to be made part of the policy or contract, or printed rider or endorsement form or form of renewal certificate, shall be delivered, or issued for delivery in this state, unless the form has been filed with the director." Although all major lines of insurance are monitored, the section is alert to filings involving private passenger automobile rate changes, bail bonds, certificates of assumption, company mergers, credit life and disability, crop hail rates, consumer credit reporting, health products, long term care, managed care organizations, Medicare supplements, titles, workers' compensation, and riders involving war, military action or terrorism. Unless the forms are submitted and filed with the Rates and Forms Section, these may not be issued to residents of Idaho. The department receives policy and rate filings from over 1,500 companies licensed to sell products in Idaho. The department received 2,711 separate filings in 2005 via the SERFF (System for Electronic Rate and Form Filing).

Highlights for Year 2005

<u>Business Line</u>	<u>Rates</u>	<u>Forms</u>
Aircraft	1	2,668
Advertising	0	1,692
Annuities	27	904
Boiler & Machinery	14	100
Commercial Auto	67	1,466
Crime	6	640
Credit Life	15	116
Commercial Multiperil	213	10,124
Commercial Property	57	1,157
Dwelling Property	7	192
Fraternal Organizations	3	73
Farmowners	42	272
Fidelity/Surety	58	295
Group Health	75	1,901
General Liability	293	12,336
Group Life	8	356
Health Maintenance Organizations	8	174
Homeowners	54	558
Individual Health	213	1,281
Individual Life	91	1,267
Commercial Inland Marine	53	932
Personal Auto	49	646
Personal Inland Marine	10	372
Title	26	201
Other	12	187
SERFF	40	2,671

Summary of Annual Statements

Idaho Experience and Market Share of Top 20 Stock and Mutual Companies by Line of Business - 2005	35
Fire	35
Allied Lines	35
Multiple Peril Crop	36
Federal Flood	37
Farmowners Multiple Peril	37
Homeowners Multiple Peril	38
Commercial Multiple Peril (Non-Liability Portion)	39
Commercial Multiple Peril (Liability Portion)	39
Mortgage Guaranty	40
Ocean Marine	40
Inland Marine	41
Financial Guaranty	42
Medical Malpractice	42
Earthquake	43
Group Accident and Health	44
Credit Accident and Health (Group and Individual)	44
Collectively Renewable Accident and Health	45
Non-Cancellable Accident and Health	45
Guaranteed Renewable Accident and Health	45
Non-Renewable for Stated Reasons Only	45
Other Accident Only	45
All Other Accident and Health	46
Federal Employee Health Benefits Program Premium	46
Workers' Compensation	46
Other Liability	47
Product Liability	48
Private Passenger Auto No-Fault (Personal Injury Protection)	48
Other Private Passenger Auto Liability	49
Commercial Auto No-Fault (Personal Injury Protection)	50
Other Commercial Auto Liability	50
Private Passenger Auto Physical Damage	51
Commercial Auto Physical Damage	52
Aircraft	53

Fidelity	53
Surety	54
Burglary and Theft	55
Boiler and Machinery	55
Credit	56
Accident and Health -Life, Health and Managed Care Companies	57
Title	58
Ordinary Life and Annuity	59
Credit Life	59
Group Life and Annuity	60
Industrial Life	61
Summary of Financial Condition as of December 31, 2005	62
Life and Disability Insurers	62
Property and Casualty Insurers	76
Managed Care Organizations	97
Hospital and Professional Service Corporations	97
Hospital Trusts	97
Fraternal Benefit Societies	98
County Mutual Fire Companies	98
Title Companies	98
Summary of Business in Idaho for Calendar Year 2005	100
Life and Health Insurers	100
Property and Casualty Insurers	114
Lines of Business Key	134

2005 Business
Fire

COMPANY NAME	DIRECT PREMIUMS WRITTEN	MARKET SHARE	DIRECT PREMIUMS EARNED	DIRECT LOSSES INCURRED	LOSS RATIO	DIRECT DEFENSE & COST CONTAINMENT EXPENSE INCURRED
UNITED HERITAGE PROPERTY & CASUALTY CO	3,034,480	13.8%	2,778,402	600,549	21.6%	(3,519)
ALLIANZ GLOBAL RISKS US INS CO	1,885,442	8.6%	1,788,574	499,961	28.0%	40,426
FACTORY MUTUAL INS CO	1,489,502	6.8%	1,519,804	(773,961)	-50.9%	0
TRAVELERS INDEMNITY CO (THE)	1,199,093	5.5%	1,026,644	(950,721)	-92.6%	(18,461)
LUMBERMEN'S UNDERWRITING ALLIANCE	1,135,916	5.2%	610,829	6,358	1.0%	0
AMERICAN SECURITY INS CO	1,008,635	4.6%	978,446	63,170	6.5%	0
SAFECO INS CO OF AMERICA	895,259	4.1%	775,753	251,019	32.4%	1,142
AFFILIATED FM INS CO	867,155	3.9%	620,413	389,719	62.8%	0
NATIONAL CASUALTY CO	556,913	2.5%	594,823	306,097	51.5%	9,381
UNIVERSAL UNDERWRITERS INS CO	469,958	2.1%	420,067	174	0.0%	199
MUTUAL OF ENUMCLAW INS CO	456,166	2.1%	455,940	698,635	153.2%	13,238
FOREMOST INS CO	445,250	2.0%	398,462	38,279	9.6%	(32)
OREGON MUTUAL INS CO	431,985	2.0%	465,084	(3,141)	-0.7%	(504)
TRAVELERS PROPERTY CASUALTY CO OF AMERICA	414,359	1.9%	426,236	23,501	5.5%	(1,036)
EMPLOYERS MUTUAL CASUALTY CO	394,809	1.8%	414,010	17,957	4.3%	(3,333)
ST. PAUL FIRE AND MARINE INS CO	323,258	1.5%	221,903	(81,643)	-36.8%	(5,782)
UNIGARD INS CO	277,452	1.3%	302,159	(901)	-0.3%	(483)
AMERICAN GUARANTEE AND LIABILITY INS CO	260,151	1.2%	240,707	1,226	0.5%	0
LIBERTY MUTUAL FIRE INS CO	245,916	1.1%	177,472	3,378	1.9%	687
OKLAHOMA FARMERS UNION MUTUAL INS CO	231,115	1.1%	252,868	4,548	1.8%	14,612
ALL OTHERS (166)	5,971,884	27.2%	6,121,082	581,453	9.5%	(39,284)
TOTAL	21,994,698	100.0%	20,589,678	1,675,657	8.1%	7,231

Allied Lines

COMPANY NAME	DIRECT PREMIUMS WRITTEN	MARKET SHARE	DIRECT PREMIUMS EARNED	DIRECT LOSSES INCURRED	LOSS RATIO	DIRECT DEFENSE & COST CONTAINMENT EXPENSE INCURRED
FACTORY MUTUAL INS CO	4,450,098	18.8%	4,658,829	622,892	13.4%	0
FIREMAN'S FUND INS CO	2,820,845	11.9%	2,819,092	10,299	0.4%	854
FARMERS ALLIANCE MUTUAL INS CO	1,781,725	7.5%	1,781,974	824,374	46.3%	14,406
ACE PROPERTY AND CASUALTY INS CO	1,652,971	7.0%	1,652,971	557,040	33.7%	0
TRAVELERS INDEMNITY CO (THE)	713,549	3.0%	636,522	(104,593)	-16.4%	(35,076)
FARM BUREAU MUTUAL INS CO OF IDAHO	710,030	3.0%	710,030	478,980	67.5%	36,031
AMERICAN AGRI-BUSINESS INS CO	702,791	3.0%	702,791	909,998	129.5%	11,387
SAFECO INS CO OF AMERICA	688,532	2.9%	576,041	217,280	37.7%	3,542
ALLIANZ GLOBAL RISKS US INS CO	631,908	2.7%	694,895	169,790	24.4%	(22,809)
GREAT AMERICAN INS CO	530,023	2.2%	530,023	178,660	33.7%	19
AFFILIATED FM INS CO	449,639	1.9%	321,701	0	0.0%	0
CONTINENTAL CASUALTY CO	403,088	1.7%	331,056	193,861	58.6%	27,608

2005 Business
Allied Lines (continued)

COMPANY NAME	DIRECT PREMIUMS WRITTEN	MARKET SHARE	DIRECT PREMIUMS EARNED	DIRECT LOSSES INCURRED	LOSS RATIO	DIRECT DEFENSE & COST CONTAINMENT EXPENSE INCURRED
AGRI GENERAL INS CO	384,846	1.6%	384,846	139,214	36.2%	13,383
AMERICAN SECURITY INS CO	353,587	1.5%	350,104	(6,815)	-1.9%	0
WESTFIELD INS CO	343,671	1.5%	343,671	89,710	26.1%	314
STONINGTON INS CO	331,245	1.4%	330,140	63,585	19.3%	49
LUMBERMEN'S UNDERWRITING ALLIANCE	292,261	1.2%	158,662	1,438	0.9%	0
TRAVELERS PROPERTY CASUALTY CO OF AMERICA	267,961	1.1%	259,553	(33,335)	-12.8%	(2,061)
OREGON MUTUAL INS CO	265,149	1.1%	280,974	123,649	44.0%	(1,198)
MUTUAL OF ENUMCLAW INSURANCE COMPANY	262,542	1%	259,211	125,329	48.4%	2,796
ALL OTHERS (169)	5,584,880	23.6%	5,417,038	2,451,014	45.2%	5,640
TOTAL	23,621,341	100.0%	23,200,124	7,012,370	30.2%	54,895

Multiple Peril Crop

COMPANY NAME	DIRECT PREMIUMS WRITTEN	MARKET SHARE	DIRECT PREMIUMS EARNED	DIRECT LOSSES INCURRED	LOSS RATIO	DIRECT DEFENSE & COST CONTAINMENT EXPENSE INCURRED
ACE PROPERTY AND CASUALTY INS CO	12,190,227	29.3%	12,190,227	6,340,102	52.0%	0
AMERICAN AGRI-BUSINESS INS CO	8,914,925	21.4%	8,827,051	4,992,111	56.6%	0
RURAL COMMUNITY INS CO	4,794,182	11.5%	4,572,885	4,463,123	97.6%	0
STONINGTON INS CO	3,419,381	8.2%	3,416,759	813,808	23.8%	0
WESTFIELD INS CO	3,028,650	7.3%	2,777,534	2,380,587	85.7%	75,326
FARMERS ALLIANCE MUTUAL INS CO	2,806,842	6.7%	2,806,842	2,806,842	100.0%	0
AGRI GENERAL INS CO	1,709,902	4.1%	1,757,394	1,226,196	69.8%	0
FARM BUREAU MUTUAL INS CO OF IDAHO	1,328,296	3.2%	1,328,296	915,392	68.9%	0
GREAT AMERICAN INS CO OF NEW YORK	1,113,251	2.7%	1,081,384	1,081,467	99.1%	11,232
FIREMAN'S FUND INS CO	850,685	2.0%	850,685	44,154	5.2%	0
PRODUCERS AGRICULTURE INS CO	703,856	1.7%	703,856	157,517	22.4%	7,127
AUSTIN MUTUAL INS CO	293,255	0.7%	0	254,769	0.0%	0
HARTFORD CASUALTY INS CO	262,996	0.6%	227,699	147,539	64.8%	3,075
OCCIDENTAL FIRE & CASUALTY CO OF NORTH CAROLINA	125,918	0.3%	125,918	36,102	28.7%	0
HARTFORD INS CO OF THE MIDWEST	83,005	0.2%	69,148	28,004	40.5%	994
STATE FARM FIRE & CASUALTY CO	37,248	0.1%	37,248	10,252	27.5%	0
LIBERTY NORTHWEST INS CORP	2,645	0.0%	0	0	0.0%	0
MUTUAL OF ENUMCLAW INS CO	1,360	0.0%	1,549	0	0.0%	0
GUIDEONE SPECIALTY MUTUAL INS CO	(1,231)	0.0%	(1,231)	0	0.0%	0
GREENWICH INS CO	(3,735)	0.0%	(3,735)	617,957	-16545.0%	(35,416)
TOTAL	41,661,658	100.0%	40,779,509	26,315,922	64.5%	62,278

2005 Business
Federal Flood

COMPANY NAME	DIRECT PREMIUMS WRITTEN	MARKET SHARE	DIRECT PREMIUMS EARNED	DIRECT LOSSES INCURRED	LOSS RATIO	DIRECT DEFENSE & COST CONTAINMENT EXPENSE INCURRED
STATE FARM FIRE & CASUALTY CO	418,624	17.3%	413,546	0	0.0%	0
ALLSTATE INS CO	346,320	14.3%	326,464	53,440	16.4%	0
HARTFORD FIRE INS CO	345,621	14.3%	337,670	0	0.0%	0
FARMERS INS CO OF IDAHO	295,914	12.2%	266,345	0	0.0%	60
FIDELITY NATIONAL PROPERTY AND CASUALTY INS CO	240,888	10.0%	228,376	1,089	0.5%	425
AMERICAN BANKERS INS CO OF FLORIDA	204,596	8.5%	190,088	(12,318)	-6.5%	0
AMERICAN RELIABLE INS CO	131,900	5.5%	126,215	5,029	4.0%	798
STANDARD FIRE INS CO (THE)	126,286	5.2%	120,768	0	0.0%	0
USAA GENERAL INDEMNITY CO	100,812	4.2%	95,676	(30)	0.0%	(2)
SELECTIVE INS CO OF NEW YORK	69,547	2.9%	68,263	10,162	14.9%	755
LIBERTY MUTUAL FIRE INS CO	30,772	1.3%	31,208	(1,591)	-5.1%	(115)
NATIONWIDE MUTUAL FIRE INS CO	26,200	1.1%	25,742	38	0.1%	2
PHILADELPHIA INDEMNITY INS CO	24,437	1.0%	23,735	10,508	44.3%	320
AMERICAN FAMILY MUTUAL INS CO	16,742	0.7%	10,285	0	0.0%	0
AMERICAN HOME ASSURANCE CO	12,095	0.5%	10,260	565	5.5%	28
CENTURY-NATIONAL INS CO	5,425	0.2%	5,016	0	0.0%	0
AIG NATIONAL INS CO, INC.	5,087	0.2%	4,355	0	0.0%	0
NATIONAL INTERSTATE INS CO	4,035	0.2%	2,047	0	0.0%	0
TRADERS & PACIFIC INS CO	4,004	0.2%	2,538	1,179	46.5%	203
HARLEYSVILLE INS CO	3,893	0.2%	1,289	0	0.0%	0
ALL OTHERS (6)	5,771	0.2%	9,927	740	7.5%	12
TOTAL	2,418,969	100.0%	2,299,813	68,811	3.0%	2,486

Farmowners Multiple Peril

COMPANY NAME	DIRECT PREMIUMS WRITTEN	MARKET SHARE	DIRECT PREMIUMS EARNED	DIRECT LOSSES INCURRED	LOSS RATIO	DIRECT DEFENSE & COST CONTAINMENT EXPENSE INCURRED
FARM BUREAU MUTUAL INS CO OF IDAHO	17,068,735	43.2%	16,489,913	12,408,551	75.2%	539,662
NATIONWIDE MUTUAL INS CO	4,160,339	10.5%	4,094,362	4,891,829	119.5%	81,967
MUTUAL OF ENUJMCRAW INS CO	3,844,771	9.7%	3,871,423	1,411,478	36.5%	13,917
FARMERS ALLIANCE MUTUAL INS CO	1,717,786	4.3%	1,763,330	742,326	42.1%	67,110
UNITED HERITAGE PROPERTY & CASUALTY CO	1,656,012	4.2%	1,592,422	517,052	32.5%	(17,134)
UNIGARD INS CO	1,609,452	4.1%	1,610,471	897,620	55.7%	101,867
STATE FARM FIRE & CASUALTY CO	1,433,408	3.6%	1,452,698	425,677	29.3%	(96,189)
AMERICAN STATES INS CO	1,268,310	3.2%	1,370,161	(331,556)	-24.2%	(62,672)
NORTH PACIFIC INS CO	1,113,752	2.8%	968,867	366,953	37.9%	58,065
TRAVELERS INDEMNITY CO OF AMERICA (THE)	730,778	1.8%	834,542	222,699	26.7%	(4,825)
TRAVELERS INDEMNITY CO (THE)	615,354	1.6%	401,826	166,283	41.4%	9,353
GRANGE INS ASSOCIATION	576,386	1.5%	581,349	247,646	42.6%	1,826

2005 Business
Farmowners Multiple Peril (continued)

COMPANY NAME	DIRECT PREMIUMS WRITTEN	MARKET SHARE	DIRECT PREMIUMS EARNED	DIRECT LOSSES INCURRED	LOSS RATIO	DIRECT DEFENSE & COST CONTAINMENT EXPENSE INCURRED
ONEBEACON INS CO	521,063	1.3%	520,536	151,828	29.2%	(18,070)
OREGON MUTUAL INS CO	494,060	1.3%	417,689	300,099	71.8%	962
OKLAHOMA FARMERS UNION MUTUAL INS CO	409,771	1.0%	406,133	219,003	53.9%	20,410
CHARTER OAK FIRE INS CO (THE)	396,135	1.0%	370,075	186,382	50.4%	422
AMERICAN INS CO (THE)	356,848	0.9%	154,641	57,892	37.4%	1,912
TRAVELERS INDEMNITY CO OF CONNECTICUT (THE)	279,294	0.7%	192,613	154,363	80.1%	2,004
TRINITY UNIVERSAL INS CO OF KANSAS, INC.	235,064	0.6%	246,135	145,524	59.1%	4,359
INDEMNITY INS CO OF NORTH AMERICA	228,082	0.6%	214,879	134,057	62.4%	(3,346)
ALL OTHERS (35)	793,644	2.0%	888,890	(426,866)	-48.0%	(9,170)
TOTAL	39,509,044	100.0%	38,442,955	22,888,840	59.5%	692,430

Homeowners Multiple Peril

COMPANY NAME	DIRECT PREMIUMS WRITTEN	MARKET SHARE	DIRECT PREMIUMS EARNED	DIRECT LOSSES INCURRED	LOSS RATIO	DIRECT DEFENSE & COST CONTAINMENT EXPENSE INCURRED
STATE FARM FIRE & CASUALTY CO	33,323,936	17.9%	32,503,237	10,475,726	32.2%	626,000
FARMERS INS CO OF IDAHO	22,750,289	12.2%	22,747,510	6,286,393	27.6%	8,348
FARM BUREAU MUTUAL INS CO OF IDAHO	14,364,037	7.7%	13,850,461	8,474,218	61.2%	391,886
SAFECO INS CO OF AMERICA	11,921,805	6.4%	11,740,011	2,834,330	24.1%	(9,661)
ALLSTATE INDEMNITY CO	11,366,708	6.1%	9,674,300	5,260,406	54.4%	166,113
ALLSTATE INS CO	10,847,551	5.8%	11,317,439	4,008,556	35.4%	233,216
MUTUAL OF ENUMCLAW INS CO	8,970,662	4.8%	8,639,022	3,188,079	36.9%	45,130
UNITED HERITAGE PROPERTY & CASUALTY CO	4,998,344	2.7%	4,633,854	2,264,495	48.9%	130,486
UNITED SERVICES AUTOMOBILE ASSOCIATION	4,685,416	2.5%	4,499,119	1,642,692	36.5%	1,218
FOREMOST INS CO	4,187,614	2.3%	3,988,516	1,358,408	34.1%	14,367
ALLIED PROPERTY AND CASUALTY INS CO	4,159,526	2.2%	3,628,367	1,334,397	36.8%	25,634
LIBERTY MUTUAL FIRE INS CO	3,829,195	2.1%	3,760,186	1,226,648	32.6%	42,068
AMERICAN FAMILY MUTUAL INS CO	3,475,096	1.9%	2,678,822	1,300,461	48.5%	33,899
VIGILANT INS CO	3,220,671	1.7%	3,026,320	2,494,548	82.4%	147,027
GEM STATE INS CO	3,105,124	1.7%	3,044,968	1,298,718	42.7%	2,147
USAA CASUALTY INS CO	2,769,007	1.5%	2,588,302	831,960	32.1%	38,005
OREGON MUTUAL INS CO	2,450,840	1.3%	2,486,793	1,183,578	47.6%	(1,907)
AMCO INS CO	2,316,130	1.2%	2,128,927	705,413	33.1%	35,708
NORTH PACIFIC INS CO	1,891,149	1.0%	1,839,433	892,924	48.5%	6,109
AUTOMOBILE INS CO OF HARTFORD, CONNECTICUT (THE)	1,821,071	1.0%	1,572,790	935,136	59.5%	20,921
ALL OTHERS (114)	29,628,056	15.9%	28,558,755	15,452,709	54.1%	276,549
TOTAL	186,082,227	100.0%	178,907,132	73,449,795	41.1%	2,233,263

**2005 Business
Commercial Multiple Peril (Non-Liability Portion)**

COMPANY NAME	DIRECT PREMIUMS WRITTEN	MARKET SHARE	DIRECT PREMIUMS EARNED	DIRECT LOSSES INCURRED	LOSS RATIO	DIRECT DEFENSE & COST CONTAINMENT EXPENSE INCURRED
WESTERN COMMUNITY INS CO	7,481,953	9.4%	6,710,597	3,022,504	45.0%	150,490
CONTINENTAL CASUALTY CO	4,639,331	5.8%	4,493,043	1,540,639	34.3%	125,973
CONTINENTAL WESTERN INS CO	3,686,943	4.6%	3,906,717	3,133,796	80.2%	106,161
STATE FARM FIRE & CASUALTY CO	2,966,071	3.7%	3,008,198	513,568	17.1%	38,792
MARYLAND CASUALTY CO	2,751,323	3.5%	1,790,059	94,080	5.3%	(50,073)
ALLSTATE INS CO	2,708,384	3.4%	2,486,888	1,051,197	42.3%	17,008
CINCINNATI INS CO (THE)	2,686,514	3.4%	2,308,093	465,267	20.2%	(8,828)
FARMERS INS EXCHANGE	2,327,700	2.9%	2,219,787	564,914	25.4%	25,822
UNIGARD INS CO	2,292,969	2.9%	1,922,685	1,325,329	68.9%	52,355
HARTFORD CASUALTY INS CO	2,156,234	2.7%	2,168,840	434,796	20.0%	7,193
FARMERS INS CO OF IDAHO	2,116,514	2.7%	1,895,871	290,098	15.3%	(1,853)
AMERICAN ECONOMY INS CO	2,115,467	2.7%	2,268,071	1,360,566	60.0%	28,316
AMCO INS CO	1,977,296	2.5%	1,878,776	661,540	35.2%	13,193
CLARENDON NATIONAL INS CO	1,892,217	2.4%	2,460,311	839,089	34.1%	298,308
TRUCK INS EXCHANGE	1,817,051	2.3%	1,630,525	98,844	6.1%	(24,718)
AMERICAN STATES INS CO	1,760,003	2.2%	1,818,517	227,609	12.5%	10,305
CHARTER OAK FIRE INS CO (THE)	1,693,568	2.1%	1,366,855	616,429	45.1%	26,641
MUTUAL OF ENUMCLAW INS CO	1,663,766	2.1%	1,609,219	556,468	34.6%	21,642
TRAVELERS INDEMNITY CO (THE)	1,244,050	1.6%	1,055,760	259,107	24.5%	18,771
AMERICAN HALLMARK INS CO OF TEXAS	1,227,416	1.5%	284,073	132,037	50.0%	21,653
ALL OTHERS (191)	28,163,182	35.5%	25,935,184	10,686,380	41.2%	261,218
TOTAL	79,367,952	100.0%	73,198,069	27,874,257	38.1%	1,138,369

Commercial Multiple Peril (Liability Portion)

COMPANY NAME	DIRECT PREMIUMS WRITTEN	MARKET SHARE	DIRECT PREMIUMS EARNED	DIRECT LOSSES INCURRED	LOSS RATIO	DIRECT DEFENSE & COST CONTAINMENT EXPENSE INCURRED
IDAHO COUNTIES RISK MANAGEMENT PROGRAM, UNDERWRITERS	15,486,168	18.5%	15,485,258	5,447,783	35.2%	3,257,763
WESTERN COMMUNITY INS CO	13,394,560	16.0%	11,816,235	726,014	6.1%	463,161
CONTINENTAL WESTERN INS CO	5,388,555	6.4%	5,096,676	1,904,643	37.4%	644,392
CINCINNATI INS CO (THE)	2,709,132	3.2%	2,375,738	453,630	19.1%	416,816
CLARENDON NATIONAL INS CO	2,624,019	3.1%	3,285,799	679,668	20.7%	553,754
CONTINENTAL CASUALTY CO	2,511,675	3.0%	2,262,707	2,902,828	128.3%	1,516,122
TRAVELERS PROPERTY CASUALTY CO OF AMERICA	2,275,990	2.7%	2,267,897	2,148,439	94.7%	338,063
AMERICAN STATES INS CO	2,249,923	2.7%	2,413,419	(951,219)	-39.4%	(157,893)
AMCO INS CO	2,076,563	2.5%	1,915,639	1,309,113	68.3%	270,616
AMERICAN HALLMARK INS CO OF TEXAS	1,695,501	2.0%	395,007	167,879	42.5%	75,052
PHILADELPHIA INDEMNITY INS CO	1,684,471	2.0%	1,581,644	622,708	39.4%	182,284
STATE FARM FIRE & CASUALTY CO	1,682,943	2.0%	1,363,734	1,494,638	109.6%	755,651

2005 Business
Commercial Multiple Peril (Liability Portion) (Continued)

COMPANY NAME	DIRECT PREMIUMS WRITTEN	MARKET SHARE	DIRECT PREMIUMS EARNED	DIRECT LOSSES INCURRED	LOSS RATIO	DIRECT DEFENSE & COST CONTAINMENT EXPENSE INCURRED
UNIGARD INS CO	1,354,044	1.6%	1,155,500	967,687	83.7%	325,035
AMERICAN ECONOMY INS CO	1,312,478	1.6%	1,458,703	331,227	22.7%	8,089
ALLSTATE INS CO	1,144,627	1.4%	1,101,764	302,824	27.5%	112,239
FARMERS INS EXCHANGE	1,135,115	1.4%	1,107,395	1,117,010	100.9%	271,306
TRUCK INS EXCHANGE	1,101,044	1.3%	1,095,326	597,656	54.6%	245,465
MUTUAL OF ENUMCLAW INS CO	1,036,835	1.2%	983,139	(301,130)	-30.6%	(21,796)
FEDERAL INS CO	941,617	1.1%	908,331	1,358,153	149.5%	40,142
NORTH PACIFIC INS CO	931,886	1.1%	967,241	(20,964)	-2.2%	32,475
ALL OTHERS (196)	20,890,095	25.0%	21,152,190	8,321,708	39.3%	4,383,261
TOTAL	83,627,241	100.0%	80,189,342	29,580,295	36.9%	13,711,997

Mortgage Guaranty

COMPANY NAME	DIRECT PREMIUMS WRITTEN	MARKET SHARE	DIRECT PREMIUMS EARNED	DIRECT LOSSES INCURRED	LOSS RATIO	DIRECT DEFENSE & COST CONTAINMENT EXPENSE INCURRED
MORTGAGE GUARANTY INS CORP	7,474,996	27.9%	7,260,860	5,435,172	74.9%	7,470
GENWORTH MORTGAGE INS CORP	5,192,181	19.4%	4,897,016	727,098	14.8%	0
PMI MORTGAGE INS CO	4,055,616	15.1%	4,022,362	969,306	24.1%	11,415
RADIAN GUARANTY INC.	3,814,785	14.2%	3,155,128	513,203	16.3%	0
UNITED GUARANTY RESIDENTIAL INS CO	3,485,067	13.0%	3,456,193	312,025	9.0%	(29,719)
REPUBLIC MORTGAGE INS CO	2,122,640	7.9%	2,108,410	361,642	17.2%	24,865
CMG MORTGAGE INS CO	437,559	1.6%	429,416	26,150	6.1%	0
TRIAD GUARANTY INS CORP	202,467	0.8%	202,468	90,050	44.5%	0
COMMERCIAL LOAN INS CORP	31,146	0.1%	54,050	0	0.0%	0
GENWORTH RESIDENTIAL MORTGAGE INS CORP OF NORTH CAROLI	14,251	0.1%	4,162	0	0.0%	0
UNITED GUARANTY MORTGAGE INDEMNITY CO	613	0.0%	613	0	0.0%	0
MGIC INDEMNITY CORP	498	0.0%	535	(36,130)	-6753.3%	(1,320)
VEREX ASSURANCE, INC.	13	0.0%	19	0	0.0%	0
TOTAL	26,831,832	100.0%	25,591,232	8,398,516	32.8%	12,711

Ocean Marine

COMPANY NAME	DIRECT PREMIUMS WRITTEN	MARKET SHARE	DIRECT PREMIUMS EARNED	DIRECT LOSSES INCURRED	LOSS RATIO	DIRECT DEFENSE & COST CONTAINMENT EXPENSE INCURRED
FOREMOST INS CO	431,442	18.4%	452,103	125,683	27.8%	584
ST. PAUL FIRE AND MARINE INS CO	186,745	7.9%	163,087	294,779	180.7%	18,193
UNITED SERVICES AUTOMOBILE ASSOCIATION	180,032	7.7%	171,951	26,275	15.3%	(1,303)
CONTINENTAL INS CO (THE)	168,347	7.2%	287,833	(123,311)	-42.8%	(11,682)
MARKEL AMERICAN INS CO	148,076	6.3%	143,908	17,301	12.0%	(883)

2005 Business
Ocean Marine (continued)

COMPANY NAME	DIRECT PREMIUMS WRITTEN	MARKET SHARE	DIRECT PREMIUMS EARNED	DIRECT LOSSES INCURRED	LOSS RATIO	DIRECT DEFENSE & COST CONTAINMENT EXPENSE INCURRED
FEDERAL INS CO	130,618	5.6%	115,459	51,768	44.8%	6,076
AXIS REINS CO	120,530	5.1%	68,054	59,761	87.8%	2,120
NORTHERN ASSURANCE CO OF AMERICA (THE)	114,866	4.9%	96,111	53,549	55.7%	0
CONTINENTAL CASUALTY CO	96,764	4.1%	93,338	27,043	29.0%	2,052
ACE AMERICAN INS CO	85,995	3.7%	124,571	35,076	28.2%	840
INDEMNITY INS CO OF NORTH AMERICA	72,764	3.1%	100,156	(24,088)	-24.1%	2,766
USAA CASUALTY INS CO	70,441	3.0%	66,605	18,545	27.8%	512
FIREMAN'S FUND INS CO	67,976	2.9%	62,074	(1,500)	-2.4%	6,137
INS CO OF NORTH AMERICA	51,939	2.2%	55,479	(10,111)	-18.2%	(996)
STANDARD FIRE INS CO (THE)	46,900	2.0%	44,851	902	2.0%	(475)
HARTFORD FIRE INS CO	40,701	1.7%	52,116	(139,300)	-267.3%	22,776
RED SHIELD INS CO.	37,208	1.6%	31,794	560	1.8%	140
AMICA MUTUAL INS CO	30,541	1.3%	29,839	1,371	4.6%	650
NEW YORK MARINE AND GENERAL INS CO	29,329	1.2%	26,621	(28,946)	-108.7%	(1,965)
HARTFORD INS CO OF THE MIDWEST	18,803	0.8%	19,077	3,238	17.0%	(79)
ALL OTHERS (52)	219,664	9.3%	317,693	(165,699)	-52.2%	(5,116)
TOTAL	2,349,681	100.0%	2,522,720	222,896	8.8%	40,317

Inland Marine

COMPANY NAME	DIRECT PREMIUMS WRITTEN	MARKET SHARE	DIRECT PREMIUMS EARNED	DIRECT LOSSES INCURRED	LOSS RATIO	DIRECT DEFENSE & COST CONTAINMENT EXPENSE INCURRED
AMERICAN ZURICH INS CO	9,364,880	17.4%	909,882	145,548	16.0%	1
LIBERTY MUTUAL INS CO	3,820,009	7.1%	3,820,745	4,235,846	110.9%	(637)
FARM BUREAU MUTUAL INS CO OF IDAHO	2,721,470	5.0%	2,720,736	314,205	11.5%	1,329
ASSURANCE CO OF AMERICA	2,384,350	4.4%	2,326,169	205,088	8.8%	13,335
STATE FARM FIRE & CASUALTY CO	1,877,358	3.5%	1,829,930	789,906	43.2%	126,827
CONTINENTAL CASUALTY CO	1,739,076	3.2%	1,737,405	795,245	45.8%	(13)
TRAVELERS PROPERTY CASUALTY CO OF AMERICA	1,705,433	3.2%	1,512,938	261,335	17.3%	3,880
VOYAGER PROPERTY AND CASUALTY INS CO	1,665,421	3.1%	1,665,421	1,271,179	76.3%	0
FACTORY MUTUAL INS CO	1,605,656	3.0%	1,739,476	15,147	0.9%	257
WESTERN COMMUNITY INS CO	1,394,158	2.6%	1,282,047	781,964	61.0%	(1,043)
GREAT WEST CASUALTY CO	1,289,570	2.4%	1,223,172	528,579	43.2%	2,501
ALLSTATE INS CO	1,111,772	2.1%	1,131,660	347,066	30.7%	2,333
NATIONAL UNION FIRE INS CO OF PITTSBURGH, PA	1,110,638	2.1%	1,094,306	(7,115)	-0.7%	(473)
SAFECO INS CO OF AMERICA	1,081,139	2.0%	1,052,273	323,229	30.7%	(15,560)
FIREMAN'S FUND INS CO	1,030,024	1.9%	1,092,609	151,658	13.9%	20,469
AMERICAN STATES INS CO	1,025,287	1.9%	982,252	369,586	37.6%	(8,865)
MUTUAL OF ENUMICLAW INS CO	789,542	1.5%	805,427	236,384	29.3%	2,366

2005 Business
Inland Marine (continued)

COMPANY NAME	DIRECT PREMIUMS WRITTEN	MARKET SHARE	DIRECT PREMIUMS EARNED	DIRECT LOSSES INCURRED	LOSS RATIO	DIRECT DEFENSE & COST CONTAINMENT EXPENSE INCURRED
ARCH INS CO	778,225	1.4%	745,844	308,909	41.4%	(250)
XL INS AMERICA, INC.	748,523	1.4%	503,409	61,952	12.3%	0
CINCINNATI INS CO (THE)	713,197	1.3%	664,320	101,883	15.3%	0
ALL OTHERS (251)	16,009,957	29.7%	16,986,873	4,595,169	27.1%	(18,781)
TOTAL	53,965,685	100.0%	45,826,894	15,832,763	34.5%	127,666

Financial Guaranty

COMPANY NAME	DIRECT PREMIUMS WRITTEN	MARKET SHARE	DIRECT PREMIUMS EARNED	DIRECT LOSSES INCURRED	LOSS RATIO	DIRECT DEFENSE & COST CONTAINMENT EXPENSE INCURRED
RADIAN ASSET ASSURANCE INC.	2,933,743	43.3%	72,952	0	0.0%	0
FINANCIAL SECURITY ASSURANCE INC.	2,544,567	37.6%	369,419	0	0.0%	0
AMBAC ASSURANCE CORP	628,012	9.3%	936,802	0	0.0%	0
XL CAPITAL ASSURANCE INC.	254,392	3.8%	21,732	0	0.0%	0
MBIA INS CORP	215,600	3.2%	24,039	0	0.0%	0
FINANCIAL GUARANTY INS CO	196,639	2.9%	159,576	0	0.0%	0
AIG PREMIER INS CO	0	0.0%	0	0	0.0%	686
TOTAL	6,772,953	100.0%	1,584,520	0	0.0%	686

Medical Malpractice

COMPANY NAME	DIRECT PREMIUMS WRITTEN	MARKET SHARE	DIRECT PREMIUMS EARNED	DIRECT LOSSES INCURRED	LOSS RATIO	DIRECT DEFENSE & COST CONTAINMENT EXPENSE INCURRED
CONTINENTAL CASUALTY CO	11,186,091	38.3%	10,596,744	16,645,976	157.1%	4,682,079
MEDICAL INS EXCHANGE OF CALIFORNIA	9,282,250	31.7%	9,211,471	5,009,391	54.4%	1,461,644
NORTHWEST PHYSICIANS MUTUAL INS CO	3,798,097	13.0%	3,343,448	835,029	25.0%	723,129
MEDICAL PROTECTIVE CO	926,646	3.2%	715,212	149,500	20.9%	115,129
AMERICAN CASUALTY CO OF READING, PENNSYLVANIA	790,877	2.7%	725,675	177,814	24.5%	159,266
UTAH MEDICAL INS ASSOCIATION	700,005	2.4%	676,142	29,576	4.4%	38,178
PODIATRY INS CO OF AMERICA, A MUTUAL CO	474,775	1.6%	414,123	346,428	83.7%	162,511
DOCTORS' CO, AN INTERINS EXCHANGE (THE)	439,373	1.5%	410,035	563,556	137.4%	170,196
NCMIC INS CO	351,647	1.2%	330,229	(42,497)	-12.9%	(14,525)
CHICAGO INS CO	281,977	1.0%	305,560	(1,006,454)	-329.4%	283,809
PHYSICIANS INS A MUTUAL CO	266,598	0.9%	266,598	49,896	18.7%	151,924
NATIONAL UNION FIRE INS CO OF PITTSBURGH, PA	192,229	0.7%	178,495	69,709	39.1%	37,161
ACE AMERICAN INS CO	180,260	0.6%	142,677	67,010	47.0%	(8,250)
AMERICAN ALTERNATIVE INS CORP	87,457	0.3%	116,707	47,619	40.8%	5,402
CHURCH MUTUAL INS CO.	60,324	0.2%	36,430	40,101	110.1%	14,869
WASHINGTON CASUALTY CO	56,703	0.2%	38,247	(846,912)	-2214.3%	(463,746)

2005 Business
Medical Malpractice (continued)

COMPANY NAME	DIRECT PREMIUMS WRITTEN	MARKET SHARE	DIRECT PREMIUMS EARNED	DIRECT LOSSES INCURRED	LOSS RATIO	DIRECT DEFENSE & COST CONTAINMENT EXPENSE INCURRED
EXECUTIVE RISK INDEMNITY INC.	45,000	0.2%	41,254	40,956	99.3%	5,623
CINNINNATI INS CO (THE)	32,729	0.1%	30,061	1,798	6.0%	0
GRANITE STATE INS CO	24,605	0.1%	38,258	(29,961)	-78.3%	(6,199)
AMERICAN INS CO (THE)	20,928	0.1%	21,765	1,641	7.5%	185
ALL OTHERS (40)	41,353	0.1%	100,477	(2,102,553)	-2,092.6%	1,043,057
TOTAL	29,239,924	100.0%	27,739,608	20,047,623	72.3%	8,561,442

Earthquake

COMPANY NAME	DIRECT PREMIUMS WRITTEN	MARKET SHARE	DIRECT PREMIUMS EARNED	DIRECT LOSSES INCURRED	LOSS RATIO	DIRECT DEFENSE & COST CONTAINMENT EXPENSE INCURRED
STATE FARM FIRE & CASUALTY CO	302,338	16.2%	281,451	0	0.0%	0
ALLIANZ GLOBAL RISKS US INS CO	250,920	13.5%	293,265	0	0.0%	0
TRAVELERS INDEMNITY CO (THE)	193,299	10.4%	171,538	70,411	41.0%	1,173
UNITED SERVICES AUTOMOBILE ASSOCIATION	120,541	6.5%	111,472	(278)	-0.2%	0
AMERICAN INTERNATIONAL INS CO	74,290	4.0%	64,733	164	0.3%	8
VIGILANT INS CO	69,465	3.7%	62,486	0	0.0%	0
LUMBERMEN'S UNDERWRITING ALLIANCE	67,002	3.6%	34,814	0	0.0%	0
WESTPORT INS CORP	60,301	3.2%	69,128	0	0.0%	0
USAA CASUALTY INS CO	54,274	2.9%	46,940	(110)	-0.2%	0
AXIS REINS CO	47,970	2.6%	53,792	675	1.3%	27
INS CO OF THE WEST	42,191	2.3%	42,394	0	0.0%	0
FARMERS INS CO OF IDAHO	39,779	2.1%	33,430	0	0.0%	0
LIBERTY MUTUAL FIRE INS CO	38,406	2.1%	27,613	(37)	-0.1%	(4)
SAFECO INS CO OF AMERICA	32,181	1.7%	30,496	99	0.3%	20
TRADERS & PACIFIC INS CO	32,010	1.7%	20,290	9,999	49.3%	1,623
XL INS AMERICA, INC.	30,804	1.7%	12,431	1,038	8.4%	0
UNIVERSAL UNDERWRITERS INS CO	24,827	1.3%	25,822	0	0.0%	0
AMERICAN GUARANTEE AND LIABILITY INS CO	23,871	1.3%	15,392	0	0.0%	0
ALLSTATE INS CO	20,999	1.1%	46,308	(596)	-1.3%	1,188
ARCH INS CO	18,655	1.0%	6,080	2,874	47.3%	60
ALL OTHERS (87)	320,035	17.2%	356,414	(14,431)	-4.0%	1,148
TOTAL	1,864,158	100.0%	1,806,289	69,808	3.9%	5,243

2005 Business
Group Accident and Health

COMPANY NAME	DIRECT PREMIUMS WRITTEN	MARKET SHARE	DIRECT PREMIUMS EARNED	DIRECT LOSSES INCURRED	LOSS RATIO	DIRECT DEFENSE & COST CONTAINMENT EXPENSE INCURRED
CALIFORNIA INS CO	16,404,359	61.0%	16,404,359	2,561,638	15.6%	95,482
ACE AMERICAN INS CO	3,439,335	12.8%	3,309,591	2,826,358	85.4%	0
STATE FARM MUTUAL AUTOMOBILE INS CO	2,465,222	9.2%	2,465,222	1,902,357	77.2%	9,339
CONTINENTAL CASUALTY CO	1,572,065	5.9%	1,410,508	(345,509)	-24.5%	0
QBE INS CORP	1,261,194	4.7%	1,261,194	946,453	75.0%	4
ARCH INS CO	402,083	1.5%	402,083	87,892	21.9%	1,385
AMEX ASSURANCE CO	388,559	1.4%	391,135	7,865	2.0%	178
ZURICH AMERICAN INS CO	295,179	1.1%	282,359	178,426	63.2%	32,723
NATIONAL UNION FIRE INS CO OF PITTSBURGH, PA	291,379	1.1%	258,641	555,043	214.6%	14,893
BCS INS CO	103,583	0.4%	103,895	69,211	66.6%	0
CENTRAL STATES INDEMNITY CO OF OMAHA	81,989	0.3%	82,192	20,140	24.5%	0
FEDERAL INS CO	52,699	0.2%	38,858	1,396	3.6%	(1,731)
AMERICAN BANKERS INS CO OF FLORIDA	35,860	0.1%	35,898	(1,788)	-5.0%	(33)
SENTRY INS A MUTUAL CO	19,329	0.1%	11,579	0	0.0%	0
FAIRMONT PREMIER INS CO	18,223	0.1%	18,223	11,751	64.5%	2,008
AIG PREMIER INS CO	10,040	0.0%	10,119	10,322	102.0%	(304)
CLARENDON NATIONAL INS CO	9,644	0.0%	(4,497)	(235,052)	5226.9%	0
AMERICAN SENTINEL INS CO	9,093	0.0%	8,688	1,336	15.4%	0
SIRIUS AMERICA INS CO	7,108	0.0%	7,108	(340)	-4.8%	(24)
NATIONAL CASUALTY CO	3,354	0.0%	2,753	0	0.0%	0
ALL OTHERS	2,658	0.0%	3,703	28,989	782.9%	(6,607)
TOTAL	26,872,955	100.0%	26,503,611	8,626,488	32.5%	147,313

Credit Accident and Health (Group and Individual)

COMPANY NAME	DIRECT PREMIUMS WRITTEN	MARKET SHARE	DIRECT PREMIUMS EARNED	DIRECT LOSSES INCURRED	LOSS RATIO	DIRECT DEFENSE & COST CONTAINMENT EXPENSE INCURRED
AMERICAN BANKERS INS CO OF FLORIDA	817,252	49.6%	820,052	70,740	8.6%	(624)
AMERICAN SECURITY INS CO	662,145	40.1%	662,145	60,126	9.1%	0
CENTRAL STATES INDEMNITY CO OF OMAHA	147,820	9.0%	147,820	14,179	9.6%	0
STATE FARM MUTUAL AUTOMOBILE INS CO	22,332	1.4%	18,419	(1,665)	-9.0%	(114)
STONEBRIDGE CASUALTY INS CO	16,474	1.0%	16,474	4,187	25.4%	(292)
AMERICAN RELIABLE INS CO	82	0.0%	82	(31)	-37.8%	(2)
STANDARD GUARANTY INS CO	(16,781)	-1.0%	21,130	451	2.1%	0
TOTAL	1,649,324	100.0%	1,686,122	147,987	8.8%	(1,032)

**2005 Business
Collectively Renewable Accident and Health**

COMPANY NAME	DIRECT PREMIUMS WRITTEN	MARKET SHARE	DIRECT PREMIUMS EARNED	DIRECT LOSSES INCURRED	LOSS RATIO	DIRECT DEFENSE & COST CONTAINMENT EXPENSE INCURRED
AIG PREMIER INS CO	0	0.0%	0	(13)	0.0%	0
GOVERNMENT EMPLOYEES INS CO	0	0.0%	25	(15)	-60.0%	0
TOTAL	0	0.0%	25	(28)	-112.0%	0

Non-Cancellable Accident and Health

COMPANY NAME	DIRECT PREMIUMS WRITTEN	MARKET SHARE	DIRECT PREMIUMS EARNED	DIRECT LOSSES INCURRED	LOSS RATIO	DIRECT DEFENSE & COST CONTAINMENT EXPENSE INCURRED
CONTINENTAL CASUALTY CO	27	100.0%	27	0	0.0%	0
COMMERCIAL GUARANTY CASUALTY INS CO	0	0.0%	13,681	(2,616)	-19.1%	(222)
TOTAL	27	100.0%	13,708	(2,616)	-19.1%	(222)

Guaranteed Renewable Accident and Health

COMPANY NAME	DIRECT PREMIUMS WRITTEN	MARKET SHARE	DIRECT PREMIUMS EARNED	DIRECT LOSSES INCURRED	LOSS RATIO	DIRECT DEFENSE & COST CONTAINMENT EXPENSE INCURRED
STATE FARM MUTUAL AUTOMOBILE INS CO	2,483,798	67.9%	1,646,173	1,803,051	109.5%	16,848
CONTINENTAL CASUALTY CO	1,123,077	30.7%	(273,605)	1,000,304	-365.6%	0
AMERICAN STATES INS CO	29,751	0.8%	27,352	35,437	129.6%	0
AMERICAN FAMILY MUTUAL INS CO	18,803	0.5%	15,948	16,496	103.4%	0
TOTAL	3,655,429	100.0%	1,415,868	2,855,288	201.7%	16,848

Non-Renewable for Stated Reasons Only

COMPANY NAME	DIRECT PREMIUMS WRITTEN	MARKET SHARE	DIRECT PREMIUMS EARNED	DIRECT LOSSES INCURRED	LOSS RATIO	DIRECT DEFENSE & COST CONTAINMENT EXPENSE INCURRED
STATE FARM MUTUAL AUTOMOBILE INS CO	749,175	100.0%	731,525	454,060	62.1%	8,077
CONTINENTAL CASUALTY CO	0	0.0%	0	77	0.0%	0
TOTAL	749,175	100.0%	731,525	454,137	62.1%	8,077

Other Accident Only

COMPANY NAME	DIRECT PREMIUMS WRITTEN	MARKET SHARE	DIRECT PREMIUMS EARNED	DIRECT LOSSES INCURRED	LOSS RATIO	DIRECT DEFENSE & COST CONTAINMENT EXPENSE INCURRED
OLD REPUBLIC INS CO	50,908	97.3%	56,011	23,668	42.3%	0
AMERICAN HOME ASSURANCE CO	938	1.8%	728	32	4.4%	0
NATIONAL CASUALTY CO	491	0.9%	(190)	(200)	105.3%	0
AMERICAN AUTOMOBILE INS CO	0	0.0%	0	921	0.0%	0

2005 Business
Other Accident Only (continued)

COMPANY NAME	DIRECT PREMIUMS WRITTEN	MARKET SHARE	DIRECT PREMIUMS EARNED	DIRECT LOSSES INCURRED	LOSS RATIO	DIRECT DEFENSE & COST CONTAINMENT EXPENSE INCURRED
TIG INS CO	0	0.0%	0	3,158	0.0%	0
FEDERAL INS CO	0	0.0%	0	107	0.0%	0
STATE FARM MUTUAL AUTOMOBILE INS CO	0	0.0%	0	0	0.0%	8,077
TOTAL	52,337	100.0%	56,549	27,686	49.0%	8,077

All Other Accident and Health

COMPANY NAME	DIRECT PREMIUMS WRITTEN	MARKET SHARE	DIRECT PREMIUMS EARNED	DIRECT LOSSES INCURRED	LOSS RATIO	DIRECT DEFENSE & COST CONTAINMENT EXPENSE INCURRED
STATE FARM MUTUAL AUTOMOBILE INS CO	170,235	52.1%	168,684	83,755	49.7%	(102)
MARKEL INS CO	61,738	18.9%	34,537	9,768	28.3%	0
REPUBLIC WESTERN INS CO	30,618	9.4%	30,618	(56)	-0.2%	8,832
ARCH INS CO	29,145	8.9%	29,535	23,683	80.2%	(633)
CENTRAL STATES INDEMNITY CO OF OMAHA	17,612	5.4%	17,239	5,008	29.1%	0
AMERICAN BANKERS INS CO OF FLORIDA	15,980	4.9%	15,981	(56)	-0.4%	1
AMERICAN HARDWARE MUTUAL INS CO	1,440	0.4%	1,440	2,539	176.3%	0
ACE AMERICAN INS CO	286	0.1%	286	1,088	380.4%	0
TOTAL	327,054	100.0%	298,320	125,729	42.1%	8,098

Federal Employee Health Benefits Program Premium

COMPANY NAME	DIRECT PREMIUMS WRITTEN	MARKET SHARE	DIRECT PREMIUMS EARNED	DIRECT LOSSES INCURRED	LOSS RATIO	DIRECT DEFENSE & COST CONTAINMENT EXPENSE INCURRED
None	0	-	0	0	-	0

Workers' Compensation

COMPANY NAME	DIRECT PREMIUMS WRITTEN	MARKET SHARE	DIRECT PREMIUMS EARNED	DIRECT LOSSES INCURRED	LOSS RATIO	DIRECT DEFENSE & COST CONTAINMENT EXPENSE INCURRED
IDAHO STATE INS FUND	223,053,081	68.2%	217,632,618	146,258,864	67.2%	8,853,995
LIBERTY NORTHWEST INS CORP	41,122,242	12.6%	41,345,977	24,046,227	58.2%	1,491,138
ADVANTAGE WORKERS COMPENSATION INS CO	14,989,809	4.6%	15,091,160	6,665,617	44.3%	345,118
ASSOCIATED LOGGERS EXCHANGE	5,552,306	1.7%	5,534,148	3,544,674	64.1%	429,815
WORKERS COMPENSATION EXCHANGE	4,886,212	1.5%	4,886,212	4,244,864	86.9%	268,996
ZURICH AMERICAN INS CO	4,496,005	1.4%	4,563,006	3,873,050	84.9%	639,951
EMPLOYERS INS CO OF WAUSAU	2,894,287	0.9%	(3,966,489)	1,930,792	-48.7%	129,762
AMERICAN HOME ASSURANCE CO	2,638,467	0.8%	2,330,880	885,073	38.0%	5,869
INS CO OF THE STATE OF PENNSYLVANIA (THE)	2,240,712	0.7%	2,258,067	1,550,544	68.7%	79,972
LIBERTY INS CORP	2,210,833	0.7%	2,310,769	2,052,140	88.8%	122,481

2005 Business
Workers' Compensation (continued)

COMPANY NAME	DIRECT PREMIUMS WRITTEN	MARKET SHARE	DIRECT PREMIUMS EARNED	DIRECT LOSSES INCURRED	LOSS RATIO	DIRECT DEFENSE & COST CONTAINMENT EXPENSE INCURRED
OLD REPUBLIC INS CO	1,737,535	0.5%	1,164,109	896,568	77.0%	78,756
TRAVELERS INDEMNITY CO (THE)	1,584,703	0.5%	968,079	831,548	85.9%	52,105
TWIN CITY FIRE INS CO	1,412,874	0.4%	1,064,882	223,988	21.0%	33,074
LIBERTY MUTUAL INS CO	1,365,050	0.4%	1,331,723	1,066,084	80.1%	23,569
WAUSAU UNDERWRITERS INS CO	1,304,966	0.4%	1,376,338	758,754	55.1%	31,262
EMPLOYERS COMPENSATION INS CO	1,262,952	0.4%	1,167,014	641,172	54.9%	72,243
HARTFORD UNDERWRITERS INS CO	1,243,026	0.4%	992,202	(113,147)	-11.4%	2,691
SELECT MARKETS INS CO	1,140,832	0.3%	1,221,856	89,527	7.3%	68,601
CONTINENTAL CASUALTY CO	1,015,337	0.3%	980,739	652,129	66.5%	72,269
TRAVELERS PROPERTY CASUALTY CO OF AMERICA	934,620	0.3%	1,987,716	126,729	6.4%	6,184
ALL OTHERS (204)	10,073,338	3.1%	9,338,267	17,616,889	188.7%	1,356,731
TOTAL	327,159,187	100.0%	313,579,273	217,862,086	69.5%	14,164,582

Other Liability

COMPANY NAME	DIRECT PREMIUMS WRITTEN	MARKET SHARE	DIRECT PREMIUMS EARNED	DIRECT LOSSES INCURRED	LOSS RATIO	DIRECT DEFENSE & COST CONTAINMENT EXPENSE INCURRED
NATIONAL UNION FIRE INS CO OF PITTSBURGH, PA	8,784,356	8.5%	10,202,387	12,175,630	119.3%	889,837
CONTINENTAL CASUALTY CO	5,670,768	5.5%	6,159,136	44,690	0.7%	(3,650,891)
FEDERAL INS CO	3,744,228	3.6%	4,164,040	1,993,552	47.9%	683,491
ZURICH AMERICAN INS CO	3,563,631	3.4%	3,248,629	941,855	29.0%	2,496,170
CINCINNATI INS CO (THE)	3,362,184	3.2%	3,055,351	845,287	27.7%	118,718
AMERICAN STATES INS CO	3,098,121	3.0%	3,150,555	676,828	21.5%	291,309
ST. PAUL FIRE AND MARINE INS CO	2,615,246	2.5%	2,684,790	1,291,997	48.1%	288,041
EMPLOYERS MUTUAL CASUALTY CO	2,354,424	2.3%	2,416,350	1,008,921	41.8%	273,569
FARM BUREAU MUTUAL INS CO OF IDAHO	2,177,706	2.1%	2,065,891	2,151,314	104.1%	(56,954)
CALIFORNIA INS CO	2,021,183	2.0%	1,556,087	438,533	28.2%	44,696
STATE FARM FIRE & CASUALTY CO	1,992,961	1.9%	1,971,282	2,259,927	114.6%	(8,363)
INS CO OF THE STATE OF PENNSYLVANIA (THE)	1,843,696	1.8%	918,431	454,913	49.5%	69,865
TRAVELERS PROPERTY CASUALTY CO OF AMERICA	1,823,742	1.8%	1,451,440	445,537	30.7%	(4,952)
XL SPECIALTY INS CO	1,710,988	1.7%	1,753,683	369,342	21.1%	53,024
UNITED FIRE & CASUALTY CO	1,591,980	1.5%	1,504,128	(6,812)	-0.5%	(15,693)
CATERPILLAR INS CO	1,586,524	1.5%	849,087	543,680	64.0%	0
EXECUTIVE RISK INDEMNITY INC.	1,581,805	1.5%	1,647,420	463,686	28.1%	82,629
ARCH INS CO	1,573,061	1.5%	1,494,882	621,345	41.6%	64,486
ST. PAUL MERCURY INS CO	1,549,467	1.5%	1,502,357	1,649,625	109.8%	14,990
BCS INS CO	1,546,349	1.5%	1,400,585	529,493	37.8%	64,560
ALL OTHERS (313)	49,410,583	47.7%	45,809,828	23,998,540	52.4%	4,658,349
TOTAL	103,603,003	100.0%	99,006,339	52,897,883	53.4%	6,336,881

2005 Business
Product Liability

COMPANY NAME	DIRECT PREMIUMS WRITTEN	MARKET SHARE	DIRECT PREMIUMS EARNED	DIRECT LOSSES INCURRED	LOSS RATIO	DIRECT DEFENSE & COST CONTAINMENT EXPENSE INCURRED
FEDERAL INS CO	858,482	13.8%	817,657	(1,625,647)	-198.8%	(35,464)
UNITED FIRE & CASUALTY CO	767,930	12.3%	636,613	835,353	131.2%	523,674
AMERICAN GUARANTEE AND LIABILITY INS CO	703,970	11.3%	1,762,756	944,856	53.6%	79,963
CINCINNATI INS CO (THE)	483,860	7.8%	438,025	108,269	24.7%	18,569
SENTRY INS A MUTUAL CO	297,939	4.8%	286,668	188,458	65.7%	(10,205)
ZURICH AMERICAN INS CO	207,285	3.3%	361,246	234,268	64.8%	130,559
SENTRY SELECT INS CO	194,007	3.1%	177,636	76,763	43.2%	28,326
TRAVELERS PROPERTY CASUALTY CO OF AMERICA	187,844	3.0%	600,947	(38,195)	-6.4%	(167,072)
UNIVERSAL UNDERWRITERS INS CO	185,277	3.0%	152,535	98,249	64.4%	26,156
GENESIS INS CO	179,102	2.9%	175,465	(233,275)	-132.9%	(11,000)
OLD REPUBLIC INS CO	152,626	2.5%	95,463	(107,533)	-112.6%	164,431
EMPLOYERS MUTUAL CASUALTY CO	149,414	2.4%	146,156	8,550	5.8%	14,603
FEDERATED MUTUAL INS CO	141,609	2.3%	169,378	(594,767)	-351.1%	(282,474)
TWIN CITY FIRE INS CO	130,026	2.1%	127,663	28,157	22.1%	320,332
ACE AMERICAN INS CO	119,940	1.9%	101,928	82,733	81.2%	40,212
GRANITE STATE INS CO	119,674	1.9%	122,026	52,364	42.9%	7,147
CORNHUSKER CASUALTY CO	109,911	1.8%	94,932	6,091	6.4%	1,096
CLARENDON NATIONAL INS CO	85,531	1.4%	87,644	52,749	60.2%	0
OREGON MUTUAL INS CO	84,696	1.4%	84,809	(41,340)	-48.7%	(76,737)
LIBERTY MUTUAL FIRE INS CO	61,627	1.0%	136,713	(53,285)	-39.0%	(58,014)
ALL OTHERS	1,007,208	16.2%	1,299,625	6,849,264	527.0%	2,133,579
TOTAL	6,227,958	100.0%	7,875,885	6,872,082	87.3%	2,847,681

Private Passenger Auto No-Fault (Personal Injury Protection)

COMPANY NAME	DIRECT PREMIUMS WRITTEN	MARKET SHARE	DIRECT PREMIUMS EARNED	DIRECT LOSSES INCURRED	LOSS RATIO	DIRECT DEFENSE & COST CONTAINMENT EXPENSE INCURRED
MUTUAL OF ENUMCLAW INS CO	939,273	82.0%	966,601	459,580	47.5%	76,162
ENUMCLAW PROPERTY AND CASUALTY INS CO	133,757	11.7%	107,204	86,292	80.5%	5,498
CASUALTY UNDERWRITERS INS CO	40,529	3.5%	41,327	(26,389)	-63.9%	8,696
NORTH PACIFIC INS CO	30,307	2.6%	30,908	23,660	76.5%	178
LIBERTY NORTHWEST INS CORP	2,013	0.2%	942	194	20.6%	0
OREGON MUTUAL INS CO	190	0.0%	244	5,003	2050.4%	1
OREGON AUTOMOBILE INS CO	115	0.0%	129	23	17.8%	0
HARTFORD UNDERWRITERS INS CO	19	0.0%	18	2	11.1%	0
PROGRESSIVE DIRECT INS CO	0	0.0%	0	14,619	0.0%	488
LIBERTY MUTUAL FIRE INS CO	0	0.0%	0	3,175	0.0%	225
WESTERN PROTECTORS INS CO	0	0.0%	0	5	0.0%	0
GEICO CASUALTY CO	0	0.0%	0	10	0.0%	0
TRAVELERS INDEMNITY CO OF AMERICA (THE)	0	0.0%	0	(1,500)	0.0%	0

NAIC Data Current as of July 1, 2006

2005 Business
Private Passenger Auto No-Fault (Personal Injury Protection) (continued)

COMPANY NAME	DIRECT PREMIUMS WRITTEN	MARKET SHARE	DIRECT PREMIUMS EARNED	DIRECT LOSSES INCURRED	LOSS RATIO	DIRECT DEFENSE & COST CONTAINMENT EXPENSE INCURRED
UNITED STATES FIDELITY AND GUARANTY CO	0	0.0%	0	197	0.0%	0
UNIGARD INDEMNITY CO	0	0.0%	(1)	0	0.0%	0
GOVERNMENT EMPLOYEES INS CO	0	0.0%	0	12,539	0.0%	1,113
AMEX ASSURANCE CO	0	0.0%	0	(7,087)	0.0%	157
FIDELITY AND GUARANTY INS UNDERWRITERS, INC.	0	0.0%	0	407	0.0%	(1)
TIG INS CO	0	0.0%	1,167	0	0.0%	0
ST. PAUL MERCURY INS CO	0	0.0%	0	14	0.0%	(1)
ALL OTHERS (13)	(122)	0.0%	(53)	75,781	-142983.0%	13,234
TOTAL	1,146,081	100.0%	1,148,486	646,525	56.3%	105,730

Other Private Passenger Auto Liability

COMPANY NAME	DIRECT PREMIUMS WRITTEN	MARKET SHARE	DIRECT PREMIUMS EARNED	DIRECT LOSSES INCURRED	LOSS RATIO	DIRECT DEFENSE & COST CONTAINMENT EXPENSE INCURRED
STATE FARM MUTUAL AUTOMOBILE INS CO	51,142,048	14.0%	50,981,081	27,067,010	53.1%	238,826
FARMERS INS CO OF IDAHO	37,651,598	10.3%	36,394,479	23,347,716	64.2%	1,550,924
FARM BUREAU MUTUAL INS CO OF IDAHO	36,448,045	10.0%	36,266,222	21,440,387	59.1%	1,006,456
SAFECO INS CO OF AMERICA	21,229,917	5.8%	20,927,238	11,164,709	53.4%	921,616
ALLSTATE INS CO	19,917,828	5.5%	20,491,907	9,419,253	46.0%	667,683
PROGRESSIVE NORTHWESTERN INS CO	19,823,673	5.4%	19,361,440	9,912,484	51.2%	421,333
MID-CENTURY INS CO	13,357,193	3.7%	13,368,020	9,622,365	72.0%	551,946
GEICO GENERAL INS CO	10,247,217	2.8%	9,680,956	7,178,154	74.1%	189,391
PROGRESSIVE DIRECT INS CO	9,226,117	2.5%	8,760,469	5,465,575	62.4%	262,186
ALLSTATE PROPERTY AND CASUALTY INS CO	9,057,773	2.5%	8,753,942	7,044,579	80.5%	626,170
ALLSTATE INDEMNITY CO	8,938,215	2.5%	8,957,902	4,491,051	50.1%	363,416
AMERICAN FAMILY MUTUAL INS CO	7,844,330	2.2%	7,131,728	4,410,896	61.8%	136,489
MUTUAL OF ENUMCLAW INS CO	7,280,535	2.0%	7,462,512	2,715,905	36.4%	118,942
GUARANTY NATIONAL INS CO	6,792,948	1.9%	8,343,183	5,691,792	68.2%	92,637
UNITED SERVICES AUTOMOBILE ASSOCIATION	5,827,364	1.6%	5,737,726	4,565,282	79.6%	176,378
GEICO INDEMNITY CO	5,684,868	1.6%	5,537,065	4,028,149	72.7%	103,181
LIBERTY MUTUAL FIRE INS CO	5,223,538	1.4%	5,060,606	2,965,994	58.6%	288,641
NATIONWIDE MUTUAL INS CO	4,695,039	1.3%	4,628,486	3,146,258	68.0%	89,462

2005 Business
Other Private Passenger Auto Liability (continued)

COMPANY NAME	DIRECT PREMIUMS WRITTEN	MARKET SHARE	DIRECT PREMIUMS EARNED	DIRECT LOSSES INCURRED	LOSS RATIO	DIRECT DEFENSE & COST CONTAINMENT EXPENSE INCURRED
USAA CASUALTY INS CO	4,651,245	1.3%	4,562,903	3,577,439	78.4%	152,413
GOVERNMENT EMPLOYEES INS CO	4,418,920	1.2%	4,251,961	1,799,535	42.3%	(48,860)
ALL OTHERS (168)	74,547,917	20.5%	73,017,025	44,828,903	61.4%	1,402,313
TOTAL	364,006,328	100.0%	359,676,851	213,883,436	59.5%	9,311,553

Commercial Auto No-Fault (Personal Injury Protection)

COMPANY NAME	DIRECT PREMIUMS WRITTEN	MARKET SHARE	DIRECT PREMIUMS EARNED	DIRECT LOSSES INCURRED	LOSS RATIO	DIRECT DEFENSE & COST CONTAINMENT EXPENSE INCURRED
MUTUAL OF ENUMCLAW INS CO	226,088	97.0%	231,997	28,485	12.3%	20,150
CLARENDON NATIONAL INS CO	7,716	3.3%	1,048	(898,294)	-85715.1%	0
ZURICH AMERICAN INS CO	852	0.4%	996	183	18.4%	12
INS CORP OF HANNOVER	377	0.2%	143	0	0.0%	0
STATE NATIONAL INS CO, INC.	303	0.1%	(17)	0	0.0%	0
VANLINER INS CO	269	0.1%	215	22	10.2%	3
NORTHLAND INS CO	128	0.1%	128	13	10.2%	1
LINCOLN GENERAL INS CO	19	0.0%	148	0	0.0%	0
UNIGARD INS CO	1	0.0%	0	(2)	0.0%	0
NORTH RIVER INS CO (THE)	0	0.0%	0	(17)	0.0%	(4)
MARYLAND CASUALTY CO	0	0.0%	0	(42)	0.0%	(3)
AMERICAN STATES INS CO	0	0.0%	0	480	0.0%	0
AXA RE PROPERTY AND CASUALTY INS CO	0	0.0%	11	42	381.8%	0
LUMBERMEN'S UNDERWRITING ALLIANCE	0	0.0%	0	(31)	0.0%	(11)
UNITED STATES FIDELITY AND GUARANTY CO	0	0.0%	0	5	0.0%	9
FIREMAN'S FUND INS CO	0	0.0%	0	3	0.0%	0
STATE FARM MUTUAL AUTOMOBILE INS CO	0	0.0%	0	213	0.0%	0
GENERAL INS CO OF AMERICA	0	0.0%	0	(607)	0.0%	0
COMMERCIAL GUARANTY CASUALTY INS CO	0	0.0%	0	7	0.0%	3
LANCER INS CO	0	0.0%	0	11	0.0%	1
ALL OTHERS (8)	(2,615)	-1.1%	(350)	1,724	-492.6%	131
TOTAL	233,138	100.0%	234,319	(867,805)	-370.4%	20,292

Other Commercial Auto Liability

COMPANY NAME	DIRECT PREMIUMS WRITTEN	MARKET SHARE	DIRECT PREMIUMS EARNED	DIRECT LOSSES INCURRED	LOSS RATIO	DIRECT DEFENSE & COST CONTAINMENT EXPENSE INCURRED
PROGRESSIVE CASUALTY INS CO	6,334,014	6.6%	6,087,129	3,254,531	53.5%	260,689
GREAT WEST CASUALTY CO	5,904,484	6.2%	5,694,709	4,737,727	83.2%	7,821
WESTERN COMMUNITY INS CO	5,607,270	5.9%	5,221,552	1,959,825	37.5%	115,086

2005 Business
Other Commercial Auto Liability (continued)

COMPANY NAME	DIRECT PREMIUMS WRITTEN	MARKET SHARE	DIRECT PREMIUMS EARNED	DIRECT LOSSES INCURRED	LOSS RATIO	DIRECT DEFENSE & COST CONTAINMENT EXPENSE INCURRED
CONTINENTAL WESTERN INS CO	4,293,194	4.5%	4,304,644	3,944,833	91.6%	382,818
NORTHLAND INS CO	3,338,549	3.5%	3,093,283	3,513,700	113.6%	238,939
CINCINNATI INS CO (THE)	2,874,946	3.0%	2,587,225	897,453	34.7%	78,052
CONTINENTAL CASUALTY CO	2,755,764	2.9%	2,835,422	1,988,314	70.1%	353,141
MUTUAL OF ENUMICLAW INS CO	2,734,977	2.9%	2,782,518	1,695,830	60.9%	76,465
UNIGARD INS CO	2,414,464	2.5%	2,253,152	2,710,245	120.3%	401,797
SENTRY SELECT INS CO	2,325,916	2.4%	2,389,632	2,058,322	86.1%	293,646
TRAVELERS PROPERTY CASUALTY CO OF AMERICA	2,300,665	2.4%	2,063,074	316,020	15.3%	60,168
AMERICAN STATES PREFERRED INS CO	2,022,664	2.1%	2,299,162	686,867	29.9%	54,307
STATE FARM MUTUAL AUTOMOBILE INS CO	1,936,327	2.0%	1,881,415	356,456	18.9%	15,752
CLARENDON NATIONAL INS CO	1,899,482	2.0%	2,332,159	439,405	18.8%	118,613
NATIONWIDE MUTUAL INS CO	1,842,512	1.9%	1,690,097	984,536	58.3%	151,812
AMERICAN STATES INS CO	1,714,746	1.8%	1,838,748	923,984	50.3%	104,689
CANAL INS CO	1,601,623	1.7%	1,614,661	1,039,064	64.4%	210,655
EMPLOYERS MUTUAL CASUALTY CO	1,543,307	1.6%	1,590,813	1,502,392	94.4%	117,168
FARMERS INS EXCHANGE	1,452,296	1.5%	1,447,388	486,798	33.6%	56,399
WILSHIRE INS CO	1,448,630	1.5%	1,443,875	2,019,183	139.8%	514,841
ALL OTHERS (237)	39,032,327	40.9%	40,601,717	17,289,752	42.6%	2,804,820
TOTAL	95,378,157	100.0%	96,052,375	52,805,237	55.0%	6,417,678

Private Passenger Auto Physical Damage

COMPANY NAME	DIRECT PREMIUMS WRITTEN	MARKET SHARE	DIRECT PREMIUMS EARNED	DIRECT LOSSES INCURRED	LOSS RATIO	DIRECT DEFENSE & COST CONTAINMENT EXPENSE INCURRED
STATE FARM MUTUAL AUTOMOBILE INS CO	38,698,078	14.3%	38,041,900	21,042,064	55.3%	4,254
FARM BUREAU MUTUAL INS CO OF IDAHO	30,324,422	11.2%	30,931,476	16,176,550	52.3%	215,001
FARMERS INS CO OF IDAHO	29,476,197	10.9%	30,357,951	15,171,341	50.0%	52,835
ALLSTATE INS CO	17,806,642	6.6%	18,040,661	7,032,310	39.0%	20,196
SAFECO INS CO OF AMERICA	14,755,500	5.4%	15,171,735	7,534,048	49.7%	80,452
PROGRESSIVE NORTHWESTERN INS CO	11,023,522	4.1%	10,891,292	5,375,992	49.4%	11,025
ALLSTATE PROPERTY AND CASUALTY INS CO	10,647,850	3.9%	10,150,476	3,891,781	38.3%	8,978
GEICO GENERAL INS CO	7,504,068	2.8%	7,338,467	3,979,956	54.2%	9,394
UNITED SERVICES AUTOMOBILE ASSOCIATION	6,397,935	2.4%	6,243,831	2,854,299	45.7%	(544)
ALLSTATE INDEMNITY CO	5,971,260	2.2%	5,936,711	2,358,210	39.7%	(14,298)
PROGRESSIVE DIRECT INS CO	5,069,118	1.9%	4,783,608	3,217,121	67.3%	14,633
MUTUAL OF ENUMICLAW INS CO	4,856,983	1.8%	4,928,118	2,361,149	47.9%	174,005
MID-CENTURY INS CO	4,598,969	1.7%	4,666,490	2,226,327	47.7%	4,677
AMERICAN FAMILY MUTUAL INS CO	4,597,575	1.7%	4,117,651	2,936,110	71.3%	(3,474)
LIBERTY MUTUAL FIRE INS CO	4,581,789	1.7%	4,438,927	1,847,796	41.6%	13,616
USAA CASUALTY INS CO	4,518,745	1.7%	4,398,229	1,953,604	44.4%	442

2005 Business
Private Passenger Auto Physical Damage (continued)

COMPANY NAME	DIRECT PREMIUMS WRITTEN	MARKET SHARE	DIRECT PREMIUMS EARNED	DIRECT LOSSES INCURRED	LOSS RATIO	DIRECT DEFENSE & COST CONTAINMENT EXPENSE INCURRED
NATIONWIDE MUTUAL INS CO	3,740,005	1.4%	3,816,568	1,703,335	44.6%	13,020
GOVERNMENT EMPLOYEES INS CO	3,661,903	1.4%	3,672,439	1,630,562	44.4%	(3,712)
GEICO INDEMNITY CO	3,563,317	1.3%	3,531,384	1,718,196	48.7%	(3,800)
HARTFORD INS CO OF THE MIDWEST	3,276,462	1.2%	3,333,225	1,329,880	39.9%	5,488
ALL OTHERS (163)	56,061,959	20.7%	55,288,066	25,142,404	45.5%	271,905
TOTAL	271,132,299	100.0%	270,079,205	131,483,035	48.7%	874,093

Commercial Auto Physical Damage

COMPANY NAME	DIRECT PREMIUMS WRITTEN	MARKET SHARE	DIRECT PREMIUMS EARNED	DIRECT LOSSES INCURRED	LOSS RATIO	DIRECT DEFENSE & COST CONTAINMENT EXPENSE INCURRED
STATE FARM MUTUAL-AUTOMOBILE INS CO	3,630,080	8.0%	3,508,947	1,406,995	40.1%	3,522
GREAT WEST CASUALTY CO	2,975,061	6.5%	2,788,068	1,520,433	54.5%	5,382
WESTERN COMMUNITY INS CO	2,717,776	6.0%	2,599,043	1,576,460	60.7%	18,890
PROGRESSIVE CASUALTY INS CO	2,684,570	5.9%	2,498,162	1,106,921	44.3%	7,655
CONTINENTAL WESTERN INS CO	1,803,474	4.0%	1,755,718	1,262,014	71.9%	16,317
MUTUAL OF ENUMCLAW INS CO	1,613,387	3.5%	1,650,605	691,040	41.9%	138,779
NORTHLAND INS CO	1,573,040	3.5%	1,471,239	727,254	49.4%	(17,685)
BALBOA INS CO	1,497,441	3.3%	1,243,369	365,218	29.4%	515
CLARENDON NATIONAL INS CO	1,136,018	2.5%	1,325,084	406,742	30.7%	33,558
UNIGARD INS CO	1,133,672	2.5%	1,101,441	655,523	59.5%	16,218
CINCINNATI INS CO (THE)	1,106,307	2.4%	1,048,873	554,513	52.9%	(10,160)
UNIVERSAL UNDERWRITERS INS CO	1,050,881	2.3%	1,030,745	167,759	16.3%	495
AMERICAN HARDWARE MUTUAL INS CO	941,653	2.1%	841,795	87,908	10.4%	338
TRAVELERS PROPERTY CASUALTY CO OF AMERICA	852,311	1.9%	768,441	109,840	14.3%	12,979
FARMERS INS EXCHANGE	825,522	1.8%	821,643	197,385	24.0%	674
TRUCK INS EXCHANGE	792,997	1.7%	714,339	238,904	33.4%	(394)
CUMIS INS SOCIETY, INC.	790,063	1.7%	663,037	320,797	48.4%	246
SENTRY SELECT INS CO	785,697	1.7%	891,129	351,888	39.5%	15,579
NATIONWIDE MUTUAL INS CO	765,546	1.7%	691,681	312,635	45.2%	2,770
AMERICAN STATES PREFERRED INS CO	746,494	1.6%	813,725	441,014	54.2%	3,020
ALL OTHERS (212)	16,072,488	35.3%	16,481,278	5,687,257	34.5%	164,789
TOTAL	45,494,478	100.0%	44,708,362	18,188,500	40.7%	413,547

2005 Business Aircraft

COMPANY NAME	DIRECT PREMIUMS WRITTEN	MARKET SHARE	DIRECT PREMIUMS EARNED	DIRECT LOSSES INCURRED	LOSS RATIO	DIRECT DEFENSE & COST CONTAINMENT EXPENSE INCURRED
NATIONAL UNION FIRE INS CO OF PITTSBURGH, PA	3,360,463	24.7%	2,833,954	563,696	19.9%	59,543
XL SPECIALTY INS CO	1,545,908	11.4%	1,622,632	(1,011,399)	-62.3%	(28,301)
OLD REPUBLIC INS CO	1,385,156	10.2%	1,310,003	1,873,646	143.0%	113,885
INS CO OF THE STATE OF PENNSYLVANIA (THE)	1,127,119	8.3%	1,040,683	495,118	47.6%	43,138
U.S. SPECIALTY INS CO	828,956	6.1%	876,688	554,323	63.2%	(145,123)
NATIONAL INDEMNITY CO	795,828	5.8%	722,381	(8,085)	-1.1%	(368)
AMERICAN ALTERNATIVE INS CORP	749,564	5.5%	663,188	217,130	32.7%	1,527
ZURICH AMERICAN INS CO	530,187	3.9%	590,534	84,327	14.3%	23,062
LIBERTY MUTUAL INS CO	489,010	3.6%	630,013	77,793	12.3%	33,391
ACE AMERICAN INS CO	489,008	3.6%	489,008	(2,375)	-0.5%	(71)
HARTFORD FIRE INS CO	434,430	3.2%	509,677	83,253	16.3%	37,966
AVEMCO INS CO	407,487	3.0%	400,569	69,213	17.3%	36,287
AMERICAN NATIONAL PROPERTY AND CASUALTY CO	354,233	2.6%	358,143	51,897	14.5%	0
ACE PROPERTY AND CASUALTY INS CO	277,926	2.0%	256,219	128,594	50.2%	38,601
NATIONAL LIABILITY & FIRE INS CO	244,518	1.8%	314,975	36,049	11.4%	3,184
GENERAL REINS CORP	244,504	1.8%	315,003	103,336	32.8%	4,690
NORTH AMERICAN SPECIALTY INS CO	185,636	1.4%	230,908	9,712	4.2%	(12,028)
TOKIO MARINE & NICHIDO FIRE INS CO., LTD.	153,890	1.1%	157,024	19,996	12.7%	5,917
mitsui SUMITOMO INS CO OF AMERICA	123,912	0.9%	125,755	51,215	40.7%	9,630
CLARENDON NATIONAL INS CO	16,630	0.1%	19,134	(1,862)	-9.7%	0
ALL OTHERS (22)	(138,127)	-1.0%	72,406	(280,144)	-386.9%	(75,711)
TOTAL	13,606,238	100.0%	13,538,897	3,115,433	23.0%	149,219

Fidelity

COMPANY NAME	DIRECT PREMIUMS WRITTEN	MARKET SHARE	DIRECT PREMIUMS EARNED	DIRECT LOSSES INCURRED	LOSS RATIO	DIRECT DEFENSE & COST CONTAINMENT EXPENSE INCURRED
CUMIS INS SOCIETY, INC.	625,955	22.6%	612,420	418,271	68.3%	859
NATIONAL UNION FIRE INS CO OF PITTSBURGH, PA	354,231	12.8%	430,248	(9,732)	-2.3%	(724)
FEDERAL INS CO	349,073	12.6%	360,350	174,177	48.3%	10,910
TRAVELERS CASUALTY AND SURETY CO OF AMERICA	233,907	8.4%	277,089	44,497	16.1%	(1,012)
WESTERN SURETY CO	189,141	6.8%	181,222	172	0.1%	143
FIDELITY AND DEPOSIT CO OF MARYLAND	156,435	5.6%	160,659	498,038	310.0%	8,794
EXECUTIVE RISK INDEMNITY INC.	138,125	5.0%	136,009	(19,222)	-14.1%	(3,282)
HARTFORD FIRE INS CO	104,699	3.8%	88,570	7,396	8.4%	(45)
PROGRESSIVE CASUALTY INS CO	96,542	3.5%	114,887	(2,632)	-2.3%	(2,507)
ST. PAUL MERCURY INS CO	93,971	3.4%	38,851	7,495	19.3%	1,644
ST. PAUL FIRE AND MARINE INS CO	60,573	2.2%	38,450	(6,296)	-16.4%	(1,272)
UNIVERSAL UNDERWRITERS INS CO	58,023	2.1%	50,651	1,622	3.2%	427
ZURICH AMERICAN INS CO	53,450	1.9%	62,487	7,196	11.5%	725

2005 Business
Fidelity (Continued)

COMPANY NAME	DIRECT PREMIUMS WRITTEN	MARKET SHARE	DIRECT PREMIUMS EARNED	DIRECT LOSSES INCURRED	LOSS RATIO	DIRECT DEFENSE & COST CONTAINMENT EXPENSE INCURRED
CINCINNATI INS CO (THE)	30,791	1.1%	34,962	0	0.0%	0
GREAT AMERICAN INS CO	27,979	1.0%	96,074	510,200	531.0%	126,861
CONTINENTAL CASUALTY CO	26,633	1.0%	26,823	5,868	21.9%	0
CONTINENTAL INS CO (THE)	26,457	1.0%	18,881	0	0.0%	0
FEDERATED MUTUAL INS CO	20,931	0.8%	22,590	(20)	-0.1%	(101)
OLD REPUBLIC SURETY CO	19,952	0.7%	21,773	(119)	-0.5%	(300)
NATIONWIDE MUTUAL INS CO	18,892	0.7%	21,494	28,483	132.5%	11,339
ALL OTHERS (85)	86,765	3.1%	204,300	(12,132)	-5.9%	(7,241)
TOTAL	2,772,525	100.0%	2,998,790	1,653,262	55.1%	145,218

Surety

COMPANY NAME	DIRECT PREMIUMS WRITTEN	MARKET SHARE	DIRECT PREMIUMS EARNED	DIRECT LOSSES INCURRED	LOSS RATIO	DIRECT DEFENSE & COST CONTAINMENT EXPENSE INCURRED
TRAVELERS CASUALTY AND SURETY CO OF AMERICA	3,230,351	20.3%	2,656,165	558,730	21.0%	65,141
SAFECO INS CO OF AMERICA	2,165,533	13.6%	1,918,021	(288,451)	-15.0%	155,813
WESTERN SURETY CO	1,708,620	10.7%	1,540,852	348,221	22.6%	44,715
LIBERTY MUTUAL INS CO	1,154,988	7.2%	1,177,510	(123,432)	-10.5%	(37,615)
INS CO OF THE WEST	863,543	5.4%	798,581	2,574	0.3%	95,992
FIDELITY AND DEPOSIT CO OF MARYLAND	575,215	3.6%	502,621	(11,779)	-2.3%	(536)
GREAT AMERICAN INS CO	350,861	2.2%	386,998	123,855	32.0%	6,576
LINCOLN GENERAL INS CO	327,047	2.1%	314,984	176	0.1%	50
SEABOARD SURETY CO	311,463	2.0%	333,937	(231,467)	-69.3%	(51,650)
EMPLOYERS MUTUAL CASUALTY CO	294,672	1.8%	220,303	(13,863)	-6.3%	(7,615)
UNITED FIRE & CASUALTY CO	287,757	1.8%	414,570	(9,000)	-2.2%	(370)
FEDERAL INS CO	286,641	1.8%	512,378	(775,989)	-151.4%	0
SUN SURETY INS CO	263,388	1.7%	263,388	0	0.0%	0
NATIONWIDE MUTUAL INS CO	256,146	1.6%	215,436	3,967	1.8%	(2,105)
CONTRACTORS BONDING AND INS CO	255,540	1.6%	234,252	1,258	0.5%	993
HARTFORD FIRE INS CO	233,071	1.5%	213,026	54,236	25.5%	10,042
AMERICAN HOME ASSURANCE CO	232,202	1.5%	182,796	21,520	11.8%	812
NORTH AMERICAN SPECIALTY INS CO	213,211	1.3%	137,690	(10,261)	-7.5%	(2,998)
DEVELOPERS SURETY AND INDEMNITY CO	205,091	1.3%	240,352	(29,899)	-12.4%	9,338
XL SPECIALTY INS CO	205,054	1.3%	158,647	(37,173)	-23.4%	(5,768)
ALL OTHERS (131)	2,511,050	15.8%	2,583,427	(317,282)	-12.3%	704,229
TOTAL	15,931,444	100.0%	15,005,934	(734,059)	-4.9%	985,054

2005 Business Burglary and Theft

COMPANY NAME	DIRECT PREMIUMS WRITTEN	MARKET SHARE	DIRECT PREMIUMS EARNED	DIRECT LOSSES INCURRED	LOSS RATIO	DIRECT DEFENSE & COST CONTAINMENT EXPENSE INCURRED
TRAVELERS CASUALTY AND SURETY CO OF AMERICA	84,363	25.6%	133,922	(10,849)	-8.1%	6
FEDERAL INS CO	41,478	12.6%	63,704	(35)	-0.1%	27
AMERICAN HARDWARE MUTUAL INS CO	27,072	8.2%	15,148	340	2.2%	96
HARTFORD FIRE INS CO	27,004	8.2%	21,122	18,540	87.8%	(1)
WESTERN COMMUNITY INS CO	20,591	6.3%	19,707	8,673	44.0%	0
UNIVERSAL UNDERWRITERS INS CO	19,719	6.0%	18,782	4,700	25.0%	14
NATIONAL UNION FIRE INS CO OF PITTSBURGH, PA	18,603	5.6%	33,253	1,528	4.6%	76
CINCINNATI INS CO (THE)	11,971	3.6%	12,842	0	0.0%	0
ST. PAUL FIRE AND MARINE INS CO	8,166	2.5%	7,075	2,468	34.9%	280
HARCO NATIONAL INS CO	7,892	2.4%	9,290	995	10.7%	55
FIDELITY AND DEPOSIT CO OF MARYLAND	7,457	2.3%	5,493	0	0.0%	0
NATIONAL FARMERS UNION PROPERTY AND CASUALTY CO	7,160	2.2%	7,100	5	0.1%	19
GENESIS INS CO	7,141	2.2%	7,531	1,000	13.3%	371
SENTRY SELECT INS CO	3,595	1.1%	4,587	(261)	-5.7%	2
NATIONWIDE MUTUAL INS CO	3,385	1.0%	3,066	(178)	-5.8%	1
EXECUTIVE RISK INDEMNITY INC.	3,049	0.9%	2,102	11	0.5%	1
BENCHMARK INS CO	2,809	0.9%	4,236	0	0.0%	134
EMPLOYERS MUTUAL CASUALTY CO	2,726	0.8%	2,889	18	0.6%	1
FEDERATED MUTUAL INS CO	2,705	0.8%	3,291	(61)	-1.9%	71
FEDERATED RURAL ELECTRIC INS EXCHANGE	2,534	0.8%	2,535	300	11.8%	0
ALL OTHERS (71)	19,879	6.0%	25,863	(17,162)	-66.4%	(460)
TOTAL	329,299	100.0%	403,538	10,032	2.5%	693

Boiler and Machinery

COMPANY NAME	DIRECT PREMIUMS WRITTEN	MARKET SHARE	DIRECT PREMIUMS EARNED	DIRECT LOSSES INCURRED	LOSS RATIO	DIRECT DEFENSE & COST CONTAINMENT EXPENSE INCURRED
FACTORY MUTUAL INS CO	2,084,991	38.6%	1,841,052	3,007,149	163.3%	16,996
ZURICH AMERICAN INS CO	607,548	11.3%	587,488	(13,505)	-2.3%	0
HARTFORD STEAM BOILER INSPECTION AND INS CO (THE)	392,337	7.3%	411,331	27,827	6.8%	2,026
PACIFIC INDEMNITY CO	257,627	4.8%	245,162	22,331	9.1%	1,093
AFFILIATED FM INS CO	168,056	3.1%	148,568	0	0.0%	0
CONTINENTAL WESTERN INS CO	155,767	2.9%	150,763	14,929	9.9%	0
UNIVERSAL UNDERWRITERS INS CO	155,663	2.9%	133,256	188	0.1%	93
FEDERAL INS CO	149,744	2.8%	152,762	(7,366)	-4.8%	(533)
CONTINENTAL CASUALTY CO	142,948	2.6%	183,702	(90,388)	-49.2%	0
TRAVELERS PROPERTY CASUALTY CO OF AMERICA	123,366	2.3%	119,485	25,310	21.2%	(224,163)
ALLIANZ GLOBAL RISKS US INS CO	115,023	2.1%	106,733	125,937	118.0%	22,744
CINCINNATI INS CO (THE)	114,028	2.1%	101,586	4	0.0%	0
NATIONAL UNION FIRE INS CO OF PITTSBURGH, PA	113,179	2.1%	123,360	3,136	2.5%	411

NAIC Data Current as of July 1, 2006

2005 Business
Boiler and Machinery (continued)

COMPANY NAME	DIRECT PREMIUMS WRITTEN	MARKET SHARE	DIRECT PREMIUMS EARNED	DIRECT LOSSES INCURRED	LOSS RATIO	DIRECT DEFENSE & COST CONTAINMENT EXPENSE INCURRED
AMCO INS CO	106,916	2.0%	102,818	22,142	21.5%	(4,814)
OREGON MUTUAL INS CO	82,018	1.5%	79,988	21,664	27.1%	0
AMERICAN GUARANTEE AND LIABILITY INS CO	76,898	1.4%	79,482	(1,551)	-2.0%	5,171
LUMBERMEN'S UNDERWRITING ALLIANCE	64,453	1.2%	56,689	0	0.0%	0
EMPLOYERS MUTUAL CASUALTY CO	56,413	1.0%	54,912	9,574	17.4%	0
TRUCK INS EXCHANGE	44,704	0.8%	44,704	7,996	17.9%	283
NATIONWIDE MUTUAL INS CO	42,531	0.8%	42,544	89,896	211.3%	29
ALL OTHERS (74)	344,825	6.4%	358,881	(127,500)	-35.5%	(2,857)
TOTAL	5,399,035	100.0%	5,125,266	3,137,773	61.2%	(183,521)

Credit

COMPANY NAME	DIRECT PREMIUMS WRITTEN	MARKET SHARE	DIRECT PREMIUMS EARNED	DIRECT LOSSES INCURRED	LOSS RATIO	DIRECT DEFENSE & COST CONTAINMENT EXPENSE INCURRED
EULER AMERICAN CREDIT INDEMNITY CO	225,582	21.1%	193,329	(2,933)	-1.5%	0
WESCO INS CO	187,383	17.5%	272,676	21,611	7.9%	0
NORTHBROOK INDEMNITY CO	141,810	13.3%	161,441	109,148	67.6%	0
AMERICAN NATIONAL PROPERTY AND CASUALTY CO	139,065	13.0%	134,449	2,650	2.0%	0
ACE AMERICAN INS CO	109,865	10.3%	108,758	(85,156)	-78.3%	102
GREAT AMERICAN INS CO	83,356	7.8%	83,356	25,218	30.3%	0
FIRST COLONIAL INS CO	59,257	5.5%	15,665	12,229	78.1%	0
STONEBRIDGE CASUALTY INS CO	42,715	4.0%	(13,321)	16,738	-125.7%	0
CONTINENTAL CASUALTY CO	39,512	3.7%	38,696	15,804	40.8%	0
EMPLOYERS' FIRE INS CO (THE)	32,999	3.1%	41,348	3,254	7.9%	0
BANCINSURE, INC.	5,176	0.5%	5,926	0	0.0%	0
VIRGINIA SURETY CO., INC.	4,748	0.4%	2,183	0	0.0%	0
STONINGTON INS CO	0	0.0%	0	0	0.0%	53
AMCO INS CO	0	0.0%	0	0	0.0%	(4,814)
ALLIANZ GLOBAL RISKS US INS CO	0	0.0%	0	0	0.0%	22,744
GENESIS INS CO	0	0.0%	0	0	0.0%	(250)
ARCH INS CO	0	0.0%	0	0	0.0%	10
TRUCK INS EXCHANGE	0	0.0%	0	0	0.0%	283
AMERICAN STATES INS CO	0	0.0%	0	0	0.0%	(642)
TOKIO MARINE & NICHIDO FIRE INS CO., LTD.	0	0.0%	0	0	0.0%	162
ALL OTHERS (50)	(2,235)	-0.2%	408	(6,864)	-1682.4%	(201,169)
TOTAL	1,069,233	100.0%	1,044,914	111,699	10.7%	(183,521)

2005 Business
Accident and Health - Life, Health and Managed Care Companies

COMPANY NAME	DIRECT PREMIUMS WRITTEN	MARKET SHARE	PREMIUMS EARNED	LOSSES INCURRED	LOSS RATIO
BLUE CROSS OF IDAHO HEALTH SERVICE, INC.	800,054,789	52.3%	806,452,466	652,349,023	80.9%
REGENE BLUESHIELD OF IDAHO, INC.	350,425,819	22.9%	355,395,156	288,776,968	72.8%
UNITED HEALTHCARE INSURANCE COMPANY	28,823,767	1.9%	29,112,005	20,838,949	71.6%
MUTUAL OF OMAHA INSURANCE COMPANY	27,527,244	1.8%	27,390,964	17,217,327	62.9%
PRIMARY HEALTH NETWORK, INC.	25,752,089	1.7%	25,752,089	20,601,669	80.0%
STANDARD INSURANCE COMPANY	22,577,283	1.5%	22,637,823	17,707,152	78.2%
AMERICAN FAMILY LIFE ASSURANCE COMPANY OF COLUMBUS	22,086,208	1.4%	22,566,710	11,590,808	51.4%
STERLING LIFE INSURANCE COMPANY	13,631,228	0.9%	13,665,624	9,385,163	68.7%
GROUP HEALTH OPTIONS, INC.	12,931,278	0.8%	12,931,278	11,231,669	86.9%
BANKERS LIFE AND CASUALTY COMPANY	12,679,384	0.8%	12,842,068	8,213,048	64.0%
MEGA LIFE AND HEALTH INSURANCE COMPANY	12,386,812	0.8%	11,871,094	3,847,191	32.4%
TIME INSURANCE COMPANY	11,790,252	0.8%	11,993,890	7,510,474	62.6%
METROPOLITAN LIFE INSURANCE COMPANY	10,403,810	0.7%	10,148,310	15,175,527	149.5%
PRINCIPAL LIFE INSURANCE COMPANY	9,865,204	0.6%	10,820,747	5,402,745	49.9%
COMBINED INSURANCE COMPANY OF AMERICA	7,597,955	0.5%	7,889,201	3,203,312	40.6%
LIFE INSURANCE COMPANY OF NORTH AMERICA	6,203,325	0.4%	6,203,325	4,169,650	67.2%
GENWORTH LIFE INSURANCE COMPANY	5,717,904	0.4%	5,628,845	1,979,920	35.2%
MID-WEST NATIONAL LIFE INSURANCE COMPANY OF TENNESSEE	5,622,477	0.4%	5,524,502	2,614,152	47.3%
AETNA LIFE INSURANCE COMPANY	5,550,427	0.4%	5,479,819	5,334,293	97.3%
DESERET MUTUAL INSURANCE COMPANY	5,315,023	0.3%	5,315,023	4,449,923	83.7%
ALL OTHER COMPANIES (279)	132,938,934	8.7%	133,642,446	94,121,999	70.4%
TOTAL	1,529,881,212	100.0%	1,543,263,385	1,175,720,962	76.2%

2005 Business
Title

COMPANY NAME	PREMIUMS WRITTEN	MARKET SHARE	PREMIUMS EARNED	LOSSES INCURRED	LOSS RATIO
FIRST AMERICAN TITLE INS CO	37,451,936	29.0%	36,497,996	937,601	2.6%
CHICAGO TITLE INS CO	15,830,006	12.3%	15,488,473	441,242	2.8%
TICOR TITLE INS CO	3,147,779	2.4%	3,222,597	325,810	10.1%
OLD REPUBLIC NATIONAL TITLE INS CO	12,824,091	9.9%	12,639,906	265,070	2.1%
STEWART TITLE GUARANTY CO	14,861,354	11.5%	14,616,354	132,680	0.9%
UNITED GENERAL TITLE INS CO	2,754,948	2.1%	2,717,794	118,865	4.4%
LAWYERS TITLE INS CORPORATION	4,397,889	3.4%	4,333,391	87,751	2.0%
TRANSNATION TITLE INS CO	17,420,552	13.5%	17,362,335	84,847	0.5%
COMMONWEALTH LAND TITLE INS CO	11,686,049	9.0%	11,470,980	69,724	0.6%
FIDELITY NATIONAL TITLE INS CO	8,814,612	6.8%	8,579,660	53,792	0.6%
PACIFIC NORTHWEST TITLE INS CO, INC.	3,937	0.0%	3,866	6,919	179.0%
SECURITY UNION TITLE INS CO	0	0.0%	22,252	6,123	27.5%
AMERICAN GUARANTY TITLE INS CO	0	0.0%	0	0	0.0%
ATLANTIC TITLE INS CO	0	0.0%	0	0	0.0%
CENSTAR TITLE INS CO	0	0.0%	0	0	0.0%
INVESTORS TITLE INS CO	0	0.0%	0	0	0.0%
TICOR TITLE INS CO OF FLORIDA	0	0.0%	0	0	0.0%
TOTAL	129,193,153	100.0%	126,955,604	253,0424	2.0%

2005 Business
Ordinary Life & Annuity

COMPANY NAME	DIRECT PREMIUMS WRITTEN	DIRECT ANNUITY CONSIDERATION	DIRECT CLAIMS & BENEFITS PAID	IN FORCE ON 12/31/2005	MARKET SHARE (PREMIUMS)	MARKET SHARE (IN FORCE)
NORTHWESTERN MUTUAL LIFE INS CO	45,813,932	5,262,672	41,252,183	5,917,742,329	14.5%	11.4%
BENEFICIAL LIFE INS CO	14,345,880	38,628,986	35,560,676	2,991,818,852	4.5%	5.7%
FARM BUREAU LIFE INS CO	12,923,199	9,573,779	11,639,704	2,225,905,988	4.1%	4.3%
STATE FARM LIFE INS CO	11,092,257	4,552,847	7,811,741	2,341,256,895	3.5%	4.5%
NEW YORK LIFE INS CO	10,449,424	1,229,377	16,144,526	1,500,656,072	3.3%	2.9%
SECURITY LIFE OF DENVER INS CO	8,649,325	3,607	1,358,616	423,339,750	2.7%	0.8%
MONEY LIFE INS CO	6,928,611	(719)	8,534,355	647,963,491	2.2%	1.2%
AMERICAN GENERAL LIFE INS CO	6,691,771	942,214	3,640,076	1,666,909,067	2.1%	3.2%
MASSACHUSETTS MUTUAL LIFE INS CO	6,515,229	3,473,602	11,126,748	553,519,247	2.1%	1.1%
PACIFIC LIFE INS CO	6,453,169	0	35,006,911	718,813,526	2.0%	1.4%
FARMERS NEW WORLD LIFE INS CO	5,957,340	3,184,199	4,928,621	1,706,003,404	1.9%	3.3%
NEW YORK LIFE INS & ANNUITY CORPORATION	5,730,732	18,267,918	22,599,032	336,681,819	1.8%	0.6%
RELIASTAR LIFE INS CO	5,346,528	2,239,029	9,053,423	689,583,144	1.7%	1.3%
PRUDENTIAL INS CO OF AMERICA (THE)	5,326,128	158,665	15,781,244	595,656,866	1.7%	1.1%
METROPOLITAN LIFE INS CO	4,416,795	3,369,021	12,592,350	504,278,655	1.4%	1.0%
FIRST COLONY LIFE INS CO	4,271,908	204,025	3,138,071	2,069,132,634	1.3%	4.0%
LINCOLN NATIONAL LIFE INS CO	4,077,435	24,849,303	27,414,492	505,029,771	1.3%	1.0%
LINCOLN BENEFIT LIFE CO	3,964,332	12,695,750	10,317,115	1,167,664,589	1.3%	2.2%
HARTFORD LIFE AND ANNUITY INS CO	3,860,552	266,395	33,293,819	278,929,559	1.2%	0.5%
PRINCIPAL LIFE INS CO	3,781,642	7,927,946	4,330,207	335,617,515	1.2%	0.6%
ALL OTHERS (352)	140,291,869	395,425,392	471,283,393	24,954,219,364	44.3%	47.9%
TOTAL	316,888,058	532,254,008	786,807,303	52,130,722,537	100.0%	100.0%

Credit Life

COMPANY NAME	DIRECT PREMIUMS WRITTEN	DIRECT CLAIMS & BENEFITS PAID	IN FORCE ON 12/31/2005	MARKET SHARE (PREMIUMS)	MARKET SHARE (IN FORCE)
CUNA MUTUAL INS SOCIETY	1,835,691	1,021,319	238,224,859	25.8%	31.9%
UNION SECURITY LIFE INS CO	987,497	483,317	104,145,731	13.9%	13.9%
AMERICAN MODERN LIFE INS CO	677,009	375,315	63,353,908	9.5%	8.5%
AMERICAN GENERAL ASSURANCE CO	500,294	116,289	42,534,961	7.0%	5.7%
AMERICAN NATIONAL INS CO	452,502	112,785	39,798,149	6.4%	5.3%
HOUSEHOLD LIFE INS CO	371,919	218,925	53,266,990	5.2%	7.1%
AMERICAN BANKERS LIFE ASSURANCE CO OF FLORIDA	346,355	116,515	32,652,776	4.9%	4.4%
MERIT LIFE INS CO	298,590	82,502	22,008,682	4.2%	2.9%
LANDCAR LIFE INS CO	235,619	27,696	18,416,857	3.3%	2.5%
LIFE INVESTORS INS CO OF AMERICA	235,338	23,041	15,165,245	3.3%	2.0%
AMERICAN HEALTH AND LIFE INS CO	209,795	197,311	28,499,325	2.9%	3.8%

2005 Business
Credit Life (continued)

COMPANY NAME	DIRECT PREMIUMS WRITTEN	DIRECT CLAIMS & BENEFITS PAID	IN FORCE ON 12/31/2005	MARKET SHARE (PREMIUMS)	MARKET SHARE (IN FORCE)
INDIVIDUAL ASSURANCE CO. LIFE, HEALTH & ACCIDENT	171,645	0	5,853,641	2.4%	0.8%
UNIVERSAL UNDERWRITERS LIFE INS CO	160,716	1,443	9,402,281	2.3%	1.3%
MINNESOTA LIFE INS CO	159,846	101,202	19,419,614	2.2%	2.6%
CENTRAL STATES HEALTH AND LIFE CO OF OMAHA	110,709	153,872	9,241,878	1.6%	1.2%
JM.I.C. LIFE INS CO	86,500	64,067	7,866,974	1.2%	1.1%
AMERICAN REPUBLIC INS CO	54,714	26,619	0	0.8%	0.0%
PROTECTIVE LIFE INS CO	51,324	30,959	6,787,479	0.7%	0.9%
RESOURCE LIFE INS CO	38,678	0	3,060,933	0.5%	0.4%
GUARANTEE TRUST LIFE INS CO	36,671	10	2,673,787	0.5%	0.4%
ALL OTHERS (16)	97,730	305,723	25,304,169	1.4%	3.4%
TOTAL	7,119,142	3,458,910	747,678,239	100.0%	100.0%

Group Life & Annuity

COMPANY NAME	DIRECT PREMIUMS WRITTEN	DIRECT ANNUITY CONSIDERATION	DIRECT CLAIMS & BENEFITS PAID	IN FORCE ON 12/31/2005	MARKET SHARE (PREMIUMS)	MARKET SHARE (IN FORCE)
STANDARD INS CO	23,872,211	315,566	15,609,475	9,220,892,000	22.6%	30.6%
HARTFORD LIFE INS CO	16,882,650	18,774	12,875,413	325,536,168	16.0%	1.1%
PRUDENTIAL INS CO OF AMERICA (THE)	12,298,594	16,346,878	85,565,267	4,610,974,501	11.6%	15.3%
PRINCIPAL LIFE INS CO	8,849,129	14,606	7,245,804	1,507,022,664	8.4%	5.0%
METROPOLITAN LIFE INS CO	4,848,454	1,574,056	20,680,665	2,914,636,722	4.6%	9.7%
GREAT WESTERN INS CO	3,823,411	0	1,891,469	20,407,346	3.6%	0.1%
FORETHOUGHT LIFE INS CO	3,801,381	0	2,553,504	28,084,464	3.6%	0.1%
HARTFORD LIFE & ACCIDENT INS CO	3,560,852	0	2,780,385	2,184,840,037	3.4%	7.3%
LIFE INS CO OF NORTH AMERICA	2,914,326	0	2,536,620	587,779,891	2.8%	2.0%
REGENCE LIFE AND HEALTH INS CO	2,877,517	0	2,039,425	974,378,000	2.7%	3.2%
NEW YORK LIFE INS CO	2,812,544	457,046	4,280,018	463,567,933	2.7%	1.5%
CUNA MUTUAL INS SOCIETY	1,643,806	6,194,983	4,652,792	187,003,265	1.6%	0.6%
UNITED HERITAGE LIFE INS CO	1,550,260	396,569	1,138,597	647,069,965	1.5%	2.1%
MINNESOTA LIFE INS CO	1,475,444	0	3,594,169	303,985,124	1.4%	1.0%
BENEFICIAL LIFE INS CO	1,300,350	0	971,500	179,000	1.2%	0.0%
UNUM LIFE INS CO OF AMERICA	1,276,490	0	2,727,546	456,853,382	1.2%	1.5%
RELIASTAR LIFE INS CO	823,399	1,734,617	5,013,468	628,220,923	0.8%	2.1%
CONNECTICUT GENERAL LIFE INS CO	818,041	0	1,063,366	530,618,164	0.8%	1.8%
STONEBRIDGE LIFE INS CO	635,226	0	406,618	33,712,492	0.6%	0.1%
LIFEWISE ASSURANCE CO	617,933	0	139,000	288,670,850	0.6%	1.0%
ALL OTHERS (226)	8,996,907	237,494,807	238,097,901	4,207,489,577	8.5%	14.0%
TOTAL	105,678,925	284,547,902	415,863,002	30,121,922,468	100.0%	100.0%

2005 Business
Industrial Life

COMPANY NAME	DIRECT PREMIUMS WRITTEN	DIRECT CLAIMS & BENEFITS PAID	IN FORCE ON 12/31/2005	MARKET SHARE (PREMIUMS)	MARKET SHARE (IN FORCE)
AMERICAN GENERAL LIFE AND ACCIDENT INS CO	1,416	14,782	352,317	35.4%	2.8%
UNION SECURITY INS CO	1,288	3,785	224,943	32.2%	1.8%
LIBERTY LIFE INS CO	379	986	7,150	9.5%	0.1%
MONUMENTAL LIFE INS CO	267	4,543	377,745	6.7%	3.0%
RELIABLE LIFE INS CO (THE)	210	1,266	14,727	5.3%	0.1%
AMERICAN NATIONAL INS CO	137	1,010	20,108	3.4%	0.2%
GENWORTH LIFE AND ANNUITY INS CO	122	0	1,000	3.1%	0.0%
LIBERTY NATIONAL LIFE INS CO	93	165	0	2.3%	0.0%
WESTERN AND SOUTHERN LIFE INS CO (THE)	88	1,493	97,537	2.2%	0.8%
BALTIMORE LIFE INS CO (THE)	0	0	865	0.0%	0.0%
JEFFERSON PILOT LIFE/AMERICA INS CO	0	0	4,457	0.0%	0.0%
COLUMBIAN MUTUAL LIFE INS CO	0	0	43	0.0%	0.0%
JACKSON NATIONAL LIFE INS CO	0	0	1,000	0.0%	0.0%
METROPOLITAN LIFE INS CO	0	251,585	6,895,969	0.0%	55.4%
OLD RELIANCE INS CO	0	0	6,000	0.0%	0.0%
JEFFERSON-PILOT LIFE INS CO	0	1,149	0	0.0%	0.0%
PRUDENTIAL INS CO OF AMERICA (THE)	0	256,034	3,928,284	0.0%	31.6%
SECURITY LIFE OF DENVER INS CO	0	2,174	499,017	0.0%	4.0%
UNITED INS CO OF AMERICA	0	119	0	0.0%	0.0%
WASHINGTON NATIONAL INS CO	0	0	9,000	0.0%	0.1%
TOTAL	4,000	539,091	12,440,162	100.0%	100.0%

Summary of Financial Condition as of December 31, 2005

Life and Disability Insurers

COMPANY NAME	STATE	ADMITTED ASSETS	CAPITAL & SURPLUS	NET GAIN FROM OPERATIONS	PREM/ANNUITY CONSIDERATIONS	INCURRED BENEFITS
5 STAR LIFE INS CO	LA	149,695,574	50,104,265	1,032,233	89,913,675	82,098,815
AAA LIFE INS CO	MI	265,481,568	49,172,335	(627,682)	62,545,807	41,947,908
ACACIA LIFE INS CO	DC	1,652,575,654	258,775,034	7,886,216	45,353,051	82,929,128
ACADEMY LIFE INS CO	MO	473,200,359	62,943,918	9,104,457	33,833,143	34,887,732
ADMIRAL LIFE INS CO OF AMERICA	AZ	9,042,414	8,819,943	187,193	0	0
ADVANCE INS CO	AZ	6,598,351	6,642,524	(96,840)	(713,880)	(508,771)
ADVANTA LIFE INS CO	AZ	6,585,061	5,636,194	778,812	819,320	211,652
AETNA HEALTH AND LIFE INS CO	CT	1,394,185,827	167,723,488	(4,517,541)	254,079,165	280,826,309
AETNA LIFE INS CO	CT	29,120,818,930	2,915,227,112	845,802,092	6,744,532,096	6,002,518,776
AF&L INS CO	PA	141,321,316	4,407,845	3,169,289	7,855,941	14,321,254
AGL LIFE ASSURANCE CO	PA	2,814,896,924	11,263,912	373,472	816,635,444	197,426,834
AIG ANNUITY INS CO	TX	54,002,929,141	3,934,816,514	488,492,668	206,502,985	6,454,342,700
AIG LIFE INS CO	DE	12,582,970,363	635,979,849	170,584,166	244,780,513	978,464,942
AIG SUNAMERICA LIFE ASSURANCE CO	AZ	31,514,716,265	950,635,973	150,851,622	3,220,499,022	3,343,723,758
ALL SAVERS INS CO	IN	4,227,429	3,647,724	233,372	78,895	(76,065)
ALLIANZ LIFE INS CO OF NORTH AMERICA	MN	53,231,254,168	2,388,298,871	439,790,440	13,250,442,449	10,622,196,480
ALLMERICA FINANCIAL LIFE INS AND ANNUITY CO	MA	10,084,390,776	374,090,704	3,824,803	33,688,532	1,814,903,460
ALLSTATE ASSURANCE CO	IL	11,273,402	7,982,755	368,322	0	0
ALLSTATE LIFE INS CO	IL	76,596,470,197	3,664,680,054	310,004,195	7,855,786,637	9,299,263,700
ALTA HEALTH & LIFE INS CO	IN	130,473,881	35,779,285	(3,768,997)	40,426,445	27,252,085
AMERICAN BANKERS LIFE ASSURANCE CO OF FLORIDA	FL	834,289,293	186,787,025	44,808,369	148,033,869	22,155,844
AMERICAN CAPITOL INS CO	TX	73,016,655	7,414,107	2,976,646	8,799,464	5,873,321
AMERICAN ENTERPRISE LIFE INS CO	IN	9,160,274,336	532,942,015	(8,071,884)	1,045,438,141	444,138,053
AMERICAN EQUITY INVESTMENT LIFE INS CO	IA	10,415,535,360	686,841,285	46,273,916	2,779,338,473	2,897,492,231
AMERICAN FAMILY LIFE ASSURANCE CO OF COLUMBUS	NE	46,859,355,572	3,705,480,108	1,255,090,508	12,157,283,586	8,934,016,934
AMERICAN FAMILY LIFE INS CO	WI	3,454,057,751	364,416,236	48,120,366	379,702,837	312,751,180
AMERICAN FARMERS & RANCHERS LIFE INS CO	OK	12,185,249	3,075,804	(30,143)	938,654	1,079,506
AMERICAN FIDELITY ASSURANCE CO	OK	2,932,874,064	184,624,921	19,595,650	457,244,463	347,678,934
AMERICAN FIDELITY LIFE INS CO	FL	464,779,261	76,265,211	2,394,313	16,536,396	24,864,820
AMERICAN FOUNDERS LIFE INS CO	TX	501,392,137	42,279,081	4,306,977	24,936,596	34,792,989
AMERICAN GENERAL ASSURANCE CO	IL	1,507,539,521	177,234,925	21,865,596	717,930,758	470,660,935
AMERICAN GENERAL LIFE AND ACCIDENT INS CO	TN	8,929,011,546	582,948,056	313,856,836	890,157,339	803,913,262
AMERICAN GENERAL LIFE INS CO	TX	30,967,903,295	5,010,153,161	677,150,704	2,658,611,431	3,924,728,751
AMERICAN HEALTH AND LIFE INS CO	TX	1,723,020,999	913,559,008	178,956,124	219,965,215	47,839,167
AMERICAN HERITAGE LIFE INS CO	FL	1,549,906,129	223,838,435	6,257,526	414,371,599	256,588,800
AMERICAN HOME LIFE INS CO (THE)	KS	149,097,689	12,483,312	306,964	21,207,896	20,169,898
AMERICAN INCOME LIFE INS CO	IN	1,439,316,993	208,150,509	92,136,567	438,006,768	227,936,479
AMERICAN INTERNATIONAL LIFE ASSURANCE CO OF NEW YORK	NY	8,269,779,010	625,835,738	171,419,874	270,266,050	620,964,347
AMERICAN INVESTORS LIFE INS CO, INC.	KS	8,586,800,152	425,167,498	50,748,175	912,528,859	1,156,433,446

Summary of Financial Condition as of December 31, 2005
Life and Disability Insurers

COMPANY NAME	STATE	ADMITTED ASSETS	CAPITAL & SURPLUS	NET GAIN FROM OPERATIONS	PREM/ANNUITY CONSIDERATIONS	INCURRED BENEFITS
AMERICAN LIFE INS CO OF NEW YORK	NY	82,064,935	9,350,752	(10,527,876)	5,586,378	4,654,826
AMERICAN MATURITY LIFE INS CO	CT	69,462,723	38,398,738	1,034,123	30,749	1,109,868
AMERICAN MEDICAL SECURITY LIFE INS CO	WI	382,594,688	179,418,426	(1,992,577)	871,165,056	623,780,364
AMERICAN MEMORIAL LIFE INS CO	SD	1,534,714,668	115,265,872	32,088,101	247,958,210	233,620,698
AMERICAN MODERN LIFE INS CO	OH	59,114,659	24,519,886	4,323,036	7,653,896	1,377,232
AMERICAN NATIONAL INS CO	TX	12,917,073,775	2,037,639,686	125,362,872	1,398,637,113	1,352,922,821
AMERICAN NATIONAL LIFE INS CO OF TEXAS	TX	141,768,631	43,140,310	(211,771)	79,987,705	63,316,643
AMERICAN NETWORK INS CO	PA	103,935,176	15,547,800	(99,650)	11,976,163	7,161,219
AMERICAN PARTNERS LIFE INS CO	AZ	529,030,783	63,594,049	7,356,934	69,880,136	86,068,186
AMERICAN PHOENIX LIFE AND REASSURANCE CO	CT	88,254,143	47,211,358	11,701,287	9,878,403	(6,104,692)
AMERICAN PIONEER LIFE INS CO	FL	181,109,917	36,479,070	(7,838,691)	138,268,784	118,571,748
AMERICAN PUBLIC LIFE INS CO	OK	74,914,337	14,633,942	2,574,840	44,487,528	25,187,535
AMERICAN REPUBLIC INS CO	IA	469,661,053	221,193,410	10,330,010	399,053,428	292,974,165
AMERICAN SKANDIA LIFE ASSURANCE CORP	CT	31,596,838,378	367,300,014	(32,825,576)	5,265,641,640	3,859,346,230
AMERICAN SPECIALTY HEALTH INS CO	IL	8,319,978	7,641,782	(64,931)	2,228,195	841,056
AMERICAN TRAVELERS ASSURANCE CO	DC	8,501,609	5,838,437	(2,706,677)	426,014	2,696,793
AMERICAN UNDERWRITERS LIFE INS CO	AZ	81,069,133	11,606,181	(838,512)	38,187,520	39,447,052
AMERICAN UNITED LIFE INS CO	IN	12,122,587,433	633,454,122	47,687,825	1,889,187,897	1,755,485,032
AMERICAN-AMICABLE LIFE INS CO OF TEXAS	TX	300,065,683	52,557,867	7,899,030	45,842,568	28,144,753
AMERICO FINANCIAL LIFE AND ANNUITY INS CO	TX	3,519,826,354	190,557,082	34,261,304	338,781,303	408,764,314
AMERICOM LIFE & ANNUITY INS CO	TX	408,837,353	16,333,786	(8,204,474)	125,179,506	135,078,064
AMERITAS LIFE INS CORP.	NE	3,076,160,399	757,630,823	39,872,138	520,593,377	394,618,197
AMERITAS VARIABLE LIFE INS CO	NE	2,437,970,827	125,912,790	15,624,249	223,050,816	318,013,539
AMERUS LIFE INS CO	IA	8,073,060,786	469,728,416	75,433,433	1,834,580,805	1,760,091,579
AMICA LIFE INS CO	RI	847,459,744	143,297,070	13,335,570	60,310,861	66,688,383
ANNUITY & LIFE REASSURANCE AMERICA, INC.	CT	49,806,591	11,547,180	(142,401)	(12,410,647)	(33,546,528)
ANNUITY INVESTORS LIFE INS CO	OH	1,383,662,150	43,125,432	(3,309,549)	206,574,226	238,650,924
ANTHEM LIFE INS CO	IN	263,486,461	66,409,936	2,636,698	120,139,002	88,202,541
ASSURTY LIFE INS CO	NE	1,313,158,278	132,296,968	4,928,423	171,184,507	162,916,170
AURORA NATIONAL LIFE ASSURANCE CO	CA	3,354,262,361	271,430,903	51,229,488	1,807,892	(95,425,092)
AUTO-OWNERS LIFE INS CO	MI	1,686,405,145	183,804,794	12,615,993	224,411,554	266,856,720
AVIVA LIFE INS CO	DE	5,951,267,216	378,656,610	13,221,472	817,460,896	934,409,002
AXA CORPORATE SOLUTIONS LIFE REINS CO	DE	666,335,082	350,015,808	34,824,134	127,236,589	98,824,733
AXA EQUITABLE LIFE INS CO	NY	115,385,610,992	5,111,138,771	861,363,025	14,427,846,470	10,494,569,303
AXA LIFE AND ANNUITY CO	CO	533,681,151	91,896,261	6,314,107	10,280,370	28,442,982
BALBOA LIFE INS CO	CA	71,921,730	47,165,776	7,721,652	19,043,154	1,747,033
BALTIMORE LIFE INS CO (THE)	MD	805,523,582	55,341,576	7,857,336	69,058,804	80,205,457
BANKERS FIDELITY LIFE INS CO	GA	118,100,425	33,881,200	5,121,301	65,533,576	46,583,711
BANKERS LIFE AND CASUALTY CO	IL	8,907,663,635	579,758,598	20,380,038	2,323,452,460	2,302,544,628

Summary of Financial Condition as of December 31, 2005

Life and Disability Insurers

COMPANY NAME	STATE	ADMITTED ASSETS	CAPITAL & SURPLUS	NET GAIN FROM OPERATIONS	PREM/ANNUITY CONSIDERATIONS	INCURRED BENEFITS
BANKERS LIFE INS CO	FL	120,982,031	9,128,725	992,026	2,425,411	8,627,572
BANNER LIFE INS CO	MD	1,200,950,870	232,269,615	(62,737,180)	229,513,405	255,408,137
BCS LIFE INS CO	IL	166,680,517	72,799,279	4,946,248	196,353,780	165,991,928
BENEFICIAL LIFE INS CO	UT	3,093,071,610	254,789,199	27,654,766	404,071,199	476,376,372
BENICORP INS CO	IN	46,271,690	19,454,085	456,371	74,281,398	54,853,284
BERKSHIRE HATHAWAY LIFE INS CO OF NEBRASKA	NE	3,345,700,308	479,117,217	55,036,659	184,726,678	277,780,060
BERKSHIRE LIFE INS CO OF AMERICA	MA	1,971,977,448	296,063,364	35,540,320	357,899,292	272,612,274
BEST LIFE AND HEALTH INS CO	TX	19,101,406	10,036,192	744,406	36,132,937	24,877,791
BLUE CROSS OF IDAHO HEALTH SERVICE, INC.	ID	331,975,802	194,161,396	48,217,035	805,452,466	652,349,024
BOSTON MUTUAL LIFE INS CO	MA	788,179,452	79,416,423	7,913,098	188,872,609	147,316,749
BROKERS NATIONAL LIFE ASSURANCE CO	AR	23,399,018	12,114,024	2,234,555	44,351,509	28,130,560
BUSINESS MEN'S ASSURANCE CO OF AMERICA	SC	2,331,852,349	153,139,395	14,651,960	386,651,860	444,604,290
C.M. LIFE INS CO	CT	9,166,986,643	434,196,800	95,006,595	781,990,310	1,203,005,691
CANADA LIFE ASSURANCE CO (THE)	CN	1,867,746,357	113,825,115	2,994,637	8,308,286	39,289,876
CANADA LIFE INS CO OF AMERICA	MI	2,403,447,094	146,970,001	28,650,474	6,108,686	203,273,079
CAPITOL LIFE INS CO (THE)	TX	254,766,313	6,846,905	139,824	0	16,692,706
CELTIC INS CO	IL	100,888,644	48,260,886	5,545,174	117,871,196	75,355,833
CENTRAL BENEFITS NATIONAL LIFE INS CO	OH	13,145,742	10,465,395	1,373,040	5,558,227	3,685,762
CENTRAL SECURITY LIFE INS CO	TX	86,234,124	6,957,628	1,863,976	3,643,009	3,485,520
CENTRAL STATES HEALTH AND LIFE CO OF OMAHA	NE	309,908,904	94,193,231	7,279,079	(20,273,719)	(40,593,949)
CENTRAL UNITED LIFE INS CO	TX	371,426,237	36,632,317	5,311,793	111,822,829	90,542,533
CENTRE LIFE INS CO	MA	1,687,859,354	66,896,775	(394,062)	5,170,042	5,352,000
CENTURION LIFE INS CO	MO	1,082,595,048	870,851,104	37,504,342	136,974,845	116,314,111
CHARTER NATIONAL LIFE INS CO	IL	277,819,560	8,967,883	365,410	0	0
CHASE INS LIFE AND ANNUITY CO	IL	5,694,521,090	409,146,510	35,279,598	729,160,982	889,508,321
CHASE INS LIFE CO	IL	366,617,038	98,022,431	(1,201,095)	38,691,642	30,026,392
CHASE LIFE & ANNUITY CO	DE	386,744,109	110,969,135	7,123,218	24,452,856	22,296,898
CHESAPEAKE LIFE INS CO (THE)	OK	105,532,634	42,209,518	(10,181,291)	102,178,599	78,487,064
CHRISTIAN FIDELITY LIFE INS CO	TX	77,993,953	22,454,794	1,820,138	60,797,145	48,074,497
CHURCH LIFE INS CORP	NY	201,709,138	29,559,487	(46,980)	40,946,802	42,577,141
CICA LIFE INS CO OF AMERICA	CO	301,242,684	38,439,880	240,035	80,438,719	51,812,566
CINCINNATI LIFE INS CO (THE)	OH	2,351,689,421	450,779,398	9,912,889	193,812,977	227,954,291
CITICORP LIFE INS CO	AZ	216,722,144	111,115,521	23,897,844	4,498,042	12,031,570
CM ASSURANCE CO	CT	9,900,538	9,881,194	238,776	0	0
COLONIAL LIFE & ACCIDENT INS CO	SC	1,668,810,228	351,166,080	89,326,172	822,083,101	453,971,836
COLONIAL PENN LIFE INS CO	PA	725,570,021	35,278,861	8,897,105	90,051,276	54,306,201
COLORADO BANKERS LIFE INS CO	CO	122,491,215	16,194,804	3,068,477	40,188,705	22,189,378
COLUMBIA UNIVERSAL LIFE INS CO	TX	21,928,072	8,764,470	3,097,975	0	572,926
COLUMBIAN LIFE INS CO	IL	240,835,351	16,807,853	(4,667,822)	80,106,940	57,462,297

Summary of Financial Condition as of December 31, 2005
Life and Disability Insurers

COMPANY NAME	STATE	ADMITTED ASSETS	CAPITAL & SURPLUS	NET GAIN FROM OPERATIONS	PREM/ANNUITY CONSIDERATIONS	INCURRED BENEFITS
COLUMBIAN MUTUAL LIFE INS CO	NY	318,598,953	37,195,135	6,283,289	29,631,943	21,680,083
COLUMBUS LIFE INS CO	OH	2,538,843,757	229,766,569	895,387	207,925,784	250,083,172
COMBINED INS CO OF AMERICA	IL	2,786,304,917	868,326,834	106,066,754	1,211,331,706	564,002,367
COMMERCIAL TRAVELERS MUTUAL INS CO	NY	38,015,594	11,307,249	695,748	36,086,187	21,426,234
COMPANION LIFE INS CO	SC	87,616,064	47,352,294	6,013,346	113,084,454	69,741,221
COMPBENEFITS INS CO	TX	37,576,328	24,301,386	9,691,007	108,096,330	78,135,925
CONGRESS LIFE INS CO	AZ	6,246,254	6,211,525	152,236	134,115	66,360
CONNECTICUT GENERAL LIFE INS CO	CT	20,748,727,389	2,309,080,211	707,028,199	5,065,865,519	5,512,217,763
CONSECO HEALTH INS CO	AZ	2,077,670,526	102,934,228	17,174,470	337,118,327	290,401,383
CONSECO INS CO	IL	4,326,686,679	346,130,571	25,555,783	179,595,287	329,962,777
CONSECO LIFE INS CO	IN	3,935,634,718	263,222,752	42,480,542	375,489,273	450,639,197
CONSECO SENIOR HEALTH INS CO	PA	3,070,288,146	107,142,353	(33,816,392)	364,642,989	498,615,090
CONSTITUTION LIFE INS CO	TX	84,621,728	11,849,959	(2,407,589)	39,319,135	31,010,114
CONTINENTAL AMERICAN INS CO	SC	72,747,486	18,873,983	3,349,324	53,486,662	25,561,849
CONTINENTAL ASSURANCE CO	IL	5,092,011,213	627,001,773	81,325,205	10,936,014	171,668,571
CONTINENTAL GENERAL INS CO	NE	467,229,242	65,901,283	5,357,260	313,471,969	242,636,164
CONTINENTAL LIFE INS CO OF BRENTWOOD, TENNESSEE	TN	129,339,125	44,526,848	7,325,041	166,982,106	119,350,383
CORPORATE HEALTH INS CO	PA	93,823,546	52,653,580	54,514,742	224,881,025	53,972,934
COUNTRY INVESTORS LIFE ASSURANCE CO	IL	152,466,010	133,865,781	344,323	0	931,415
COUNTRY LIFE INS CO	IL	6,407,396,562	909,210,713	42,979,728	489,557,047	472,624,200
CROWN LIFE INS CO	CN	376,733,667	41,792,227	2,946,457	12,119,330	19,966,778
CSI LIFE INS CO	NE	21,215,091	13,401,347	907,553	10,409,377	4,180,946
CUNA MUTUAL INS SOCIETY	WI	3,226,097,440	746,912,528	117,898,874	1,407,770,967	1,081,019,672
CUNA MUTUAL LIFE INS CO	IA	7,779,550,768	299,574,694	12,392,961	992,861,273	988,234,328
DELAWARE AMERICAN LIFE INS CO	DE	77,955,369	23,373,726	3,380,626	20,226,206	14,478,562
DENTEGRA INS CO	DE	24,144,704	8,857,475	152,129	3,219,893	(913,191)
DESERET MUTUAL INS CO	UT	41,121,104	5,416,085	329,593	16,623,941	14,530,059
DIRECT GENERAL LIFE INS CO	SC	11,234,038	7,078,944	976,095	6,757,474	3,469,741
EDUCATORS MUTUAL INS ASSOCIATION	UT	50,499,799	23,986,236	4,776,814	42,972,779	37,586,943
EDUCATORS MUTUAL LIFE INS CO	PA	83,452,650	56,691,218	571,086	38,702,185	26,988,766
EMC NATIONAL LIFE CO	IA	684,274,547	71,658,957	3,511,108	97,739,765	105,667,768
EMPHEYS INS CO	TX	3,899,090	3,710,882	(31,854)	101,037	208,545
EMPIRE GENERAL LIFE ASSURANCE CORP	TN	314,232,711	65,228,354	(20,389,594)	168,131,213	132,954,960
EMPLOYEES LIFE CO (MUTUAL)	IL	278,638,268	18,624,237	4,220,860	21,562,971	27,039,154
EMPLOYERS REASSURANCE CORP	KS	5,341,785,740	252,899,144	(123,734,837)	(148,859,692)	113,649,090
EQUITABLE LIFE & CASUALTY INS CO	UT	173,746,869	34,786,735	4,011,167	116,228,144	81,274,746
EQUITRUST LIFE INS CO	IA	3,657,844,419	215,649,194	21,200,935	959,276,152	965,284,703
FAMILY BENEFIT LIFE INS CO	MO	57,470,693	7,050,439	610,205	2,367,109	3,820,578
FAMILY HERITAGE LIFE INS CO OF AMERICA	OH	183,056,525	20,724,188	6,060,898	78,087,246	42,482,061

Summary of Financial Condition as of December 31, 2005 Life and Disability Insurers

COMPANY NAME	STATE	ADMITTED ASSETS	CAPITAL & SURPLUS	NET GAIN FROM OPERATIONS	PREM/ANNUITY CONSIDERATIONS	INCURRED BENEFITS
FAMILY LIFE INS CO	TX	104,421,806	17,172,327	(3,973,798)	21,535,737	10,287,270
FAMILY SERVICE LIFE INS CO	TX	600,574,836	87,088,463	13,753,091	31,527	20,051,870
FARM BUREAU LIFE INS CO	IA	5,370,715,562	395,855,419	44,921,173	494,628,572	543,232,297
FARMERS NEW WORLD LIFE INS CO	WA	6,744,360,023	634,578,790	161,542,099	653,515,279	540,292,885
FEDERAL HOME LIFE INS CO	VA	1,619,430,143	1,088,367,747	114,469,537	49,488,992	53,334,055
FEDERAL LIFE INS CO (MUTUAL)	IL	233,023,703	35,881,648	(3,259,024)	19,986,765	21,821,152
FEDERATED LIFE INS CO	MN	815,406,117	197,193,562	18,221,172	108,374,887	90,152,007
FIDELITY AND GUARANTY LIFE INS CO	MD	17,458,288,003	654,021,546	(150,819,624)	2,327,069,174	3,313,436,182
FIDELITY INVESTMENTS LIFE INS CO	UT	12,280,311,638	566,311,503	45,572,236	533,522,071	967,744,775
FIDELITY LIFE ASSOCIATION, A MUTUAL LEGAL RESERVE CO	IL	579,523,748	287,843,293	4,695,805	15,302,741	20,852,149
FIDELITY LIFE INS CO	PA	9,078,370	8,988,325	167,228	0	0
FIDELITY SECURITY LIFE INS CO	MO	469,060,362	58,991,122	6,763,762	154,380,239	127,679,182
FINANCIAL AMERICAN LIFE INS CO	KS	40,768,690	12,005,387	(2,156,851)	11,533,830	5,807,130
FINANCIAL ASSURANCE LIFE INS CO	TX	8,650,686	7,456,119	172,951	136,805	194,507
FINANCIAL BENEFIT LIFE INS CO	KS	156,417,768	11,312,860	(433,101)	74,834	7,430,697
FIRST ALLMERICA FINANCIAL LIFE INS CO	MA	2,845,384,905	158,254,411	21,609,867	50,743,915	219,508,039
FIRST COLONY LIFE INS CO	VA	7,825,011,661	825,866,207	(16,538,326)	973,091,357	1,360,717,896
FIRST HEALTH LIFE & HEALTH INS CO	TX	109,840,833	32,184,025	7,969,682	43,771,363	32,499,641
FIRST INVESTORS LIFE INS CO	NY	1,241,149,915	92,599,944	9,069,412	101,760,992	106,418,664
FIRST PENN-PACIFIC LIFE INS CO	IN	1,856,277,018	217,711,422	61,989,133	95,824,657	128,898,033
FORETHOUGHT LIFE ASSURANCE CO	IN	2,926,196,483	181,090,364	35,605,987	88,133,266	207,678,444
FORETHOUGHT LIFE INS CO	IN	488,072,737	91,597,544	6,561,394	328,072,109	248,963,712
FORT DEARBORN LIFE INS CO	IL	1,681,389,733	347,104,972	33,523,493	738,840,484	552,758,227
FREMONT LIFE INS CO	CA	7,401,062	4,394,737	(745,553)	59,265	78,517
FUNERAL DIRECTORS LIFE INS CO	TX	416,296,766	41,453,700	3,872,298	83,585,177	80,208,015
GARDEN STATE LIFE INS CO	TX	92,529,491	25,246,667	(2,578,609)	39,755,559	21,121,882
GENERAL AMERICAN LIFE INS CO	MO	14,094,377,233	1,677,306,195	(57,193,153)	94,319,133	384,988,391
GENERAL FIDELITY LIFE INS CO	SC	304,064,702	251,835,417	14,055,338	(1,945,574)	(11,148,487)
GENERAL RE LIFE CORP	CT	2,219,281,040	368,426,946	18,184,132	1,010,659,946	885,304,743
GENERALI USA LIFE REASSURANCE CO	MO	671,260,259	244,917,783	(12,433,173)	196,031,298	159,235,269
GENWORTH LIFE AND ANNUITY INS CO	VA	15,893,602,090	476,017,292	159,537,210	1,301,686,204	655,843,387
GENWORTH LIFE AND HEALTH INS CO	CT	873,271,790	229,681,337	31,307,109	611,363,414	434,793,222
GENWORTH LIFE INS CO	DE	34,936,106,571	3,098,350,582	671,071,687	5,634,662,548	7,152,980,521
GERBER LIFE INS CO	NY	1,101,023,497	172,752,742	26,047,221	278,792,098	196,545,383
GLOBE LIFE AND ACCIDENT INS CO	DE	2,274,712,657	363,433,472	148,113,798	456,912,753	324,949,298
GOLDEN RULE INS CO	IL	825,989,139	375,817,529	196,253,850	1,039,449,049	(996,402,910)
GOVERNMENT PERSONNEL MUTUAL LIFE INS CO	TX	763,987,254	79,330,167	1,687,974	98,805,465	104,882,745
GREAT AMERICAN LIFE ASSURANCE CO	OH	22,049,049	7,737,315	177,347	11,270	785,748
GREAT AMERICAN LIFE INS CO	OH	8,074,313,863	638,074,320	121,556,083	644,442,287	922,456,482

Summary of Financial Condition as of December 31, 2005
Life and Disability Insurers

COMPANY NAME	STATE	ADMITTED ASSETS	CAPITAL & SURPLUS	NET GAIN FROM OPERATIONS	PREM/ANNUITY CONSIDERATIONS	INCURRED BENEFITS
GREAT FIDELITY LIFE INS CO	IN	3,503,996	2,580,832	76,121	353,474	148,691
GREAT REPUBLIC LIFE INS CO	WA	18,742,435	2,681,156	98,797	2,047,727	1,931,086
GREAT SOUTHERN LIFE INS CO	TX	331,768,915	29,125,524	(692,989)	859,217	1,748,801
GREAT WESTERN INS CO	UT	386,564,666	30,752,570	5,818,833	116,887,564	95,151,777
GREAT-WEST LIFE & ANNUITY INS CO	CO	33,616,475,820	1,514,203,428	334,652,946	4,244,235,908	4,631,394,509
GREAT-WEST LIFE ASSURANCE CO	CN	201,064,719	43,545,656	(1,209,211)	8,584,375	14,698,965
GROUP HEALTH OPTIONS, INC.	WA	68,978,716	27,647,260	(513,192)	407,098,349	353,600,959
GUARANTEE TRUST LIFE INS CO	IL	199,221,167	34,007,616	3,902,696	170,776,829	107,917,781
GUARDIAN INS & ANNUITY CO, INC. (THE)	DE	9,855,130,537	244,428,922	20,394,163	1,091,375,497	1,678,513,331
GUARDIAN LIFE INS CO OF AMERICA	NY	24,806,542,141	3,158,570,238	277,575,589	5,885,681,782	5,053,078,856
HART LIFE INS CO	CT	11,471,820	11,454,959	247,134	0	0
HARTFORD LIFE & ACCIDENT INS CO	CT	10,134,039,182	4,347,533,373	667,181,567	2,726,264,378	2,066,815,110
HARTFORD LIFE AND ANNUITY INS CO	CT	75,100,486,495	1,490,265,837	219,038,031	9,152,336,547	7,246,220,893
HARTFORD LIFE GROUP INS CO	IL	2,685,571,966	589,682,477	135,778,578	852,198,642	557,934,522
HARTFORD LIFE INS CO	CT	120,590,125,660	3,021,666,349	172,365,006	10,428,298,701	10,510,536,332
HCC LIFE INS CO	IN	325,311,048	190,579,992	30,419,201	421,079,486	310,762,156
HCSC INS SERVICES CO	IL	49,593,527	30,743,115	(17,547,915)	1,264,957	1,216,448
HEALTH CARE SERVICE CORP, A MUTUAL LEGAL RESERVE CO	IL	7,770,387,257	4,268,276,132	1,145,319,611	11,713,936,189	9,581,653,647
HEALTH NET LIFE INS CO	CA	359,826,158	191,551,738	42,451,787	640,654,469	490,737,477
HEALTHY ALLIANCE LIFE INS CO	MO	456,515,181	199,463,300	63,742,377	1,407,120,370	1,114,917,511
HERITAGE LIFE INS CO	AZ	80,543,359	50,501,207	(682,198)	(13,028)	(37,675)
HM HEALTH INS CO	VA	13,683,992	13,018,916	326,056	0	0
HM LIFE INS CO	PA	400,028,957	125,011,832	8,746,556	286,933,057	209,671,711
HOME OWNERS LIFE INS CO	IL	5,810,550	5,548,516	550,542	4,979,191	1,133,810
HOMESHIELD INS CO.	OK	57,358,218	21,993,891	1,106,802	3,740,884	22,782,128
HOMESTEADERS LIFE CO	IA	1,197,652,006	63,151,732	5,128,414	301,386,723	286,455,156
HORACE MANN LIFE INS CO	IL	4,648,971,138	230,720,457	22,994,162	887,445,000	513,546,935
HOUSEHOLD LIFE INS CO	MI	1,050,447,346	490,910,062	103,444,856	223,873,933	64,320,801
HUMANA INS CO	WI	1,146,906,239	410,695,387	(90,541,015)	3,223,784,245	2,632,914,956
HUMANADENTAL INS CO	WI	92,227,902	62,391,526	20,337,472	249,746,557	172,635,794
IDEALIFE INS CO	CT	20,566,438	12,432,529	568,363	1,541,124	794,528
IDS LIFE INS CO	MN	57,516,459,198	2,942,153,330	327,523,004	7,119,117,882	5,471,130,376
ILLINOIS MUTUAL LIFE INS CO	IL	1,158,389,751	130,651,759	12,861,600	126,156,340	121,243,030
IMERICA LIFE AND HEALTH INS CO	AR	5,382,281	4,647,976	(4,253,926)	35,565	202,593
INDEPENDENCE LIFE AND ANNUITY CO	RI	171,889,854	48,739,825	2,941,306	(871,343)	4,548,713
INDIANAPOLIS LIFE INS CO	IN	3,525,893,012	200,048,235	8,494,030	294,227,237	178,471,428
INDIVIDUAL ASSURANCE CO, LIFE, HEALTH & ACCIDENT	MO	44,053,063	9,881,410	(1,440,041)	27,072,182	15,965,934
INDUSTRIAL-ALLIANCE PACIFIC LIFE INS CO	CN	327,304,270	24,156,197	(373,250)	15,114,887	18,304,733
ING LIFE INS AND ANNUITY CO	CT	56,859,408,912	1,539,094,703	231,559,607	7,359,925,458	7,952,866,422

Summary of Financial Condition as of December 31, 2005

Life and Disability Insurers

COMPANY NAME	STATE	ADMITTED ASSETS	CAPITAL & SURPLUS	NET GAIN FROM OPERATIONS	PREM/ANNUITY CONSIDERATIONS	INCURRED BENEFITS
ING USA ANNUITY AND LIFE INS CO	IA	52,423,132,416	1,846,583,690	58,104,623	6,502,303,974	3,493,513,274
INS INVESTORS LIFE INS CO	TX	N/A				
INTEGRITY LIFE INS CO	OH	4,228,560,599	236,620,698	(4,690,758)	366,716,964	336,917,984
INVESTORS GUARANTY LIFE INS CO	CA	7,660,061	7,445,715	91,202	164,169	99,042
INVESTORS INS CORP	DE	255,610,298	24,721,486	(532,908)	18,787,861	23,943,495
INVESTORS LIFE INS CO OF NORTH AMERICA	TX	1,016,389,462	39,709,038	4,433,883	35,234,954	54,052,236
J.M.I.C. LIFE INS CO	FL	245,818,816	79,110,629	1,189,235	38,051,488	15,179,671
JACKSON NATIONAL LIFE INS CO	MI	60,742,602,023	3,434,049,288	597,226,752	7,432,585,292	5,769,396,463
JEFFERSON NATIONAL LIFE INS CO	TX	1,623,921,385	40,486,154	(1,302,156)	105,845,738	183,989,292
JEFFERSON PILOT FINANCIAL INS CO	NE	12,683,297,332	1,119,873,266	299,771,526	1,768,394,632	1,644,216,722
JEFFERSON PILOT LIFEAMERICA INS CO	NJ	1,389,122,522	100,586,449	(106,115)	128,405,000	170,096,999
JEFFERSON STANDARD LIFE INS CO	NC	9,188,702	8,520,592	288,073	0	0
JEFFERSON-PILOT LIFE INS CO	NC	16,595,715,526	867,420,892	105,621,243	2,054,360,626	2,381,580,207
JOHN ALDEN LIFE INS CO	WI	587,378,462	106,790,695	48,158,214	616,688,370	392,200,819
JOHN HANCOCK LIFE INS CO	MA	72,433,102,484	3,966,311,666	384,628,124	4,072,499,035	7,272,365,338
JOHN HANCOCK LIFE INS CO (U.S.A.)	MI	88,363,987,190	945,042,640	(25,461,783)	10,203,951,247	7,414,793,606
JOHN HANCOCK VARIABLE LIFE INS CO	MA	14,100,396,852	752,735,700	159,714,300	894,057,777	1,202,770,235
KANAWHA INS CO	SC	575,243,216	85,063,166	(8,887,343)	107,900,269	103,244,692
KANSAS CITY LIFE INS CO	MO	3,333,589,811	339,961,362	49,500,408	263,928,393	315,236,254
KEMPER INVESTORS LIFE INS CO	IL	17,324,156,009	410,777,708	34,511,919	198,375,233	717,927,052
LAFAYETTE LIFE INS CO (THE)	IN	1,762,635,020	114,389,780	4,435,427	299,400,890	263,037,168
LANDCAR LIFE INS CO	UT	31,015,701	18,754,584	1,755,207	4,536,827	1,423,475
LIBERTY BANKERS LIFE INS CO	OK	308,001,831	28,431,016	3,325,770	72,024,688	76,115,689
LIBERTY LIFE ASSURANCE CO OF BOSTON	MA	9,026,133,072	431,684,563	32,538,077	805,411,274	985,887,399
LIBERTY LIFE INS CO	SC	1,592,594,161	301,180,190	27,668,994	177,585,006	132,662,292
LIBERTY NATIONAL LIFE INS CO	AL	4,565,746,878	516,124,471	186,055,930	538,349,209	480,807,120
LIFE INS CO OF NORTH AMERICA	PA	5,537,876,783	682,399,154	125,256,219	1,750,768,112	1,391,541,303
LIFE INS CO OF THE SOUTHWEST	TX	4,658,104,452	240,642,408	34,569,596	800,739,582	866,938,493
LIFE INVESTORS INS CO OF AMERICA	IA	10,194,151,166	505,109,726	55,038,065	724,260,049	741,786,165
LIFEWISE ASSURANCE CO	WA	57,247,969	30,574,730	2,489,146	31,755,935	19,451,904
LIFEWISE HEALTH PLAN OF OREGON INC.	OR	131,877,801	62,789,242	13,473,080	371,288,063	301,648,169
LINCOLN BENEFIT LIFE CO	NE	3,075,172,897	267,500,717	8,800,032	0	0
LINCOLN HERITAGE LIFE INS CO	IL	514,320,077	79,418,544	8,172,097	141,752,841	98,459,025
LINCOLN MEMORIAL LIFE INS CO	TX	109,506,949	13,197,733	6,131,748	12,031,956	13,828,542
LINCOLN MUTUAL LIFE & CASUALTY INS CO	ND	32,269,532	9,647,100	354,091	5,604,327	3,462,293
LINCOLN NATIONAL LIFE INS CO	IN	95,380,517,047	3,214,716,250	467,543,509	11,708,759,492	8,991,054,550
LONDON LIFE REINS CO	PA	1,496,119,562	69,618,391	2,782,423	42,327,596	81,772,925
LOYAL AMERICAN LIFE INS CO	OH	447,833,369	43,362,129	4,147,628	38,279,188	37,532,878
MADISON NATIONAL LIFE INS CO, INC.	WI	759,364,724	129,591,378	(4,402,766)	97,710,865	77,271,274

Summary of Financial Condition as of December 31, 2005
Life and Disability Insurers

COMPANY NAME	STATE	ADMITTED ASSETS	CAPITAL & SURPLUS	NET GAIN FROM OPERATIONS	PREM/ANNUITY CONSIDERATIONS	INCURRED BENEFITS
MAMSI LIFE AND HEALTH INS CO	MD	139,396,027	67,929,839	87,228,521	553,476,041	403,257,566
MANHATTAN LIFE INS CO (THE)	NY	400,457,058	43,647,048	3,548,247	17,709,100	25,263,006
MANHATTAN NATIONAL LIFE INS CO	IL	264,969,278	34,246,002	4,385,149	2,799,562	4,561,115
MANULIFE INS CO	DE	546,444,146	115,419,312	(2,101,800)	451,214	32,213,955
MARQUETTE NATIONAL LIFE INS CO	TX	7,081,615	6,534,973	49,234	0	20,328
MASSACHUSETTS MUTUAL LIFE INS CO	MA	100,693,987,685	6,688,465,608	448,172,026	11,849,787,046	11,601,291,683
MEDAMERICA INS CO	PA	315,134,562	31,538,739	(7,717,414)	34,689,879	48,975,112
MEDCO CONTAINMENT LIFE INS CO	PA	41,202,926	36,584,583	(2,403,539)	0	0
MEDICAL SAVINGS INS CO	IN	52,960,349	8,853,554	216,757	52,464,949	33,862,648
MEDICO INS CO	NE	283,678,640	30,294,675	8,147,959	61,402,596	53,235,062
MEDICO LIFE INS CO	NE	135,172,276	18,307,918	2,114,539	18,779,713	17,858,443
MEGA LIFE AND HEALTH INS CO	OK	1,254,390,809	366,806,061	132,765,608	1,346,408,088	710,941,654
MEMBERS LIFE INS CO	WI	794,891,105	30,925,638	(2,339,995)	67,230,386	95,231,491
MERRILL LYNCH LIFE INS CO	IN	996,920,201	614,547,724	58,477,099	95,419,925	37,640,687
METLIFE INVESTORS INS CO	AR	14,062,479,629	400,950,969	115,979,662	685,816,730	1,582,451,492
METLIFE INVESTORS USA INS CO	MO	9,278,846,964	175,411,561	(2,063,547)	1,179,551,022	747,160,532
METROPOLITAN LIFE INS CO	DE	18,807,764,610	538,368,224	(248,879,549)	4,434,382,119	1,920,789,301
METROPOLITAN TOWER LIFE INS CO	NY	250,355,681,279	8,639,301,872	1,341,594,308	26,335,305,351	27,887,208,453
MIDLAND NATIONAL LIFE INS CO	DE	5,806,116,555	690,348,511	85,326,582	73,740,684	228,166,045
MID-WEST NATIONAL LIFE INS CO OF TENNESSEE	IA	18,824,108,330	964,575,446	190,069,769	2,190,306,736	2,340,402,968
MIDWEST SECURITY LIFE INS CO	TX	426,142,624	154,418,143	80,547,557	427,686,364	196,912,931
MIDWESTERN UNITED LIFE INS CO	WI	92,093,478	44,488,002	16,684,730	221,145,219	179,905,317
MINNESOTA LIFE INS CO	IN	254,856,773	89,642,325	5,750,830	5,034,871	7,449,232
MMA INS CO	IN	18,569,548	11,944,180	351,420	3,441,813,589	2,946,505,059
MML BAY STATE LIFE INS CO	CT	4,377,380,396	217,757,884	43,582,140	21,001,020	15,311,776
MONUMENTAL LIFE INS CO	MD	20,222,076,678	884,970,267	265,613,930	75,740,806	135,368,954
MONY LIFE INS CO	NY	11,022,767,778	968,559,333	170,704,699	1,242,624,708	1,743,087,933
MONEY LIFE INS CO OF AMERICA	AZ	6,200,371,007	239,252,193	(3,577,736)	567,349,808	900,099,403
MTL INS CO	IL	1,227,164,932	105,645,354	10,244,414	396,217,483	841,203,748
MUNICH AMERICAN REASSURANCE CO	GA	3,923,118,955	532,245,745	(51,477,976)	106,342,052	114,949,482
MUTUAL OF AMERICA LIFE INS CO	NY	11,838,778,049	801,828,401	133,210,120	822,180,676	895,023,190
MUTUAL OF OMAHA INS CO	NE	4,150,150,794	1,749,374,580	79,599,389	1,170,074,636	1,359,491,196
MUTUAL SERVICE LIFE INS CO	MN	355,457,866	51,534,110	6,100,365	1,862,559,153	1,472,650,839
NATIONAL BENEFIT LIFE INS CO	NY	809,556,115	324,147,534	37,201,700	20,048,808	29,376,051
NATIONAL FARMERS UNION LIFE INS CO	TX	291,610,373	40,605,570	6,982,098	289,164,030	135,882,543
NATIONAL FOUNDATION LIFE INS CO	TX	46,983,994	9,610,709	973,439	8,778,039	14,269,897
NATIONAL GUARDIAN LIFE INS CO	WI	1,349,182,060	139,926,880	10,283,759	52,223,795	33,359,633
NATIONAL HEALTH INS CO	TX	40,388,635	7,277,078	8,262,284	137,717,333	172,378,057

Summary of Financial Condition as of December 31, 2005 Life and Disability Insurers

COMPANY NAME	STATE	ADMITTED ASSETS	CAPITAL & SURPLUS	NET GAIN FROM OPERATIONS	PREM/ANNUITY CONSIDERATIONS	INCURRED BENEFITS
NATIONAL LIFE INS CO	VT	7,901,244,304	623,465,036	125,531,649	559,535,642	598,312,634
NATIONAL STATES INS CO	MO	91,962,020	15,616,276	(3,460,337)	82,724,723	66,625,498
NATIONAL TEACHERS ASSOCIATES LIFE INS CO	TX	134,625,153	20,263,379	3,371,651	53,402,085	31,002,606
NATIONAL WESTERN LIFE INS CO	CO	5,655,249,308	598,468,181	59,356,487	673,136,036	773,609,914
NATIONWIDE LIFE AND ANNUITY CO OF AMERICA	DE	957,688,463	63,557,707	10,314,334	29,141,727	138,975,966
NATIONWIDE LIFE AND ANNUITY INS CO	OH	7,730,385,288	209,152,950	(14,032,072)	114,723,152	69,621,534
NATIONWIDE LIFE INS CO	OH	92,685,276,311	2,601,843,357	494,840,817	10,213,357,299	13,194,854,967
NATIONWIDE LIFE INS CO OF AMERICA	PA	6,640,663,889	660,246,280	112,776,043	312,044,657	347,802,166
NEW ENGLAND LIFE INS CO	MA	10,779,109,897	318,775,646	50,207,751	1,639,367,615	1,334,490,471
NEW YORK LIFE INS & ANNUITY CORP	DE	60,315,888,862	2,157,379,410	229,067,359	6,435,653,243	6,920,536,162
NEW YORK LIFE INS CO	NY	107,881,618,748	10,549,094,963	719,435,859	9,272,263,026	10,608,816,945
NGL-AMERICAN LIFE INS CO	WI	121,761,808	24,655,327	3,841,385	5,596,374	6,012,673
NIPPON LIFE INS CO OF AMERICA	IA	162,854,457	111,196,211	4,596,730	211,133,921	174,146,789
NORTH AMERICAN CO FOR LIFE AND HEALTH INS	IL	5,103,272,970	432,732,028	42,119,143	563,312,122	650,551,827
NORTH CAROLINA MUTUAL LIFE INS CO	NC	151,707,652	18,744,517	(2,872,359)	70,638,794	57,060,383
NORTH COAST LIFE INS CO	WA	126,258,770	6,150,720	678,258	9,741,999	11,916,673
NORTHWESTERN LONG TERM CARE INS CO	WI	157,905,688	62,382,359	(3,470,346)	69,071,963	34,946,237
NORTHWESTERN MUTUAL LIFE INS CO	WI	132,972,531,579	10,380,534,593	617,350,929	11,256,975,542	10,987,811,852
NUTMEG LIFE INS CO	IA	9,617,902	9,594,347	179,556	0	0
NY LIFE INS CO OF ARIZONA	AZ	140,267,458	29,820,118	(7,691,729)	40,219,321	29,426,715
OCCIDENTAL LIFE INS CO OF NORTH CAROLINA	TX	258,375,830	27,174,358	5,097,874	22,492,292	19,700,940
OHIO NATIONAL LIFE ASSURANCE CORP	OH	2,208,575,772	164,446,094	8,207,825	280,900,760	321,532,728
OHIO NATIONAL LIFE INS CO (THE)	OH	10,361,574,935	749,815,903	109,488,837	1,305,982,275	867,664,956
OHIO STATE LIFE INS CO	TX	10,677,770	6,500,862	(26,819)	0	0
OLD AMERICAN INS CO	MO	246,206,224	23,578,720	5,757,689	65,005,059	45,417,314
OLD RELIANCE INS CO	AZ	3,340,444	1,653,123	(285,479)	991,648	423,887
OLD REPUBLIC LIFE INS CO	IL	142,721,148	31,847,054	611,691	28,114,028	24,293,764
OLD STANDARD LIFE INS CO	ID	N/A				
OLD UNITED LIFE INS CO	AZ	62,321,635	33,968,705	4,914,468	3,555,334	(2,017,714)
OLD WEST ANNUITY & LIFE INS CO	AZ	168,716,416	31,074,644	5,436,025	(4,094,629)	(2,917,060)
ONENATION INS CO	IN	95,800,927	85,272,262	8,716,245	2,590,475	899,923
OXFORD LIFE INS CO	AZ	633,180,462	101,466,577	9,585,182	41,160,356	43,216,648
PACIFIC GUARDIAN LIFE INS CO, LIMITED	HI	453,044,193	81,232,999	6,621,972	61,216,003	56,654,260
PACIFIC LIFE & ANNUITY CO	AZ	1,505,917,423	359,343,901	35,376,589	397,635,123	240,817,008
PACIFIC LIFE INS CO	NE	74,885,539,285	3,008,818,427	199,973,065	9,388,071,058	6,854,732,913
PACIFICARE LIFE AND HEALTH INS CO	IN	375,732,138	147,211,695	149,218,576	678,742,235	581,547,960
PAN-AMERICAN ASSURANCE CO	LA	21,954,603	14,158,675	118,401	99,354	368,231
PAN-AMERICAN LIFE INS CO	LA	1,640,445,058	269,942,457	(3,813,576)	141,690,980	141,817,501
PARAGON LIFE INS CO	MO	635,762,668	40,045,769	4,563,540	179,017,527	124,854,185

Summary of Financial Condition as of December 31, 2005
Life and Disability Insurers

COMPANY NAME	STATE	ADMITTED ASSETS	CAPITAL & SURPLUS	NET GAIN FROM OPERATIONS	PREM/ANNUITY CONSIDERATIONS	INCURRED BENEFITS
PARK AVENUE LIFE INS CO	DE	485,303,285	167,037,530	15,862,005	11,187,265	19,753,158
PARKER CENTENNIAL ASSURANCE CO	WI	49,059,361	37,721,914	599,495	10,242,678	10,344,713
PAUL REVERE LIFE INS CO (THE)	MA	5,325,917,339	1,138,139,227	143,687,982	642,257,808	767,024,823
PAUL REVERE VARIABLE ANNUITY INS CO (THE)	MA	140,557,683	114,867,731	8,617,105	0	322,630
PENINSULAR LIFE INS CO	FL	5,947,459	5,859,296	2,020	0	0
PENN INS AND ANNUITY CO (THE)	DE	1,176,407,868	110,244,620	20,482,146	33,001,509	99,928,719
PENN MUTUAL LIFE INS CO (THE)	PA	9,152,631,839	1,248,230,344	188,628,196	910,053,801	923,695,782
PENN TREASY NETWORK AMERICA INS CO	PA	1,026,344,575	40,887,211	3,393,894	9,511,096	35,530,088
PENNSYLVANIA LIFE INS CO	PA	579,325,592	74,389,896	9,791,321	171,480,703	128,975,158
PEOPLES BENEFIT LIFE INS CO	IA	14,551,720,363	703,720,240	96,236,136	877,994,311	869,251,677
PERICO LIFE INS CO	DE	17,302,075	15,520,420	280,814	0	5,583
PHARMACISTS LIFE INS CO (THE)	IA	32,308,525	6,558,248	(270,892)	2,765,188	3,688,765
PHILADELPHIA AMERICAN LIFE INS CO	TX	147,317,101	13,263,151	(433,914)	68,970,734	55,533,971
PHL VARIABLE INS CO	CT	5,465,587,312	264,824,577	12,250,949	565,722,902	677,627,438
PHOENIX LIFE AND ANNUITY CO	CT	53,064,230	14,520,182	2,168,919	5,865,139	5,033,294
PHOENIX LIFE INS CO	NY	16,736,033,721	885,511,479	106,239,337	1,058,297,358	1,464,102,040
PHOENIX NATIONAL INS CO	OH	8,138,404	7,717,567	612,251	0	0
PHYSICIANS LIFE INS CO	NE	1,334,089,240	79,088,137	2,669,600	275,095,205	281,087,357
PHYSICIANS MUTUAL INS CO	NE	1,241,343,212	717,890,893	42,058,149	461,142,011	307,853,855
PIONEER AMERICAN INS CO	TX	42,894,998	10,955,524	729,316	5,646,324	3,905,000
PIONEER MUTUAL LIFE INS CO, A STOCK SUBSIDIARY OF AMERICAN UNITED MUTUAL INS HOLDING CO	ND	465,076,970	32,042,172	1,738,617	31,513,833	41,576,521
PIONEER SECURITY LIFE INS CO	TX	84,212,539	66,782,320	1,787,078	4,986,686	2,528,032
PRESIDENTIAL LIFE INS CO	NY	4,460,797,702	291,337,902	90,410,432	145,555,779	353,677,050
PRIMARY HEALTH NETWORK, INC.	ID	4,139,444	3,024,566	410,974	25,752,089	20,521,669
PRIMERICA LIFE INS CO	MA	5,437,586,252	1,702,667,416	335,861,262	1,130,896,331	591,781,701
PRINCIPAL HEALTH INS CO	IA	11,088,705	10,850,250	42,040	0	0
PRINCIPAL LIFE INS CO	IA	111,738,632,310	3,660,313,128	630,673,180	6,197,996,963	6,694,033,275
PROFESSIONAL INS CO	TX	70,561,453	15,550,316	(2,312,837)	46,901,532	28,013,579
PROTECTIVE LIFE INS CO	TN	18,707,688,277	1,379,563,732	51,129,210	1,228,863,622	1,897,849,196
PROVIDENT AMERICAN LIFE & HEALTH INS CO	OH	6,557,177	4,902,596	485,422	4,070,385	1,760,710
PROVIDENT LIFE AND ACCIDENT INS CO	TN	7,952,621,834	1,343,689,263	123,849,144	1,043,802,661	1,102,818,446
PROVIDENT LIFE AND CASUALTY INS CO	TN	649,341,446	90,792,799	10,883,449	76,066,029	77,000,729
PRUCO LIFE INS CO	AZ	23,433,174,577	540,131,739	(13,675,361)	2,235,103,598	1,791,381,470
PRUDENTIAL INS CO OF AMERICA (THE)	NJ	221,916,062,817	7,065,245,981	1,845,465,007	16,510,347,969	17,497,893,431
PRUDENTIAL RETIREMENT INS AND ANNUITY CO	CT	52,660,476,227	989,778,139	210,384,462	12,231,937	1,277,921,914
PYRAMID LIFE INS CO (THE)	KS	149,356,191	41,938,874	1,234,507	137,414,953	107,198,419
REASSURE AMERICA LIFE INS CO	IL	11,639,344,952	561,526,218	59,414,718	(930,800,705)	(627,056,228)
REGENCE BLUESHIELD OF IDAHO, INC.	ID	196,300,268	98,394,309	31,943,289	296,281,434	202,242,135

Summary of Financial Condition as of December 31, 2005

Life and Disability Insurers

COMPANY NAME	STATE	ADMITTED ASSETS	CAPITAL & SURPLUS	NET GAIN FROM OPERATIONS	PREM/ANNUITY CONSIDERATIONS	INCURRED BENEFITS
REGENCE LIFE AND HEALTH INS CO	OR	60,305,359	30,501,485	2,683,795	35,017,603	20,158,114
RELIABLE LIFE INS CO (THE)	MO	691,746,039	54,242,258	12,104,672	117,254,638	76,945,171
RELIAANCE LIFE INS CO	DE	9,650,144	9,407,913	220,660	0	(15,627)
RELIAANCE STANDARD LIFE INS CO	IL	2,613,493,208	369,098,880	46,729,360	762,605,194	644,235,615
RELIANSTAR LIFE INS CO	MN	22,042,630,670	1,880,139,699	190,706,592	3,114,417,890	3,731,503,165
RELIANSTAR LIFE INS CO OF NEW YORK	NY	2,805,403,819	279,895,545	36,029,600	360,173,454	292,204,516
RENAISSANCE LIFE & HEALTH INS CO	IN	6,558,900	6,156,270	(1,250,350)	3,432,264	2,540,201
RENAISSANCE LIFE & HEALTH INS CO OF AMERICA	DE	12,463,640	10,144,073	(1,502,786)	3,054,099	2,613,439
REPUBLIC AMERICAN LIFE INS CO	TX	3,755,325	2,441,540	(1,158,979)	3,808,217	2,667,371
RESERVE NATIONAL INS CO	OK	98,874,285	34,808,617	6,615,045	131,941,390	85,753,230
RESOURCE LIFE INS CO	IL	126,171,704	32,549,628	(728,071)	1,389,102	(652,111)
REVIVOS REINS CANADA LTD.	CN	36,374,638	20,060,368	167,227	5,409,675	4,754,743
REVIVOS REINS U.S. INC.	CA	340,827,602	61,352,741	2,723,078	25,271,615	22,023,452
RGA REINS CO	MO	9,778,217,301	975,110,163	(65,783,532)	3,556,677,423	1,852,409,236
S.USA LIFE INS CO, INC.	AZ	15,355,327	11,402,485	(3,148,245)	1,396,542	797,070
SAGE LIFE ASSURANCE OF AMERICA, INC.	DE	111,216,776	11,846,456	(301,389)	(217,976)	5,214,775
SCOR LIFE INS CO	TX	55,786,052	31,444,820	4,403,769	1,515,615	816,711
SCOR LIFE U.S. RE INS CO	TX	2,129,820,062	107,058,097	17,253,850	(60,366,244)	1,219,478
SCOTTISH RE LIFE CORP	DE	614,659,509	74,332,343	8,757,191	114,286,437	118,717,288
SEARS LIFE INS CO	TX	77,018,423	60,706,738	1,669,431	16,794,380	4,676,470
SECURIAN LIFE INS CO	MN	116,560,321	113,138,350	104,994	6,872,028	5,817,777
SECURITY BENEFIT LIFE INS CO	KS	11,509,559,923	588,211,304	36,369,201	1,296,975,943	1,371,599,313
SECURITY FINANCIAL LIFE INS CO.	NE	798,590,453	81,979,488	5,315,037	74,824,584	77,487,970
SECURITY LIFE INS CO OF AMERICA	MN	83,063,725	12,368,838	2,820,915	105,809,871	68,326,828
SECURITY LIFE OF DENVER INS CO	CO	23,814,539,694	1,529,862,124	122,992,740	3,548,992,118	4,200,321,529
SECURITY MUTUAL LIFE INS CO OF NEW YORK	NY	1,958,418,227	99,751,425	7,446,118	251,280,755	259,173,217
SECURITY NATIONAL LIFE INS CO	UT	277,318,522	14,938,685	1,087,675	27,609,637	94,171,602
SENTINEL SECURITY LIFE INS CO	UT	50,626,213	21,107,776	1,001,222	5,424,966	3,615,244
SENTRY LIFE INS CO	WI	2,817,408,117	233,522,161	27,143,368	297,406,305	308,790,811
SERVUS LIFE INS CO	CT	11,696,247	11,178,233	195,451	0	0
SIERRA HEALTH AND LIFE INS CO, INC.	CA	77,163,456	45,172,901	6,514,448	109,049,299	73,352,428
SOUTHWESTERN LIFE INS CO	TX	1,758,507,859	167,368,242	27,383,782	79,212,754	128,688,955
STANDARD INS CO	OR	10,810,752,890	944,536,325	205,572,911	2,962,227,109	2,140,849,250
STANDARD LIFE AND ACCIDENT INS CO	OK	513,541,090	196,391,889	19,893,688	213,935,881	159,800,917
STANDARD LIFE INS CO OF INDIANA	IN	1,552,218,551	80,794,524	17,306,646	(6,291,727)	41,350,762
STANDARD SECURITY LIFE INS CO OF NEW YORK	NY	312,423,115	110,593,156	9,719,657	146,103,950	107,133,558
STATE FARM ANNUITY AND LIFE INS CO	IL	7,919,048	7,881,582	122,011	0	0
STATE FARM LIFE INS CO	IL	39,874,561,166	4,504,453,880	294,248,873	3,661,381,666	3,786,362,147
STATE LIFE INS CO (THE)	IN	2,302,845,027	108,377,332	(57,607,115)	97,460,528	1,839,896,049

Summary of Financial Condition as of December 31, 2005

Life and Disability Insurers

COMPANY NAME	STATE	ADMITTED ASSETS	CAPITAL & SURPLUS	NET GAIN FROM OPERATIONS	PREM/ANNUITY CONSIDERATIONS	INCURRED BENEFITS
STATE MUTUAL INS CO	GA	358,543,437	23,222,800	3,095,996	25,743,146	41,357,934
STATES GENERAL LIFE INS CO	TX	N/A				
STERLING INVESTORS LIFE INS CO	GA	22,320,679	5,500,173	(253,431)	2,765,137	2,267,773
STERLING LIFE INS CO	IL	145,506,008	85,890,764	34,922,639	286,999,912	194,189,570
STONEBRIDGE LIFE INS CO	VT	1,882,528,411	142,415,159	158,164,170	541,830,362	249,812,387
SUN LIFE ASSURANCE CO OF CANADA	CN	13,011,446,992	651,561,217	136,979,199	1,866,874,917	1,671,002,396
SUN LIFE ASSURANCE CO OF CANADA (U.S.)	DE	40,293,920,565	1,542,520,080	144,273,275	3,008,427,192	4,300,410,734
SUNAMERICA LIFE INS CO	AZ	62,336,638,424	4,409,984,219	349,417,422	10,207,671	2,244,229,473
SUNSET LIFE INS CO OF AMERICA	MO	479,321,999	38,010,332	9,554,938	22,211,668	32,218,179
SURETY LIFE INS CO	NE	31,326,375	11,456,146	1,004,428	(21,647,446)	(19,909,031)
SWISS RE LIFE & HEALTH AMERICA INC.	CT	12,172,850,236	2,341,296,686	449,370,486	2,190,835,858	2,036,658,662
SYMETRA LIFE INS CO	WA	18,824,483,188	1,260,135,894	151,072,292	921,368,251	1,606,584,693
SYMETRA NATIONAL LIFE INS CO	WA	16,495,886	9,814,933	(932,052)	409,017	1,560,991
TEACHERS INS AND ANNUITY ASSOCIATION OF AMERICA	NY	174,921,341,415	13,222,641,092	1,684,033,063	10,300,310,833	14,217,061,384
TEMPLETON FUNDS ANNUITY CO	FL	21,654,393	11,971,341	405,809	0	3,987,748
TEXAS LIFE INS CO	TX	896,350,458	34,184,983	6,463,814	90,314,059	93,979,870
THRIVENT LIFE INS CO	MN	3,922,479,856	163,358,052	34,491,061	146,264,987	457,547,011
TIAA-CREF LIFE INS CO	NY	3,326,951,979	324,430,162	22,406,588	140,613,403	170,064,883
TIME INS CO	WI	879,226,448	262,296,068	102,180,314	1,304,477,071	803,218,345
TOWN & COUNTRY LIFE INS CO	UT	5,235,814	2,807,003	(4,345)	113,848	176,299
TRANS WORLD ASSURANCE CO	CA	311,412,346	64,753,873	6,656,481	15,085,917	11,501,973
TRANSAMERICA FINANCIAL LIFE INS CO	NY	16,512,513,099	802,095,679	118,313,696	2,519,311,924	2,334,750,493
TRANSAMERICA LIFE INS CO	IA	68,927,073,221	2,418,045,214	289,421,877	5,081,584,434	5,174,202,736
TRANSAMERICA OCCIDENTAL LIFE INS CO	IA	29,687,272,568	2,132,653,000	(415,835,868)	2,041,050,195	3,267,110,091
TRAVELERS INS CO (THE)	CT	68,345,651,157	4,081,298,835	917,062,570	4,648,446,080	6,091,296,592
TRAVELERS LIFE AND ANNUITY CO (THE)	CT	19,429,074,790	782,377,303	(95,464,510)	1,967,307,502	2,360,911,171
TRUSTMARK INS CO	IL	1,210,244,161	203,790,435	21,437,608	145,966,378	208,629,322
TRUSTMARK LIFE INS CO	IL	558,412,697	88,640,967	21,019,419	721,064,801	456,063,593
U.S. FINANCIAL LIFE INS CO	OH	410,051,069	49,540,783	(36,539,602)	34,323,494	74,401,968
UBS LIFE INS CO USA	CA	43,479,161	28,607,570	6,637,370	3,229,706	140,145,561
ULLICO LIFE INS CO	TX	11,769,447	9,279,634	430,483	1,457,291	921,442
UNICARE LIFE AND HEALTH INS CO	DE	1,258,802,679	287,986,364	16,366,217	1,574,827,356	1,313,159,250
UNIFIED LIFE INS CO	TX	68,268,781	13,319,644	2,330,069	11,162,940	11,834,199
UNIMERICA INS CO	WI	54,722,578	28,633,509	4,142,163	55,139,455	36,748,913
UNION BANKERS INS CO	TX	98,461,880	9,676,009	(1,164,641)	18,490,272	16,096,261
UNION CENTRAL LIFE INS CO (THE)	OH	6,685,104,917	336,939,263	12,339,756	889,103,155	892,752,800
UNION FIDELITY LIFE INS CO	IL	19,119,732,263	891,265,219	151,776,916	438,713,175	2,468,140,256
UNION LABOR LIFE INS CO (THE)	MD	3,347,082,632	139,714,768	52,327,282	263,704,818	189,510,995
UNION SECURITY INS CO	IA	8,408,617,517	535,021,199	129,463,390	1,802,453,940	1,387,483,831

Summary of Financial Condition as of December 31, 2005 Life and Disability Insurers

COMPANY NAME	STATE	ADMITTED ASSETS	CAPITAL & SURPLUS	NET GAIN FROM OPERATIONS	PREM/ANNUITY CONSIDERATIONS	INCURRED BENEFITS
UNION SECURITY LIFE INS CO	DE	112,555,947	23,209,381	1,434,125	50,813,728	20,287,302
UNITED AMERICAN INS CO	DE	1,139,897,036	189,281,295	84,765,151	737,065,357	485,900,418
UNITED BENEFIT LIFE INS CO	OH	3,044,936	2,919,122	(42,308)	0	(25,778)
UNITED CONCORDIA INS CO	AZ	55,425,177	35,633,203	4,530,410	91,327,688	141,858,631
UNITED FAMILY LIFE INS CO	GA	1,025,991,100	884,618,005	77,936,719	4,136,080	3,921,238
UNITED FIDELITY LIFE INS CO	TX	610,348,576	200,986,615	(34,872,342)	30,095,575	8,633,062
UNITED HEALTHCARE INS CO	CT	7,250,079,777	1,836,613,270	1,810,456,996	17,986,893,153	14,805,372,998
UNITED HERITAGE LIFE INS CO	ID	410,038,096	40,969,035	2,301,287	44,742,839	49,790,684
UNITED HOME LIFE INS CO	IN	46,156,432	8,234,569	(1,564,176)	8,027,754	5,245,414
UNITED INS CO OF AMERICA	IL	1,959,226,171	179,829,877	17,876,959	234,259,110	178,554,981
UNITED INVESTORS LIFE INS CO	MO	3,047,360,653	298,648,739	74,455,727	146,806,800	185,179,878
UNITED LIFE INS CO	IA	1,433,113,985	135,361,886	17,264,942	99,925,355	149,798,608
UNITED NATIONAL LIFE INS CO OF AMERICA	IL	8,116,443	1,845,750	(123,724)	2,326,978	1,536,433
UNITED OF OMAHA LIFE INS CO	NE	12,803,845,053	1,208,195,919	109,297,695	1,212,171,138	1,458,393,141
UNITED STATES LIFE INS CO IN THE CITY OF NEW YORK	NY	4,112,660,722	337,314,456	(145,971,559)	317,638,452	745,657,741
UNITED TEACHER ASSOCIATES INS CO	TX	463,750,166	64,656,230	4,224,032	232,391,011	182,866,739
UNITED WORLD LIFE INS CO	NE	69,138,019	17,686,515	2,234,662	2,971,953	3,407,311
UNITY FINANCIAL LIFE INS CO	PA	36,827,982	5,938,720	206,205	16,342,849	13,194,811
UNITY MUTUAL LIFE INS CO	NY	357,905,742	21,388,532	3,193,475	23,659,224	26,070,148
UNIVERSAL GUARANTY LIFE INS CO	OH	259,753,616	25,645,716	2,703,322	13,060,897	16,016,989
UNIVERSAL UNDERWRITERS LIFE INS CO	KS	287,569,257	40,195,207	8,218,425	51,461,897	22,264,751
UNIVERSE LIFE INS CO (THE)	ID	N/A				
UNUM LIFE INS CO OF AMERICA	ME	15,074,438,321	1,354,600,463	255,053,264	2,711,011,311	2,292,558,124
US HEALTH AND LIFE INS CO	MI	33,067,181	8,923,089	531,117	31,182,287	23,165,779
USAA LIFE INS CO	TX	10,501,302,899	875,941,504	133,977,029	873,342,968	1,100,573,522
USABLE LIFE	AR	180,137,795	82,154,270	8,192,188	116,888,934	72,957,472
VALLEY FORGE LIFE INS CO	IN	2,883,375,619	357,218,801	141,429,115	194,708,147	169,571,421
VANTISLIFE INS CO	CT	712,834,773	64,947,639	2,212,411	46,827,216	62,684,499
VARIABLE ANNUITY LIFE INS CO (THE)	TX	58,319,134,650	2,904,169,545	745,143,286	5,532,038,637	6,147,031,270
VETERANS LIFE INS CO	IL	270,165,408	27,539,687	21,067,563	5,235,544	3,628,547
VISTA LIFE INS CO	MI	27,157,255	18,840,969	2,397,491	(372,855)	(1,028,784)
WASHINGTON NATIONAL INS CO	IL	2,657,759,856	762,012,611	58,856,992	238,086,545	257,934,418
WELLINGTON LIFE INS CO	AZ	7,830,938	6,329,999	1,149,124	7,374,402	3,932,852
WELLMARK COMMUNITY INS. INC.	IA	19,984,480	15,567,306	504,157	326	29
WEST COAST LIFE INS CO	NE	2,752,463,321	260,455,066	30,113,650	202,496,092	271,307,393
WESTERN AND SOUTHERN LIFE INS CO (THE)	OH	8,308,134,647	3,070,525,406	124,862,612	394,386,415	534,687,826
WESTERN MUTUAL INS CO	UT	9,593,544	4,428,825	402,695	17,814,537	14,220,745
WESTERN RESERVE LIFE ASSURANCE CO. OF OHIO	OH	10,697,715,302	391,449,468	105,129,265	1,146,259,438	1,036,260,346
WESTERN UNITED LIFE ASSURANCE CO	WA	1,159,579,693	41,663,645	(12,784,531)	9,048,861	67,387,472

Summary of Financial Condition as of December 31, 2005
Life and Disability Insurers

COMPANY NAME	STATE	ADMITTED ASSETS	CAPITAL & SURPLUS	NET GAIN FROM OPERATIONS	PREM/ANNUITY CONSIDERATIONS	INCURRED BENEFITS
WESTERN-SOUTHERN LIFE ASSURANCE CO	OH	9,132,725,263	578,102,019	92,385,374	861,874,507	1,110,588,097
WESTWARD LIFE INS CO	AZ	47,605,650	42,044,914	1,956,822	827,297	(681,448)
WILLIAM PENN LIFE INS CO OF NEW YORK	NY	999,518,177	118,867,844	21,754,334	57,170,574	63,281,232
WILTON REASSURANCE CO	MN	151,472,328	54,362,156	(23,940,799)	49,052,078	69,722,796
WORLD INS CO	NE	222,527,057	96,571,511	18,739,212	163,317,230	92,165,626
XL LIFE INS AND ANNUITY CO	IL	834,977,677	86,882,257	5,019,260	0	1,404,037

Summary of Financial Condition as of December 31, 2005
Property and Casualty Insurers

COMPANY NAME	STATE	ADMITTED ASSETS	CAPITAL & SURPLUS	NET INCOME	NET PREMIUMS WRITTEN	NET LOSSES & LAE	OTHER EXPENSES	NET LOSS & LAE RATIO	NET OTHER EXPENSE RATIO
21ST CENTURY INS CO	CA	1,600,666,392	690,926,408	112,976,956	1,326,996,009	998,763,520	273,620,456	74.6%	20.4%
ACA FINANCIAL GUARANTY CORP	MD	595,365,786	286,108,776	20,150,831	86,605,241	9,390,168	28,190,748	20.2%	60.5%
ACA INS CO	AK	24,336,560	13,687,292	536,983	4,947,594	1,981,165	1,492,887	61.6%	46.4%
ACCEPTANCE CASUALTY INS CO	NE	39,576,341	20,897,976	494,777	10,742,340	7,561,224	3,612,994	74.7%	35.7%
ACCIDENT FUND INS CO OF AMERICA	MI	1,885,580,047	493,865,534	36,211,817	499,270,974	352,435,410	126,688,779	68.7%	25.0%
ACCREDITED SURETY AND CASUALTY CO, INC.	FL	30,178,964	18,371,605	3,050,471	23,448,656	4,648,496	13,117,101	21.7%	61.3%
ACE AMERICAN INS CO	PA	6,487,584,934	1,272,773,654	135,052,442	1,434,358,531	1,095,198,549	287,389,510	74.1%	19.5%
ACE AMERICAN REINS CO	PA	257,852,805	123,294,362	23,675,341	743,879	(1,737,262)	513,319	-233.5%	69.0%
ACE FIRE UNDERWRITERS INS CO	PA	75,945,135	53,079,158	1,096,667	7,795,425	6,086,160	2,236,673	75.8%	27.9%
ACE INDEMNITY INS CO	PA	27,303,187	11,462,238	290,546	7,795,425	6,086,160	1,520,383	75.8%	18.9%
ACE PROPERTY AND CASUALTY INS CO	PA	5,232,821,194	1,203,361,088	128,309,073	1,364,199,691	1,065,078,100	273,391,573	75.8%	19.5%
ACIG INS CO	IL	215,702,151	58,630,261	187,994	69,169,604	47,721,729	16,410,949	74.0%	25.4%
ACSTAR INS CO	IL	94,563,659	30,280,936	5,186,375	21,228,305	12,384,779	3,959,797	61.5%	19.7%
ACUITY, A MUTUAL INS CO	WI	1,488,617,628	517,755,619	98,403,209	720,615,605	386,012,765	198,683,478	55.7%	28.6%
ADMIRAL INDEMNITY CO	DE	65,146,637	29,156,403	1,927,820	11,483,962	7,735,400	1,583,182	68.6%	14.0%
ADVANTA INS CO	AZ	12,769,024	12,302,182	1,167,812	2,905,956	(1,285)	1,251,321	0.0%	43.1%
ADVANTAGE WORKERS COMPENSATION INS CO	IN	64,552,501	37,352,215	106,793	28,512,169	17,906,425	9,425,413	67.3%	36.4%
AEGIS SECURITY INS CO	PA	72,002,556	31,498,086	1,374,776	49,972,190	24,362,887	24,828,277	49.2%	50.2%
AETNA INS CO OF CONNECTICUT	CT	27,856,323	25,528,026	3,930,965	7,954,208	3,954,728	591,978	44.2%	6.6%
AFFILIATED FM INS CO	RI	1,112,345,376	489,260,949	68,477,867	332,064,326	166,532,979	77,441,215	53.4%	24.8%
AFFIRMATIVE INS CO	IL	363,425,893	129,510,841	7,458,063	315,497,724	189,412,627	112,122,792	63.6%	37.7%
AGRI GENERAL INS CO	IA	376,576,721	274,396,597	81,305,396	289,851,189	179,504,263	22,727,258	61.5%	7.8%
AIG CENTENNIAL INS CO	PA	583,538,903	262,224,639	9,319,355	286,548,089	213,898,094	76,597,884	75.6%	27.1%
AIG INDEMNITY INS CO	PA	58,087,046	22,686,099	1,572,209	31,838,677	23,766,454	8,510,881	75.6%	27.1%
AIG NATIONAL INS CO, INC.	NY	57,520,854	14,651,028	1,236,064	31,838,677	23,766,453	8,510,550	75.6%	27.1%
AIG PREMIER INS CO	PA	354,568,506	125,803,728	9,812,980	206,951,397	154,481,957	55,320,726	75.6%	27.1%
AIU INS CO	NY	3,269,834,828	1,090,166,831	116,841,644	697,088,567	509,008,526	201,474,865	70.0%	27.7%
ALASKA NATIONAL INS CO	AK	594,447,112	187,138,026	29,965,111	191,588,506	116,220,303	43,938,191	62.0%	23.4%
ALEA NORTH AMERICA INS CO	NY	897,603,623	246,230,155	1,008,213	142,829,942	126,627,809	66,796,889	72.5%	38.2%
ALL NATION INS CO	MN	34,326,404	12,145,824	1,980,869	15,518,243	7,053,954	4,567,273	50.0%	32.4%
ALLEGHENY CASUALTY CO	PA	18,952,186	12,259,644	600,415	25,285,433	5,568	24,238,005	0.0%	97.8%
ALLIANCE ASSURANCE CO OF AMERICA	NY	6,602,843	6,602,843	266,791	0	0	50,878	0.0%	0.0%
ALLIANCE INS CO, INC.	KS	22,977,726	8,493,023	449,182	16,790,393	12,194,906	4,134,110	73.0%	24.7%
ALLIANZ GLOBAL RISKS US INS CO	CA	4,497,996,919	3,407,289,962	9,244,596	37,706,495	68,710,028	14,898,654	225.4%	48.9%
ALLIED PROPERTY AND CASUALTY INS CO	IA	88,255,838	87,011,248	2,766,144	0	0	0	0.0%	0.0%
ALLMERICA FINANCIAL ALLIANCE INS CO	NH	15,519,921	15,501,429	421,255	0	0	0	0.0%	0.0%
ALLMERICA FINANCIAL BENEFIT INS CO	MI	14,690,112	14,681,420	384,827	0	0	0	0.0%	0.0%
ALLSTATE FIRE AND CASUALTY INS CO	IL	15,429,255	15,220,209	634,816	0	0	0	0.0%	0.0%

Summary of Financial Condition as of December 31, 2005
Property and Casualty Insurers

COMPANY NAME	STATE	ADMITTED ASSETS	CAPITAL & SURPLUS	NET INCOME	NET PREMIUMS WRITTEN	NET LOSSES & LAE	OTHER EXPENSES	NET LOSS & LAE RATIO	NET OTHER EXPENSE RATIO
ALLSTATE INDEMNITY CO	IL	114,321,095	111,012,931	4,878,957	0	0	0	0.0%	0.0%
ALLSTATE INS CO	IL	45,243,475,308	14,833,660,382	1,749,963,559	25,081,370,293	19,384,151,952	6,203,427,474	78.3%	25.1%
ALLSTATE PROPERTY AND CASUALTY INS CO	IL	56,007,807	46,423,226	892,467	0	0	0	0.0%	0.0%
ALPHA PROPERTY & CASUALTY INS CO	WI	14,577,600	14,337,895	777,879	0	0	0	0.0%	0.0%
AMBAC ASSURANCE CORP	WI	8,994,397,899	3,327,484,301	707,401,523	1,009,370,029	43,961,153	123,896,958	5.8%	16.3%
AMCO INS CO	IA	988,758,515	398,463,244	19,664,928	0	0	0	0.0%	0.0%
AMERICAN AGRI-BUSINESS INS CO	TX	161,698,430	4,023,232	407,265	0	0	338,186	0.0%	0.0%
AMERICAN ALTERNATIVE INS CORP	DE	409,029,003	152,827,821	5,519,422	34,804,355	19,178,753	(1,198,688)	62.6%	-3.9%
AMERICAN AUTOMOBILE INS CO	MO	370,179,718	145,629,969	15,736,012	107,365,592	71,423,986	31,687,714	66.7%	29.6%
AMERICAN BANKERS INS CO OF FLORIDA	FL	1,282,007,001	260,324,644	4,553,684	673,809,037	244,826,434	384,379,242	42.3%	66.4%
AMERICAN CASUALTY CO OF READING, PENNSYLVANIA	PA	108,048,609	108,011,658	2,900,103	0	0	0	0.0%	0.0%
AMERICAN CENTENNIAL INS CO	DE	37,625,505	15,058,096	(2,880,070)	795	14,190,754	694,719	1785000.5%	87386.0%
AMERICAN CENTRAL INS CO	MO	41,695,352	41,572,497	818,747	0	0	0	0.0%	0.0%
AMERICAN COMMERCE INS CO	OH	306,987,527	112,072,615	18,498,436	125,005,825	74,841,387	33,176,304	60.8%	26.9%
AMERICAN CONCEPT INS CO	RI	9,666,582	2,802,544	166,751	4,103	921,029	213,126	108.6%	25.1%
AMERICAN CONTRACTORS INDEMNITY CO	CA	174,419,486	43,196,217	8,035,401	68,391,542	15,687,642	36,682,387	25.5%	59.6%
AMERICAN ECONOMY INS CO	IN	1,643,255,880	502,502,553	105,203,298	813,956,515	507,222,830	232,426,180	62.3%	28.6%
AMERICAN EMPIRE INS CO	OH	66,297,852	33,679,880	5,083,500	12,373,459	7,128,655	1,664,592	52.2%	12.2%
AMERICAN EMPLOYERS' INS CO	MA	37,480,080	37,443,925	11,525,938	0	0	0	0.0%	0.0%
AMERICAN EQUITY SPECIALTY INS CO	CA	44,223,297	18,237,165	1,224,259	12,668,886	8,652,199	3,840,691	70.0%	31.1%
AMERICAN FAMILY HOME INS CO	FL	420,831,418	115,917,836	19,208,376	185,780,130	84,480,871	89,708,481	45.3%	48.1%
AMERICAN FAMILY MUTUAL INS CO	WI	10,467,217,602	4,021,987,141	573,131,594	5,975,594,688	4,083,955,508	1,441,102,671	68.5%	24.2%
AMERICAN FIRE AND CASUALTY CO	OH	38,659,054	35,488,966	14,534,362	(32,487,022)	0	0	0.0%	0.0%
AMERICAN FUJI FIRE AND MARINE INS CO	IL	107,592,064	81,772,914	95,591	6,730,810	4,884,026	4,673,847	77.4%	74.1%
AMERICAN GENERAL INDEMNITY CO	IL	80,521,285	33,366,682	(505,823)	22,994,366	22,048,142	12,546,468	73.9%	42.1%
AMERICAN GENERAL PROPERTY INS CO	TN	62,525,087	47,349,535	2,853,860	10,671,494	6,155,063	3,315,322	56.7%	30.5%
AMERICAN GUARANTEE AND LIABILITY INS CO	NY	187,876,547	139,954,540	6,951,785	0	0	0	0.0%	0.0%
AMERICAN HALLMARK INS CO OF TEXAS	TX	108,795,972	63,654,765	(4,572,147)	59,549,533	20,266,235	19,221,604	61.4%	58.2%
AMERICAN HARDWARE MUTUAL INS CO	OH	304,866,685	108,557,090	12,575,670	115,508,699	69,893,594	36,973,288	61.4%	32.5%
AMERICAN HEALTHCARE INDEMNITY CO	DE	96,439,728	40,937,097	1,486,857	6,412,576	5,101,526	1,442,904	79.4%	22.5%
AMERICAN HOME ASSURANCE CO	NY	24,004,518,746	5,049,650,840	(185,725,295)	7,151,252,325	6,505,053,350	1,584,477,561	92.3%	22.5%
AMERICAN INS CO (THE)	NE	1,499,042,449	507,565,567	90,807,585	493,882,668	328,550,338	145,763,485	66.7%	29.6%
AMERICAN INTERNATIONAL INS CO	NY	1,140,444,691	303,593,396	18,701,312	493,499,491	368,380,049	131,913,546	75.6%	27.1%
AMERICAN INTERNATIONAL SOUTH INS CO	PA	34,896,938	33,831,979	1,484,890	0	0	0	0.0%	0.0%
AMERICAN INTERSTATE INS CO	LA	670,818,095	157,739,692	(1,709,929)	216,715,902	164,401,340	53,494,943	79.5%	25.9%
AMERICAN LIVE STOCK INS CO	IL	65,363,982	48,767,869	1,774,106	21,246,401	14,584,690	5,783,026	64.6%	25.6%
AMERICAN MANUFACTURERS MUTUAL INS CO	IL	10,896,712	10,272,869	130,489	0	0	315,667	0.0%	0.0%
AMERICAN MERCHANTS CASUALTY CO	OH	13,158,803	13,133,256	435,083	0	0	0	0.0%	0.0%

Summary of Financial Condition as of December 31, 2005
Property and Casualty Insurers

COMPANY NAME	STATE	ADMITTED ASSETS	CAPITAL & SURPLUS	NET INCOME	NET PREMIUMS WRITTEN	NET LOSSES & LAE	OTHER EXPENSES	NET LOSS & LAE RATIO	NET OTHER EXPENSE RATIO
AMERICAN MERCURY INS CO	OK	291,115,376	70,531,890	1,976,446	248,137,604	145,069,576	67,987,495	70.3%	32.9%
AMERICAN MODERN HOME INS CO	OH	816,127,934	237,367,291	40,942,223	383,945,837	174,593,795	186,169,927	45.3%	48.3%
AMERICAN MOTORISTS INS CO	IL	32,903,640	30,372,141	(728,862)	0	0	0	0.0%	0.0%
AMERICAN MUTUAL SHARE INS CORP	OH	199,997,995	192,576,921	2,262,806	1,680,361	881,718	6,101,387	52.5%	363.1%
AMERICAN NATIONAL GENERAL INS CO	MO	102,965,872	59,202,565	4,909,554	36,180,273	30,296,112	5,919,966	79.3%	15.5%
AMERICAN NATIONAL PROPERTY AND CASUALTY CO	MO	1,134,751,316	380,867,253	56,870,036	671,395,302	461,014,843	129,264,700	73.5%	20.6%
AMERICAN PREMIER INS CO	IN	8,090,238	6,970,104	666,855	(982,935)	660,512	1,043	68.7%	0.1%
AMERICAN RE-INS CO	DE	17,160,846,547	3,041,384,074	(1,401,010,712)	(4,747,230,701)	(3,678,293,332)	324,886,722	77.0%	-6.8%
AMERICAN RELIABLE INS CO	AZ	411,595,235	91,856,255	(86,510,937)	164,677,518	226,214,063	71,770,259	148.1%	47.0%
AMERICAN ROAD INS CO (THE)	MI	763,559,641	459,191,288	55,213,090	179,809,485	129,803,890	622,289	73.7%	0.4%
AMERICAN SAFETY CASUALTY INS CO	DE	160,595,489	65,142,434	(6,408,626)	24,531,701	23,163,688	11,291,752	101.1%	49.3%
AMERICAN SECURITY INS CO	DE	833,752,220	287,039,365	87,754,971	486,521,693	131,396,925	256,531,679	29.6%	57.7%
AMERICAN SENTINEL INS CO	PA	20,940,424	9,889,026	681,649	16,677,062	8,051,359	8,043,769	48.7%	48.7%
AMERICAN SERVICE INS CO, INC.	IL	89,049,745	30,240,887	6,986,120	39,766,646	24,280,882	8,193,768	61.7%	20.8%
AMERICAN SOUTHERN HOME INS CO	FL	86,224,635	20,453,155	2,736,862	18,578,013	8,448,086	9,001,466	45.3%	48.3%
AMERICAN STANDARD INS CO OF WISCONSIN	WI	354,031,844	226,835,581	11,702,747	0	0	0	0.0%	0.0%
AMERICAN STATES INS CO	IN	2,339,955,871	772,774,742	163,686,676	1,104,655,271	688,373,841	315,435,529	62.3%	28.6%
AMERICAN STATES PREFERRED INS CO	IN	241,054,067	75,869,873	14,564,178	116,279,502	72,460,402	33,203,731	62.3%	28.6%
AMERICAN SUMMIT INS CO	TX	38,998,052	23,075,450	1,438,403	21,715,535	11,115,338	9,339,172	52.6%	44.2%
AMERICAN SURETY CO	IN	11,574,693	9,436,025	969,617	7,518,327	301,613	6,225,688	4.0%	81.9%
AMERICAN WEST INS CO	ND	8,581,117	7,724,498	464,554	(28,801)	(273,580)	0	0.0%	0.0%
AMERICAN ZURICH INS CO	IL	209,416,689	199,635,274	5,730,608	0	0	0	0.0%	0.0%
AMERIN GUARANTY CORP	IL	221,412,754	197,086,972	10,440,615	11,030,172	7,441,624	8,792,504	55.5%	65.6%
AMERISURE MUTUAL INS CO	MI	1,491,487,210	454,437,058	42,395,494	418,324,713	253,937,332	124,191,373	60.9%	29.8%
AMEX ASSURANCE CO	IL	141,439,086	115,232,858	24,869,497	118,888,240	(9,647,659)	62,678,769	-7.4%	48.1%
AMGUARD INS CO	PA	212,336,985	49,122,333	2,139,519	70,222,755	54,106,967	18,043,014	79.6%	26.5%
AMICA MUTUAL INS CO	RI	3,584,950,992	1,796,166,098	145,404,932	1,357,153,775	897,046,035	276,382,847	65.8%	20.3%
ANTHEM INS COMPANIES, INC.	IN	4,371,510,945	2,964,733,281	706,491,897	2,624,996,073	2,256,022,154	110,369,621	86.2%	4.2%
ARCH INS CO	MO	1,076,864,885	476,122,208	12,356,832	140,134,159	108,041,461	17,687,625	78.6%	12.9%
ARCH REINS CO	NE	1,072,774,708	636,408,299	21,445,312	65,302,094	40,053,590	5,789,062	60.2%	8.7%
ARGONAUT INS CO	CA	1,275,515,947	351,415,525	(26,410,012)	216,488,688	119,269,719	85,718,787	60.7%	43.6%
ARGONAUT-MIDWEST INS CO	IL	101,226,251	41,517,659	2,374,480	15,530,710	8,556,306	6,149,383	60.7%	43.6%
ARMED FORCES INS EXCHANGE	KS	141,117,051	70,029,559	(3,492,225)	57,620,960	43,207,480	21,694,216	77.2%	38.8%
ASSOCIATED INDEMNITY CORP	CA	152,451,961	58,579,969	4,800,704	42,946,210	28,569,594	12,675,087	66.7%	29.6%
ASSOCIATED LOGGERS EXCHANGE	ID	26,859,703	10,700,674	788,531	6,612,907	4,164,389	1,582,813	63.2%	24.0%
ASSURANCE CO OF AMERICA	NY	71,818,076	19,574,253	1,026,824	0	0	0	0.0%	0.0%
ASSURED GUARANTY CORP.	MD	1,140,661,558	256,487,701	100,931,109	(83,021,630)	16,181,266	(17,260,230)	18.2%	-19.4%
ATHENA ASSURANCE CO	MN	188,642,774	50,126,244	6,763,505	49,001,754	36,904,730	13,524,321	75.1%	27.5%

Summary of Financial Condition as of December 31, 2005
Property and Casualty Insurers

COMPANY NAME	STATE	ADMITTED ASSETS	CAPITAL & SURPLUS	NET INCOME	NET PREMIUMS WRITTEN	NET LOSSES & LAE	OTHER EXPENSES	NET LOSS & LAE RATIO	NET OTHER EXPENSE RATIO
ATLANTA CASUALTY CO	OH	16,905,582	14,563,773	5,444,367	(982,935)	660,512	1,042	68.7%	0.1%
ATLANTA INTERNATIONAL INS CO	NY	15,880,393	7,294,676	437,801	(188,208)	(239,777)	253,747	127.4%	-134.8%
ATLANTA SPECIALTY INS CO	OH	14,362,911	13,157,014	982,539	(982,935)	660,512	1,043	68.7%	0.1%
ATLANTIC INS CO	TX	24,852,300	23,933,283	665,041	0	0	0	0.0%	0.0%
ATLANTIC MUTUAL INS CO	NY	719,378,341	140,830,275	(67,221,199)	64,760,588	179,728,989	26,532,408	192.7%	28.4%
ATLANTIC SPECIALTY INS CO	NY	71,512,046	50,835,802	2,311,328	12,019,820	8,199,228	4,141,754	70.7%	35.7%
ATRIADIUS TRADE CREDIT INS, INC.	MD	77,921,814	41,065,866	3,273,412	14,881,308	6,047,584	6,188,640	43.0%	44.0%
AUSTIN MUTUAL INS CO	MN	132,546,379	66,881,458	5,958,354	66,523,557	38,798,471	23,951,899	59.3%	36.6%
AUTOMOBILE INS CO OF HARTFORD, CONNECTICUT (THE)	CT	914,716,954	258,675,619	30,653,654	223,782,286	174,682,387	64,015,119	75.1%	27.5%
AUTO-OWNERS INS CO	MI	8,372,989,242	4,129,314,892	388,622,917	2,708,548,472	1,680,119,195	795,741,280	61.1%	28.9%
AVEMCO INS CO	MD	140,319,958	70,943,109	19,392,010	65,333,792	28,817,948	13,807,189	45.4%	21.7%
AVOMARK INS CO	IN	9,830,358	9,784,383	1,042,909	(3,248,701)	0	0	0.0%	0.0%
AXA ART INS CORP	NY	64,799,481	32,361,957	3,498,649	23,994,915	6,601,765	13,469,359	28.4%	58.0%
AXA CORPORATE SOLUTIONS REINS CO	DE	872,220,315	547,100,360	6,429,694	2,097,090	7,987,298	5,775,950	123.9%	89.6%
AXA INS CO	NY	169,170,709	97,557,849	(2,456,286)	1,172,407	12,345,689	3,833,701	626.9%	194.7%
AXA RE AMERICA INS CO	DE	59,454,414	47,769,700	(824,651)	167,169	(887,337)	3,585,628	-530.8%	2144.9%
AXA RE PROPERTY AND CASUALTY INS CO	DE	111,047,102	34,173,258	(27,492,610)	(26,118,231)	13,443,472	8,856,114	-185.7%	-122.3%
AXIS INS CO	IL	19,048,110	18,992,744	617,414	0	0	23,334	0.0%	0.0%
AXIS REINS CO	NY	1,462,307,695	524,135,046	(50,466,024)	573,626,845	253,489,865	116,483,604	80.8%	37.1%
BALBOA INS CO	CA	1,297,172,853	474,705,890	4,492,802	813,709,918	403,887,194	294,739,823	59.2%	43.2%
BANCINSURE, INC.	OK	98,050,435	35,524,054	1,542,910	46,641,809	31,157,499	18,231,209	67.1%	38.3%
BANKERS INS CO	FL	102,858,775	35,135,730	1,642,738	62,402,839	35,155,081	31,636,894	59.0%	53.1%
BANKERS MULTIPLE LINE INS CO	IL	7,494,042	7,444,926	(138,699)	0	0	346,745	0.0%	0.0%
BANKERS STANDARD FIRE AND MARINE CO	PA	89,399,609	17,979,103	2,129,209	35,079,422	27,387,722	6,810,841	75.9%	18.9%
BANKERS STANDARD INS CO	PA	230,408,769	63,800,199	4,972,157	81,851,982	63,904,686	16,180,559	75.8%	19.2%
BAR PLAN MUTUAL INS CO (THE)	MO	51,041,062	17,983,683	(3,751,241)	12,126,886	13,405,759	3,992,498	114.3%	34.1%
BCS INS CO	OH	224,532,899	131,429,022	8,727,415	77,189,041	44,268,323	25,322,650	57.8%	33.1%
BEAZLEY INS CO, INC.	NE	52,118,690	49,719,071	(444,611)	(11,744,789)	(11,810,808)	1,349,978	97.5%	-11.1%
BENCHMARK INS CO	KS	108,180,791	29,387,093	1,029,001	33,186,773	28,382,257	5,899,857	86.0%	17.9%
BERKLEY INS CO	DE	5,870,233,360	1,785,230,929	180,705,089	1,739,246,508	1,176,560,772	433,182,646	72.6%	26.7%
BERKLEY REGIONAL INS CO	DE	2,248,424,000	715,111,896	139,945,600	1,205,196,888	655,453,000	363,660,397	55.5%	30.8%
BIRMINGHAM FIRE INS CO OF PENNSYLVANIA	PA	3,486,844,285	949,284,097	(2,576,993)	932,497,214	834,994,588	199,175,652	90.2%	21.5%
BITUMINOUS CASUALTY CORP	IL	706,118,493	232,351,829	23,690,931	243,816,117	173,413,481	61,716,061	71.1%	25.3%
BITUMINOUS FIRE & MARINE INS CO	IL	327,884,911	83,445,637	10,879,975	150,891,036	95,329,849	52,523,504	63.2%	34.8%
BOSTON OLD COLONY INS CO	IL	35,619,303	35,605,214	1,833,089	0	0	0	0.0%	0.0%
BRISTOL WEST INS CO	PA	136,986,738	36,739,346	1,220,926	65,833,276	43,879,298	24,864,809	72.4%	41.0%
BROTHERHOOD MUTUAL INS CO	IN	273,862,186	107,867,708	13,410,151	149,333,241	87,218,575	44,698,725	59.5%	30.5%
CALIFORNIA CAPITAL INS CO	CA	379,103,384	156,115,910	17,145,070	177,269,602	92,896,145	62,204,954	54.8%	36.7%

Summary of Financial Condition as of December 31, 2005
Property and Casualty Insurers

COMPANY NAME	STATE	ADMITTED ASSETS	CAPITAL & SURPLUS	NET INCOME	NET PREMIUMS WRITTEN	NET LOSSES & LAE	OTHER EXPENSES	NET LOSS & LAE RATIO	NET OTHER EXPENSE RATIO
CALIFORNIA CASUALTY GENERAL INS CO OF OREGON	OR	78,873,107	29,121,857	2,854,845	36,980,188	28,731,029	10,467,648	72.7%	26.5%
CALIFORNIA CASUALTY INDEMNITY EXCHANGE	CA	507,159,599	289,894,993	33,193,542	117,874,348	91,580,156	33,365,629	72.7%	26.5%
CALIFORNIA CASUALTY INS CO	CA	154,720,228	77,396,734	3,495,176	50,847,758	39,505,165	14,393,017	72.7%	26.5%
CALIFORNIA INS CO	CA	124,415,364	79,172,182	19,684,729	40,021,683	19,012,700	(483,264)	48.1%	-1.2%
CAMDEN FIRE INS ASSOCIATION (THE)	NJ	87,160,649	75,703,543	(14,764,107)	0	0	0	0.0%	0.0%
CAMICO MUTUAL INS CO	CA	133,911,873	46,702,875	2,276,061	48,741,623	32,581,110	14,448,702	70.5%	31.2%
CANAL INS CO	SC	1,227,278,998	527,681,312	34,592,861	487,705,709	345,815,181	138,939,915	70.9%	28.5%
CAPITAL MARKETS ASSURANCE CORP	NY	94,955,693	94,785,972	(6,640,726)	0	0	12,861,268	0.0%	0.0%
CAPITOL INDEMNITY CORP	WI	417,963,754	171,850,019	32,843,355	163,500,498	99,892,146	68,668,151	52.5%	36.1%
CARDIF PROPERTY AND CASUALTY INS CO	TX	10,594,316	9,434,280	(14,556)	999,911	287,234	960,297	26.7%	96.0%
CAROLINA CASUALTY INS CO	FL	824,307,084	221,940,987	(1,119,624)	350,992,179	308,619,600	83,465,659	85.5%	23.1%
CASUALTY UNDERWRITERS INS CO	UT	5,016,144	3,813,182	(69,508)	2,462,183	1,333,682	1,522,644	53.2%	60.7%
CATERPILLAR INS CO	MO	115,364,105	37,370,838	667,573	47,709,294	23,207,815	6,216,996	81.3%	21.8%
CEM INS CO	IL	3,059,020	2,630,527	15,381	685,034	(217,925)	941,707	-36.7%	158.4%
CENTENNIAL INS CO	NY	277,887,428	74,904,056	(26,625,421)	21,586,863	59,909,665	8,867,748	192.7%	28.5%
CENTRAL STATES INDEMNITY CO OF OMAHA	NE	269,260,478	191,979,016	3,782,475	100,572,577	42,112,444	57,480,246	41.9%	57.2%
CENTRE INS CO	DE	583,234,090	126,588,281	5,072,917	1,634,640	12,961,584	15,094,132	122.4%	142.5%
CENTURION CASUALTY CO	IA	315,205,861	279,577,743	21,608,165	16,130,837	2,655,629	1,417,860	12.7%	6.8%
CENTURY INDEMNITY CO	PA	986,564,083	25,000,000	(74,608,762)	2,794,427	190,665,844	7,754,438	6823.1%	277.5%
CENTURY REINS CO	PA	105,682,067	81,690,754	2,632,716	0	(348,631)	42,826	0.0%	0.0%
CENTURY-NATIONAL INS CO	CA	529,381,159	173,527,346	42,466,936	202,128,999	112,990,435	63,164,550	54.1%	30.2%
CHARTER OAK FIRE INS CO (THE)	CT	789,475,094	180,551,979	27,907,129	207,928,370	162,380,810	59,507,012	75.1%	27.5%
CHEROKEE INS CO	MI	175,956,606	61,429,290	9,056,827	117,367,672	90,836,036	12,466,930	81.5%	11.2%
CHICAGO INS CO	IL	269,444,469	102,053,140	8,309,293	64,419,330	42,854,392	19,012,505	66.7%	29.6%
CHUBB INDEMNITY INS CO	NY	193,845,524	43,658,430	6,534,205	49,119,985	32,129,806	13,309,378	65.7%	27.2%
CHUBB NATIONAL INS CO	IN	161,241,256	43,253,745	6,253,772	49,119,985	32,129,806	13,309,355	65.7%	27.2%
CHURCH MUTUAL INS CO.	WI	963,930,148	272,514,653	36,066,597	415,941,980	269,052,046	84,620,952	68.8%	21.6%
CIFG ASSURANCE NORTH AMERICA, INC.	NY	175,332,597	108,574,553	(2,505,159)	10,298,416	0	10,210,411	0.0%	269.9%
CIM INS CORP	MI	47,755,361	15,552,220	537,892	0	0	(19,810)	0.0%	0.0%
CINCINNATI CASUALTY CO	OH	335,438,589	262,897,192	12,697,365	0	0	0	0.0%	0.0%
CINCINNATI INDEMNITY CO (THE)	OH	82,855,382	62,721,754	2,135,786	0	0	0	0.0%	0.0%
CINCINNATI INS CO (THE)	OH	9,993,039,954	4,193,807,691	517,091,402	3,078,516,891	1,811,930,509	906,378,350	59.2%	29.6%
CIVIL SERVICE EMPLOYEES INS CO	CA	145,560,819	55,865,543	4,498,862	59,300,976	24,272,974	18,952,765	54.3%	42.4%
CLAREMONT LIABILITY INS CO	CA	28,523,263	12,750,734	(2,241,634)	(289,370)	2,410,548	230,094	-812.6%	-77.6%
CLARENDON NATIONAL INS CO	NJ	1,896,188,120	664,879,036	147,111,950	(47,569,835)	75,167,994	65,680,702	50.7%	44.3%
CLEARWATER INS CO	DE	1,127,539,775	602,930,954	(61,801,326)	22,576,827	152,546,336	9,220,481	667.3%	40.3%
CLEARWATER SELECT INS CO	DE	111,161,054	76,136,723	16,051,592	(57,959)	(10,917,000)	(601,549)	-48532.9%	-2674.3%
CLERMONT INS CO	IA	21,898,796	21,760,010	649,624	0	0	0	0.0%	0.0%

Summary of Financial Condition as of December 31, 2005
Property and Casualty Insurers

COMPANY NAME	STATE	ADMITTED ASSETS	CAPITAL & SURPLUS	NET INCOME	NET PREMIUMS WRITTEN	NET LOSSES & LAE	OTHER EXPENSES	NET LOSS & LAE RATIO	NET OTHER EXPENSE RATIO
CMG MORTGAGE ASSURANCE CO	WI	9,088,088	8,150,999	(104,783)	488,474	275,939	419,659	61.9%	94.1%
CMG MORTGAGE INS CO	WI	319,677,699	121,811,610	16,939,661	60,151,396	6,364,812	11,807,382	11.4%	21.1%
COLOGNE REINS CO OF AMERICA	CT	68,135,673	35,454,783	(1,533,356)	168,710	4,058,694	38,426	2405.7%	22.8%
COLONIAL AMERICAN CASUALTY AND SURETY CO	MD	24,810,836	22,185,491	1,168,317	0	0	0	0.0%	0.0%
COLONIAL SURETY CO	PA	16,101,811	6,207,937	471,484	5,683,588	2,297,465	2,091,134	47.8%	43.5%
COLONY SPECIALTY INS CO	OH	134,451,225	31,559,255	3,929,770	47,860,128	27,105,693	14,266,230	62.0%	32.6%
COLORADO CASUALTY INS CO	CO	23,579,742	14,876,294	1,697,591	0	0	0	0.0%	0.0%
COLUMBIA INS CO	NE	13,710,303,846	8,845,979,706	4,339,353,977	2,161,760,144	2,436,892,077	131,187,584	120.0%	6.5%
COLUMBIA MUTUAL INS CO	MO	303,289,538	143,833,229	15,332,112	146,818,173	80,113,582	44,953,447	57.8%	32.4%
COMMERCE AND INDUSTRY INS CO	NY	6,679,069,153	1,456,818,967	5,216,169	1,864,994,429	1,767,500,176	398,351,305	95.5%	21.5%
COMMERCIAL CASUALTY INS CO	CA	230,025,999	41,413,456	(15,339,714)	(1,705,584)	23,058,350	891,887	7224.0%	279.4%
COMMERCIAL GUARANTY CASUALTY INS CO	IN	151,278,687	117,502,960	13,047,669	(276,300)	(7,342,623)	1,643,475	-187.1%	41.9%
COMMERCIAL INS CO OF NEWARK, NJ	SC	53,340,802	53,144,214	4,056,916	0	1,458,815	(1,458,815)	0.0%	0.0%
COMMERCIAL LOAN INS CORP	WI	10,427,766	9,801,394	682,110	76,999	0	82,231	0.0%	112.5%
COMMONWEALTH INS CO OF AMERICA	WA	53,861,439	19,449,094	(774,861)	11,450,550	11,185,193	3,085,270	100.0%	27.6%
CONNIE LEE INS CO	WI	220,314,186	92,618,533	(10,370,207)	(323,000)	29,089,963	206,143	370.1%	2.6%
CONSTITUTION INS CO	NY	49,557,867	37,837,062	(621,968)	379,779	751,313	1,404,993	147.6%	276.0%
CONTINENTAL CASUALTY CO	IL	35,913,173,763	6,743,258,086	392,446,628	6,752,704,756	5,857,602,966	1,953,831,216	94.3%	31.5%
CONTINENTAL HERITAGE INS CO	OH	7,755,977	6,327,443	203,817	1,876,962	44,164	1,681,590	2.4%	93.1%
CONTINENTAL INS CO (THE)	SC	4,029,864,017	1,776,413,239	38,132,962	0	(6,687,832)	0	0.0%	0.0%
CONTINENTAL NATIONAL INDEMNITY CO	OH	11,042,871	10,053,577	713,416	(257,235)	(315,984)	404	124.0%	-0.2%
CONTINENTAL REINS CORP	SC	97,419,221	96,065,864	1,853,043	0	0	0	0.0%	0.0%
CONTINENTAL WESTERN INS CO	IA	247,421,628	77,969,149	6,834,032	0	0	0	0.0%	0.0%
CONTRACTORS BONDING AND INS CO	WA	169,935,584	54,197,062	15,765,949	74,230,009	12,466,717	26,373,936	19.9%	42.1%
CONVERIUM INS (NORTH AMERICA) INC.	NJ	76,565,132	62,029,897	552,060	(354)	(269,275)	1,536,570	76066.4%	-434059.3%
COPIC INS CO	CO	389,975,256	123,252,488	7,712,699	103,973,684	69,420,404	17,992,136	73.6%	19.1%
CORE INS CO	VT	34,347,290	33,871,714	755,231	0	0	65,720	0.0%	0.0%
COREGIS INS CO	IN	442,906,997	212,326,546	16,469,238	177,040	(2,286,351)	7,465,567	-583.4%	1904.9%
CORNHUSKER CASUALTY CO	NE	785,197,390	628,284,567	234,502,403	61,959,455	28,385,769	17,489,138	47.3%	29.2%
COUNTRY CASUALTY INS CO	IL	74,120,028	56,482,170	1,608,598	0	0	0	0.0%	0.0%
COUNTRY MUTUAL INS CO	IL	3,068,772,726	1,308,330,726	124,162,746	1,783,298,830	1,088,417,136	542,255,217	64.0%	31.9%
COUNTRY PREFERRED INS CO	IL	67,832,199	15,193,875	796,083	0	0	0	0.0%	0.0%
COURTESY INS CO	FL	317,424,833	91,926,492	13,153,864	104,489,158	26,088,474	24,429,577	41.8%	39.2%
CPA INS CO	MI	7,336,374	5,832,955	106,620	1,182,634	602,179	832,738	50.9%	70.4%
CRUM & FORSTER INDEMNITY CO	DE	34,447,981	10,406,284	603,811	7,452,207	5,692,353	2,033,660	74.1%	26.5%
CSE SAFEGUARD INS CO	CA	68,109,199	25,664,311	2,652,512	29,650,487	12,136,486	9,476,383	54.3%	42.4%
CUMBERLAND CASUALTY & SURETY CO	FL	16,811,111	(3,748,951)	5,531,166	167,708	(8,848,277)	1,181,229	-1226.9%	163.8%
CUMIS INS SOCIETY, INC.	WI	1,057,215,751	414,673,077	11,679,366	506,694,242	322,798,425	175,327,237	68.7%	37.3%

Summary of Financial Condition as of December 31, 2005
Property and Casualty Insurers

COMPANY NAME	STATE	ADMITTED ASSETS	CAPITAL & SURPLUS	NET INCOME	NET PREMIUMS WRITTEN	NET LOSSES & LAE	OTHER EXPENSES	NET LOSS & LAE RATIO	NET OTHER EXPENSE RATIO
CYPRESS INS CO	CA	432,356,487	238,495,543	96,161,583	92,285,297	55,832,081	17,397,599	62.8%	19.6%
DAMLERCHRYSLER INS CO	MI	404,012,829	190,018,784	16,771,947	110,761,244	97,687,963	14,379,327	88.8%	13.1%
DAIRYLAND INS CO	WI	1,169,698,055	373,129,508	43,399,695	365,823,913	258,138,742	87,844,752	73.5%	25.0%
DAKOTA FIRE INS CO	ND	160,260,799	38,694,257	5,276,555	76,274,041	43,163,991	24,167,031	62.1%	34.8%
DALLAS NATIONAL INS CO	TX	118,176,037	40,504,635	9,413,419	31,149,099	12,223,684	10,332,885	41.6%	35.1%
DANIELSON INS CO	CA	8,542,264	6,691,041	97,005	1,242,558	1,065,724	488,725	84.1%	38.6%
DANIELSON NATIONAL INS CO	CA	11,643,270	9,024,278	195,117	1,242,558	1,060,489	497,689	83.7%	39.3%
DARWIN NATIONAL ASSURANCE CO	DE	334,203,978	173,583,425	(20,824,005)	80,372,777	21,586,883	31,436,437	71.7%	104.4%
DEALERS ASSURANCE CO	OH	33,588,040	14,350,842	672,279	8,111,339	2,389,927	2,386,112	45.6%	45.5%
DEERBROOK INS CO	IL	33,626,426	33,432,426	1,454,026	0	0	0	0.0%	0.0%
DENTISTS BENEFITS INS CO	OR	13,183,863	10,330,081	762,595	3,458,370	357,953	1,755,961	10.6%	52.1%
DENTISTS INS CO (THE)	CA	212,880,549	126,408,735	8,304,543	33,315,490	16,586,250	10,377,986	51.2%	32.1%
DEPOSITORS INS CO	IA	44,915,828	44,220,097	1,477,513	0	0	0	0.0%	0.0%
DEVELOPERS SURETY AND INDEMNITY CO	IA	103,476,313	43,981,627	5,926,406	43,303,523	8,831,523	27,260,891	22.4%	69.1%
DIAMOND STATE INS CO	IN	161,773,557	108,040,030	3,287,876	12,603,032	8,217,470	3,548,428	69.7%	30.1%
DIRECT NATIONAL INS CO	AR	6,283,036	6,089,676	40,735	(302,894)	(101,375)	106,059	33.5%	-35.0%
DISCOVER PROPERTY & CASUALTY INS CO	IL	104,063,740	35,056,096	4,531,099	24,500,877	18,452,365	6,762,160	75.1%	27.5%
DOCTORS' CO, AN INTERINS EXCHANGE (THE)	CA	1,725,184,589	503,158,970	77,579,066	455,173,136	283,405,291	80,764,821	63.0%	18.0%
DORINCO REINS CO	MI	1,726,411,830	494,952,905	44,835,144	276,769,687	240,772,178	55,145,190	89.1%	20.4%
EASTGUARD INS CO	PA	55,207,019	14,899,846	374,984	20,063,644	14,996,686	5,157,490	77.2%	26.5%
ECONOMY FIRE & CASUALTY CO	IL	326,113,368	314,333,050	24,768,963	0	0	0	0.0%	0.0%
ECONOMY PREFERRED INS CO	IL	7,918,126	7,661,235	354,496	0	0	0	0.0%	0.0%
ECONOMY PREMIER ASSURANCE CO	IL	31,792,054	31,637,512	1,437,032	0	0	0	0.0%	0.0%
ELECTRIC INS CO	MA	1,142,508,357	298,559,613	20,609,343	399,258,864	372,258,613	58,895,165	88.5%	14.0%
EMPIRE FIRE AND MARINE INS CO	NE	361,575,811	128,607,502	5,090,554	0	0	0	0.0%	0.0%
EMPLOYERS COMPENSATION INS CO	CA	1,443,575,566	277,219,994	44,631,144	206,668,869	120,187,253	53,926,124	58.4%	26.2%
EMPLOYERS' FIRE INS CO (THE)	CA	110,797,840	59,440,883	1,943,088	30,049,568	20,498,073	10,354,400	70.7%	35.7%
EMPLOYERS INS CO OF WAUSAU	WI	4,687,160,333	1,070,662,454	59,229,707	1,695,374,415	1,369,583,431	413,382,466	82.6%	24.9%
EMPLOYERS MUTUAL CASUALTY CO	IA	1,832,225,590	663,247,938	61,624,628	597,167,373	409,426,665	195,171,407	66.3%	31.1%
EMPLOYERS REINS CORP	MO	18,203,552,267	5,388,862,304	(583,323,107)	2,033,950,027	3,691,551,169	620,457,928	168.5%	28.3%
ENCOMPASS INDEMNITY CO	IL	23,028,316	19,383,057	1,107,512	0	0	0	0.0%	0.0%
ENDURANCE REINS CORP OF AMERICA	NY	1,449,206,062	514,844,178	(66,693,537)	271,628,571	285,597,293	132,538,823	89.7%	41.6%
ENUMCLAW PROPERTY AND CASUALTY INS CO	WA	7,022,443	6,662,582	171,820	0	0	0	0.0%	0.0%
EQUITY INS CO	TX	58,889,309	24,373,218	4,806,682	29,867,980	22,490,278	6,895,384	74.7%	22.9%
EULER AMERICAN CREDIT INDEMNITY CO	NY	300,781,474	156,330,502	32,714,453	108,107,800	35,300,525	45,455,582	34.4%	44.4%
EVEREST NATIONAL INS CO	DE	608,626,468	136,844,171	19,759,384	105,457,440	63,687,758	23,943,913	58.7%	22.1%
EVEREST REINS CO	DE	9,315,551,333	2,327,594,165	(26,874,316)	2,289,177,691	2,129,583,759	582,471,743	92.0%	25.2%
EVERGREEN NATIONAL INDEMNITY CO	OH	46,139,611	31,340,971	2,395,451	8,498,331	(12,125)	6,483,540	-0.2%	81.2%

Summary of Financial Condition as of December 31, 2005
Property and Casualty Insurers

COMPANY NAME	STATE	ADMITTED ASSETS	CAPITAL & SURPLUS	NET INCOME	NET PREMIUMS WRITTEN	NET LOSSES & LAE	OTHER EXPENSES	NET LOSS & LAE RATIO	NET OTHER EXPENSE RATIO
EXCESS SHARE INS CORP	OH	48,849,425	13,314,845	1,532,755	2,338,392	36,000	1,506,106	1.5%	64.4%
EXECUTIVE RISK INDEMNITY INC.	DE	2,435,791,763	656,360,253	106,964,809	785,929,165	514,101,982	213,018,156	65.7%	27.2%
EXPLORER INS CO	CA	102,360,240	28,448,268	2,908,997	37,420,678	21,674,228	12,124,269	60.3%	33.7%
FACTORY MUTUAL INS CO	RI	7,979,279,857	4,204,219,177	525,792,884	2,265,224,537	1,193,486,364	534,078,673	53.4%	23.9%
FAIRFIELD INS CO	CT	32,133,572	19,697,945	1,303,480	(6,737,205)	(6,821,792)	1,185,831	101.3%	-17.6%
FAIRMONT INS CO	CA	47,426,636	18,428,340	3,879,714	20,660,087	13,239,560	7,091,107	63.3%	33.9%
FAIRMONT PREMIER INS CO	CA	188,030,948	137,222,000	3,307,588	31,815,519	20,368,554	10,909,397	63.3%	33.9%
FAIRMONT SPECIALTY INS CO	DE	248,243,914	96,805,992	14,810,515	106,581,989	68,234,651	36,546,488	63.3%	33.9%
FARM BUREAU MUTUAL INS CO OF IDAHO	ID	325,190,809	159,548,995	16,460,874	134,085,646	83,816,234	32,835,817	64.1%	25.1%
FARMERS ALLIANCE MUTUAL INS CO	KS	261,252,817	120,219,342	48,780,261	146,915,930	106,705,446	36,174,539	73.0%	24.7%
FARMERS INS CO OF IDAHO	ID	146,314,229	49,024,654	5,172,817	81,142,198	52,858,697	21,720,401	67.4%	27.7%
FARMERS INS EXCHANGE	CA	11,402,700,174	2,721,024,752	220,726,561	5,598,811,641	3,707,071,560	1,499,528,634	68.5%	27.7%
FARMERS MUTUAL HAIL INS CO OF IOWA	IA	292,853,583	189,303,934	23,531,196	169,054,900	104,805,119	35,858,197	62.4%	21.3%
FARMINGTON CASUALTY CO	CT	931,496,072	218,000,701	28,052,263	242,439,178	189,444,279	69,424,848	75.1%	27.5%
FARMLAND MUTUAL INS CO	IA	338,169,586	118,483,879	9,825,924	148,033,700	95,346,661	44,782,761	65.8%	30.9%
FEDERAL INS CO	IN	25,377,517,154	8,833,075,087	1,353,427,901	7,195,039,938	4,656,824,875	1,985,715,240	65.0%	27.7%
FEDERATED MUTUAL INS CO	MN	3,580,961,912	1,413,389,665	128,544,389	1,044,626,562	766,478,664	263,595,345	72.7%	25.0%
FEDERATED RURAL ELECTRIC INS EXCHANGE	KS	255,233,433	76,622,739	9,325,889	90,369,960	77,251,389	11,864,513	86.4%	13.3%
FEDERATED SERVICE INS CO	MN	340,145,995	92,907,813	12,451,780	116,069,618	85,164,296	29,288,371	72.7%	25.0%
FFG INS CO	TX	48,385,505	33,439,879	4,176,010	4,643,037	1,406,162	974,084	20.8%	14.4%
FIDELITY AND CASUALTY CO OF NEW YORK (THE)	SC	147,550,462	147,217,677	12,694,925	0	0	0	0.0%	0.0%
FIDELITY AND DEPOSIT CO OF MARYLAND	MD	213,830,797	186,842,092	6,651,280	0	0	0	0.0%	0.0%
FIDELITY AND GUARANTY INS CO	IA	14,677,954	14,202,758	1,096,505	0	0	0	0.0%	0.0%
FIDELITY AND GUARANTY INS UNDERWRITERS, INC.	WI	31,489,251	31,345,441	1,296,502	0	0	0	0.0%	0.0%
FIDELITY NATIONAL PROPERTY AND CASUALTY INS CO	NY	238,684,312	49,568,338	26,468,598	3,144,664	1,677,049	(38,223,094)	53.3%	-1215.5%
FINANCIAL CASUALTY & SURETY, INC.	TX	8,198,055	6,825,171	868,600	1,694,066	317,737	256,704	18.9%	15.3%
FINANCIAL GUARANTY INS CO	NY	3,504,088,328	1,162,903,588	192,009,304	374,858,469	22,197,291	66,436,704	12.1%	36.2%
FINANCIAL INDEMNITY CO	CA	67,931,045	35,766,430	7,664,936	29,053,749	16,170,950	7,611,815	51.2%	24.1%
FINANCIAL PACIFIC INS CO	CA	211,919,745	53,449,777	5,119,145	68,420,527	46,053,878	12,931,833	75.4%	21.2%
FINANCIAL SECURITY ASSURANCE INC.	NY	3,769,839,229	1,538,454,321	245,904,893	395,744,544	4,808,472	113,829,460	1.9%	44.7%
FIRE INS EXCHANGE	CA	1,837,719,705	456,775,919	39,545,983	811,421,977	536,765,420	217,559,516	68.4%	27.7%
FIREMAN'S FUND INS CO	CA	9,695,633,985	2,850,201,410	487,581,654	3,220,975,055	2,142,719,596	953,018,243	66.7%	29.7%
FIREMEN'S INS CO OF NEWARK, NEW JERSEY	SC	529,158,973	529,113,746	6,682,263	0	0	0	0.0%	0.0%
FIRST AMERICAN PROPERTY & CASUALTY INS CO	CA	89,039,791	33,302,377	5,030,373	46,080,040	21,897,546	13,625,046	53.9%	33.6%
FIRST COLONIAL INS CO	FL	238,641,513	70,614,703	(5,249,127)	105,999,825	75,253,679	31,926,427	83.9%	35.6%
FIRST FINANCIAL INS CO	IL	487,417,870	220,602,773	4,621,080	56,575,258	45,573,563	14,807,997	85.3%	27.7%
FIRST LIBERTY INS CORP (THE)	IA	41,986,665	20,375,712	622,427	10,596,090	8,559,899	2,583,642	82.6%	24.9%
FIRST NATIONAL INS CO OF AMERICA	WA	254,964,592	74,529,926	15,494,398	116,279,502	72,460,404	33,203,741	62.3%	28.6%

Summary of Financial Condition as of December 31, 2005
Property and Casualty Insurers

COMPANY NAME	STATE	ADMITTED ASSETS	CAPITAL & SURPLUS	NET INCOME	NET PREMIUMS WRITTEN	NET LOSSES & LAE	OTHER EXPENSES	NET LOSS & LAE RATIO	NET OTHER EXPENSE RATIO
FIRSTCOMP INS CO	NE	155,209,494	33,093,049	3,044,861	97,718,325	63,238,603	24,452,182	69.0%	26.7%
FLOREST'S MUTUAL INS CO	IL	172,964,207	45,417,435	4,200,504	55,096,918	41,628,980	19,094,853	66.6%	30.5%
FOLKAMERICA REINS CO	NY	3,150,801,983	1,074,153,071	(81,690,565)	737,763,615	851,505,501	198,996,808	102.7%	24.0%
FOREMOST INS CO	MI	1,613,661,783	473,475,866	74,908,579	1,206,215,533	587,407,037	499,051,549	51.6%	43.8%
FOREMOST PROPERTY AND CASUALTY INS CO	MI	37,337,033	11,744,060	(199,603)	0	0	2,617,394	0.0%	0.0%
FORT WAYNE HEALTH & CASUALTY INS CO	IN	320,024,020	198,319,921	40,887,158	243,538	(36,611,619)	(3,296,973)	-15033.2%	-1353.8%
FORTRESS INS CO	IL	35,191,351	15,062,973	209,151	2,268,661	2,013,516	796,733	93.9%	37.1%
FRANKENMUTH MUTUAL INS CO	MI	803,558,088	285,839,324	28,420,839	327,041,430	191,539,658	109,358,790	58.9%	33.6%
G.U.I.C. INS CO	OH	37,477,679	18,939,327	1,256,312	12,385,342	5,632,059	6,008,736	45.3%	48.4%
GARRISON PROPERTY AND CASUALTY INS CO	TX	10,542,222	10,500,381	159,744	2,734	0	2,843	0.0%	99.9%
GATEWAY INS CO	MO	43,065,922	12,522,319	851,111	19,731,579	13,042,761	7,532,887	65.1%	37.6%
GE REINS CORP	IL	3,527,730,976	1,041,446,560	(458,845,444)	382,010,074	1,109,676,533	137,005,956	237.8%	29.4%
GEICO CASUALTY CO	MD	248,321,031	98,360,726	13,364,201	68,617,159	43,856,926	11,325,020	61.8%	16.0%
GEICO GENERAL INS CO	MD	138,079,862	65,290,050	4,884,350	0	0	0	0.0%	0.0%
GEICO INDEMNITY CO	MD	3,987,653,749	1,714,024,366	277,506,683	2,850,108,011	1,922,644,639	498,463,721	69.3%	18.0%
GEM STATE INS CO	ID	6,146,516	4,106,133	417,858	2,328,456	1,392,306	638,954	61.2%	28.1%
GENERAL CASUALTY CO OF WISCONSIN	WI	1,450,267,327	698,281,523	63,490,548	426,594,063	310,197,511	147,489,442	63.7%	30.3%
GENERAL FIDELITY INS CO	SC	195,691,275	159,727,959	4,660,194	29,370,293	2,780,695	2,124,434	59.0%	45.1%
GENERAL FIRE & CASUALTY CO	ID	34,204,408	11,034,629	1,351,419	5,779,928	11,860,584	6,470,178	77.0%	42.0%
GENERAL INS CO OF AMERICA	WA	2,725,413,697	814,260,758	170,392,109	1,337,214,275	833,294,650	381,843,007	62.3%	28.6%
GENERAL REINS CORP	DE	14,632,646,158	7,894,084,717	721,128,937	(4,482,375,051)	(4,145,967,391)	178,494,468	104.0%	-4.5%
GENERAL SECURITY NATIONAL INS CO	NY	338,125,393	76,112,413	(18,811,148)	501,871	17,877,939	10,969,668	1414.7%	868.0%
GENERAL STAR NATIONAL INS CO	OH	554,040,492	190,176,462	15,877,252	(49,254,470)	(44,800,203)	3,299,997	121.0%	-8.9%
GENERALI - U.S. BRANCH	NY	77,819,554	41,025,120	(2,663,182)	749,051	802,490	4,814,579	109.7%	658.0%
GENESIS INS CO	CT	215,801,748	95,912,995	7,372,590	(56,850,319)	(35,007,400)	4,761,411	108.9%	-14.8%
GENWORTH HOME EQUITY INS CORP	NC	6,031,230	5,800,151	84,517	0	0	57,610	0.0%	0.0%
GENWORTH MORTGAGE INS CORP	NC	2,847,796,052	188,296,284	188,762,862	397,862,899	107,754,970	175,703,323	28.8%	43.6%
GENWORTH MORTGAGE INS CORP OF NORTH CAROLINA	NC	170,009,206	28,926,053	27,171,107	38,122,881	8,382,785	(68,140)	21.9%	-0.2%
GENWORTH RESIDENTIAL MORTGAGE INS CORP OF NORTH CAROLINA	NC	46,885,407	11,376,060	2,486,887	8,901,093	475,139	2,259,787	7.3%	34.9%
GEOVERA INS CO	MD	75,646,985	44,309,869	7,703,785	29,221,859	1,987,714	357,011	14.7%	2.6%
GERLING AMERICA INS CO	NY	139,705,916	85,244,008	3,327,354	573,767	8,927,011	(394,236)	2524.8%	-111.5%
GLENS FALLS INS CO (THE)	IL	152,504,024	152,193,327	7,994,081	0	5,563,384	(5,563,384)	0.0%	0.0%
GLOBAL REINS CORP OF AMERICA	NY	767,066,670	116,160,859	14,277,067	8,446,449	(12,629,648)	14,805,366	-99.9%	117.1%
GLOBE AMERICAN CASUALTY CO	OH	22,327,788	17,240,324	585,294	0	0	0	0.0%	0.0%
GMAC DIRECT INS CO	MO	8,953,191	8,763,469	166,902	0	0	(20,649)	0.0%	0.0%
GMAC INS CO ONLINE, INC.	MO	13,216,133	10,601,074	194,213	780,686	832,330	316,714	79.5%	30.2%
GOVERNMENT EMPLOYEES INS CO	MD	12,462,319,286	5,686,800,825	941,889,070	7,224,410,187	5,220,759,794	1,180,856,749	73.4%	16.6%
GRANGE INS ASSOCIATION	WA	196,639,538	83,558,715	5,736,510	108,836,175	70,081,566	33,970,985	65.2%	31.6%

Summary of Financial Condition as of December 31, 2005
Property and Casualty Insurers

COMPANY NAME	STATE	ADMITTED ASSETS	CAPITAL & SURPLUS	NET INCOME	NET PREMIUMS WRITTEN	NET LOSSES & LAE	OTHER EXPENSES	NET LOSS & LAE RATIO	NET OTHER EXPENSE RATIO
GRANITE STATE INS CO	PA	33,749,831	30,927,948	1,210,809	0	0	0	0.0%	0.0%
GRAY INS CO (THE)	LA	267,010,398	83,091,092	10,083,448	95,827,567	57,838,483	27,131,947	60.7%	28.5%
GREAT AMERICAN ALLIANCE INS CO	OH	25,305,809	25,148,196	612,360	0	0	0	0.0%	0.0%
GREAT AMERICAN ASSURANCE CO	OH	14,699,647	14,622,362	328,961	0	0	0	0.0%	0.0%
GREAT AMERICAN INS CO	OH	5,163,125,290	1,455,306,239	10,519,316	1,441,896,624	1,212,465,041	447,616,714	88.2%	32.6%
GREAT AMERICAN INS CO OF NEW YORK	NY	53,834,047	53,062,928	1,483,559	0	0	0	0.0%	0.0%
GREAT AMERICAN SECURITY INS CO	OH	16,229,337	16,129,277	387,947	0	0	0	0.0%	0.0%
GREAT AMERICAN SPIRIT INS CO	OH	17,789,893	17,685,303	445,742	0	0	0	0.0%	0.0%
GREAT DIVIDE INS CO	ND	149,704,516	58,119,960	7,690,160	70,264,465	28,968,410	17,036,287	51.8%	30.5%
GREAT MIDWEST INS CO	MI	29,333,449	13,239,579	1,137,268	8,127,905	4,113,479	2,520,371	52.2%	32.0%
GREAT NORTHERN INS CO	MN	1,411,888,762	283,988,390	59,333,770	392,964,560	257,050,749	106,507,349	65.7%	27.2%
GREAT WEST CASUALTY CO	NE	1,410,855,355	400,703,628	67,655,598	676,137,972	427,991,556	142,164,806	68.9%	22.9%
GREATER NEW YORK MUTUAL INS CO	NY	708,467,094	262,637,778	11,670,583	203,723,318	136,017,021	63,486,248	67.6%	31.6%
GREATWAY INS CO	WI	6,909,964	6,856,761	196,156	0	0	0	0.0%	0.0%
GREENWICH INS CO	DE	728,255,834	303,157,055	672,683	95,153,856	82,949,818	15,465,731	88.4%	16.5%
GUARANTEE CO OF NORTH AMERICA USA (THE)	MI	65,088,869	54,440,504	(4,502,897)	9,786,678	5,115,496	9,469,849	64.7%	119.8%
GUARANTEE INS CO	SC	64,216,231	9,520,675	(138,969)	23,870,421	14,507,876	4,918,448	68.4%	23.2%
GUARANTY NATIONAL INS CO	CT	268,846,199	67,637,089	(16,055,995)	(1,471,379)	20,133,068	5,690,415	457.9%	129.4%
GUIDEONE AMERICA INS CO	IA	11,900,826	8,196,660	484,716	0	0	0	0.0%	0.0%
GUIDEONE ELITE INS CO	IA	26,266,977	16,753,945	1,112,596	0	0	0	0.0%	0.0%
GUIDEONE MUTUAL INS CO	IA	847,487,781	263,980,562	4,659,405	322,627,251	219,121,061	98,628,815	68.2%	30.7%
GUIDEONE SPECIALTY MUTUAL INS CO	IA	189,635,737	44,272,327	4,293,005	80,656,812	54,804,592	24,657,204	68.3%	30.7%
HANOVER AMERICAN INS CO (THE)	NH	15,886,560	15,873,066	491,423	0	0	0	0.0%	0.0%
HANOVER INS CO (THE)	NH	3,730,811,546	1,204,603,792	(34,178,960)	1,370,617,295	1,091,701,441	445,554,286	80.7%	33.0%
HARCO NATIONAL INS CO	IL	397,624,137	164,969,269	2,924,262	131,572,846	96,314,835	30,534,008	75.4%	23.9%
HARLEYSVILLE INS CO	MN	97,788,531	25,780,385	3,143,770	34,960,151	23,622,820	12,123,417	67.4%	34.6%
HARLEYSVILLE MUTUAL INS CO	PA	1,391,638,106	579,218,768	37,056,520	279,637,224	183,853,179	99,020,088	65.6%	35.3%
HARTFORD ACCIDENT AND INDEMNITY CO	CT	10,195,892,994	3,260,743,618	462,006,564	3,405,129,747	2,078,580,387	911,567,508	66.0%	29.0%
HARTFORD CASUALTY INS CO	IN	1,943,407,820	823,535,193	99,629,863	572,903,446	349,715,269	153,368,654	66.0%	29.0%
HARTFORD FIRE INS CO	CT	21,569,842,778	10,480,133,321	808,366,889	4,322,816,903	2,638,760,665	1,157,236,207	66.0%	29.0%
HARTFORD INS CO OF THE MIDWEST	IN	267,215,834	188,061,822	18,877,969	52,082,132	31,792,297	13,942,605	66.0%	29.0%
HARTFORD STEAM BOILER INSPECTION AND INS CO (THE)	CT	1,162,810,938	602,576,608	138,628,653	520,745,174	141,685,163	250,114,964	28.6%	46.9%
HARTFORD STEAM BOILER INSPECTION AND INS CO OF CONNECTICUT	CT	83,197,923	41,367,962	8,967,664	26,134,628	4,866,674	9,622,060	18.1%	35.7%
HARTFORD UNDERWRITERS INS CO	CT	1,386,414,721	577,889,047	81,107,233	416,657,051	254,338,377	111,540,839	66.0%	29.0%
HCC INS CO	IN	17,526,074	16,778,333	404,544	6,132	(877,016)	94,556	-14302.3%	1542.0%
HERITAGE CASUALTY INS CO	IL	88,158,556	42,738,489	3,767,951	69,645,270	55,042,588	7,046,815	79.0%	10.1%
HERITAGE INDEMNITY CO	CA	192,210,218	90,490,137	12,180,715	42,420,236	24,617,666	4,120,419	66.6%	11.1%
HIGHMARK CASUALTY INS CO	PA	169,804,643	63,437,000	5,326,515	84,374,124	64,236,486	16,413,031	77.1%	19.7%

Summary of Financial Condition as of December 31, 2005
Property and Casualty Insurers

COMPANY NAME	STATE	ADMITTED ASSETS	CAPITAL & SURPLUS	NET INCOME	NET PREMIUMS WRITTEN	NET LOSSES & LAE	OTHER EXPENSES	NET LOSS & LAE RATIO	NET OTHER EXPENSE RATIO
HOMELAND CENTRAL INS CO	IA	18,738,371	18,616,262	583,207	0	0	0	0.0%	0.0%
HOMESITE INS CO	CT	79,907,093	15,187,584	(1,900,906)	34,771,646	19,669,908	13,080,186	67.3%	44.7%
HORACE MANN INS CO	IL	457,313,112	154,807,466	33,409,186	264,577,146	188,223,291	66,314,863	69.0%	24.3%
HORACE MANN PROPERTY & CASUALTY INS CO	CA	110,240,559	42,498,818	11,206,279	76,743,088	45,556,772	14,284,882	62.9%	19.7%
HOUSING AUTHORITY PROPERTY INS, A MUTUAL CO	VT	132,902,782	57,048,544	20,472,321	40,440,556	11,914,442	7,429,897	30.5%	19.0%
HOUSTON GENERAL INS CO	TX	41,846,999	21,603,134	348,573	197,562	16,478	201,483	92.9%	1136.1%
HUDSON INS CO	DE	328,484,372	117,479,775	9,669,790	179,985,408	87,272,153	50,279,089	59.2%	34.1%
IDAHO COUNTIES RISK MANAGEMENT PROGRAM, UNDERWRITERS	ID	38,760,459	14,189,710	1,205,733	12,957,025	9,533,971	3,313,177	74.9%	26.0%
IDAHO STATE INS FUND	ID	497,390,720	120,867,999	28,836,111	221,822,710	163,964,437	31,249,950	75.8%	14.4%
IDS PROPERTY CASUALTY INS CO	WI	958,302,914	464,309,510	276,177,020	520,148,985	422,001,927	69,730,130	84.0%	13.9%
ILLINOIS NATIONAL INS CO.	IL	52,703,971	52,655,632	2,104,674	0	0	0	0.0%	0.0%
IMPERIAL CASUALTY AND INDEMNITY CO	OK	18,478,376	10,694,077	223,715	12,397,394	7,905,048	4,447,307	63.8%	35.9%
INDEMNITY CO OF CALIFORNIA	CA	16,603,606	8,725,407	1,492,870	7,053,744	530,505	5,372,377	8.0%	81.2%
INDEMNITY INS CO OF NORTH AMERICA	PA	245,577,061	52,446,925	6,943,363	77,954,267	60,861,605	17,569,473	75.8%	21.9%
INDEPENDENCE AMERICAN INS CO	DE	60,056,161	39,335,291	2,667,265	66,117,528	44,748,990	20,667,368	67.7%	31.3%
INDIANA LUMBERMENS MUTUAL INS CO	IN	120,794,656	35,079,172	4,283,600	44,196,974	25,307,115	16,003,476	60.9%	38.5%
INFINITY INS CO	IN	1,679,136,828	552,182,244	160,350,428	1,115,991,468	651,264,373	222,875,376	68.7%	23.5%
INFINITY SELECT INS CO	IN	7,723,879	5,830,765	819,493	(982,935)	660,512	1,043	68.7%	0.1%
INS CO OF NORTH AMERICA	PA	510,983,743	87,238,082	17,150,904	194,885,668	152,154,019	38,316,043	75.8%	19.1%
INS CO OF THE STATE OF PENNSYLVANIA (THE)	PA	3,752,821,171	1,149,967,802	12,676,229	932,497,214	834,994,588	199,175,652	90.2%	21.5%
INS CO OF THE WEST	CA	745,138,837	364,612,120	22,808,643	208,308,440	120,653,250	67,260,589	60.3%	33.6%
INS CORP OF HANNOVER	IL	1,053,956,720	324,764,958	(19,754,612)	399,617,499	160,505,309	80,623,427	68.2%	34.2%
INS CORP OF NEW YORK	NY	163,746,470	(57,840,928)	(15,947,720)	(3,178,812)	15,398,056	(890,014)	-485.5%	28.1%
INTEGON INDEMNITY CORP	NC	91,484,190	45,343,890	2,317,000	0	0	17,659	0.0%	0.0%
INTEGON NATIONAL INS CO	NC	249,422,028	90,613,970	2,632,302	0	0	(5,268)	0.0%	0.0%
INTERNATIONAL BUSINESS & MERCANTILE REASSURANCE CO.	IL	622,444,696	167,245,712	33,661,194	220,576,453	168,866,349	18,155,231	79.2%	8.5%
INTERNATIONAL FIDELITY INS CO	NJ	110,615,985	63,400,350	5,640,845	72,982,905	16,129,876	48,928,628	22.8%	69.1%
INTERSTATE INDEMNITY CO	IL	134,647,511	55,409,562	5,262,716	34,356,768	22,855,676	10,140,068	66.7%	29.6%
INTREPID INS CO	MI	31,953,332	18,630,644	1,577,921	18,491,716	7,445,787	6,500,999	46.3%	40.4%
JEFFERSON INS CO	NY	133,918,262	105,088,741	6,217,651	149,276	407,820	86,472	268.6%	57.0%
JEWELERS MUTUAL INS CO	WI	172,856,651	97,982,319	7,262,964	84,435,662	51,530,446	31,044,067	61.2%	36.8%
KANSAS BANKERS SURETY CO (THE)	KS	146,869,829	119,306,468	9,275,506	21,198,588	6,424,052	6,019,210	30.4%	28.5%
KANSAS CITY FIRE AND MARINE INS CO	SC	25,101,463	24,706,982	871,561	0	985,099	(985,099)	0.0%	0.0%
KEMPER CASUALTY INS CO	IL	26,437,240	22,448,214	322,350	304,870	1,098,296	(4,045)	360.0%	-1.3%
K-M INS CO	OK	16,391,140	16,063,401	421,096	142,010	0	170,625	0.0%	120.2%
LANCER INS CO	IL	474,769,487	82,156,575	27,754,210	78,250,687	50,569,615	26,897,033	67.2%	35.7%
LANDCAR CASUALTY CO	UT	6,367,024	2,835,987	128,852	1,829,533	884,102	160,037	88.7%	16.1%
LAURIER INDEMNITY CO	WI	23,715,181	14,025,113	1,518,444	2,223,858	764,721	628,185	36.4%	29.9%

Summary of Financial Condition as of December 31, 2005
Property and Casualty Insurers

COMPANY NAME	STATE	ADMITTED ASSETS	CAPITAL & SURPLUS	NET INCOME	NET PREMIUMS WRITTEN	NET LOSSES & LAE	OTHER EXPENSES	NET LOSS & LAE RATIO	NET OTHER EXPENSE RATIO
LEADER INS CO	OH	27,799,328	19,747,721	24,823,731	(79,910,479)	660,512	(8,771,908)	68.7%	-912.3%
LEXINGTON NATIONAL INS CORP	MD	31,491,953	8,542,875	3,724,234	9,458,200	(16,639)	5,783,293	-0.2%	64.2%
LEXON INS CO	TX	60,363,477	33,090,204	12,008,707	38,211,844	1,681,767	14,117,697	5.2%	44.0%
LIBERTY AMERICAN SELECT INS CO	FL	58,272,157	24,149,580	(816,400)	23,509,176	17,378,280	8,259,538	75.9%	36.1%
LIBERTY INS CORP	IL	1,632,838,998	290,796,970	7,652,724	635,765,408	513,593,929	155,018,505	82.6%	24.9%
LIBERTY INS UNDERWRITERS INC.	NY	135,118,739	66,726,864	3,237,928	0	0	0	0.0%	0.0%
LIBERTY MUTUAL FIRE INS CO	MA	3,016,812,078	829,974,170	22,086,758	1,059,609,015	855,988,057	258,382,758	82.6%	24.9%
LIBERTY MUTUAL INS CO	MA	26,011,608,289	7,924,696,832	584,140,395	7,046,397,371	5,692,271,274	1,716,888,935	82.6%	24.9%
LIBERTY NORTHWEST INS CORP	OR	1,120,771,569	231,757,394	21,984,809	414,514,417	331,085,218	97,406,512	81.1%	23.9%
LINCOLN GENERAL INS CO	PA	500,277,447	144,688,153	(26,594,422)	217,378,231	188,797,242	78,610,487	82.0%	38.2%
LM GENERAL INS CO	DE	21,591,181	14,825,873	455,582	0	406,202	0	0.0%	0.0%
LM INS CORP	IA	61,576,125	18,527,958	662,122	21,192,178	17,119,798	5,167,284	82.6%	24.9%
LM PERSONAL INS CO	DE	23,010,492	15,732,975	570,780	0	0	0	0.0%	0.0%
LM PROPERTY AND CASUALTY INS CO	IN	996,278,146	701,369,459	29,059,470	569	4,789,779	244,176	844758.2%	43064.6%
LUMBERMENS MUTUAL CASUALTY CO	IL	2,735,065,059	168,313,151	(83,974,339)	(2,762,246)	150,006,206	96,054,126	704.2%	451.0%
LUMBERMENS UNDERWRITING ALLIANCE	MO	360,891,252	97,476,991	16,558,348	98,727,738	43,291,440	40,718,999	48.0%	45.1%
LYNDON PROPERTY INS CO	MO	400,454,154	163,235,475	4,495,578	74,715,440	55,942,472	26,772,104	78.8%	37.7%
LYNDON SOUTHERN INS CO	LA	9,749,075	6,749,270	2,023,579	(2,294,284)	389,241	(1,923,966)	48.9%	-241.5%
MAJESTIC INS CO	CA	174,938,059	43,368,319	8,382,558	76,229,745	44,936,217	22,399,817	63.0%	31.4%
MANUFACTURERS ALLIANCE INS CO	PA	181,720,298	57,555,094	2,571,110	74,039,350	51,216,400	20,442,441	73.2%	29.2%
MAPFRE REINS CO	NJ	247,160,213	147,259,119	(6,469,899)	59,018,117	54,412,474	20,715,758	88.9%	33.9%
MARKEL AMERICAN INS CO	VA	394,729,273	90,898,008	16,950,901	111,143,028	64,401,589	37,428,489	55.0%	32.0%
MARKEL INS CO	IL	541,548,831	145,937,322	47,599,566	279,718,162	108,271,894	82,542,359	43.8%	33.4%
MARTINGALE NATIONAL INS CO	IL	8,239,461	8,217,399	126,804	0	0	130,854	0.0%	0.0%
MARYLAND CASUALTY CO	MD	454,229,849	388,554,025	8,115,639	0	0	0	0.0%	0.0%
MARYLAND INS CO	TX	24,003,307	23,521,289	1,244,753	0	0	0	0.0%	0.0%
MAXUM CASUALTY INS CO	GA	10,219,773	8,709,497	178,858	0	0	0	0.0%	0.0%
MBIA INS CORP. OF ILLINOIS	IL	178,384,259	176,333,039	5,546,483	0	0	4,179,340	0.0%	0.0%
MBIA INS CORP	NY	11,037,019,308	3,800,398,765	634,075,576	812,460,076	188,813,898	179,588,838	25.7%	24.4%
MEDICAL ASSURANCE CO. INC. (THE)	AL	1,570,706,676	328,663,835	54,028,170	298,543,326	238,302,207	41,317,438	78.6%	13.6%
MEDICAL INS EXCHANGE OF CALIFORNIA	CA	318,015,589	108,354,867	12,955,113	73,536,598	57,582,935	9,143,084	80.5%	12.8%
MEDICAL PROTECTIVE CO	IN	2,254,936,087	571,330,518	77,532,327	(342,582,014)	(221,686,668)	56,326,242	103.1%	-26.2%
MEDMARC CASUALTY INS CO	VT	97,146,148	38,899,702	2,570,408	16,591,596	12,782,256	3,875,877	76.2%	23.1%
MENDOTA INS CO	MN	100,787,942	39,243,239	2,661,195	31,672,215	21,630,498	9,601,727	70.0%	31.1%
MERASTAR INS CO	TN	91,389,110	22,107,088	1,967,760	21,663,005	14,207,946	6,766,796	64.8%	30.9%
MERCHANTS BONDING CO (MUTUAL)	IA	57,936,161	41,359,543	4,104,921	22,440,633	2,896,644	13,349,781	13.4%	61.9%
MERITPLAN INS CO	CA	88,651,261	20,390,832	(131,996)	40,953,770	17,559,901	12,813,640	59.2%	43.2%
METROPOLITAN CASUALTY INS CO	RI	44,379,237	43,360,350	1,943,036	0	0	0	0.0%	0.0%

Summary of Financial Condition as of December 31, 2005
Property and Casualty Insurers

COMPANY NAME	STATE	ADMITTED ASSETS	CAPITAL & SURPLUS	NET INCOME	NET PREMIUMS WRITTEN	NET LOSSES & LAE	OTHER EXPENSES	NET LOSS & LAE RATIO	NET OTHER EXPENSE RATIO
METROPOLITAN DIRECT PROPERTY AND CASUALTY INS CO	RI	23,315,565	22,817,137	660,367	0	0	0	0.0%	0.0%
METROPOLITAN GENERAL INS CO	RI	28,545,290	27,732,223	1,216,972	0	0	0	0.0%	0.0%
METROPOLITAN GROUP PROPERTY AND CASUALTY INS CO	RI	374,733,279	260,559,026	98,821,652	0	0	650	0.0%	0.0%
METROPOLITAN PROPERTY AND CASUALTY INS CO	RI	5,348,248,625	1,782,725,242	289,013,695	2,929,198,938	2,009,541,530	829,287,811	68.8%	28.4%
MGA INS CO, INC.	TX	73,012,032	18,612,583	(218,738)	33,677,508	17,191,999	10,259,159	65.5%	38.1%
MGIC ASSURANCE CORP	WI	8,862,170	8,835,963	173,684	0	0	201,327	0.0%	0.0%
MGIC INDEMNITY CORP	WI	22,025,048	21,568,962	682,425	1,309	(289)	189,058	-14.8%	9700.3%
MIC GENERAL INS CORP	MI	69,516,354	15,185,925	826,234	0	0	(12,792)	0.0%	0.0%
MIC PROPERTY AND CASUALTY INS CORP	MI	420,499,598	53,681,971	1,242,588	0	0	(14,146)	0.0%	0.0%
MICHIGAN MILLERS MUTUAL INS CO	MI	302,406,119	119,741,232	13,123,004	156,280,944	101,989,027	50,128,129	65.1%	32.0%
MID-CENTURY INS CO	CA	3,238,194,024	483,006,557	(58,689,341)	1,731,033,552	1,409,993,979	463,549,446	84.2%	27.7%
MIDWEST EMPLOYERS CASUALTY CO	DE	194,417,362	119,984,942	4,444,555	0	0	0	0.0%	0.0%
MILBANK INS CO	SD	425,014,214	133,605,999	24,026,797	215,962,258	123,152,309	69,376,031	58.4%	32.9%
MILWAUKEE SAFEGUARD INS CO	WI	15,127,218	11,029,132	589,911	0	0	0	0.0%	0.0%
MINNESOTA LAWYERS MUTUAL INS CO	MN	85,583,654	48,580,621	3,255,443	21,136,241	6,976,037	5,712,327	37.5%	30.7%
MITSUJI SUMITOMO INS CO OF AMERICA	NY	635,105,456	136,738,377	3,996,391	168,001,602	139,364,764	54,106,950	78.6%	30.5%
MITSUJI SUMITOMO INS USA INC.	NY	96,368,819	39,661,434	436,371	18,666,845	15,484,974	6,014,974	78.6%	30.5%
MODERN SERVICE INS CO	MN	25,764,259	20,641,795	1,084,543	0	(218,754)	0	0.0%	0.0%
MORTGAGE GUARANTY INS CORP	WI	7,275,984,542	1,637,085,551	287,234,065	1,100,189,829	450,030,198	161,496,209	41.2%	14.8%
MOTORS INS CORP	MI	8,368,687,312	2,501,087,539	417,664,698	2,863,286,409	2,049,031,919	685,095,946	72.1%	24.1%
MUTUAL OF ENUMCLAW INS CO	WA	515,092,260	185,377,955	22,732,196	281,034,210	166,252,300	96,326,068	59.9%	34.7%
MUTUAL SERVICE CASUALTY INS CO	MN	52,086,447	32,230,210	(7,382,220)	0	4,291,839	(680)	0.0%	0.0%
NATIONAL ALLIANCE INS CO	MO	25,386,177	20,803,936	(103,158)	(385)	1,016,336	120,308	16776.8%	1985.9%
NATIONAL AMERICAN INS CO	OK	133,778,001	47,284,559	5,915,328	70,126,014	37,597,158	23,984,810	56.9%	36.3%
NATIONAL AMERICAN INS CO OF CALIFORNIA	CA	47,594,506	17,341,676	(4,748,284)	9,940,515	7,498,868	3,901,387	74.0%	38.5%
NATIONAL CASUALTY CO	WI	103,043,243	96,594,746	3,493,690	0	28,938	25,622	0.0%	0.0%
NATIONAL CONTINENTAL INS CO	NY	94,774,089	41,257,769	12,025,431	1,952,299	5,564,551	11,684,183	976.7%	2050.8%
NATIONAL FARMERS UNION PROPERTY AND CASUALTY CO	CO	262,813,946	99,121,160	22,727,642	173,746,701	89,958,361	59,957,653	51.7%	34.5%
NATIONAL FIRE AND INDEMNITY EXCHANGE	MO	13,225,397	5,350,827	(796,322)	5,494,189	4,330,171	2,732,680	75.2%	47.5%
NATIONAL FIRE INS CO OF HARTFORD	IL	203,169,191	170,863,063	4,602,081	0	0	0	0.0%	0.0%
NATIONAL GENERAL ASSURANCE CO	MO	31,301,253	8,975,850	207,686	0	0	(21,097)	0.0%	0.0%
NATIONAL GENERAL INS CO	MO	109,441,065	40,961,803	2,627,654	32,514,748	22,337,281	8,687,617	68.9%	26.8%
NATIONAL INDEMNITY CO	NE	62,010,570,439	28,720,387,564	2,809,779,806	8,822,483,058	9,588,688,338	670,273,410	112.5%	7.9%
NATIONAL INS ASSOCIATION	IN	22,212,173	9,618,223	588,164	0	0	0	0.0%	0.0%
NATIONAL INS CO OF WISCONSIN, INC.	WI	35,988,734	13,238,166	1,013,214	12,161,823	8,402,875	3,998,076	69.1%	32.9%
NATIONAL INTERSTATE INS CO	OH	384,944,018	122,825,271	29,310,564	172,170,859	87,428,892	38,083,961	55.5%	24.2%
NATIONAL LIABILITY & FIRE INS CO	CT	882,950,324	306,730,327	101,518,517	294,112,064	143,733,394	74,386,415	57.9%	29.9%
NATIONAL MERIT INS CO	WA	25,892,167	10,122,084	(485,546)	15,992,818	10,652,342	6,342,761	67.6%	40.2%

Summary of Financial Condition as of December 31, 2005
Property and Casualty Insurers

COMPANY NAME	STATE	ADMITTED ASSETS	CAPITAL & SURPLUS	NET INCOME	NET PREMIUMS WRITTEN	NET LOSSES & LAE	OTHER EXPENSES	NET LOSS & LAE RATIO	NET OTHER EXPENSE RATIO
NATIONAL REINS CORP	DE	868,549,126	668,628,880	9,514,401	(195,320,886)	(158,320,958)	(1,570,646)	81.2%	0.8%
NATIONAL SPECIALTY INS CO	TX	22,658,930	9,678,509	296,567	11,759,194	4,993,812	4,780,089	49.4%	47.3%
NATIONAL STANDARD INS CO	TX	14,253,882	13,877,829	619,743	0	0	0	0.0%	0.0%
NATIONAL SURETY CORP	IL	515,012,328	170,041,336	24,924,516	171,795,116	114,278,378	50,700,337	66.7%	29.6%
NATIONAL UNION FIRE INS CO OF PITTSBURGH, PA	PA	28,267,272,264	8,046,993,441	58,744,359	7,086,978,828	6,345,958,872	1,513,734,951	90.2%	21.5%
NATIONWIDE AFFINITY INS CO OF AMERICA	OH	14,781,421	13,708,254	304,887	999,862	352,307	260,886	45.5%	33.7%
NATIONWIDE AGRIBUSINESS INS CO	IA	104,110,836	49,697,642	1,612,429	0	0	0	0.0%	0.0%
NATIONWIDE ASSURANCE CO	WI	71,913,152	68,851,972	2,443,184	0	0	0	0.0%	0.0%
NATIONWIDE GENERAL INS CO	OH	22,568,999	22,139,133	802,797	0	0	0	0.0%	0.0%
NATIONWIDE INS CO OF AMERICA	WI	76,440,456	76,306,553	4,770,626	0	0	(9,155)	0.0%	0.0%
NATIONWIDE MUTUAL FIRE INS CO	OH	4,591,422,901	1,673,408,209	148,938,388	1,672,780,806	1,077,417,321	506,045,182	65.8%	30.9%
NATIONWIDE MUTUAL INS CO	OH	26,282,427,828	8,265,823,376	652,210,612	12,391,030,880	7,980,577,555	3,748,476,183	65.8%	30.9%
NATIONWIDE PROPERTY AND CASUALTY INS CO	OH	26,935,175	26,504,548	936,870	0	0	0	0.0%	0.0%
NAU COUNTRY INS CO	MN	124,695,461	64,340,279	8,610,335	111,080,058	73,598,522	21,173,837	69.4%	20.0%
NAVIGATORS INS CO	NY	1,065,658,316	356,483,560	16,936,599	267,744,917	155,292,937	72,868,346	67.5%	31.7%
NCMIC INS CO	IA	472,457,964	137,516,331	11,353,138	99,756,372	68,357,306	24,723,479	70.0%	25.3%
NETHERLANDS INS CO (THE)	NH	262,628,594	52,224,442	5,138,594	96,004,320	58,959,251	33,879,070	62.5%	35.9%
NEW ENGLAND INS CO	CT	298,021,755	263,189,882	9,944,265	(874)	647,904	3,635	-74151.3%	-416.0%
NEW ENGLAND REINS CORP	CT	126,990,548	112,460,865	4,623,036	(874)	647,905	3,635	-74153.1%	-416.0%
NEW HAMPSHIRE INDEMNITY CO, INC.	PA	368,790,210	99,674,711	8,113,098	191,032,060	142,598,732	51,063,308	75.6%	27.1%
NEW HAMPSHIRE INS CO	PA	3,403,013,330	842,010,368	(5,048,352)	932,497,214	834,994,588	199,175,652	90.2%	21.5%
NEW YORK MARINE AND GENERAL INS CO	NY	560,107,864	171,395,202	4,252,975	113,819,393	74,563,305	42,274,166	65.2%	37.0%
NGM INS CO	FL	801,908,541	377,982,266	7,372,981	321,060,650	223,347,341	97,406,077	71.7%	31.2%
NIAGARA FIRE INS CO	IL	59,363,683	59,355,514	2,087,054	0	0	0	0.0%	0.0%
NIPPONKOA INS CO, LIMITED (U.S. BRANCH)	NY	191,793,390	53,036,684	1,354,975	55,088,684	34,355,657	24,252,522	63.7%	44.9%
NORGUARD INS CO	PA	275,783,271	60,220,467	3,899,208	100,318,222	72,517,634	25,822,153	74.6%	26.6%
NORTH AMERICAN ELITE INS CO	NH	43,121,024	35,967,194	492,307	0	0	(204,347)	0.0%	0.0%
NORTH AMERICAN SPECIALTY INS CO	NH	325,181,404	195,788,936	9,104,777	10,639,871	9,343,280	(3,710,687)	88.5%	-35.1%
NORTH PACIFIC INS CO	OR	6,300,000	6,300,000	0	0	(49,897)	(77,446)	0.0%	0.0%
NORTH POINTE INS CO	MI	128,172,314	43,860,658	7,052,731	46,445,179	22,368,572	24,841,195	41.6%	46.2%
NORTH RIVER INS CO (THE)	NJ	891,372,041	348,072,028	33,584,213	163,948,546	125,231,758	44,740,524	74.1%	26.5%
NORTH STAR REINS CORP	DE	30,626,036	17,933,239	468,710	0	0	0	0.0%	0.0%
NORTHBROOK INDEMNITY CO	IL	100,718,698	100,441,337	1,574,662	0	0	0	0.0%	0.0%
NORTHERN ASSURANCE CO OF AMERICA (THE)	MA	339,320,462	167,888,265	6,437,247	100,165,084	68,326,913	34,514,656	70.7%	35.7%
NORTHERN INS CO OF NEW YORK	NY	53,329,348	29,622,759	1,267,754	0	0	0	0.0%	0.0%
NORTHLAND CASUALTY CO	MN	102,259,582	28,928,559	3,198,156	38,006,658	25,956,597	11,522,072	70.0%	31.1%
NORTHLAND INS CO	MN	1,139,940,603	479,163,475	33,799,555	348,363,699	237,927,301	106,198,996	70.0%	31.3%
NORTHWEST DENTISTS INS CO	WA	14,523,080	6,905,464	(7,347)	2,671,350	2,620,952	633,683	101.3%	24.5%

Summary of Financial Condition as of December 31, 2005
Property and Casualty Insurers

COMPANY NAME	STATE	ADMITTED ASSETS	CAPITAL & SURPLUS	NET INCOME	NET PREMIUMS WRITTEN	NET LOSSES & LAE	OTHER EXPENSES	NET LOSS & LAE RATIO	NET OTHER EXPENSE RATIO
NORTHWEST PHYSICIANS MUTUAL INS CO	OR	84,549,806	16,909,722	4,586,109	21,623,795	15,122,167	3,332,340	73.6%	16.2%
NOVA CASUALTY CO	NY	116,249,108	52,693,239	523,944	38,227,260	23,946,248	12,916,320	68.2%	36.8%
OCCIDENTAL FIRE & CASUALTY CO OF NORTH CAROLINA	NC	269,495,080	126,156,017	2,824,726	87,073,611	70,605,952	21,065,943	78.0%	23.3%
ODYSSEY AMERICA REINS CORP	CT	5,886,888,839	2,071,286,503	(135,323,909)	1,875,196,011	1,674,396,394	521,778,292	89.1%	27.8%
OHIC INS CO	OH	286,842,262	74,293,098	8,493,426	32,554,954	16,479,412	12,662,882	49.6%	38.1%
OHIO CASUALTY INS CO (THE)	OH	4,271,271,339	1,004,545,315	415,001,970	1,795,489,820	893,882,504	460,851,334	61.5%	31.7%
OHIO INDEMNITY CO	OH	108,462,756	34,782,737	5,780,803	52,197,489	24,053,748	27,061,953	46.5%	52.3%
OHIO SECURITY INS CO	OH	13,468,120	13,105,920	2,095,463	(6,497,406)	0	0	0.0%	0.0%
OKLAHOMA FARMERS UNION MUTUAL INS CO	OK	116,023,829	47,447,219	13,765,204	93,809,045	54,540,488	27,908,075	56.7%	29.0%
OLD REPUBLIC INS CO	PA	2,081,949,764	783,683,757	146,514,801	321,737,665	169,933,489	100,418,756	53.3%	31.5%
OLD REPUBLIC SECURITY ASSURANCE CO	AZ	98,879,331	18,208,060	2,037,159	26,480,507	12,821,789	3,441,099	75.8%	20.3%
OLD REPUBLIC SURETY CO	WI	91,373,835	39,600,579	4,273,099	38,119,899	6,572,552	27,415,784	17.8%	74.3%
OLD UNITED CASUALTY CO	KS	312,516,307	91,212,285	20,771,864	88,329,926	35,340,347	15,848,514	50.9%	22.8%
ONEBEACON AMERICA INS CO	MA	1,051,999,332	462,248,316	34,717,872	328,541,484	224,112,253	113,208,019	70.7%	35.7%
ONEBEACON INS CO	PA	3,602,467,735	1,399,382,097	207,946,650	1,081,782,931	737,930,557	372,757,673	70.7%	35.7%
OREGON AUTOMOBILE INS CO	OR	7,397,649	6,300,000	0	0	(3,204)	3,204	0.0%	0.0%
OREGON MUTUAL INS CO	OR	174,297,630	64,759,817	6,400,247	94,450,399	55,249,938	31,485,970	61.2%	34.9%
OWNERS INS CO	OH	1,876,769,143	644,476,108	106,389,939	959,626,453	568,057,386	236,438,968	63.6%	26.5%
PACIFIC EMPLOYERS INS CO	PA	1,959,743,206	459,273,899	29,256,332	693,792,991	541,668,289	137,642,603	75.8%	19.3%
PACIFIC INDEMNITY CO	WI	5,049,240,681	1,279,231,517	295,494,176	1,671,045,798	1,095,408,192	452,668,248	65.8%	27.2%
PACIFIC PIONEER INS CO	CA	21,746,787	8,819,957	725,506	5,284,601	4,062,360	1,785,285	67.7%	29.8%
PACIFIC SPECIALTY INS CO	CA	231,953,553	100,131,104	23,444,239	125,720,261	59,048,675	48,497,711	44.8%	36.8%
PARTNERE INS CO OF NEW YORK	NY	112,415,123	97,911,839	(344,003)	(517,585)	9,284,507	1,956,803	-1793.8%	-378.1%
PATHFINDER INS CO	CO	12,383,653	9,186,531	2,530,113	1,305,340	(586,264)	232,150	-44.9%	17.8%
PEACHTREE CASUALTY INS CO	FL	12,831,016	5,620,283	177,070	8,151,781	5,279,619	3,013,288	64.5%	36.8%
PEAK PROPERTY AND CASUALTY INS CORP	CO	20,358,946	10,355,087	321,075	0	0	(306,434)	0.0%	0.0%
PEERLESS INDEMNITY INS CO	IL	633,822,800	576,357,976	59,752,613	(351,208,204)	5,409,106	3,108,172	62.5%	35.9%
PEERLESS INS CO	NH	4,551,478,620	1,016,661,929	38,990,859	2,472,792,156	1,278,892,863	734,875,370	62.5%	35.9%
PENN MILLERS INS CO	PA	153,808,126	47,215,624	3,431,482	61,819,026	40,047,264	24,320,718	62.1%	37.7%
PENN-AMERICA INS CO	PA	335,578,719	163,536,666	22,036,830	61,192,178	53,200,299	19,003,210	59.8%	21.3%
PENNSYLVANIA MANUFACTURERS' ASSOCIATION INS CO	PA	591,013,110	193,219,514	6,806,957	222,118,046	153,649,183	61,327,332	73.2%	29.2%
PENNSYLVANIA MANUFACTURERS INDEMNITY CO	PA	185,485,953	64,281,845	2,699,417	74,039,350	51,216,400	20,442,441	73.2%	29.2%
PENNSYLVANIA NATIONAL MUTUAL CASUALTY INS CO	PA	903,565,887	336,749,997	15,085,990	320,568,592	217,112,969	103,647,940	68.0%	32.5%
PERMANENT GENERAL ASSURANCE CORP	TN	191,751,894	71,995,850	9,212,685	144,341,377	88,615,285	34,627,507	65.8%	25.7%
PETROLEUM CASUALTY CO	TX	18,037,642	10,985,218	1,679,915	6,097,975	4,251,992	1,879,555	68.7%	30.8%
PHARMACISTS MUTUAL INS CO	IA	167,004,627	58,143,238	6,165,467	84,346,393	51,576,652	21,332,583	63.2%	26.2%
PHILADELPHIA INDEMNITY INS CO	PA	2,164,473,199	595,783,356	149,237,587	1,007,419,896	447,577,438	260,929,305	50.6%	29.5%
PHOENIX INDEMNITY INS CO	AZ	58,060,688	36,217,680	2,721,603	28,702,093	15,447,491	9,697,280	59.1%	37.1%

Summary of Financial Condition as of December 31, 2005
Property and Casualty Insurers

COMPANY NAME	STATE	ADMITTED ASSETS	CAPITAL & SURPLUS	NET INCOME	NET PREMIUMS WRITTEN	NET LOSSES & LAE	OTHER EXPENSES	NET LOSS & LAE RATIO	NET OTHER EXPENSE RATIO
PHOENIX INS CO (THE)	CT	3,425,356,903	1,019,801,898	184,057,136	816,773,288	638,451,822	233,970,753	75.1%	27.5%
PHYSICIANS INS A MUTUAL CO	WA	303,610,606	81,802,658	11,841,066	79,680,093	67,266,247	9,727,075	83.7%	12.1%
PLATTE RIVER INS CO	NE	108,209,192	33,483,954	3,739,625	18,166,721	11,034,846	7,622,253	52.2%	36.1%
PMA CAPITAL INS CO	PA	658,511,673	204,919,891	(8,008,682)	3,855,254	4,522,936	18,482,352	118.7%	485.0%
PMI MORTGAGE INS CO	AZ	3,506,556,943	510,830,643	157,810,609	593,979,035	225,970,755	163,691,458	38.7%	28.0%
PODIATRY INS CO OF AMERICA, A MUTUAL CO	IL	196,798,560	60,984,570	4,567,047	67,433,667	46,432,783	12,166,741	74.3%	19.5%
PREFERRED PROFESSIONAL INS CO	NE	217,236,087	65,654,358	1,901,068	45,470,036	42,596,359	1,734,775	107.9%	4.4%
PRODUCERS AGRICULTURE INS CO	TX	24,877,447	11,100,025	3,192,203	19,082,366	12,954,829	1,444,005	67.9%	7.6%
PROFESSIONALS ADVOCATE INS CO	MD	92,625,551	28,819,666	4,854,460	9,322,767	3,614,206	806,851	45.3%	10.1%
PROGRESSIVE CASUALTY INS CO	OH	5,917,383,683	1,653,979,958	537,340,052	5,063,978,096	3,456,682,948	1,051,613,888	67.0%	20.4%
PROGRESSIVE CLASSIC INS CO	WI	416,422,612	93,297,001	35,758,436	288,993,626	197,233,300	60,017,289	67.0%	20.4%
PROGRESSIVE DIRECT INS CO	OH	2,376,204,189	731,587,167	155,008,060	2,402,827,126	1,551,667,219	452,511,500	70.1%	20.5%
PROGRESSIVE NORTHERN INS CO	WI	1,305,164,813	373,088,473	141,517,219	1,155,974,501	788,933,203	240,069,155	67.0%	20.4%
PROGRESSIVE NORTHWESTERN INS CO	OH	1,271,569,282	373,557,732	138,675,579	1,155,974,501	788,933,203	240,069,155	67.0%	20.4%
PROGRESSIVE PREFERRED INS CO	OH	652,064,925	184,202,520	65,700,460	577,987,251	394,466,601	120,034,577	67.0%	20.4%
PROGRESSIVE PREMIER INS CO OF ILLINOIS	OH	62,371,089	19,943,231	4,270,912	62,657,889	41,372,833	12,073,831	70.1%	20.5%
PROGRESSIVE SPECIALTY INS CO	OH	1,048,087,766	509,747,920	83,796,298	674,318,459	460,211,034	140,040,340	67.0%	20.4%
PROGRESSIVE WEST INS CO	OH	138,123,583	38,469,112	4,362,885	34,652,998	22,168,389	7,604,847	66.8%	22.6%
PROPERTY AND CASUALTY INS CO OF HARTFORD	IN	178,529,405	79,395,209	12,102,666	52,082,132	31,792,297	13,942,605	66.0%	29.0%
PROSECT NATIONAL INS CO, INC.	AZ	10,915,968	10,909,985	174,873	0	0	58,569	0.0%	0.0%
PROTECTIVE INS CO	IN	579,705,654	330,481,853	11,357,874	131,827,392	107,809,686	21,577,066	81.7%	16.3%
PROVIDENCE WASHINGTON INS CO	RI	202,501,366	28,284,210	2,474,848	105,315	23,639,750	5,470,232	108.6%	25.1%
PUBLIC SERVICE MUTUAL INS CO	NY	645,591,542	200,395,453	20,286,244	159,361,814	109,006,849	55,663,940	67.3%	34.4%
PUTNAM REINS CO	NY	431,109,296	114,219,170	622,238	154,481,696	129,335,383	42,262,508	85.5%	28.0%
PXRE REINS CO	CT	447,525,373	126,990,969	(98,243,650)	12,044,550	112,494,353	12,867,201	865.2%	99.0%
QBE INS CORP	PA	376,912,821	138,696,007	10,724,900	93,110,391	51,759,014	26,205,452	58.2%	29.5%
QBE REINS CORP	PA	1,122,876,439	539,484,606	27,213,124	427,461,815	251,701,727	145,843,507	60.9%	35.3%
QUANTA INDEMNITY CO	CO	334,363,801	95,382,205	(8,218,096)	30,362,262	22,321,481	15,934,571	88.6%	63.2%
RADIAN ASSET ASSURANCE INC.	NY	2,084,109,015	994,487,278	116,988,067	187,609,329	(1,503,152)	89,880,912	-1.0%	59.9%
RADIAN GUARANTY INC.	PA	3,568,243,845	412,687,455	451,537,217	699,679,478	276,054,183	210,472,342	40.3%	30.8%
RAMPART INS CO	NY	110,869,522	46,184,452	(1,951,630)	7,097	6,689,144	21,419	47819.2%	153.1%
RED SHIELD INS CO.	WA	40,299,841	22,024,121	950,248	7,966,201	3,241,228	4,112,073	41.6%	52.8%
REDLAND INS CO	NJ	119,615,912	29,720,332	(2,602,231)	14,544,762	9,423,348	10,126,607	62.6%	67.3%
REDWOOD FIRE AND CASUALTY INS CO	NE	547,568,818	236,207,718	193,049,332	250,889,936	175,579,898	56,871,570	74.0%	24.0%
REGAL INS CO	IN	8,469,124	7,062,563	2,087,029	(3,821,919)	660,512	(316,187)	68.7%	-32.9%
REGENT INS CO	WI	268,072,917	78,917,391	7,648,519	143,328,044	82,110,909	39,041,188	63.7%	30.3%
REINS CO OF AMERICA, INC.	IL	33,875,984	9,108,108	(4,075,048)	18,904,292	11,957,079	7,488,049	79.0%	49.5%
REPUBLIC INDEMNITY CO OF AMERICA	CA	875,372,585	310,200,168	83,804,291	334,053,559	168,291,829	70,604,128	49.9%	20.9%

Summary of Financial Condition as of December 31, 2005
Property and Casualty Insurers

COMPANY NAME	STATE	ADMITTED ASSETS	CAPITAL & SURPLUS	NET INCOME	NET PREMIUMS WRITTEN	NET LOSSES & LAE	OTHER EXPENSES	NET LOSS & LAE RATIO	NET OTHER EXPENSE RATIO
REPUBLIC INDEMNITY CO OF CALIFORNIA	CA	40,892,759	18,141,246	2,674,384	10,331,553	5,204,902	2,183,633	49.9%	20.9%
REPUBLIC INS CO	TX	80,069,764	15,912,318	1,371,926	0	0	56,045	0.0%	0.0%
REPUBLIC MORTGAGE INS CO	NC	1,659,577,852	272,737,922	36,215,491	328,986,896	117,474,280	75,076,292	36.2%	23.1%
REPUBLIC MORTGAGE INS CO OF FLORIDA	FL	38,473,379	11,366,401	3,202,859	5,659,673	2,009,583	819,685	36.0%	14.7%
REPUBLIC MORTGAGE INS CO OF NORTH CAROLINA	NC	459,335,851	85,304,912	54,040,674	97,910,790	35,926,791	17,692,332	36.2%	17.8%
REPUBLIC WESTERN INS CO	AZ	272,251,067	89,823,649	1,824,598	25,460,064	22,442,393	11,772,224	87.4%	45.9%
RESIDENTIAL GUARANTY CO	AZ	429,380,093	100,335,155	56,861,891	91,062,110	26,198,478	10,469,625	29.0%	11.6%
RESPONSE INS CO	DE	91,058,755	70,681,125	625,834	18,453,252	12,297,812	7,318,570	67.6%	40.2%
RESPONSE WORLDWIDE INS CO	CT	64,178,737	25,058,097	(1,961,882)	39,366,951	26,228,168	15,612,958	67.6%	40.2%
RLI INDEMNITY CO	IL	37,359,265	34,041,291	1,325,161	208,266	6,451	(70,706)	5.9%	-65.2%
RLI INS CO	IL	1,300,270,576	690,546,672	38,298,163	216,545,151	117,419,515	93,407,002	52.6%	41.8%
ROCHE SURETY AND CASUALTY CO, INC.	FL	5,603,311	5,151,466	98,881	1,590,725	(2,642)	1,408,614	-0.2%	90.1%
ROCKY MOUNTAIN FIRE & CASUALTY CO	WA	34,003,064	17,751,447	2,371,771	15,452,954	11,828,314	4,923,652	75.8%	31.5%
ROYAL INDEMNITY CO	DE	3,899,775,156	717,555,376	(185,703,828)	(22,450,173)	281,290,475	80,591,453	444.8%	127.4%
RSUI INDEMNITY CO	NH	1,957,700,078	738,591,468	(60,173,400)	580,565,559	577,726,419	115,079,610	101.7%	20.3%
RURAL COMMUNITY INS CO	MN	2,189,335,017	252,772,675	43,092,081	408,604,309	210,723,620	5,490,386	50.3%	1.3%
SAFECO INS CO OF AMERICA	WA	4,468,951,833	1,197,874,486	255,964,195	1,918,611,786	1,195,596,672	547,861,707	62.3%	28.6%
SAFECO INS CO OF ILLINOIS	IL	665,020,385	173,821,521	35,985,948	290,698,755	181,151,011	83,009,353	62.3%	28.6%
SAFECO INS CO OF INDIANA	IN	17,445,221	11,533,341	284,377	0	0	0	0.0%	0.0%
SAFECO NATIONAL INS CO	MO	242,267,664	78,880,023	13,052,215	116,279,502	72,460,403	33,203,741	62.3%	28.6%
SAFETY NATIONAL CASUALTY CORP	MO	1,319,072,540	359,118,221	16,720,357	271,695,808	226,360,686	70,212,471	87.0%	27.0%
SAGAMORE INS CO	IN	156,013,633	94,919,952	6,989,461	48,693,711	31,599,443	18,003,891	60.9%	34.7%
SAN FRANCISCO REINS CO	CA	288,744,109	254,153,687	8,576,463	0	1,773,188	(2,598,236)	0.0%	0.0%
SCOR REINS CO	NY	1,516,977,947	462,450,153	(10,327,300)	122,381,213	126,933,393	43,704,567	113.7%	39.2%
SCOTTSDALE INDEMNITY CO	OH	16,381,409	16,183,812	454,095	0	0	0	0.0%	0.0%
SEABOARD SURETY CO	NY	134,438,821	124,147,474	13,974,822	(21,588,546)	0	0	0.0%	0.0%
SEABRIGHT INS CO	IL	377,955,336	144,732,014	12,493,695	182,627,900	103,833,100	35,917,840	65.4%	22.6%
SEATON INS CO	RI	65,191,823	40,146,962	2,020,962	753	35,450,751	568,156	4710187.0%	75488.4%
SECURITY INS CO OF HARTFORD	CT	1,151,377,049	141,079,052	(38,301,694)	(1,804,314)	93,412,798	25,664,974	551.7%	151.6%
SECURITY NATIONAL INS CO	TX	23,907,080	16,817,196	448,808	0	0	0	0.0%	0.0%
SELECT INS CO	TX	60,190,168	59,221,386	1,714,522	0	0	0	0.0%	0.0%
SELECT MARKETS INS CO	IL	15,466,653	9,996,621	328,468	1,411,883	777,845	559,035	60.7%	43.6%
SELECTIVE INS CO OF NEW YORK	NY	258,474,299	62,929,695	9,324,181	103,650,245	64,330,525	31,620,698	63.9%	31.4%
SENECA INS CO, INC.	NY	287,835,570	105,650,397	29,638,820	110,012,749	35,164,485	41,929,657	32.1%	38.3%
SENTINEL INS CO LTD.	CT	360,729,253	299,984,680	14,847,395	31,249,279	19,075,378	8,365,563	66.0%	29.0%
SENTRY CASUALTY CO	WI	32,068,091	31,939,551	1,093,754	0	0	0	0.0%	0.0%
SENTRY INS A MUTUAL CO	WI	5,231,543,950	2,493,245,213	176,155,816	1,097,471,739	774,416,233	263,534,256	73.5%	25.0%
SENTRY SELECT INS CO	WI	593,535,861	174,226,811	22,375,212	182,911,956	129,069,374	43,922,376	73.5%	25.0%

Summary of Financial Condition as of December 31, 2005
Property and Casualty Insurers

COMPANY NAME	STATE	ADMITTED ASSETS	CAPITAL & SURPLUS	NET INCOME	NET PREMIUMS WRITTEN	NET LOSSES & LAE	OTHER EXPENSES	NET LOSS & LAE RATIO	NET OTHER EXPENSE RATIO
SEQUOIA INS CO	CA	165,511,894	57,397,376	5,785,453	82,078,778	44,294,294	32,045,016	55.2%	39.9%
SERVICE INS CO	FL	26,920,844	10,454,687	(1,261,045)	7,166,161	9,629,877	4,921,266	78.2%	40.0%
SIRIUS AMERICA INS CO	DE	309,603,112	107,388,025	7,834,794	86,936,878	67,471,180	27,720,690	66.6%	27.4%
SOMPO JAPAN INS CO OF AMERICA	NY	518,854,250	196,240,479	(2,134,026)	63,419,803	55,560,557	24,417,714	85.1%	37.4%
SOUTHERN GENERAL INS CO	GA	83,526,095	36,429,218	1,905,784	55,535,412	33,283,119	25,010,132	62.8%	47.2%
SOUTHERN INS CO	TX	8,651,866	8,126,423	285,397	0	(6,516)	0	0.0%	0.0%
ST. PAUL FIRE AND MARINE INS CO	MN	19,900,457,826	6,575,859,529	983,270,235	4,549,974,921	3,388,855,116	1,268,930,955	74.2%	27.8%
ST. PAUL GUARDIAN INS CO	MN	15,159,373	14,050,579	713,878	0	0	0	0.0%	0.0%
ST. PAUL MEDICAL LIABILITY INS CO	MN	188,403,131	50,078,247	6,808,347	49,001,754	36,904,730	13,524,321	75.1%	27.5%
ST. PAUL MERCURY INS CO	MN	25,319,606	25,125,219	1,557,288	0	0	0	0.0%	0.0%
ST. PAUL PROTECTIVE INS CO	IL	494,304,941	216,469,475	8,931,947	119,592,052	73,809,459	27,048,642	75.1%	27.5%
STANDARD FIRE INS CO (THE)	CT	3,347,729,088	1,003,765,432	152,835,033	791,648,925	618,769,300	226,757,782	75.1%	27.5%
STANDARD GUARANTY INS CO	DE	124,776,981	35,205,847	14,072,294	81,630,402	21,275,181	30,385,444	30.3%	43.3%
STAR INS CO	MI	407,620,038	141,135,890	13,446,122	134,488,601	84,685,068	44,078,194	65.0%	33.8%
STARNET INS CO	DE	55,223,627	23,840,570	1,493,851	11,030,190	6,565,928	2,385,085	68.3%	24.8%
STATE FARM FIRE & CASUALTY CO	IL	23,781,705,802	7,666,660,791	1,250,290,070	11,159,800,290	7,311,523,963	2,856,969,619	67.1%	26.2%
STATE FARM GENERAL INS CO	IL	3,899,677,589	1,466,778,227	488,345,188	1,831,459,204	792,077,752	439,984,244	44.6%	24.8%
STATE FARM MUTUAL AUTOMOBILE INS CO	IL	89,982,019,196	50,187,253,481	847,436,597	31,938,054,292	27,909,668,916	6,333,830,524	87.4%	19.8%
STATE NATIONAL INS CO, INC.	TX	176,303,519	82,514,032	2,952,796	105,832,744	44,944,308	43,020,804	49.4%	47.3%
STONEBRIDGE CASUALTY INS CO	OH	220,983,175	69,816,365	(9,905,696)	144,017,400	81,886,459	59,779,563	66.7%	48.7%
STONEWALL INS CO	RI	107,796,013	55,973,341	(1,940,035)	0	(5,941,256)	950,849	0.0%	0.0%
STONINGTON INS CO	TX	296,200,006	54,276,422	(600,015)	131,972,228	71,018,892	45,460,425	64.3%	41.1%
STRATFORD INS CO	NH	171,265,479	48,540,954	3,011,397	25,517,513	16,949,058	8,430,898	65.7%	32.7%
SUA INS CO	IL	166,478,166	79,756,964	(30,504,955)	85,205,645	19,099,107	41,547,091	71.8%	156.1%
SUBLIMITY INS CO	OR	13,933,981	7,268,878	1,731,065	8,592,737	3,534,495	2,970,252	42.2%	35.4%
SUECIA INS CO	NY	62,256,013	26,464,861	1,408,189	59,508	287,934	120,007	483.9%	201.7%
SUN SURETY INS CO	SD	8,556,641	4,450,130	554,876	1,675,152	14,460	906,704	0.9%	54.1%
SURETY BONDING CO OF AMERICA	SD	9,322,586	6,784,553	952,779	812,281	383,399	(899,246)	52.4%	-123.0%
SWISS REINS AMERICA CORP	NY	11,718,615,119	2,775,800,029	38,801,137	2,031,209,696	1,821,978,275	560,127,927	89.9%	27.6%
T.H.E. INS CO	LA	160,372,725	45,100,550	3,866,484	55,518,297	36,902,550	17,824,240	66.5%	32.1%
TEACHERS INS CO	IL	295,215,238	68,654,706	6,881,526	202,913,884	161,098,978	49,218,464	79.9%	24.4%
TECHNOLOGY INS CO, INC.	NH	160,463,271	50,669,069	6,483,139	49,150,317	20,732,021	7,076,014	56.5%	19.3%
TIG INDEMNITY CO	CA	26,084,170	24,072,445	(7,228)	0	0	610,769	0.0%	0.0%
TIG INS CO	CA	2,375,008,687	597,288,745	(179,282,734)	(15,197,708)	288,765,743	25,473,939	-1436.6%	-126.7%
TITAN INDEMNITY CO	TX	170,913,853	98,041,893	476,845	0	0	0	0.0%	0.0%
TNUS INS CO	NY	110,121,677	43,085,914	(232,802)	9,169,316	21,540,479	1,188,515	118.7%	6.5%
TOKIO MARINE & NICHIDO FIRE INS CO., LTD.	NY	1,453,686,261	432,338,912	35,429,880	301,738,903	221,986,691	80,922,501	73.1%	26.6%
TOYOTA MOTOR INS CO	IA	142,295,552	46,106,204	3,055,414	47,654,172	18,070,033	15,121,268	53.2%	44.5%

Summary of Financial Condition as of December 31, 2005
Property and Casualty Insurers

COMPANY NAME	STATE	ADMITTED ASSETS	CAPITAL & SURPLUS	NET INCOME	NET PREMIUMS WRITTEN	NET LOSSES & LAE	OTHER EXPENSES	NET LOSS & LAE RATIO	NET OTHER EXPENSE RATIO
TRADERS & GENERAL INS CO	TX	8,074,861	8,023,156	(37,687)	0	0	0	0.0%	0.0%
TRADERS & PACIFIC INS CO	DE	84,379,579	56,164,761	(16,258,978)	9,626,381	4,893,985	16,771,698	102.5%	351.4%
TRANS PACIFIC INS CO	NY	44,981,716	32,241,579	305,475	451,995	2,110,046	(612,952)	403.9%	-117.3%
TRANSATLANTIC REINS CO	NY	9,031,434,051	2,617,997,489	17,186,553	2,935,152,282	2,457,372,274	802,987,720	85.5%	28.0%
TRANSCONTINENTAL INS CO	NY	95,875,371	95,573,874	7,372,627	0	0	0	0.0%	0.0%
TRANSGUARD INS CO OF AMERICA, INC.	IL	207,502,010	58,580,377	(9,200,088)	84,789,709	103,836,784	30,560,778	91.7%	27.0%
TRANSPORT INS CO	OH	57,090,341	17,068,995	(654,117)	0	1,094,181	82,915	0.0%	0.0%
TRANSPORTATION INS CO	IL	85,245,487	84,905,212	7,225,012	0	0	0	0.0%	0.0%
TRAVCO INS CO	CT	189,412,962	60,103,640	5,031,814	44,295,015	34,444,414	12,622,700	75.1%	27.5%
TRAVELERS CASUALTY AND SURETY CO	CT	13,886,611,930	3,706,597,948	760,194,040	3,327,082,559	2,600,553,280	989,501,529	75.1%	28.6%
TRAVELERS CASUALTY AND SURETY CO OF AMERICA	CT	2,680,396,653	866,873,003	189,026,646	990,895,743	312,920,503	405,849,384	35.9%	46.6%
TRAVELERS CASUALTY CO OF CONNECTICUT	CT	300,578,425	73,541,389	9,552,285	76,916,574	60,277,725	22,089,724	75.1%	27.5%
TRAVELERS CASUALTY INS CO OF AMERICA	CT	1,705,415,760	393,324,937	53,728,872	445,691,324	348,134,616	127,579,428	75.1%	27.5%
TRAVELERS COMMERCIAL CASUALTY CO	CT	311,877,444	73,448,875	8,379,619	76,916,574	60,277,725	22,089,724	75.1%	27.5%
TRAVELERS COMMERCIAL INS CO	CT	299,479,518	72,315,534	8,058,471	76,916,574	60,277,725	22,089,724	75.1%	27.5%
TRAVELERS HOME AND MARINE INS CO, THE	CT	189,435,577	59,655,256	4,648,240	44,295,015	34,444,414	12,622,700	75.1%	27.5%
TRAVELERS INDEMNITY CO (THE)	CT	18,281,125,499	5,940,309,885	736,370,456	3,800,129,705	2,752,741,610	1,020,806,375	75.0%	27.8%
TRAVELERS INDEMNITY CO OF AMERICA (THE)	CT	484,966,227	116,172,432	10,415,759	125,871,811	98,412,613	36,064,856	75.1%	27.5%
TRAVELERS INDEMNITY CO OF CONNECTICUT (THE)	CT	931,585,914	276,443,818	34,340,601	223,782,286	174,682,387	64,015,119	75.1%	27.5%
TRAVELERS INS CO (THE)	CT	68,345,651,156	4,081,298,835	14,695	0	0	0	0.0%	0.0%
TRAVELERS PROPERTY CASUALTY CO OF AMERICA	CT	254,685,047	84,380,773	7,438,769	58,275,683	45,515,833	16,679,996	75.1%	27.5%
TRAVELERS PROPERTY CASUALTY INS CO	CT	198,005,570	53,404,995	2,506,913	48,955,238	38,134,887	13,975,132	75.1%	27.5%
TRENWICK AMERICA REINS CORP	CT	350,058,765	38,557,328	(26,508,060)	1,921,197	32,790,421	6,921,541	653.0%	137.8%
TRIAD GUARANTY INS CORP	IL	662,271,211	131,582,005	76,109,099	164,535,609	65,914,361	41,105,175	39.5%	24.6%
TRINITY UNIVERSAL INS CO	TX	3,400,571,577	1,152,959,904	100,024,847	1,807,384,303	1,225,220,198	578,086,208	68.0%	32.1%
TRINITY UNIVERSAL INS CO OF KANSAS, INC.	KS	11,874,910	10,921,456	465,405	0	0	0	0.0%	0.0%
TRITON INS CO	MO	775,307,420	498,588,850	141,280,306	223,276,928	63,368,942	29,201,522	28.3%	12.1%
TRUCK INS EXCHANGE	CA	1,632,725,164	399,278,657	37,735,940	838,469,376	554,776,152	224,590,848	68.4%	27.7%
TRUMBULL INS CO	CT	402,194,606	303,004,712	14,379,496	52,082,132	31,792,297	13,942,605	66.0%	29.0%
TWIN CITY FIRE INS CO	IN	564,246,785	258,490,070	31,971,741	156,246,394	95,376,892	41,827,815	66.0%	29.0%
U.S. SPECIALTY INS CO	TX	599,713,562	167,438,686	22,002,539	253,642,689	127,990,920	53,479,823	62.4%	26.1%
ULICO CASUALTY CO	DE	136,133,767	58,261,577	9,841,698	25,063,312	12,203,885	11,507,592	51.7%	48.7%
UNDERWRITER FOR THE PROFESSIONS INS CO	CO	165,944,814	82,999,079	5,633,913	13,573,927	2,553,106	1,634,366	30.5%	19.5%
UNIGARD INDEMNITY CO	WA	93,471,284	28,408,885	2,534,391	48,136,009	27,370,201	13,013,704	63.7%	30.3%
UNIGARD INS CO	WA	687,396,774	212,810,871	20,149,052	294,411,076	182,469,030	86,758,279	63.7%	30.3%
UNION INS CO	NE	58,517,856	25,267,920	1,284,198	0	0	0	0.0%	0.0%
UNIONE ITALIANA REINS CO OF AMERICA, INC.	NY	80,532,408	33,198,071	1,111,758	(5,346)	0	124,304	0.0%	-2324.7%
UNITED FINANCIAL CASUALTY CO	OH	1,139,358,948	308,473,409	37,770,854	963,719,964	489,795,307	137,137,589	71.3%	20.0%

Summary of Financial Condition as of December 31, 2005
Property and Casualty Insurers

COMPANY NAME	STATE	ADMITTED ASSETS	CAPITAL & SURPLUS	NET INCOME	NET PREMIUMS WRITTEN	NET LOSSES & LAE	OTHER EXPENSES	NET LOSS & LAE RATIO	NET OTHER EXPENSE RATIO
UNITED FIRE & CASUALTY CO	IA	1,121,088,109	383,135,955	(832,108)	376,252,074	307,369,343	116,941,734	81.3%	30.9%
UNITED GUARANTY CREDIT INS CO	NC	19,165,615	16,953,595	1,015,799	700,941	66,968	311,217	10.0%	46.6%
UNITED GUARANTY MORTGAGE INDEMNITY CO	NC	134,868,544	18,155,091	12,279,199	40,058,576	5,729,886	13,510,741	18.3%	43.1%
UNITED GUARANTY RESIDENTIAL INS CO	NC	1,940,357,995	375,612,273	169,839,889	309,968,451	74,892,507	84,586,970	24.3%	27.5%
UNITED GUARANTY RESIDENTIAL INS CO OF NORTH CAROLINA	NC	324,669,356	89,390,622	72,756,415	98,116,055	28,060,719	13,216,988	28.2%	13.3%
UNITED HERITAGE PROPERTY & CASUALTY CO	ID	17,120,092	8,490,551	1,554,762	10,713,200	4,647,870	3,557,572	48.0%	36.7%
UNITED NATIONAL SPECIALTY INS CO	WI	86,908,254	54,781,017	2,606,855	6,087,324	3,707,281	2,025,180	65.2%	35.6%
UNITED SERVICES AUTOMOBILE ASSOCIATION	TX	15,740,875,549	9,879,064,604	448,787,444	4,715,889,429	3,686,044,801	710,414,208	78.5%	15.1%
UNITED STATES FIDELITY AND GUARANTY CO	MD	4,193,446,799	2,010,599,918	196,781,861	743,825,360	563,412,206	206,471,085	75.1%	27.5%
UNITED STATES FIRE INS CO	DE	3,089,671,058	945,183,392	93,963,943	566,367,698	432,618,793	154,558,173	74.1%	26.5%
UNITED STATES LIABILITY INS CO	PA	722,832,194	419,617,151	17,880,030	131,713,507	67,338,162	44,805,122	51.8%	34.5%
UNITED WISCONSIN INS CO	WI	224,236,108	60,056,887	6,958,089	127,711,388	53,851,534	21,246,261	59.0%	23.3%
UNITRIN AUTO AND HOME INS CO	NY	62,719,254	21,427,631	216,010	33,627,499	23,246,667	10,869,814	73.2%	34.2%
UNITRIN PREFERRED INS CO	NY	28,957,048	10,534,164	689,708	13,224,040	9,959,462	4,221,711	73.0%	31.0%
UNIVERSAL CASUALTY CO	IL	76,557,618	34,074,546	5,086,125	42,944,152	24,290,551	20,440,872	51.5%	43.3%
UNIVERSAL FIRE & CASUALTY INS CO	IN	6,144,290	5,339,704	181,416	1,475,571	0	1,306,391	0.0%	88.5%
UNIVERSAL SURETY CO	NE	119,131,729	82,900,600	3,379,879	2,824,358	163,915	1,676,568	6.7%	68.0%
UNIVERSAL SURETY OF AMERICA	TX	24,793,413	12,427,209	2,066,684	4,059,028	(1,522,786)	3,068,914	-42.8%	86.2%
UNIVERSAL UNDERWRITERS INS CO	KS	585,976,172	505,813,730	86,991,560	0	0	268,511	0.0%	0.0%
USAA CASUALTY INS CO	TX	5,007,468,254	1,992,972,875	289,558,371	3,163,502,364	2,239,397,416	474,157,545	71.7%	15.2%
USAA GENERAL INDEMNITY CO	TX	432,121,047	155,277,954	10,233,738	170,649,071	132,865,663	28,232,518	74.5%	15.8%
UTAH MEDICAL INS ASSOCIATION	UT	185,973,321	43,140,120	3,853,855	46,112,877	39,185,206	4,420,336	89.5%	10.1%
UTICA MUTUAL INS CO	NY	2,051,390,926	588,016,930	64,479,284	563,498,371	354,922,142	200,254,626	61.4%	34.7%
VALIANT INS CO	IA	18,368,121	15,769,081	506,909	0	0	0	0.0%	0.0%
VALLEY FORGE INS CO	PA	52,134,564	52,100,248	2,327,979	0	0	0	0.0%	0.0%
VALLEY INS CO	CA	28,528,455	13,904,641	1,408,750	2,553,180	1,248,957	990,395	47.6%	37.7%
VANLINER INS CO	MO	395,173,259	107,627,181	3,976,439	153,724,580	128,072,756	27,673,730	88.9%	19.2%
VEREX ASSURANCE, INC.	WI	25,493,118	8,291,985	1,635,126	22,165	(121,155)	(11,194)	-43.7%	-4.0%
VESTA INS CORP	IL	19,439,372	10,679,942	165,100	0	0	3,894,079	0.0%	0.0%
VICTORIA FIRE & CASUALTY CO	OH	201,289,699	45,591,204	2,045,921	40,002,769	23,550,644	15,656,687	60.9%	40.5%
VIGILANT INS CO	NY	368,499,881	121,091,916	16,709,307	58,127,513	35,293,936	15,403,876	60.5%	26.4%
VIKING INS CO OF WISCONSIN	CO	444,775,922	124,821,488	(26,666,255)	61,931,658	102,925,693	12,425,400	149.2%	18.0%
VIRGINIA SURETY CO, INC.	IL	1,915,398,807	526,942,468	41,091,214	593,713,600	482,059,798	105,598,878	74.0%	15.9%
VISION SERVICE PLAN INS CO	MO	56,954,318	50,226,980	6,629,524	47,871,964	40,862,081	(786,162)	85.4%	-1.6%
VOYAGER PROPERTY AND CASUALTY INS CO	SC	85,765,081	29,361,818	(131,206)	38,825,464	6,453,665	33,309,962	17.0%	87.8%
WARNER INS CO	CT	31,923,602	23,776,554	(261,851)	7,391,308	4,914,678	2,927,428	67.5%	40.2%
WASHINGTON CASUALTY CO	WA	21,399,777	(2,836,032)	4,905,589	5,399,640	(713,097)	1,791,177	-13.8%	34.6%
WASHINGTON INTERNATIONAL INS CO	AZ	108,548,711	41,981,833	3,203,993	7,737,218	21,642	2,196,488	0.3%	29.0%

Summary of Financial Condition as of December 31, 2005
Property and Casualty Insurers

COMPANY NAME	STATE	ADMITTED ASSETS	CAPITAL & SURPLUS	NET INCOME	NET PREMIUMS WRITTEN	NET LOSSES & LAE	OTHER EXPENSES	NET LOSS & LAE RATIO	NET OTHER EXPENSE RATIO
WAUSAU BUSINESS INS CO	WI	138,473,951	44,718,641	2,086,970	42,384,363	34,239,595	10,334,567	82.6%	24.9%
WAUSAU UNDERWRITERS INS CO	WI	204,659,583	105,686,764	5,492,725	42,384,363	34,239,595	10,334,569	82.6%	24.9%
WESCO INS CO	DE	195,768,316	181,780,981	59,681,688	17,052,619	14,366,840	135,653	17.9%	0.2%
WEST AMERICAN INS CO	IN	282,205,486	199,688,100	218,395,871	(303,753,685)	0	0	0.0%	0.0%
WESTCHESTER FIRE INS CO	NY	2,242,630,509	540,020,366	98,662,118	646,323,992	499,851,677	104,453,569	78.8%	16.5%
WESTERN AGRICULTURAL INS CO	AZ	133,361,550	47,013,103	7,108,051	69,532,725	43,671,079	19,837,008	63.2%	28.7%
WESTERN COMMUNITY INS CO	ID	28,416,917	17,516,786	1,035,148	189,482	213,242	(575,952)	111.7%	-301.8%
WESTERN DIVERSIFIED CASUALTY INS CO	WI	10,675,775	10,377,164	65,189	0	0	247,916	0.0%	0.0%
WESTERN GENERAL INS CO	CA	81,996,369	26,895,104	2,421,124	67,337,294	34,733,487	27,815,999	54.0%	43.3%
WESTERN INS CO	NV	17,996,444	13,023,320	1,158,299	3,890,330	857,032	1,169,814	27.8%	38.0%
WESTERN NATIONAL ASSURANCE CO	MN	35,071,695	8,390,482	776,570	0	655,480	-85,641	0.0%	0.0%
WESTERN PROFESSIONAL INS CO	WA	12,989,005	11,018,137	243,014	0	50,414	68,523	0.0%	0.0%
WESTERN PROTECTORS INS CO	OR	16,156,849	7,389,535	-183,574	2,631,868	2,481,022	789,868	103.1%	32.8%
WESTERN SURETY CO	SD	847,206,749	275,155,580	39,069,154	361,886,209	130,421,785	192,625,758	37.8%	55.9%
WESTERN UNITED INS CO	CA	97,718,512	54,710,453	7,785,744	25,304,052	15,882,231	6,669,370	64.3%	27.0%
WESTFIELD INS CO	OH	1,913,489,206	579,880,293	51,108,846	938,154,929	562,068,419	309,374,578	60.8%	33.5%
WESTPORT INS CORP	MO	1,057,499,388	271,228,866	-54,079,536	169,311,759	289,138,435	72,982,504	126.6%	32.0%
WILLIAMSBURG NATIONAL INS CO	CA	80,649,650	16,447,352	-517,730	33,041,345	20,805,545	10,949,027	65.0%	34.2%
WILSHIRE INS CO	NC	167,921,816	71,793,686	1,506,070	61,813,347	41,375,919	17,679,927	68.9%	29.5%
WINDSOR INS CO	IN	29,553,147	21,013,024	36,444,689	-47,535,542	660,512	-5,373,686	68.7%	-558.9%
WORK FIRST CASUALTY CO	MD	7,462,335	7,085,303	-704,435	0	0	275,568	0.0%	0.0%
WORKERS COMPENSATION EXCHANGE	ID	10,243,802	110,837	30,394	4,646,212	4,676,362	323,722	100.6%	7.0%
WORKMEN'S AUTO INS CO	CA	61,416,132	21,194,438	778,416	49,094,189	29,747,916	16,733,503	65.5%	36.9%
XL CAPITAL ASSURANCE INC.	NY	328,231,038	188,838,936	-426,182	21,888,525	3,688,682	21,591,621	27.9%	163.4%
XL REINS AMERICA, INC.	DE	562,024,541	172,390,492	3,363,359	79,294,880	69,124,849	12,888,109	88.4%	16.5%
XL REINS AMERICA INC.	NY	4,695,486,113	1,856,151,416	46,904,077	515,416,722	449,311,519	83,772,707	88.4%	16.5%
XL SPECIALTY INS CO	DE	523,786,873	142,233,683	4,147,900	47,576,928	41,474,910	7,732,865	88.4%	16.5%
YORK INS CO	IL	30,947,656	3,495,783	394,712	16,413	3,684,118	852,504	108.6%	25.1%
YOSEMITE INS CO	IN	477,740,245	384,924,629	35,904,264	49,850,858	20,637,546	11,351,193	36.9%	20.3%
ZENITH INS CO	CA	2,304,032,375	440,849,957	159,259,738	1,139,993,317	689,791,973	295,366,627	59.7%	25.6%
ZURICH AMERICAN INS CO	NY	28,478,746,055	5,527,949,000	-352,143,651	5,201,581,151	4,996,595,597	1,035,474,024	98.5%	20.6%
ZURICH AMERICAN INS CO OF ILLINOIS	IL	57,575,598	56,398,983	1,903,628	0	0	0	0.0%	0.0%

Summary of Financial Condition as of December 31, 2005
Managed Care Organizations

COMPANY NAME	STATE	INCORPORATED DATE	LICENSED DATE	TOTAL ASSETS	LIABILITIES	CAPITAL & SURPLUS	NET INCOME	DIRECT PREMIUMS WRITTEN IN IDAHO
ADVANTAGE DENTAL PLAN, INC.	OR	10/13/1994	07/17/2003	3,759,462	1,442,781	2,316,681	13,496	16201
ALTIUS HEALTH PLANS, INC.	UT	07/01/1987	12/16/2004	69,097,872	36,293,162	32,804,710	8,125,972	0
IHC HEALTH PLANS, INC.	UT	02/02/1984	07/27/1995	264,313,156	138,407,509	125,905,647	24,210,770	1,270,191
WILLAMETTE DENTAL OF IDAHO, INC.	ID	07/22/1998	09/11/1998	6,935,654	358,937	6,576,717	125,125	3,872,434

Hospital and Professional Service Corporations

COMPANY NAME	STATE	INCORPORATED DATE	LICENSED DATE	TOTAL ASSETS	LIABILITIES	CAPITAL & SURPLUS	NET INCOME	DIRECT PREMIUMS WRITTEN IN IDAHO
DELTA DENTAL PLAN OF IDAHO, INC.	ID	06/21/1971	02/21/1973	19,991,091	8,849,976	11,141,115	433,057	31,192,368
VISION SERVICE PLAN OF IDAHO, INC.	ID	01/26/1968	04/01/1968	4,455,357	445,882	4,009,475	811,611	4,067,562

Hospital Trusts

None

Summary of Financial Condition as of December 31, 2005
Fraternal Benefit Societies

COMPANY NAME	STATE	INCORPORATED DATE	LICENSED DATE	TOTAL ASSETS	LIABILITIES	SURPLUS	NET INCOME	TOTAL PAYMENTS RCVD FROM IDAHO MEMBERS
CROATIAN FRATERNAL UNION OF AMERICA	PA	5/31/1897	08/13/1931	278,716,850	266,451,180	12,265,670	1,848,675	1,612
INDEPENDENT ORDER OF FORESTERS (THE)	CN	10/1/1877	07/14/1950	2,822,433,401	2,400,522,530	421,910,871	(18,750,599)	4,024,668
KNIGHTS OF COLUMBUS	CT	3/29/1882	01/01/1904	12,277,594,847	10,684,070,862	1,593,523,985	71,796,308	1,355,947
LUSO-AMERICAN LIFE INSURANCE SOCIETY	CA	07/01/1957	03/22/1991	62,002,254	53,293,181	8,709,073	(138,594)	16,446
MENNONITE MUTUAL AID ASSOCIATION	IN	12/15/1964	10/19/1982	318,966,719	239,032,398	79,934,321	6,312,833	220,102
MODERN WOODMEN OF AMERICA	IL	5/5/1884	05/29/1901	7,456,431,041	6,496,265,368	960,165,673	69,518,310	4,153,016
OMAHA WOODMEN LIFE INSURANCE SOCIETY	NE	1/1/1891	12/06/1926	7,213,403,950	6,459,931,134	753,472,816	71,467,801	116,128
ORDER OF UNITED COMMERCIAL TRAVELERS OF AMERICA (THE)	OH	10/4/1890	01/01/1906	16,208,449	13,565,602	2,642,847	(138,490)	10,575
ROYAL NEIGHBORS OF AMERICA	IL	3/21/1895	06/24/1901	629,200,585	446,913,624	182,286,961	2,848,519	134,662
SONS OF NORWAY	MN	10/28/1898	05/26/1941	238,687,855	229,224,399	9,463,456	402,264	278,348
THRIVENT FINANCIAL FOR LUTHERANS	WI	11/24/1902	12/01/1926	50,815,607,333	47,236,614,275	3,578,993,058	522,027,991	12,545,812
WOMAN'S LIFE INSURANCE SOCIETY	MI	4/6/1897	07/01/1901	180,950,636	150,046,340	30,904,296	897,246	2,905
WOODMEN OF THE WORLD	CO	1/20/1891	05/29/1901	57,952,653	50,720,376	7,232,277	663,648	19,598

Summary of Financial Condition as of December 31, 2005

County Mutual Fire Companies

COMPANY NAME	STATE	ORGANIZED DATE	ADMITTED TO IDAHO	TOTAL ASSETS	LIABILITIES	SURPLUS	INCOME OVER DISBURSEMENTS	ASSESSMENTS AND FEES
NEZ PERCE FARMERS COUNTY MUTUAL FIRE INS CO	ID	01/01/1904	01/07/1905	698,185	67,517	630,668	(41,772)	145,504

Title Companies

COMPANY NAME	STATE	INCORPORATED DATE	ADMITTED TO IDAHO	TOTAL ASSETS	LIABILITIES	CAPITAL PAID UP	SURPLUS	NET INCOME	DIRECT PREMIUMS WRITTEN IN IDAHO
AMERICAN GUARANTY TITLE INS CO	OK	07/02/1979	07/18/2005	12,228,971	2,488,966	2,000,000	7,740,005	1,698,940	0
ATLANTIC TITLE INS CO	SC	06/18/1974	05/19/2005	9,924,049	5,159,786	1,500,000	3,264,263	(1,361,301)	0
CENSTAR TITLE INS CO	TX	08/28/1928	03/29/2005	23,792,142	2,612,998	6,000,000	15,179,144	4,095,663	0
CHICAGO TITLE INS CO	MO	08/31/1961	05/13/1966	1,542,905,336	1,157,078,586	2,000,000	383,826,750	193,883,805	15,830,006
COMMONWEALTH LAND TITLE INS CO	PA	04/01/1944	10/25/1972	769,326,153	570,936,284	1,649,306	196,740,563	70,520,340	11,686,049
FIDELITY NATIONAL TITLE INS CO	CA	10/06/1981	11/29/1982	921,743,960	628,496,549	35,826,800	257,420,611	139,099,895	8,814,612
FIRST AMERICAN TITLE INS CO	CA	09/24/1968	10/28/1969	2,119,968,165	1,242,086,020	200,000,000	677,882,145	246,513,902	37,451,936
INVESTORS TITLE INS CO	NC	01/28/1972	03/03/1997	100,257,033	49,783,515	2,000,000	48,473,518	9,239,013	0
LAWYERS TITLE INS CORPORATION	VA	04/09/1925	01/13/1954	707,608,723	481,808,571	5,311,685	220,488,467	37,794,000	4,397,889
OLD REPUBLIC NATIONAL TITLE INS CO	MN	08/20/1907	12/08/1983	495,531,059	379,437,764	1,526,434	114,566,861	31,093,756	12,824,091
PACIFIC NORTHWEST TITLE INS CO, INC.	WA	12/01/1926	06/24/1998	26,568,841	17,599,536	4,861,700	4,107,605	864,768	3,937
SECURITY UNION TITLE INS CO	CA	03/05/1962	12/06/1974	108,850,718	45,627,628	30,250,000	32,973,090	12,108,164	0
STEWART TITLE GUARANTY CO	TX	01/01/1908	04/16/1980	1,016,661,194	528,468,192	8,500,000	479,693,002	56,448,500	14,861,354
TICOR TITLE INS CO	CA	11/18/1965	4/26/1968	273,641,144	198,696,318	30,000,000	44,944,826	29,728,363	3,147,779
TICOR TITLE INS CO OF FLORIDA	FL	2/4/1980	9/16/1999	144,526,813	103,866,619	2,000,000	38,660,194	14,251,797	0
TRANSNATION TITLE INS CO	AZ	9/16/1992	11/7/1995	193,486,638	111,825,265	10,000,000	71,661,373	16,017,055	17,420,552
UNITED GENERAL TITLE INS CO	CO	9/2/1983	8/10/1992	64,629,373	46,592,739	2,010,000	16,026,634	(3,950,296)	2,754,948

Idaho Business
Life and Health Insurers - Active 12/31/05

COMPANY NAME	INCORPORATION DATE	LICENSED DATE	LINES OF BUSINESS	IDAHO PREMIUMS WRITTEN	IDAHO CLAIMS INCURRED
5 STAR LIFE INS CO	5/24/1943	12/1/1987	01, 02	243,613	357,901,838
AAA LIFE INS CO	6/5/1969	8/26/1970	01, 02	439,660	64,853,018
ACACIA LIFE INS CO	3/3/1869	1/24/1996	01	273,412	31,276,170
ACADEMY LIFE INS CO	2/21/1957	6/22/1961	01, 02	172,169	21,086,617
ADMIRAL LIFE INS CO OF AMERICA	6/2/1958	9/15/1980	01, 02	0	0
ADVANCE INS CO	11/14/1972	3/19/1991	01, 02	0	0
ADVANTA LIFE INS CO	2/28/1972	1/21/1998	01, 02	0	0
AETNA HEALTH AND LIFE INS CO	8/19/1971	8/14/1981	01, 02	0	0
AETNA LIFE INS CO	5/1/1853	5/18/1897	01, 02, 21, 99	5,976,816	663,820,087
AF&L INS CO	8/19/1987	3/4/1996	02	16,019	(5,526)
AGL LIFE ASSURANCE CO	2/1944	4/30/1986	01, 02, 21	2,593	100,000
AIG ANNUITY INS CO	7/9/1944	5/2/1980	01, 02, 21	17,397,253	334,106
AIG LIFE INS CO	6/18/1962	11/23/1977	01, 02, 21	997,500	24,914,388
AIG SUNAMERICA LIFE ASSURANCE CO	4/12/1965	6/28/1966	01, 02, 21	11,554,571	4,199,638
ALL SAVERS INS CO	2/12/1986	7/31/1996	01, 02	0	0
ALLIANZ LIFE INS CO OF NORTH AMERICA	8/10/1979	10/2/1980	01, 02, 21	74,969,836	84,970,796
ALLMERICA FINANCIAL LIFE INS AND ANNUITY CO	7/26/1974	1/1/1975	01, 02, 21	223,200	26,980,000
ALLSTATE ASSURANCE CO	6/28/1967	12/19/1967	01, 21	0	0
ALLSTATE LIFE INS CO	3/6/1957	10/23/1957	01, 02, 21	23,788,108	693,223,270
ALTA HEALTH & LIFE INS CO	5/2/1963	6/24/1975	01, 02, 21	367,846	2,462,106
AMERICAN BANKERS LIFE ASSURANCE CO OF FLORIDA	2/6/1952	8/12/1952	01, 02, 99	748,946	40,518,657
AMERICAN CAPITOL INS CO	4/28/1954	7/26/1967	01, 02	8,488	151,810
AMERICAN ENTERPRISE LIFE INS CO	11/18/1981	10/12/1982	01, 02, 21	4,343,986	0
AMERICAN EQUITY INVESTMENT LIFE INS CO	12/19/1980	1/22/1982	01, 21	18,477,423	584,658
AMERICAN FAMILY LIFE ASSURANCE CO OF COLUMBUS	11/17/1955	5/20/1970	01, 02, 99	22,486,260	100,686,930
AMERICAN FAMILY LIFE INS CO	11/21/1957	3/28/2001	01, 02, 21	872,417	241,318,512
AMERICAN FARMERS & RANCHERS LIFE INS CO	12/30/1999	9/16/2005	01	0	0
AMERICAN FIDELITY ASSURANCE CO	11/30/1960	11/15/1968	01, 02, 21	4,100,793	50,711,430
AMERICAN FIDELITY LIFE INS CO	8/15/1956	10/21/1965	01	53,167	10,168,245
AMERICAN FOUNDERS LIFE INS CO	4/5/1954	8/31/1977	01, 02	8,197	479,586
AMERICAN GENERAL ASSURANCE CO	11/21/1929	12/30/1966	01, 02, 99	1,088,045	486,897,392
AMERICAN GENERAL LIFE AND ACCIDENT INS CO	2/28/1900	11/28/2000	01, 02	52,808	6,257,153
AMERICAN GENERAL LIFE INS CO	1/10/1917	6/21/1961	01, 02, 21	7,691,942	1,694,053,731
AMERICAN HEALTH AND LIFE INS CO	6/16/1954	9/13/1954	01, 02, 99	466,830	29,548,246
AMERICAN HERITAGE LIFE INS CO	9/11/1956	6/18/1962	01, 02, 99	498,506	16,923,558
AMERICAN HOME LIFE INS CO (THE)	5/3/1909	11/30/1970	01	34,289	8,978,205
AMERICAN INCOME LIFE INS CO	7/16/1954	8/9/1967	01, 02	1,942,373	96,131,541
AMERICAN INTERNATIONAL LIFE ASSURANCE CO OF NEW YORK	3/19/1962	9/1/1964	01, 02, 21	27,743	165,847
AMERICAN INVESTORS LIFE INS CO, INC.	3/16/1965	7/13/1982	01, 02	1,975,301	700,955

Idaho Business
Life and Health Insurers - Active 12/31/05

COMPANY NAME	INCORPORATION DATE	LICENSED DATE	LINES OF BUSINESS	IDAHO PREMIUMS WRITTEN	IDAHO CLAIMS INCURRED
AMERICAN LIFE INS CO OF NEW YORK	3/23/1955	7/31/1958	01, 02, 21	35,464	8,342,355
AMERICAN MATURITY LIFE INS CO	10/24/1972	6/3/1983	01, 02, 21	0	0
AMERICAN MEDICAL SECURITY LIFE INS CO	2/23/1966	4/16/1991	01, 02	0	634
AMERICAN MEMORIAL LIFE INS CO	3/18/1959	6/28/1968	01, 02	439,124	9,770,549
AMERICAN MODERN LIFE INS CO	12/12/1956	12/14/1978	01, 02, 99	1,248,405	63,447,170
AMERICAN NATIONAL INS CO	3/19/1905	4/23/1934	01, 02, 21	3,346,759	112,907,712
AMERICAN NATIONAL LIFE INS CO OF TEXAS	12/2/1954	4/1/1973	01, 02	129,492	1,051,643
AMERICAN NETWORK INS CO	2/27/1961	9/15/1987	02	4,933	0
AMERICAN PARTNERS LIFE INS CO	12/7/1981	9/21/1982	01, 02, 21	96,527	0
AMERICAN PHOENIX LIFE AND REASSURANCE CO	6/24/1991	4/3/1997	01, 02	0	0
AMERICAN PIONEER LIFE INS CO	7/5/1961	7/13/1987	01, 02	195,446	564,560
AMERICAN PUBLIC LIFE INS CO	11/28/1945	10/24/2005	01, 02	6,824	(2,596)
AMERICAN REPUBLIC INS CO	4/4/1929	8/12/1952	01, 02, 21	1,565,223	8,250,047
AMERICAN SKANDIA LIFE ASSURANCE CORPORATION	5/21/1969	4/5/1977	01, 02, 21	51,763,395	3,641,555
AMERICAN SPECIALTY HEALTH INS CO	12/27/1972	11/1/1989	01, 02	0	0
AMERICAN TRAVELERS ASSURANCE CO	6/29/1982	1/7/1992	01, 02	0	0
AMERICAN UNDERWRITERS LIFE INS CO	9/21/1977	3/5/1987	01, 02, 99	4,852,077	671,525
AMERICAN UNITED LIFE INS CO	11/7/1877	7/8/1949	01, 02, 21	434,955	23,834,769
AMERICAN-AMICABLE LIFE INS CO OF TEXAS	9/22/1981	7/7/1987	01, 02	214,990	19,614,066
AMERICO FINANCIAL LIFE AND ANNUITY INS CO	7/1/1946	2/1/1957	01, 02	312,207	6,930,400
AMERICOM LIFE & ANNUITY INS CO	6/14/1985	11/2/1995	01, 02	895,151	11,065,000
AMERITAS LIFE INS CORP.	4/6/1887	11/13/1952	01, 02, 21	1,227,669	29,312,049
AMERITAS VARIABLE LIFE INS CO	6/22/1983	12/17/1987	01, 02, 21	1,186,911	41,632,622
AMERUS LIFE INS CO	2/15/1896	4/2/1914	01, 02	12,763,294	274,157,248
AMICA LIFE INS CO	6/13/1968	3/1/1989	01	107,130	28,684,233
ANNUITY & LIFE REASSURANCE AMERICA, INC.	11/22/1963	12/29/1980	01, 02	12,174	1,008,067
ANNUITY INVESTORS LIFE INS CO	11/13/1981	1/20/1984	01, 02, 21	1,160,396	0
ANTHEM LIFE INS CO	6/10/1953	10/18/1982	01, 02	536	17,000
ASSURITY LIFE INS CO	3/24/1964	11/24/1969	01, 02, 99	256,354	8,026,875
AURORA NATIONAL LIFE ASSURANCE CO	4/27/1961	6/23/1963	01, 02	296,286	16,096,913
AUTO-OWNERS LIFE INS CO	9/28/1965	9/6/2005	01, 02	9,983	3,331,500
AVIVA LIFE INS CO	5/7/1958	2/11/1960	01, 02	3,781,015	2,624,910
AXA CORPORATE SOLUTIONS LIFE REINS CO	5/20/1981	12/16/1981	01	0	0
AXA EQUITABLE LIFE INS CO	7/26/1859	5/15/1896	01, 02, 21	28,038,456	255,631,556
AXA LIFE AND ANNUITY CO	1/18/1984	11/26/1985	01, 02, 21	28,042	7,984,057
BALBOA LIFE INS CO	8/6/1968	11/24/1972	01, 02, 99	151,616	7,642,164
BALTIMORE LIFE INS CO (THE)	3/27/1882	8/23/1991	01, 02	212,577	4,860,223
BANKERS FIDELITY LIFE INS CO	6/13/1955	5/2/1997	01, 02	935,884	901,429
BANKERS LIFE AND CASUALTY CO	4/6/1880	8/20/1952	01, 02	22,369,462	93,270,739

Idaho Business
Life and Health Insurers - Active 12/31/05

COMPANY NAME	INCORPORATION DATE	LICENSED DATE	LINES OF BUSINESS	IDAHO PREMIUMS WRITTEN	IDAHO CLAIMS INCURRED
BANKERS LIFE INS CO	4/11/1973	2/27/1996	01, 02	13,007	1,743,009
BANNER LIFE INS CO	9/21/1981	5/27/1982	01, 02, 21	1,400,209	798,438,136
BCS LIFE INS CO	9/22/1949	12/19/1952	01, 02	33,038	9,367,564
BENEFICIAL LIFE INS CO	5/10/1905	6/7/1905	01, 02	54,442,383	2,992,086,648
BENICORP INS CO	12/29/1980	12/24/1981	01, 02	0	0
BERKSHIRE HATHAWAY LIFE INS CO OF NEBRASKA	5/14/1993	1/26/1999	01	287,055	0
BERKSHIRE LIFE INS CO OF AMERICA	1/2/1968	8/25/1976	01, 02, 99	355,829	7,511,954
BEST LIFE AND HEALTH INS CO	11/28/1962	7/20/1981	01, 02	671,565	612,580
BLUE CROSS OF IDAHO HEALTH SERVICE, INC.	12/31/1977	12/31/1977	23	800,054,789	652,349,023
BOSTON MUTUAL LIFE INS CO	8/18/1891	10/2/1980	01, 02	275,713	18,230,953
BROKERS NATIONAL LIFE ASSURANCE CO	7/8/1964	10/4/1976	01, 02	2,152,744	1,564,687
BUSINESS MEN'S ASSURANCE CO OF AMERICA	6/28/1909	6/30/1917	01, 02, 21, 99	4,648,349	26,110,190
C.M. LIFE INS CO	5/19/1981	3/31/1982	01, 02, 21	1,802,910	154,374,964
CANADA LIFE ASSURANCE CO (THE)	4/25/1849	12/9/1955	01, 02	231,957	12,261,846
CANADA LIFE INS CO OF AMERICA	4/12/1988	11/15/1989	01, 02, 21	0	0
CAPITOL LIFE INS CO (THE)	7/1/1905	6/13/1913	01, 02, 21	0	0
CELTIC INS CO	5/3/1949	7/10/1957	01, 02	68,313	17,787
CENTRAL BENEFITS NATIONAL LIFE INS CO	5/14/1956	7/31/1996	01, 02	0	0
CENTRAL SECURITY LIFE INS CO	2/21/1955	11/8/1983	01, 02	3,767	570,172
CENTRAL STATES HEALTH AND LIFE CO OF OMAHA	6/2/1932	4/1/1951	01, 02, 99	204,826	10,315,822
CENTRAL UNITED LIFE INS CO	9/4/1962	9/7/1966	01, 02	211,900	3,667,203
CENTRE LIFE INS CO	10/6/1926	8/16/1977	01, 02	50,067	287,459
CENTURION LIFE INS CO	5/10/1956	8/25/1978	01, 02	36,709	8,116,571
CHARTER NATIONAL LIFE INS CO	12/7/1955	8/16/1962	01, 02, 21	0	28,404
CHASE INS LIFE AND ANNUITY CO	12/12/1967	12/17/1971	01, 02, 21	1,302,892	586,868,380
CHASE INS LIFE CO	7/14/1960	6/12/1963	01, 02	868,941	447,731,077
CHASE LIFE & ANNUITY CO	6/30/1925	7/28/1970	01, 02	479	25,000
CHESAPEAKE LIFE INS CO (THE)	4/20/1956	12/29/1967	01, 02	2,076,164	4,920,628
CHRISTIAN FIDELITY LIFE INS CO	4/25/1935	8/1/1988	01, 02	10,948	3,891
CHURCH LIFE INS CORPORATION	6/24/1922	2/8/2005	01, 02	78,080	1,731,000
CICA LIFE INS CO OF AMERICA	2/4/1968	8/1/1997	01, 02	112,349	0
CINCINNATI LIFE INS CO (THE)	7/2/1987	9/14/1988	01, 02	369,806	104,766,478
CITICORP LIFE INS CO	3/1/1971	1/7/1981	01, 02, 21	1,470	6,868
CM ASSURANCE CO	7/23/1986	12/2/1991	01	0	0
COLONIAL LIFE & ACCIDENT INS CO	4/13/1939	2/21/1963	01, 02	2,447,228	77,905,213
COLONIAL PENN LIFE INS CO	12/3/1957	10/19/1967	01, 02, 21	381,176	6,981,488
COLORADO BANKERS LIFE INS CO	5/28/1974	10/28/1983	01, 02	19,973	1,256,997
COLUMBIA UNIVERSAL LIFE INS CO	6/1/1954	3/1/1983	01, 02	122,111	7,076,681
COLUMBIAN LIFE INS CO	3/18/1988	9/3/1999	01, 02	79,924	1,913,443

*Idaho Business
Life and Health Insurers - Active 12/31/05*

COMPANY NAME	INCORPORATION DATE	LICENSED DATE	LINES OF BUSINESS	IDAHO PREMIUMS WRITTEN	IDAHO CLAIMS INCURRED
COLUMBIAN MUTUAL LIFE INS CO	11/1/1882	10/3/1990	01, 02	1,307	212,151
COLUMBUS LIFE INS CO	9/8/1986	9/12/1995	01, 02, 21	441,913	8,670,000
COMBINED INS CO OF AMERICA	10/2/1919	3/1/1948	01, 02, 99	8,173,510	30,971,299
COMMERCIAL TRAVELERS MUTUAL INS CO	3/20/1883	8/13/1981	02	4,616	4,185
COMPANION LIFE INS CO	6/21/1970	9/16/1981	01, 02	239,975	18,604
COMPBENEFITS INS CO	5/13/1959	9/8/1986	01	375	30,233
CONGRESS LIFE INS CO	11/2/1965	12/27/1971	01, 02	0	0
CONNECTICUT GENERAL LIFE INS CO	6/22/1885	1/18/1946	01, 02, 21	3,221,614	552,685,288
CONSECO HEALTH INS CO	10/6/1970	11/17/1977	01, 02	2,678,690	1,828,862
CONSECO INS CO	1/25/1951	10/27/1966	01, 02	2,591,755	6,492,638
CONSECO LIFE INS CO	1/30/1962	10/2/1964	01, 02	908,841	150,271,913
CONSECO SENIOR HEALTH INS CO	7/5/1887	12/12/1986	01, 02, 21	760,990	1,548,108
CONSTITUTION LIFE INS CO	6/11/1929	1/5/1949	01, 02	14,833	461,233
CONTINENTAL AMERICAN INS CO	11/25/1968	12/4/2002	01, 02	45,434	27,738
CONTINENTAL ASSURANCE CO	2/8/1911	7/9/1952	01, 02, 99	371,106	43,638
CONTINENTAL GENERAL INS CO	5/21/1961	7/25/1974	01, 02	411,782	10,603,235
CONTINENTAL LIFE INS CO OF BRENTWOOD, TENNESSEE	12/5/1983	10/26/1988	01, 02	332,978	430,961
CORPORATE HEALTH INS CO	7/8/1938	8/29/1968	01, 02, 99	0	0
COUNTRY INVESTORS LIFE ASSURANCE CO	10/13/1981	2/4/1999	01, 02	48,112	0
COUNTRY LIFE INS CO	11/24/1928	11/8/1962	01, 02	395,132	46,435,645
CROWN LIFE INS CO	6/14/1900	7/10/1947	01, 02	347,069	23,140,392
CSI LIFE INS CO	11/21/1973	9/10/2004	01, 02	0	0
CUNA MUTUAL INS SOCIETY	5/20/1935	7/3/1956	01, 02, 99	13,774,638	428,506,295
CUNA MUTUAL LIFE INS CO	2/22/1916	11/13/1958	01, 02, 21	3,876,602	65,287,728
DELAWARE AMERICAN LIFE INS CO	11/4/1964	1/23/1978	01, 02, 99	9,019	607,522
DENTEGRA INS CO	7/27/1966	12/17/1980	01, 02	182,431	60,462
DESERET MUTUAL INS CO	12/31/1968	8/9/2004	02	5,315,023	4,449,923
DIRECT GENERAL LIFE INS CO	11/17/1982	6/22/1983	01, 02	0	0
EDUCATORS MUTUAL INS ASSOCIATION	6/26/1935	10/24/2005	02	2,436	313
EDUCATORS MUTUAL LIFE INS CO	3/9/1940	6/4/2002	01, 02	0	0
EMC NATIONAL LIFE CO	8/1/1962	10/18/1974	01, 02	113,540	20,437,584
EMPHEYS INS CO	3/12/1978	10/29/1996	01, 02	0	0
EMPIRE GENERAL LIFE ASSURANCE CORPORATION	5/28/1981	12/9/1981	01, 02	1,605,724	262,648,053
EMPLOYEES LIFE CO (MUTUAL)	3/14/1946	7/13/1982	01	1,920	173,557
EMPLOYERS REASSURANCE CORPORATION	8/20/1986	7/13/1987	01, 02	0	0
EQUITABLE LIFE & CASUALTY INS CO	6/30/1935	5/20/1980	01, 02	2,685,951	4,336,339
EQUITRUST LIFE INS CO	6/3/1966	8/11/1971	01, 02, 21	3,074,174	560,945
FAMILY BENEFIT LIFE INS CO	10/14/1964	12/8/1987	01	0	0
FAMILY HERITAGE LIFE INS CO OF AMERICA	8/22/1989	2/14/2000	01, 02	126,743	6,042

Idaho Business
Life and Health Insurers - Active 12/31/05

COMPANY NAME	INCORPORATION DATE	LICENSED DATE	LINES OF BUSINESS	IDAHO PREMIUMS WRITTEN	IDAHO CLAIMS INCURRED
FAMILY LIFE INS CO	6/1/1949	7/9/1953	01, 02, 21	46,203	11,979,137
FAMILY SERVICE LIFE INS CO	5/5/1955	7/7/1988	01	0	0
FARM BUREAU LIFE INS CO	10/30/1944	7/3/1995	01, 02, 21	22,787,211	2,260,087,844
FARMERS NEW WORLD LIFE INS CO	2/21/1910	12/3/1912	01, 02, 21	9,328,487	1,830,849,616
FEDERAL HOME LIFE INS CO	4/4/1910	12/10/1958	01, 02, 99	771,217	7,776,160
FEDERAL LIFE INS CO (MUTUAL)	9/8/1899	12/20/1971	01, 02	37,261	5,145,312
FEDERATED LIFE INS CO	12/9/1958	8/5/1983	01, 02, 21	39,600	6,489,537
FIDELITY AND GUARANTY LIFE INS CO	12/16/1959	6/15/1960	01, 02, 21	5,052,011	128,854,966
FIDELITY INVESTMENTS LIFE INS CO	5/13/1981	3/1/1984	01, 02, 21	795,690	17,751,635
FIDELITY LIFE ASSOCIATION, A MUTUAL LEGAL RESERVE CO	2/24/1896	3/18/1975	01, 02	134,053	64,177,576
FIDELITY LIFE INS CO	6/11/1981	1/4/1982	01	0	0
FIDELITY SECURITY LIFE INS CO	1/17/1969	4/1/1977	01, 02, 21	169,954	1,863,035
FINANCIAL AMERICAN LIFE INS CO	6/1/1964	8/31/2004	01, 02	0	0
FINANCIAL ASSURANCE LIFE INS CO	1/5/1912	12/20/1988	01	664	35,300
FINANCIAL BENEFIT LIFE INS CO	1/21/1983	6/16/1988	01	0	0
FIRST ALLAMERICA FINANCIAL LIFE INS CO	3/16/1844	8/3/1948	01, 02, 21	20,481	1,932,000
FIRST COLONY LIFE INS CO	11/22/1955	11/15/1971	01, 02, 21, 99	4,481,013	2,069,132,634
FIRST HEALTH LIFE & HEALTH INS CO	12/29/1978	9/30/1980	01, 02	115,800	96,330
FIRST INVESTORS LIFE INS CO	8/3/1962	6/15/2004	01, 02	0	11,830,460
FIRST PENN-PACIFIC LIFE INS CO	6/19/1963	7/11/1980	01, 02, 21	648,799	346,841,853
FORETHOUGHT LIFE ASSURANCE CO	11/22/1972	7/19/1973	01, 02, 99	0	0
FORETHOUGHT LIFE INS CO	2/14/1980	8/6/1982	01, 02	3,846,777	29,088,342
FORT DEARBORN LIFE INS CO	8/23/1966	8/28/1975	01, 23	354,291	17,014,819
FREMONT LIFE INS CO	3/25/1954	12/28/1960	01	1,171	120,975
FUNERAL DIRECTORS LIFE INS CO	2/27/1981	2/19/1997	01, 02	0	0
GARDEN STATE LIFE INS CO	6/22/1956	6/25/1965	01, 02	104,154	16,841,000
GENERAL AMERICAN LIFE INS CO	6/24/1933	5/22/1953	01, 02, 21	904,435	127,993,792
GENERAL FIDELITY LIFE INS CO	8/11/1980	12/31/1981	01, 02, 99	22,291	2,653,270
GENERAL RE LIFE CORPORATION	6/21/1967	12/8/1987	01, 02	0	0
GENERALI USA LIFE REASSURANCE CO	7/13/1982	6/27/1983	01, 02	0	0
GENWORTH LIFE AND ANNUITY INS CO	3/21/1871	9/8/1982	01, 02, 21	5,303,307	27,956,057
GENWORTH LIFE AND HEALTH INS CO	1/31/1973	11/24/1976	01, 02	1,713,069	62,622,118
GENWORTH LIFE INS CO	9/28/1956	11/15/1956	01, 02	6,627,637	73,697,341
GERBER LIFE INS CO	12/22/1967	4/18/1969	01, 02	1,431,322	85,919,978
GLOBE LIFE AND ACCIDENT INS CO	11/29/1979	12/31/1980	01, 02, 99	1,462,674	137,599,182
GOLDEN RULE INS CO	6/17/1959	7/16/1982	01, 02	777,590	14,053,758
GOVERNMENT PERSONNEL MUTUAL LIFE INS CO	5/15/1934	10/29/2002	01, 02	198,086	81,936,063
GREAT AMERICAN LIFE ASSURANCE CO	8/10/1967	8/25/1969	01, 02	0	0
GREAT AMERICAN LIFE INS CO	12/15/1959	3/31/1982	01, 02	2,332,969	101,717,320

Idaho Business
Life and Health Insurers - Active 12/31/05

COMPANY NAME	INCORPORATION DATE	LICENSED DATE	LINES OF BUSINESS	IDAHO PREMIUMS WRITTEN	IDAHO CLAIMS INCURRED
GREAT FIDELITY LIFE INS CO	5/1/1952	10/21/1988	01, 02	0	0
GREAT REPUBLIC LIFE INS CO	7/14/1965	11/14/1977	01, 02	9,135	620,000
GREAT SOUTHERN LIFE INS CO	3/1/1909	12/31/1979	01, 02	117,232	15,684,802
GREAT WESTERN INS CO	3/1/1983	4/29/1987	01	3,883,061	23,747,274
GREAT-WEST LIFE & ANNUITY INS CO	3/29/1907	10/6/1976	01, 02, 21	6,214,566	356,261,712
GREAT-WEST LIFE ASSURANCE CO	8/28/1891	11/26/1974	01, 02	63,020	284,424
GROUP HEALTH OPTIONS, INC.	1/30/1990	8/17/1995	23	12,931,278	11,231,669
GUARANTEE TRUST LIFE INS CO	5/19/1936	8/1/1961	01, 02, 99	1,352,027	9,973,498
GUARDIAN INS & ANNUITY CO, INC. (THE)	3/2/1970	12/8/1987	01, 21	680,638	5,416,232
GUARDIAN LIFE INS CO OF AMERICA	4/10/1860	5/20/1947	01, 02, 21	2,678,180	143,135,157
HART LIFE INS CO	7/9/1965	5/4/1966	01, 02	0	0
HARTFORD LIFE & ACCIDENT INS CO	2/14/1967	5/2/1968	01, 02, 21, 99	7,548,374	2,193,089,046
HARTFORD LIFE AND ANNUITY INS CO	1/9/1956	3/3/1971	01, 02, 21, 99	4,132,542	278,932,319
HARTFORD LIFE GROUP INS CO	2/20/1981	11/13/1981	01, 02	1,324,022	1,483,749
HARTFORD LIFE INS CO	2/16/1978	7/24/1978	01, 02, 21	18,145,413	709,563,301
HCC LIFE INS CO	12/3/1980	5/7/1982	01, 02	3,893,289	68,415,557
HCSC INS SERVICES CO	2/6/1958	6/20/1984	01, 02	0	0
HEALTH CARE SERVICE CORPORATION, A MUTUAL LEGAL RESERVE CO	10/1/1936	9/29/2005	02	0	0
HEALTH NET LIFE INS CO	11/19/1956	7/25/1974	01, 02	0	0
HEALTHY ALLIANCE LIFE INS CO	4/19/1971	10/26/1981	01, 02	0	0
HERITAGE LIFE INS CO	7/26/1957	7/19/1965	01, 02, 99	0	3,060
HM HEALTH INS CO	12/8/1954	7/31/1967	01, 02, 99	0	0
HM LIFE INS CO	4/24/1981	3/30/1982	01, 02	3,905,937	1,039,409
HOME OWNERS LIFE INS CO	3/27/1962	7/19/1983	01, 02	0	0
HOMESHIELD INS CO.	4/28/1982	3/3/1986	01, 02	94	18,717
HOMESTEADERS LIFE CO	1/5/1906	11/24/1986	01, 21	14,324	278,003
HORACE MANN LIFE INS CO	8/9/1949	5/9/1960	01, 02, 21	1,791,457	65,195,445
HOUSEHOLD LIFE INS CO	12/18/1980	8/16/1991	01, 02	908,646	76,544,754
HUMANA INS CO	12/12/1968	8/6/1984	01, 02	340,613	952,966
HUMANADENTAL INS CO	9/26/1908	4/1/1977	01, 02	59,096	164,716
IDEALIFE INS CO	6/15/1981	12/12/1986	01, 02	16,005	924,420
IDS LIFE INS CO	8/7/1957	11/19/1959	01, 02, 21	33,868,754	400,107,684
ILLINOIS MUTUAL LIFE INS CO	7/9/1912	5/28/1991	01, 02	300,774	5,493,791
IMERICA LIFE AND HEALTH INS CO	7/20/1925	7/13/1982	01	0	0
INDEPENDENCE LIFE AND ANNUITY CO	10/11/1945	7/13/1956	01, 02, 21	0	86,505
INDIANAPOLIS LIFE INS CO	7/10/1905	10/28/1981	01, 02, 21	2,009,270	184,220,785
INDIVIDUAL ASSURANCE CO, LIFE, HEALTH & ACCIDENT	10/18/1973	9/2/1981	01, 02	293,486	5,892,917
INDUSTRIAL-ALLIANCE PACIFIC LIFE INS CO	4/29/1967	11/26/1976	01	267,014	26,338,034

Idaho Business
Life and Health Insurers - Active 12/31/05

COMPANY NAME	INCORPORATION DATE	LICENSED DATE	LINES OF BUSINESS	IDAHO PREMIUMS WRITTEN	IDAHO CLAIMS INCURRED
ING LIFE INS AND ANNUITY CO	4/10/1954	11/17/1976	01, 02, 21	53,428,894	33,293,961
ING USA ANNUITY AND LIFE INS CO	1/2/1973	5/25/1973	01, 02, 21	38,090,119	40,058,745
INS INVESTORS LIFE INS CO	4/30/1973	11/6/2001	01	0	N/A
INTEGRITY LIFE INS CO	5/3/1966	7/23/1982	01, 02, 21	776,952	1,238,664
INVESTORS GUARANTY LIFE INS CO	11/19/1962	12/8/1964	01, 02	924	28,000
INVESTORS INS CORPORATION	6/22/1987	11/28/1961	01, 02	911,139	17,500
INVESTORS LIFE INS CO OF NORTH AMERICA	6/19/1963	9/24/1968	01, 02, 21	79,296	9,848,425
J.M.I.C. LIFE INS CO	4/16/1979	10/16/1991	01, 02	154,902	7,908,611
JACKSON NATIONAL LIFE INS CO	6/19/1961	6/12/1981	01, 02, 21	19,921,105	767,178,905
JEFFERSON NATIONAL LIFE INS CO	2/8/1937	9/20/1966	01, 02, 21	127,518	7,810,005
JEFFERSON PILOT FINANCIAL INS CO	10/9/1903	11/16/1960	01, 02, 21	4,537,217	681,752,963
JEFFERSON PILOT LIFEAMERICA INS CO	10/27/1897	11/3/1977	01, 02	661	47,810
JEFFERSON STANDARD LIFE INS CO	9/14/1981	7/13/1982	01, 02	0	0
JEFFERSON-PILOT LIFE INS CO	2/23/1899	7/28/1970	01, 02, 21	3,404,795	194,263,629
JOHN ALDEN LIFE INS CO	5/19/1973	8/6/1973	01, 02, 99	2,208,256	29,144,641
JOHN HANCOCK LIFE INS CO	4/21/1862	10/1/1936	01, 02, 21	2,010,120	49,789,353
JOHN HANCOCK LIFE INS CO (U.S.A.)	8/20/1955	6/20/1956	01, 02, 21	2,906,663	309,153,095
JOHN HANCOCK VARIABLE LIFE INS CO	2/22/1979	12/16/1980	01, 02, 21	1,224,287	318,692,846
KANAWHA INS CO	5/22/1958	7/25/1995	01, 02	55,526	27,842
KANSAS CITY LIFE INS CO	5/5/1895	6/24/1913	01, 02, 21	1,183,689	91,547,669
KEMPER INVESTORS LIFE INS CO	12/14/1979	8/17/1971	01, 02, 21	1,214,685	69,327,762
LAFAYETTE LIFE INS CO (THE)	12/6/1905	9/25/1973	01, 02	1,177,719	21,996,759
LANDCAR LIFE INS CO	9/10/1980	5/2/1997	01, 02	375,391	18,448,325
LIBERTY BANKERS LIFE INS CO	11/14/1957	7/23/1987	01, 02	106,780	0
LIBERTY LIFE ASSURANCE CO OF BOSTON	9/11/1963	6/18/1965	01, 02, 21	1,442,638	197,361,674
LIBERTY LIFE INS CO	11/1/1905	11/25/1985	01, 02	521,677	34,331,367
LIBERTY NATIONAL LIFE INS CO	7/1/1929	1/15/1980	01, 02, 21	574,280	60,098,882
LIFE INS CO OF NORTH AMERICA	9/21/1956	7/10/1957	01, 02	9,117,862	592,042,483
LIFE INS CO OF THE SOUTHWEST	3/8/1955	4/27/1982	01, 02, 21	1,739,069	4,407,209
LIFE INVESTORS INS CO OF AMERICA	9/30/1930	12/31/1969	01, 02, 21	2,402,714	118,802,243
LIFEWISE ASSURANCE CO	9/11/1981	5/9/1991	01, 02	1,167,031	288,905,867
LIFEWISE HEALTH PLAN OF OREGON INC.	8/7/1986	4/11/1995	01, 02	0	0
LINCOLN BENEFIT LIFE CO	10/18/1938	4/1/1973	01, 02, 21	17,050,947	1,168,003,286
LINCOLN HERITAGE LIFE INS CO	8/15/1963	5/19/1975	01, 02	449,968	6,057,443
LINCOLN MEMORIAL LIFE INS CO	9/25/1936	5/20/1953	01, 02	0	0
LINCOLN MUTUAL LIFE & CASUALTY INS CO	9/13/1935	9/3/1949	01, 02	1,150	35,019
LINCOLN NATIONAL LIFE INS CO	6/12/1905	9/1/1937	01, 02, 21	39,559,567	506,225,021
LONDON LIFE REINS CO	3/26/1969	7/18/1978	01, 02, 99	0	0
LOYAL AMERICAN LIFE INS CO	5/18/1955	7/3/1972	01, 02	31,062	1,092,918

Idaho Business
Life and Health Insurers - Active 12/31/05

COMPANY NAME	INCORPORATION DATE	LICENSED DATE	LINES OF BUSINESS	IDAHO PREMIUMS WRITTEN	IDAHO CLAIMS INCURRED
MADISON NATIONAL LIFE INS CO, INC.	10/17/1961	12/23/1987	01, 02	334,551	6,910,427
MAMSI LIFE AND HEALTH INS CO	9/12/1955	4/15/1983	01, 02, 99	0	0
MANHATTAN LIFE INS CO (THE)	5/29/1850	8/24/1959	01, 02	109,840	727,515
MANHATTAN NATIONAL LIFE INS CO	12/20/1956	8/21/1963	01, 02	78,105	23,445,281
MANULIFE INS CO	5/27/1981	7/13/1982	01, 02, 21	0	3,674,410
MARQUETTE NATIONAL LIFE INS CO	11/10/1967	5/12/1982	01, 02	0	0
MASSACHUSETTS MUTUAL LIFE INS CO	5/15/1851	9/15/1949	01, 02, 21	11,020,810	589,926,450
MEDAMERICA INS CO	4/5/1966	8/19/1987	01, 02	82,612	95,593
MEDCO CONTAINMENT LIFE INS CO	8/30/1954	9/29/1981	01, 02, 99	0	0
MEDICAL SAVINGS INS CO	4/12/1965	7/21/1975	01, 02, 99	0	0
MEDICO INS CO	4/26/1930	9/5/1962	01, 02	2,467,652	3,457,971
MEDICO LIFE INS CO	10/6/1967	4/22/1970	01, 02	423,074	59,574
MEGA LIFE AND HEALTH INS CO	11/5/1981	6/1/1983	01, 02, 21	12,430,384	12,651,183
MEMBERS LIFE INS CO	2/27/1976	9/22/1978	01, 02, 21, 99	1,815	169,735
MERIT LIFE INS CO	9/6/1957	12/8/1975	01, 02	950,795	29,349,669
MERRILL LYNCH LIFE INS CO	1/27/1986	6/27/1988	01, 02, 21	553,633	41,418,806
METLIFE INVESTORS INS CO	8/17/1981	5/3/1982	01, 02, 21	11,629,644	8,153,129
METLIFE INVESTORS USA INS CO	9/13/1960	6/26/1975	01, 02, 21	12,920,056	33,840,000
METROPOLITAN LIFE INS CO	3/24/1888	3/2/1915	01, 02, 21	24,612,135	3,440,986,873
METROPOLITAN TOWER LIFE INS CO	3/4/1982	10/5/1983	01, 02, 21	334,684	49,527,307
MIDLAND NATIONAL LIFE INS CO	8/30/1906	4/2/1926	01, 02, 21	8,413,425	433,142,227
MID-WEST NATIONAL LIFE INS CO OF TENNESSEE	3/1/1965	7/5/1985	01, 02	5,733,559	16,047,276
MIDWEST SECURITY LIFE INS CO	9/18/1972	5/6/1996	01, 02	0	0
MIDWESTERN UNITED LIFE INS CO	5/14/1948	6/22/1962	01, 02	6,654	1,305,209
MINNESOTA LIFE INS CO	8/6/1880	10/7/1947	01, 02, 21	7,312,841	760,320,685
MMA INS CO	2/4/1987	8/12/1988	01, 02	0	0
MML BAY STATE LIFE INS CO	4/1/1935	7/20/1981	01, 02, 21	138,710	23,422,894
MONUMENTAL LIFE INS CO	3/5/1858	10/26/1985	01, 02	1,733,879	50,426,629
MONY LIFE INS CO	4/12/1842	7/25/1893	01, 02, 21	7,689,213	706,417,062
MONY LIFE INS CO OF AMERICA	3/6/1969	4/15/1976	01, 02, 21	5,381,035	756,209,056
MTL INS CO	12/5/1904	12/15/1969	01, 02, 21	475,335	26,924,035
MUNICH AMERICAN REASSURANCE CO	10/29/1959	6/4/1981	01, 02	0	0
MUTUAL OF AMERICA LIFE INS CO	1/3/1945	11/30/1982	01, 02, 21	9,731	706,144
MUTUAL OF OMAHA INS CO	3/5/1909	4/1/1920	01, 02, 99	27,527,244	17,217,327
MUTUAL SERVICE LIFE INS CO	8/31/1934	10/31/1974	01, 02	10,336	6,771,125
NATIONAL BENEFIT LIFE INS CO	6/18/1962	5/31/1968	01, 02	106,975	15,985,000
NATIONAL FARMERS UNION LIFE INS CO	12/1/1937	7/1/1950	01, 02	51,917	4,306,054
NATIONAL FOUNDATION LIFE INS CO	9/19/1983	12/30/1983	01, 02, 99	48,654	98,249
NATIONAL GUARDIAN LIFE INS CO	9/28/1909	11/3/1965	01, 02	112,493	9,691,592

Idaho Business
Life and Health Insurers - Active 12/31/05

COMPANY NAME	INCORPORATION DATE	LICENSED DATE	LINES OF BUSINESS	IDAHO PREMIUMS WRITTEN	IDAHO CLAIMS INCURRED
NATIONAL HEALTH INS CO	7/16/1965	6/29/1981	01, 02	61,742	91,630
NATIONAL LIFE INS CO	11/13/1848	5/31/1946	01, 02, 21	972,478	76,567,999
NATIONAL STATES INS CO	7/22/1964	4/1/1974	01, 02	684,314	7,998,536
NATIONAL TEACHERS ASSOCIATES LIFE INS CO	7/14/1938	6/8/1999	01, 02	1,662	0
NATIONAL WESTERN LIFE INS CO	7/16/1956	10/16/1959	01, 02, 99	2,418,715	5,558,610
NATIONWIDE LIFE AND ANNUITY CO OF AMERICA	1/8/1958	10/14/1983	01, 02, 21	243,884	36,274,480
NATIONWIDE LIFE AND ANNUITY INS CO	2/9/1981	3/12/1998	01, 21	43,154	10,955,436
NATIONWIDE LIFE INS CO	3/21/1929	12/9/1955	01, 02, 21	2,179,317	113,818,260
NATIONWIDE LIFE INS CO OF AMERICA	3/22/1865	4/18/1988	01, 02, 21	224,434	14,789,889
NEW ENGLAND LIFE INS CO	9/12/1980	9/25/1981	01, 02, 21	886,292	85,782,803
NEW YORK LIFE INS & ANNUITY CORPORATION	11/3/1980	7/21/1981	01, 02, 21	23,998,650	336,681,819
NEW YORK LIFE INS CO	5/21/1841	5/1/1896	01, 02, 21	17,595,632	1,965,691,926
NGL AMERICAN LIFE INS CO	5/25/1982	7/27/1983	01, 02	77,060	1,077,616
NIPPON LIFE INS CO OF AMERICA	8/23/1972	6/4/1981	01, 02	0	0
NORTH AMERICAN CO FOR LIFE AND HEALTH INS	5/13/1886	7/9/1908	01, 02	8,918,110	604,680,895
NORTH CAROLINA MUTUAL LIFE INS CO	2/28/1899	1/25/1978	01, 02	135	31,297,702
NORTH COAST LIFE INS CO	2/5/1965	4/26/1966	01, 02	885,690	29,147,728
NORTHWESTERN LONG TERM CARE INS CO	9/18/1953	9/20/1965	01, 02	955,181	33,761
NORTHWESTERN MUTUAL LIFE INS CO	3/2/1857	5/1/1896	01, 02, 21	55,841,236	5,917,193,471
NUWEG LIFE INS CO	12/8/1955	6/17/1974	01, 02, 21	0	0
NY LIFE INS CO OF ARIZONA	7/23/1987	3/15/1991	01, 02, 21	273,410	161,146,889
OCCIDENTAL LIFE INS CO OF NORTH CAROLINA	6/19/1906	7/27/1948	01, 02	40,926	13,518,201
OHIO NATIONAL LIFE ASSURANCE CORPORATION	6/19/1979	6/12/1980	01, 02, 21	4,671,915	882,478,401
OHIO NATIONAL LIFE INS CO (THE)	9/9/1909	5/11/1933	01, 02, 21	5,036,119	41,560,918
OHIO STATE LIFE INS CO	2/26/1906	5/7/1982	01, 02	42,546	9,292,319
OLD AMERICAN INS CO	12/11/1939	7/31/1969	01, 02	378,136	3,877,530
OLD RELIANCE INS CO	9/15/1960	6/23/1987	01, 02	1,783	47,314
OLD REPUBLIC LIFE INS CO	4/17/1923	1/8/1948	01, 02, 99	77,139	51,158,192
OLD STANDARD LIFE INS CO	11/7/1988	8/27/1990	01	0	N/A
OLD UNITED LIFE INS CO	11/15/1963	8/25/1995	01, 02	66	0
OLD WEST ANNUITY & LIFE INS CO	11/5/1964	6/29/1987	01	316,100	0
ONENATION INS CO	11/18/1974	9/2/1981	01, 02	0	0
OXFORD LIFE INS CO	7/27/1965	12/20/1985	01, 02	45,645	2,904,205
PACIFIC GUARDIAN LIFE INS CO, LIMITED	8/3/1961	4/1/1973	01, 02	20,642	548,032
PACIFIC LIFE & ANNUITY CO	9/20/1982	9/30/1990	01, 02, 21	63,182	4,831,746
PACIFIC LIFE INS CO	7/19/1936	8/3/1936	01, 02, 21	6,456,431	718,813,526
PACIFICARE LIFE AND HEALTH INS CO	3/1/1967	12/9/1991	01, 02	0	0
PAN-AMERICAN ASSURANCE CO	5/19/1981	10/17/2002	01, 21	39,767	1,766,437
PAN-AMERICAN LIFE INS CO	3/28/1911	10/1/1996	01, 02	52,520	490,653

Idaho Business
Life and Health Insurers - Active 12/31/05

COMPANY NAME	INCORPORATION DATE	LICENSED DATE	LINES OF BUSINESS	IDAHO PREMIUMS WRITTEN	IDAHO CLAIMS INCURRED
PARAGON LIFE INS CO	8/3/1981	8/11/1982	01, 02, 21	175,534	250,000
PARK AVENUE LIFE INS CO	11/19/1964	1/10/1991	01, 02	6,960	125,000
PARKER CENTENNIAL ASSURANCE CO	1/8/1973	9/9/1975	01, 02	0	0
PAUL REVERE LIFE INS CO (THE)	6/10/1930	9/4/1930	01, 02, 99	771,055	4,130,081
PAUL REVERE VARIABLE ANNUITY INS CO (THE)	8/6/1965	9/23/1968	01, 02	1,074	125,000
PENINSULAR LIFE INS CO	1/19/1910	9/20/1971	01, 02	0	0
PENN INS AND ANNUITY CO (THE)	7/3/1980	10/15/1981	01, 02, 21	38,456	5,251,020
PENN MUTUAL LIFE INS CO (THE)	2/24/1847	4/8/1902	01, 02, 21	1,173,939	254,141,316
PENN TREATY NETWORK AMERICA INS CO	2/26/1954	12/16/1968	01, 02	895,276	660,175
PENNSYLVANIA LIFE INS CO	1/12/1948	5/27/1954	01, 02	1,527,763	3,476,292
PEOPLES BENEFIT LIFE INS CO	8/6/1920	1/23/1957	01, 02, 21	3,012,940	20,058,952
PERICO LIFE INS CO	6/24/1975	12/30/1977	01, 02, 99	1,762	0
PHARMACISTS LIFE INS CO (THE)	5/21/1979	12/17/2001	01, 02	667	370,000
PHILADELPHIA AMERICAN LIFE INS CO	1/6/1978	3/1/1978	01, 02	539	0
PHL VARIABLE INS CO	7/15/1981	6/7/1983	01, 02, 21	2,434,682	234,498,945
PHOENIX LIFE AND ANNUITY CO	11/2/1981	8/6/1982	01, 02, 21	161,848	154,329,185
PHOENIX LIFE INS CO	5/1/1851	4/22/1927	01, 02, 21	1,634,836	283,703,665
PHOENIX NATIONAL INS CO	10/18/1948	10/16/1991	01, 02	8,931	942,354
PHYSICIANS LIFE INS CO	1/15/1970	11/30/1970	01, 02	784,601	12,039,473
PHYSICIANS MUTUAL INS CO	3/15/1902	8/2/1965	02	1,542,812	900,272
PIONEER AMERICAN INS CO	4/15/1946	12/18/1958	01, 02	15,491	1,291,072
PIONEER MUTUAL LIFE INS CO, A STOCK SUBSIDIARY OF AMERICAN UNITED MUTUAL INS HOLDING CO	11/3/1947	1/20/1948	01, 02	311,986	45,355,857
PIONEER SECURITY LIFE INS CO	1/12/1955	4/14/1982	01, 02	52,264	2,143,358
PRESIDENTIAL LIFE INS CO	5/17/1965	7/28/1981	01, 21	114,650	17,734,186
PRIMARY HEALTH NETWORK, INC.	4/20/1993	8/22/1995	23	25,752,089	20,521,669
PRIMERICA LIFE INS CO	9/19/1927	2/12/1952	01, 02, 99	3,771,387	1,529,949,056
PRINCIPAL HEALTH INS CO	10/26/1967	10/2/1972	01, 02	0	0
PRINCIPAL LIFE INS CO	6/30/1879	8/13/1901	01, 02, 21	30,438,527	1,848,042,924
PROFESSIONAL INS CO	11/12/1936	8/31/1995	01, 02	40,931	6,279
PROTECTIVE LIFE INS CO	7/24/1907	1/27/1971	01, 02, 21	7,848,911	430,847,878
PROVIDENT AMERICAN LIFE & HEALTH INS CO	4/6/1949	8/19/1987	01, 02	23,937	5,298
PROVIDENT LIFE AND ACCIDENT INS CO	1/18/1887	1/1/1928	01, 02	1,606,222	37,251,309
PROVIDENT LIFE AND CASUALTY INS CO	10/17/1951	11/26/1985	01, 02	3,278	291,663
PRUCO LIFE INS CO	12/23/1971	5/17/1976	01, 02, 21	11,395,149	686,438,735
PRUDENTIAL INS CO OF AMERICA (THE)	4/3/1873	1/1/1902	01, 02, 21	35,826,105	5,213,100,596
PRUDENTIAL RETIREMENT INS AND ANNUITY CO	1/14/1981	12/16/1987	01, 02, 21	0	0
PYRAMID LIFE INS CO (THE)	5/26/1913	11/5/1959	01, 02	35,476	122,089
REASSURE AMERICA LIFE INS CO	9/1/1885	3/28/1961	01, 02	2,103,068	316,264,197

Idaho Business
Life and Health Insurers - Active 12/31/05

COMPANY NAME	INCORPORATION DATE	LICENSED DATE	LINES OF BUSINESS	IDAHO PREMIUMS WRITTEN	IDAHO CLAIMS INCURRED
REGENCE BLUESHIELD OF IDAHO, INC.	2/23/1946	2/23/1946	23	350,425,819	258,776,968
REGENCE LIFE AND HEALTH INS CO	3/9/1964	12/17/1987	01, 02	4,498,683	975,288,811
RELIABLE LIFE INS CO (THE)	12/29/1911	12/4/1970	01, 02	1,247	136,480
RELIAANCE LIFE INS CO	7/2/1969	10/27/1980	01, 02, 99	0	0
RELIAANCE STANDARD LIFE INS CO	4/2/1907	7/20/1966	01, 02	2,363,460	74,213,337
RELIASTAR LIFE INS CO	9/15/1885	4/30/1901	01, 02, 21	11,896,733	1,318,650,877
RELIASTAR LIFE INS CO OF NEW YORK	6/11/1917	5/6/1949	01, 02, 21	51,993	43,501,790
RENAISSANCE LIFE & HEALTH INS CO	5/20/1982	4/18/1983	01, 02	0	0
RENAISSANCE LIFE & HEALTH INS CO OF AMERICA	4/21/1953	8/25/1953	01, 02, 99	47	1,139
REPUBLIC AMERICAN LIFE INS CO	11/24/1965	11/27/1973	01, 02	0	0
RESERVE NATIONAL INS CO	9/19/1956	9/25/1978	01, 02	37,143	14,920
RESOURCE LIFE INS CO	10/14/1963	1/14/1971	01, 02	73,086	3,084,699
REVIOS REINS CANADA LTD.	9/6/1956	6/5/1984	01, 02	0	0
REVIOS REINS U.S. INC.	4/7/1977	8/30/1985	01, 02	0	0
RGA REINS CO	8/31/1981	8/11/1982	01, 02	0	0
S.USA LIFE INS CO, INC.	3/8/1995	3/20/1997	01	16,062	539,150
SAGE LIFE ASSURANCE OF AMERICA, INC.	4/7/1981	2/13/1987	01, 02, 21	0	0
SCOR LIFE INS CO	1/8/1965	5/16/1968	01, 02	717	(17,596)
SCOR LIFE U.S. RE INS CO	3/8/1945	8/16/1962	01, 02, 99	0	0
SCOTTISH RE LIFE CORPORATION	8/9/1979	11/5/1982	01, 02	0	0
SEARS LIFE INS CO	5/4/1956	9/5/1961	01, 02	248,834	8,885,968
SECURIAN LIFE INS CO	12/11/1981	10/20/1982	01, 02	19,406	16,038
SECURITY BENEFIT LIFE INS CO	2/22/1892	1/2/1950	01, 02, 21	7,548,260	19,193,747
SECURITY FINANCIAL LIFE INS CO.	10/3/1895	9/15/1949	01, 02	373,977	29,192,707
SECURITY LIFE INS CO OF AMERICA	5/17/1956	10/10/1967	01, 02	621,037	527,694
SECURITY LIFE OF DENVER INS CO	11/19/1949	2/11/1960	01, 02, 21	8,654,001	423,838,767
SECURITY MUTUAL LIFE INS CO OF NEW YORK	11/6/1886	10/19/1983	01, 02	57,002	5,123,410
SECURITY NATIONAL LIFE INS CO	1/31/1967	12/4/1970	01, 02	87,206	9,377,952
SENTINEL SECURITY LIFE INS CO	3/18/1948	5/31/1960	01, 02	329,890	5,851,812
SENTRY LIFE INS CO	10/23/1958	12/14/1960	01, 02	611,108	12,994,775
SERVUS LIFE INS CO	5/1/1957	9/24/1977	01, 02	0	0
SIERRA HEALTH AND LIFE INS CO, INC.	8/16/1906	9/18/1942	01, 02	0	0
SOUTHWESTERN LIFE INS CO	2/1/1980	3/31/1981	01, 02, 99	136,480	15,102,231
STANDARD INS CO	2/24/1906	9/27/1920	01, 02, 21	49,227,806	9,480,121,300
STANDARD LIFE AND ACCIDENT INS CO	2/26/1976	1/26/1979	01, 02	1,728,869	2,087,793
STANDARD LIFE INS CO OF INDIANA	7/3/1934	12/6/1961	01, 02	115,709	281,172
STANDARD SECURITY LIFE INS CO OF NEW YORK	6/28/1957	6/15/1960	01, 02	(399,932)	550,781
STATE FARM ANNUITY AND LIFE INS CO	2/25/1982	7/26/1982	01	0	0
STATE FARM LIFE INS CO	1/16/1929	10/2/1952	01, 21	15,698,134	2,376,126,695

Idaho Business
Life and Health Insurers - Active 12/31/05

COMPANY NAME	INCORPORATION DATE	LICENSED DATE	LINES OF BUSINESS	IDAHO PREMIUMS WRITTEN	IDAHO CLAIMS INCURRED
STATE LIFE INS CO (THE)	9/5/1895	2/1/1982	01, 02	423,288	21,466,299
STATE MUTUAL INS CO	2/14/1894	5/20/1993	01, 02	409,836	11,828,653
STATES GENERAL LIFE INS CO	2/3/1955	8/14/1981	01, 02	0	N/A
STERLING INVESTORS LIFE INS CO	6/14/1978	11/30/1982	01, 02	1,733	427,893
STERLING LIFE INS CO	1/7/1958	1/5/1978	01, 02, 99	13,631,228	9,385,163
STONEBRIDGE LIFE INS CO	11/19/1900	12/5/1967	01, 02	3,215,415	44,672,616
SUN LIFE ASSURANCE CO OF CANADA	3/18/1865	7/23/1926	01, 02, 21	2,013,895	963,037,233
SUN LIFE ASSURANCE CO OF CANADA (U.S.)	1/12/1970	4/17/1973	01, 02, 21	9,075,962	33,970,947
SUNAMERICA LIFE INS CO	1/9/1897	7/24/1970	01, 02	125,614	11,934,063
SUNSET LIFE INS CO OF AMERICA	5/12/1937	12/27/1938	01, 02	693,964	42,266,245
SURETY LIFE INS CO	3/14/1936	7/6/1945	01, 02	419,420	52,504,332
SWISS RE LIFE & HEALTH AMERICA INC.	6/29/1967	9/20/1983	01, 02	0	0
SYMETRA LIFE INS CO	1/23/1957	6/21/1957	01, 02, 21	7,049,628	779,215,782
SYMETRA NATIONAL LIFE INS CO	9/5/1979	7/28/1980	01, 02	8,194	765,732
TEACHERS INS AND ANNUITY ASSOCIATION OF AMERICA	3/4/1918	9/1/1972	01, 02, 21	23,825,967	88,280,623
TEMPLETON FUNDS ANNUITY CO	1/25/1984	3/22/1991	01, 21	0	0
TEXAS LIFE INS CO	1/9/1901	1/8/1991	01	321,084	36,348,588
THRIVENT LIFE INS CO	4/20/1982	8/24/1983	01, 02, 21	561,111	5,319,667
TIAA-CREF LIFE INS CO	11/20/1996	12/28/1999	01, 02, 21	301,787	55,101,449
TIME INS CO	2/11/1910	10/1/1956	01, 02	11,870,886	15,737,889
TOWN & COUNTRY LIFE INS CO	4/13/1955	9/26/1984	01, 02	0	0
TRANS WORLD ASSURANCE CO	10/19/1962	12/19/1977	01	85,661	15,684,192
TRANSAMERICA FINANCIAL LIFE INS CO	10/3/1947	10/3/1995	01, 02, 21	22,228	766,500
TRANSAMERICA LIFE INS CO	4/19/1961	5/11/1971	01, 02, 21	26,965,131	26,845,624
TRANSAMERICA OCCIDENTAL LIFE INS CO	6/3/1906	8/21/1916	01, 02, 21	4,402,294	1,027,668,923
TRAVELERS INS CO (THE)	7/17/1863	6/25/1893	01, 02, 06, 21, 99	1,099,373	68,533,244
TRAVELERS LIFE AND ANNUITY CO (THE)	12/5/1973	10/25/1984	01, 02, 21	10,660,837	129,229,105
TRUSTMARK INS CO	1/18/1913	5/7/1924	01, 02	234,184	39,623,519
TRUSTMARK LIFE INS CO	1/25/1925	8/1/1951	01, 02	4,497,793	19,922,438
U.S. FINANCIAL LIFE INS CO	9/30/1974	10/22/2002	01	872,546	142,509,206
UBS LIFE INS CO USA	8/14/1956	11/18/1959	01, 02, 21	0	0
ULLICO LIFE INS CO	10/25/1947	1/7/1981	01, 02	9,973	984,000
UNICARE LIFE AND HEALTH INS CO	6/11/1971	7/21/1981	01, 02	811,705	4,858,541
UNIFIED LIFE INS CO	5/15/2001	12/21/2001	01, 02	412,910	348,137
UNIMERICA INS CO	12/1/1980	10/21/2002	01, 02	0	0
UNION BANKERS INS CO	2/2/1953	8/5/1955	01, 02, 99	74,493	282,321
UNION CENTRAL LIFE INS CO (THE)	1/30/1867	5/1/1899	01, 02, 21	7,193,459	271,534,817
UNION FIDELITY LIFE INS CO	9/2/1925	12/20/1948	01, 02, 99	795,760	6,442,994
UNION LABOR LIFE INS CO (THE)	10/26/1925	6/11/1973	01, 02, 21	177,628	37,855,977

Idaho Business
Life and Health Insurers - Active 12/31/05

COMPANY NAME	INCORPORATION DATE	LICENSED DATE	LINES OF BUSINESS	IDAHO PREMIUMS WRITTEN	IDAHO CLAIMS INCURRED
UNION SECURITY INS CO	3/26/1910	1/1/1963	01, 02, 21	2,576,009	159,689,180
UNION SECURITY LIFE INS CO	5/2/1955	12/30/1983	01, 02, 99	1,552,023	104,294,763
UNITED AMERICAN INS CO	8/14/1981	2/26/1982	01, 02, 99	2,224,078	4,296,374
UNITED BENEFIT LIFE INS CO	6/26/1957	6/14/1984	01, 02	0	0
UNITED CONCORDIA INS CO	10/20/1975	12/6/1991	01, 02	26,166	17,093
UNITED FAMILY LIFE INS CO	5/30/1980	6/30/1981	01, 02	(239)	359,026
UNITED FIDELITY LIFE INS CO	9/1/1977	8/31/1978	01, 02, 99	54,404	4,679,329
UNITED HEALTHCARE INS CO	3/24/1972	11/30/1972	01, 02	28,859,159	24,306,949
UNITED HERITAGE LIFE INS CO	12/30/1948	12/30/1948	01, 02	9,967,896	877,195,650
UNITED HOME LIFE INS CO	11/23/1948	11/15/1956	01, 02	6,633	1,059,847
UNITED INS CO OF AMERICA	10/15/1927	10/27/1950	01, 02	1,803	285,347
UNITED INVESTORS LIFE INS CO	8/17/1981	3/31/1982	01, 21	1,684,803	272,740,354
UNITED LIFE INS CO	5/3/1962	8/4/1987	01, 02	361,816	27,609,550
UNITED NATIONAL LIFE INS CO OF AMERICA	12/14/1960	11/25/1992	01, 02	1,084	10,000
UNITED OF OMAHA LIFE INS CO	8/9/1926	3/4/1927	01, 02, 21	3,728,229	363,706,190
UNITED STATES LIFE INS CO IN THE CITY OF NEW YORK	2/1/1850	11/17/1961	01, 02	1,148,341	52,846,836
UNITED TEACHER ASSOCIATES INS CO	12/15/1958	11/22/1991	01, 02	312,937	529,236
UNITED WORLD LIFE INS CO	1/28/1970	8/10/1970	01, 02	9,399	946,558
UNITY FINANCIAL LIFE INS CO	5/6/1964	7/24/1996	01, 02	826	25,522
UNITY MUTUAL LIFE INS CO	1/1/1903	11/5/1987	01, 02	1,862	102,981
UNIVERSAL GUARANTY LIFE INS CO	11/15/1966	6/16/1993	01, 02	4,422	549,430
UNIVERSAL UNDERWRITERS LIFE INS CO	12/21/1964	10/10/1967	01, 02, 99	371,209	26,879,321
UNIVERSE LIFE INS CO (THE)	3/24/1947	4/1/1974	01, 02	0	N/A
UNUM LIFE INS CO OF AMERICA	8/24/1966	6/18/1970	01, 02, 21	5,692,824	466,622,669
US HEALTH AND LIFE INS CO	1/11/1982	5/16/1988	01, 02	0	0
USAA LIFE INS CO	6/24/1963	9/14/1966	01, 02, 21	3,453,694	826,134,012
USABLE LIFE	4/20/1978	11/8/1996	01, 02	0	0
VALLEY FORGE LIFE INS CO	8/9/1956	12/10/1958	01, 02, 21	2,656,335	1,250,566
VANTISLIFE INS CO	8/23/1963	7/12/2005	01, 02	0	0
VARIABLE ANNUITY LIFE INS CO (THE)	8/21/1968	12/19/1969	01, 21	16,639,039	0
VETERANS LIFE INS CO	1/14/1965	2/25/1974	01, 02	335,467	8,616,609
VISTA LIFE INS CO	3/29/1974	8/23/1983	01, 02, 99	0	0
WASHINGTON NATIONAL INS CO	5/26/1923	11/20/1923	01, 02, 21	1,357,727	19,277,059
WELLINGTON LIFE INS CO	7/23/1975	10/29/1984	01, 02	0	0
WELLMARK COMMUNITY INS. INC.	8/25/1985	10/30/1990	01, 02	0	0
WEST COAST LIFE INS CO	2/8/1915	1/1/1916	01, 02	1,808,026	888,318,673
WESTERN AND SOUTHERN LIFE INS CO (THE)	2/23/1888	8/16/1957	01, 02	18,639	2,045,702
WESTERN MUTUAL INS CO	7/1/1987	12/17/1996	01, 02	1,932,558	1,604,432
WESTERN RESERVE LIFE ASSURANCE CO. OF OHIO	5/14/1979	12/31/1980	01, 02, 21	7,167,075	508,185,312

Idaho Business
Life and Health Insurers - Active 12/31/05

COMPANY NAME	INCORPORATION DATE	LICENSED DATE	LINES OF BUSINESS	IDAHO PREMIUMS WRITTEN	IDAHO CLAIMS INCURRED
WESTERN UNITED LIFE ASSURANCE CO	6/3/1963	10/23/1981	01, 02, 99	6,415,610	36,471,591
WESTERN-SOUTHERN LIFE ASSURANCE CO	12/1/1980	1/6/1982	01, 02, 21	144,645	35,275,454
WESTWARD LIFE INS CO	9/25/1965	10/18/1994	01, 02	(1,142)	50,466
WILLIAM PENN LIFE INS CO OF NEW YORK	9/12/1962	8/2/2002	01	15,741	4,371,398
WILTON REASSURANCE CO	12/4/1900	7/28/1987	01, 02	0	0
WORLD INS CO	10/1/1903	5/24/1947	01, 02	76,220	99,500
XL LIFE INS AND ANNUITY CO	2/21/1978	9/19/1979	01, 02	0	0

Idaho Business
Property and Casualty Insurers - Active 12/31/05

COMPANY NAME	INCORPORATION DATE	LICENSED DATE	LINES OF BUSINESS	IDAHO PREMIUMS WRITTEN	LOSSES INCURRED
21ST CENTURY INS CO	11/1/1967	3/16/2001	03, 04, 05	0	0
ACA FINANCIAL GUARANTY CORP	6/25/1986	3/16/1988	07	0	0
ACA INS CO	10/10/1997	5/20/2004	03, 04, 05	419,699	49,067
ACCEPTANCE CASUALTY INS CO	1/19/1920	7/10/1951	03, 04, 05, 07	(2,350)	1,879
ACCIDENT FUND INS CO OF AMERICA	11/10/1994	10/1/2002	06	42,036	31,810
ACCREDITED SURETY AND CASUALTY CO, INC.	7/7/1971	7/16/1997	05, 07	71,745	2,781
ACE AMERICAN INS CO	11/1/1945	4/25/1968	02, 03, 04, 06, 07	5,301,673	2,914,643
ACE AMERICAN REINS CO	2/25/1971	4/14/1972	02, 03, 04, 05, 07	0	0
ACE FIRE UNDERWRITERS INS CO	12/24/1941	8/29/1968	02, 03, 04, 06, 07	104,248	207,807
ACE INDEMNITY INS CO	3/20/1967	4/1/1973	03, 04, 06, 07	0	382,099
ACE PROPERTY AND CASUALTY INS CO	6/5/1819	12/18/1884	02, 03, 04, 06, 07	14,342,391	7,143,164
ACIG INS CO	1/25/1985	10/23/1995	03, 04, 06, 07	(462)	(774)
ACSTAR INS CO	11/23/1970	7/2/1973	02, 03, 04, 05, 07	28,728	(42,369)
ACUITY, A MUTUAL INS CO	8/1/1925	5/27/1981	03, 04, 05, 07	0	0
ADMIRAL INDEMNITY CO	4/6/1992	5/24/2001	03, 04, 05, 07	0	0
ADVANTA INS CO	6/19/1986	12/9/1997	03, 04, 05, 07	0	0
ADVANTAGE WORKERS COMPENSATION INS CO	9/4/1981	12/4/1984	06, 07	14,989,809	6,685,617
AEGIS SECURITY INS CO	5/25/1977	3/3/1986	02, 03, 04, 05, 07	31,566	0
AETNA INS CO OF CONNECTICUT	1/3/1990	2/11/1991	05	21,958	15,904
AFFILIATED FM INS CO	5/6/1949	6/2/1965	03, 04, 05, 07	2,034,963	390,583
AFFIRMATIVE INS CO	6/10/1983	5/28/1991	03, 04, 05, 07	0	0
AGRI GENERAL INS CO	6/7/1983	10/25/1990	03, 04, 05	2,094,748	1,365,410
AIG CENTENNIAL INS CO	7/7/1977	11/17/1981	02, 03, 04, 05	67,336	78,915
AIG INDEMNITY INS CO	11/10/1980	1/1/1981	02, 03, 04, 05, 07	86,453	60,203
AIG NATIONAL INS CO, INC.	12/12/1994	9/21/1995	03, 04, 05, 07	6,366,057	4,030,030
AIG PREMIER INS CO	2/6/1866	7/3/1919	02, 03, 04, 05, 07	65,352	38,226
AIU INS CO	4/17/1851	4/1/1962	03, 04, 06, 07	216	(23,639)
ALASKA NATIONAL INS CO	4/30/1979	3/22/1991	03, 04, 06, 07	1,320,029	2,042,466
ALEA NORTH AMERICA INS CO	6/30/1932	8/27/1984	02, 03, 04, 06, 07	887,507	380,068
ALL NATION INS CO	1/31/1961	12/30/1977	03, 04, 05, 99	0	0
ALLEGHENY CASUALTY CO	4/15/1936	12/19/1995	07	11,858	0
ALLIANCE ASSURANCE CO OF AMERICA	7/26/1991	6/7/1996	03, 04, 05, 07	0	0
ALLIANCE INS CO, INC.	12/21/1959	3/27/1975	03, 04, 05, 07	359,173	82,066
ALLIANZ GLOBAL RISKS US INS CO	9/16/1977	12/31/1977	03, 04, 06, 07, 99	2,897,629	811,937
ALLIED PROPERTY AND CASUALTY INS CO	4/29/1983	11/3/1989	03, 04, 05, 07	10,879,042	4,646,894
ALLMERICA FINANCIAL ALLIANCE INS CO	4/26/1995	10/13/1995	03, 04, 05, 07	0	0
ALLMERICA FINANCIAL BENEFIT INS CO	6/19/1976	6/4/1984	03, 04, 05, 07, 99	0	0
ALLSTATE FIRE AND CASUALTY INS CO	9/6/1972	5/27/1981	03, 04, 05, 07	1,000,046	576,045
ALLSTATE INDEMNITY CO	7/7/1960	11/2/1961	03, 04, 06, 07, 99	27,340,954	12,520,132

**Idaho Business
Property and Casualty Insurers - Active 12/31/05**

COMPANY NAME	INCORPORATION DATE	LICENSED DATE	LINES OF BUSINESS	IDAHO PREMIUMS WRITTEN	LOSSES INCURRED
ALLSTATE INS CO	2/9/1931	5/9/1947	02, 03, 04, 06, 07, 99	55,704,083	23,521,914
ALLSTATE PROPERTY AND CASUALTY INS CO	2/14/1985	6/15/2001	03, 04, 05, 07	19,808,102	10,968,351
ALPHA PROPERTY & CASUALTY INS CO	12/19/1979	10/23/1995	02, 03, 04, 05	404,222	192,927
AMBAC ASSURANCE CORP	2/25/1970	2/19/1971	07	628,012	0
AMCO INS CO	12/31/1958	7/7/1965	03, 04, 06, 07	8,072,622	3,277,005
AMERICAN AGRI-BUSINESS INS CO	5/21/1948	12/5/2000	03, 05	9,617,716	5,902,109
AMERICAN ALTERNATIVE INS CORP	6/14/1995	7/31/1998	02, 03, 04, 06, 07	2,061,759	852,369
AMERICAN AUTOMOBILE INS CO	12/14/1911	10/24/1924	02, 03, 04, 06, 07	246,997	99,485
AMERICAN BANKERS INS CO OF FLORIDA	10/29/1947	11/21/1950	02, 03, 04, 05, 07, 99	2,350,074	315,183
AMERICAN CASUALTY CO OF READING, PENNSYLVANIA	7/31/1902	10/20/1939	02, 03, 04, 06, 07	2,701,538	630,304
AMERICAN CENTENNIAL INS CO	3/25/1970	7/9/1975	02, 03, 04, 06, 07, 99	0	0
AMERICAN CENTRAL INS CO	4/27/1979	11/30/1982	03, 04, 05	0	(417)
AMERICAN COMMERCE INS CO	9/18/1946	6/19/1957	02, 03, 04, 05	3,282,603	1,732,741
AMERICAN CONCEPT INS CO	8/1/1974	8/24/1981	03, 04, 05	2,784	(157,805)
AMERICAN CONTRACTORS INDEMNITY CO	9/25/1990	2/23/1999	07	193,965	38,107
AMERICAN ECONOMY INS CO	9/23/1959	10/20/1965	02, 03, 04, 06, 07	4,881,991	2,478,292
AMERICAN EMPIRE INS CO	11/26/1979	8/26/1981	03, 04, 05, 07	0	0
AMERICAN EMPLOYERS' INS CO	2/10/1923	9/9/1926	02, 03, 04, 06, 07	502	(5,223)
AMERICAN EQUITY SPECIALTY INS CO	1/29/1997	7/21/1999	03, 04, 05	0	(27)
AMERICAN FAMILY HOME INS CO	1/28/1965	9/6/1983	03, 04, 05	304,690	7,290
AMERICAN FAMILY MUTUAL INS CO	5/18/1927	4/5/2001	02, 03, 04, 06, 07	18,120,574	9,914,445
AMERICAN FIRE AND CASUALTY CO	1/1/1906	5/27/1981	03, 04, 06, 07	879,776	1,205,830
AMERICAN FUJI FIRE AND MARINE INS CO	10/6/1981	1/29/1992	02, 03, 04, 05, 07	0	0
AMERICAN GENERAL INDEMNITY CO	7/28/1986	9/11/1995	02, 03, 04, 05	126,864	46,824
AMERICAN GENERAL PROPERTY INS CO	9/25/1974	1/1/1975	03, 04, 05, 07	0	0
AMERICAN GUARANTEE AND LIABILITY INS CO	7/17/1939	12/12/1939	03, 04, 06, 07	2,867,972	1,651,688
AMERICAN HALLMARK INS CO OF TEXAS	2/17/1982	6/20/2005	03, 04, 05, 07	4,849,103	520,861
AMERICAN HARDWARE MUTUAL INS CO	5/25/1899	9/23/1927	02, 03, 04, 06, 07, 99	3,301,491	974,969
AMERICAN HEALTHCARE INDEMNITY CO	10/3/1980	11/1/1989	03, 05, 07	0	0
AMERICAN HOME ASSURANCE CO	2/7/1899	4/1/1962	02, 03, 04, 06, 07	6,369,047	3,561,557
AMERICAN INS CO (THE)	2/20/1846	4/30/1901	02, 03, 04, 06, 07	1,448,736	1,391,123
AMERICAN INTERNATIONAL INS CO	9/30/1985	9/30/1985	03, 04, 05, 07	2,258,944	757,064
AMERICAN INTERNATIONAL SOUTH INS CO	11/26/1946	1/23/1992	03, 04, 06	419,641	209,919
AMERICAN INTERSTATE INS CO	12/21/1973	1/6/1997	03, 04, 06, 07	(200)	(50,119)
AMERICAN LIVE STOCK INS CO	11/26/1952	8/10/1954	04, 05	60,891	22,456
AMERICAN MANUFACTURERS MUTUAL INS CO	3/29/1837	6/1/1974	02, 03, 04, 06, 07	(8,447)	127,460
AMERICAN MERCHANTS CASUALTY CO	6/6/1986	12/14/1987	03, 04, 05, 07	0	11,073
AMERICAN MERCURY INS CO	11/30/1962	10/11/1977	03, 04, 05, 07	819,777	255,802
AMERICAN MODERN HOME INS CO	1/25/1965	1/27/1975	02, 03, 04, 05, 07	744,218	5,561

**Idaho Business
Property and Casualty Insurers - Active 12/31/05**

NAIC Data Current as of July 1, 2006

COMPANY NAME	INCORPORATION DATE	LICENSED DATE	LINES OF BUSINESS	IDAHO PREMIUMS WRITTEN	LOSSES INCURRED
AMERICAN MOTORISTS INS CO	1/29/1926	10/15/1957	02, 03, 04, 06, 07	29,419	223,059
AMERICAN MUTUAL SHARE INS CORP	5/7/1974	3/1/1984	99	0	(10,000)
AMERICAN NATIONAL GENERAL INS CO	12/30/1980	6/25/1984	02, 03, 04, 05	69,997	42,618
AMERICAN NATIONAL PROPERTY AND CASUALTY CO	10/3/1973	11/7/1979	02, 03, 04, 06	2,241,820	698,429
AMERICAN PREMIER INS CO	11/30/1989	7/24/1991	05	0	0
AMERICAN RE-INS CO	4/2/1917	1/1/1978	02, 03, 04, 06, 07	0	0
AMERICAN RELIABLE INS CO	8/4/1952	8/18/1958	02, 03, 04, 05, 07	616,298	123,465
AMERICAN ROAD INS CO (THE)	12/28/1959	10/11/1962	03, 04, 05, 07, 99	413,203	63,848
AMERICAN SAFETY CASUALTY INS CO	6/8/1981	7/13/1982	03, 04, 06, 07	43,652	18,231
AMERICAN SECURITY INS CO	9/16/1983	12/30/1983	02, 03, 04, 05	2,096,416	153,268
AMERICAN SENTINEL INS CO	5/16/1956	2/23/2004	02, 03, 04, 05	9,093	1,336
AMERICAN SERVICE INS CO, INC.	3/11/1983	11/18/2004	03, 04, 05	0	0
AMERICAN SOUTHERN HOME INS CO	7/29/1982	9/16/2005	03, 04, 05, 07	0	0
AMERICAN STANDARD INS CO OF WISCONSIN	4/5/1961	4/5/2001	03, 05	245,419	141,584
AMERICAN STATES INS CO	7/15/1929	11/26/1965	02, 03, 04, 06, 07	12,610,106	1,512,574
AMERICAN STATES PREFERRED INS CO	8/9/1979	8/18/1981	03, 04, 05	2,769,158	1,051,395
AMERICAN SUMMIT INS CO	12/1/1955	5/19/1966	03, 05, 07	71,383	24,383
AMERICAN SURETY CO	3/9/1964	3/18/1997	07	9,595	0
AMERICAN WEST INS CO	12/27/1990	6/29/1995	03, 04, 05, 07	0	0
AMERICAN ZURICH INS CO	8/19/1981	10/26/1982	03, 04, 05, 07	10,005,195	171,422
AMERIN GUARANTY CORP	6/18/1974	11/23/1981	09	0	0
AMERISURE MUTUAL INS CO	9/12/1912	9/1/1950	03, 04, 06, 07	43,895	9,623
AMEX ASSURANCE CO	1/30/1973	9/26/1980	02, 03, 04, 06, 07, 99	1,366,154	572,556
AMGUARD INS CO	6/10/1982	1/1/2004	06	0	0
AMICA MUTUAL INS CO	3/1/1907	1/1/1973	03, 04, 05	1,880,866	874,913
ANTHEM INS COMPANIES, INC.	5/22/1944	9/25/1992	02, 03, 04, 05	0	0
ARCH INS CO	12/15/1971	4/15/1988	02, 03, 04, 06, 07	3,876,645	1,271,451
ARCH REINS CO	7/20/1995	1/1/2004	02, 03, 04, 06, 07	0	0
ARGONAUT INS CO	5/21/1957	10/17/1957	02, 03, 04, 06, 07	1,874,373	400,704
ARGONAUT-MIDWEST INS CO	3/19/1962	11/17/1980	03, 04, 06, 07	94,285	21,513
ARMED FORCES INS EXCHANGE	12/1/1981	9/9/1986	03, 04, 05	185,369	47,387
ASSOCIATED INDEMNITY CORP	12/21/1922	1/2/1930	02, 03, 04, 06, 07	1,503,163	4,228,195
ASSOCIATED LOGGERS EXCHANGE ASSURANCE CO OF AMERICA	7/24/1979	7/24/1979	10	5,552,306	3,544,674
ASSURED GUARANTY CORP.	10/22/1897	5/20/1970	03, 04, 06, 07	3,332,805	(611,817)
ATHENA ASSURANCE CO	10/25/1985	11/5/2001	05, 07	0	0
ATLANTA CASUALTY CO	12/10/1982	9/6/1983	03, 04, 06, 07	73	50,811
ATLANTA INTERNATIONAL INS CO	6/13/1972	5/31/1991	05	0	0
ATLANTA SPECIALTY INS CO	12/18/1928	8/24/1950	03, 04, 06, 07	0	0
	2/6/1974	9/29/1980	02, 03, 05	0	0

**Idaho Business
Property and Casualty Insurers - Active 12/31/05**

COMPANY NAME	INCORPORATION DATE	LICENSED DATE	LINES OF BUSINESS	IDAHO PREMIUMS WRITTEN	LOSSES INCURRED
ATLANTIC INS CO	5/21/1929	12/10/1959	03, 04, 05, 07	0	(589)
ATLANTIC MUTUAL INS CO	4/11/1842	11/17/1948	03, 04, 06, 07	(78,171)	(779,983)
ATLANTIC SPECIALTY INS CO	6/27/1986	3/1/2005	02, 03, 04, 06, 07	483,862	125,062
ATRADIUS TRADE CREDIT INS, INC.	1/14/1993	10/5/1998	05	0	0
AUSTIN MUTUAL INS CO	6/11/1896	10/15/1999	03, 04, 05	293,255	0
AUTOMOBILE INS CO OF HARTFORD, CONNECTICUT (THE)	8/9/1968	4/16/1970	02, 03, 04, 06, 07	2,030,242	954,929
AUTO-OWNERS INS CO	7/1/1916	12/1/2005	02, 03, 04, 06, 07	0	0
AVEMCO INS CO	3/14/1960	4/24/1964	02, 03, 04, 05, 07	407,487	69,213
AVOMARK INS CO	10/23/1996	7/25/2000	03, 04, 06, 07	0	0
AXA ART INS CORP	9/17/1986	3/20/1991	03, 04, 05	95,139	(1,054)
AXA CORPORATE SOLUTIONS REINS CO	1/9/1978	10/5/1987	02, 03, 04, 05, 07	0	0
AXA INS CO	11/23/1990	1/1/1991	03, 04, 06, 07	0	(331,751)
AXA RE AMERICA INS CO	8/15/1919	6/4/1981	02, 03, 04, 05	0	0
AXA RE PROPERTY AND CASUALTY INS CO	7/26/1971	10/27/1978	02, 03, 04, 05	(17,079)	(460,092)
AXIS INS CO	9/25/1979	1/11/1982	02, 03, 04, 06, 07	0	(129)
AXIS REINS CO	7/25/1991	11/5/1992	03, 04, 05, 07	647,549	178,191
BALBOA INS CO	2/16/1948	8/25/1955	02, 03, 04, 05, 07, 99	2,026,059	500,706
BANCINSURE, INC.	3/7/1985	10/26/1995	03, 04, 06, 07	32,952	19,651
BANKERS INS CO	5/11/1976	9/8/1995	03, 04, 05, 07	30,012	10
BANKERS MULTIPLE LINE INS CO	7/18/1883	1/1/1909	02, 03, 04, 05, 07	0	0
BANKERS STANDARD FIRE AND MARINE CO	10/29/1943	6/7/1944	03, 04, 06	0	(2)
BANKERS STANDARD INS CO	5/19/1962	8/30/1972	02, 03, 04, 06, 07	0	57,121
BAR PLAN MUTUAL INS CO (THE)	11/21/1985	3/25/2004	07	0	0
BCS INS CO	12/5/1950	4/22/1970	02, 03, 04, 05, 07, 99	1,923,547	760,815
BEAZLEY INS CO, INC.	8/29/1978	10/28/1981	02, 03, 04, 05, 07, 99	(201)	(31,843)
BENCHMARK INS CO	6/30/1964	8/25/1966	02, 03, 04, 05, 07	99,988	23,563
BERKLEY INS CO	12/18/1975	7/13/1982	03, 04, 05, 07	0	0
BERKLEY REGIONAL INS CO	12/17/1985	4/29/1988	02, 03, 04, 06, 07	1,426	60
BIRMINGHAM FIRE INS CO OF PENNSYLVANIA	5/17/1871	8/21/1952	02, 03, 04, 06, 07	369,914	(179,710)
BITUMINOUS CASUALTY CORP	7/23/1928	9/24/1963	03, 04, 06, 07	493,052	179,464
BITUMINOUS FIRE & MARINE INS CO	10/1/1942	9/20/1963	03, 04, 06, 07	0	0
BOSTON OLD COLONY INS CO	6/2/1906	6/22/1928	02, 03, 04, 06, 07	0	0
BRISTOL WEST INS CO	2/9/1968	12/16/1968	02, 03, 04, 05, 07	0	0
BROTHERHOOD MUTUAL INS CO	9/20/1935	4/1/1999	02, 03, 04, 06, 07	318,771	81,174
CALIFORNIA CAPITAL INS CO	5/28/1898	6/26/1981	03, 04, 05	0	0
CALIFORNIA CASUALTY GENERAL INS CO OF OREGON	9/26/1977	7/18/1987	03, 04, 05, 07	0	0
CALIFORNIA CASUALTY INDEMNITY EXCHANGE	1/19/1914	1/2/1962	03, 04, 05	3,770,002	2,734,623
CALIFORNIA CASUALTY INS CO	10/20/1967	10/5/1987	03, 04, 05	1,545	690
CALIFORNIA INS CO	2/1/1965	6/16/1982	02, 03, 04, 06, 07	18,425,542	3,002,408

Idaho Business
Property and Casualty Insurers - Active 12/31/05

COMPANY NAME	INCORPORATION DATE	LICENSED DATE	LINES OF BUSINESS	IDAHO PREMIUMS WRITTEN	LOSSES INCURRED
CAMDEN FIRE INS ASSOCIATION (THE)	3/12/1841	4/1/1921	03, 04, 05	0	0
CAMICO MUTUAL INS CO	3/6/1986	12/1/1995	05	261,825	(105,721)
CANAL INS CO	2/27/1939	6/4/1958	03, 04, 05, 99	2,365,054	1,357,544
CAPITAL MARKETS ASSURANCE CORP	8/19/1938	1/1/1938	07	0	0
CAPITOL INDEMNITY CORP	3/12/1841	5/2/1973	02, 03, 04, 05, 07	730,096	640,397
CARDIF PROPERTY AND CASUALTY INS CO	3/14/1961	10/6/1972	02, 03, 04, 06, 07	0	0
CAROLINA CASUALTY INS CO	4/18/1951	5/4/1966	02, 03, 04, 05, 07	644,046	(59,579)
CASUALTY UNDERWRITERS INS CO	5/30/1986	12/30/1992	03, 05	1,384,693	653,917
CATERPILLAR INS CO	2/7/1963	11/21/2000	03, 04, 06, 07	1,887,009	590,795
CEM INS CO	12/15/1982	11/20/2003	03, 04, 05, 07	0	0
CENTENNIAL INS CO	9/5/1941	11/17/1948	03, 04, 06, 07	4,744	(329,443)
CENTRAL STATES INDEMNITY CO OF OMAHA	5/20/1977	10/28/1983	02, 03, 04, 05	647,413	61,813
CENTRE INS CO	10/31/1969	7/28/1981	02, 03, 04, 06, 07	(1,953)	(153,411)
CENTURION CASUALTY CO	2/9/1983	7/21/1989	02, 03, 04, 05, 07	(14,057)	3,127
CENTURY INDEMNITY CO	7/2/1963	8/25/1969	02, 03, 04, 06, 07	0	13,322
CENTURY REINS CO	10/11/1977	7/28/1978	03, 04, 05, 07	0	0
CENTURY-NATIONAL INS CO	6/23/1956	12/30/1980	03, 04, 05, 99	7,737	90
CHARTER OAK FIRE INS CO (THE)	4/29/1931	4/29/1936	02, 03, 04, 06, 07	2,977,874	1,188,583
CHEROKEE INS CO	7/26/1946	10/23/1973	03, 04, 05, 07	0	0
CHICAGO INS CO	7/2/1956	9/1/1964	03, 04, 05	575,344	(869,879)
CHUBB INDEMNITY INS CO	11/3/1922	1/23/1997	03, 04, 06, 07	2,377	603
CHUBB NATIONAL INS CO	1/27/1993	1/23/1997	02, 03, 04, 06, 07	0	0
CHURCH MUTUAL INS CO.	3/18/1997	5/13/1971	03, 04, 06, 07	1,315,649	577,661
CIFG ASSURANCE NORTH AMERICA, INC.	3/5/2003	6/30/2003	07	0	0
CIM INS CORP	9/9/1965	4/1/1966	03, 04, 05, 07	0	0
CINNATI CASUALTY CO	12/27/1972	1/1/1998	03, 04, 06, 07	0	0
CINNATI INDEMNITY CO (THE)	5/19/1988	1/1/1998	03, 04, 06, 07	0	0
CINNATI INS CO (THE)	8/2/1950	5/4/1984	03, 04, 06, 07	14,615,680	3,660,252
CIVIL SERVICE EMPLOYEES INS CO	11/25/1949	9/10/1957	03, 04, 05	241	0
CLAREMONT LIABILITY INS CO	11/19/1987	3/1/2000	02, 05	0	0
CLARENDON NATIONAL INS CO	7/21/1941	10/18/1952	02, 03, 04, 06, 07	8,611,289	1,602,018
CLEARWATER INS CO	5/15/1974	9/4/1991	03, 04, 05, 07	4,370	2,636
CLEARWATER SELECT INS CO	10/14/1993	7/16/1996	02, 03, 04, 06, 07	0	0
CLERMONT INS CO	1/1/1977	12/23/1998	03, 04, 05, 07	0	0
CMG MORTGAGE ASSURANCE CO	3/3/1969	7/28/2000	09	0	0
CMG MORTGAGE INS CO	12/30/1980	10/23/1981	09	437,559	26,150
COLOGNE REINS CO OF AMERICA	4/23/1975	10/23/1978	02, 03, 04, 05, 07	0	0
COLONIAL AMERICAN CASUALTY AND SURETY CO	5/24/1977	10/15/1996	03, 04, 05, 07	2,339	(920)
COLONIAL SURETY CO	3/19/1930	11/22/2002	05, 07	3,650	309

**Idaho Business
Property and Casualty Insurers - Active 12/31/05**

COMPANY NAME	INCORPORATION DATE	LICENSED DATE	LINES OF BUSINESS	IDAHO PREMIUMS WRITTEN	LOSSES INCURRED
COLONY SPECIALTY INS CO	12/20/1978	3/2/2000	03, 04, 05	0	0
COLORADO CASUALTY INS CO	4/24/1980	8/12/1994	03, 04, 05	0	(37,021)
COLUMBIA INS CO	1/28/1970	9/6/1973	03, 04, 05	0	(126)
COLUMBIA MUTUAL INS CO	6/3/1940	10/29/1991	03, 04, 05, 07	0	0
COMMERCE AND INDUSTRY INS CO	12/11/1957	7/19/1965	03, 04, 06, 07	964,305	652,154
COMMERCIAL CASUALTY INS CO	3/21/1986	1/1/1996	06	0	0
COMMERCIAL GUARANTY CASUALTY INS CO	12/18/1919	4/1/1962	02, 03, 04, 05, 07	0	(7,272)
COMMERCIAL INS CO OF NEWARK, NJ	4/2/1909	4/9/1927	02, 03, 04, 06, 07	0	0
COMMERCIAL LOAN INS CORP	11/30/1966	4/26/1968	09	31,146	0
COMMONWEALTH INS CO OF AMERICA	10/1/1994	9/24/2001	03, 04, 05	434,146	172,382
CONNIE LEE INS CO	1/11/1968	9/4/1969	07	0	0
CONSTITUTION INS CO	2/10/1992	12/16/1993	03, 04, 06, 07	0	(16,932)
CONTINENTAL CASUALTY CO	2/17/1948	6/30/1948	02, 03, 04, 06, 07, 99	33,666,509	25,968,146
CONTINENTAL HERITAGE INS CO	3/11/1980	11/26/1985	03, 05, 07	67,786	0
CONTINENTAL INS CO (THE)	6/16/1977	12/31/1977	02, 03, 04, 06, 07	196,674	9,521,679
CONTINENTAL NATIONAL INDEMNITY CO	12/9/1986	10/27/1992	03, 04, 05	0	0
CONTINENTAL REINS CORP	2/17/1942	9/1/1950	03, 04, 06, 07	0	0
CONTINENTAL WESTERN INS CO	4/1/1968	12/4/1970	03, 04, 06, 07	16,715,468	9,825,119
CONTRACTORS BONDING AND INS CO	9/24/1979	4/2/1984	03, 05, 07	773,252	175,299
CONVERIUM INS (NORTH AMERICA) INC.	8/18/1986	1/3/1995	03, 04, 05, 07	(89,175)	(59,799)
COPIC INS CO	4/11/1984	12/31/2001	05	0	0
CORE INS CO	3/21/1996	11/10/1997	03, 04, 05, 07	0	0
COREGIS INS CO	6/9/1939	10/24/1962	02, 03, 04, 06, 07	0	(1,325,151)
CORNHUSKER CASUALTY CO	1/20/1970	11/25/1996	03, 04, 06, 07	1,933,364	525,977
COUNTRY CASUALTY INS CO	1/23/1964	1/29/1999	03, 04, 05, 07	0	0
COUNTRY MUTUAL INS CO	10/26/1925	1/29/1999	03, 04, 05, 07	0	0
COUNTRY PREFERRED INS CO	5/19/1953	10/19/1967	03, 04, 06, 07	0	0
COURTESY INS CO	12/21/1987	8/18/1998	03, 04, 07	(904)	2,738
CPA INS CO	9/16/1915	6/27/1996	05	5,464	189
CRUM & FORSTER INDEMNITY CO	7/24/2003	12/29/2003	03, 04, 06	0	(89)
CSE SAFEGUARD INS CO	4/20/1984	3/1/1988	03, 04, 05, 07	0	0
CUMBERLAND CASUALTY & SURETY CO	5/4/1988	11/26/1991	03, 05, 07	0	0
CUMIS INS SOCIETY, INC.	3/25/1960	1/25/1963	02, 03, 04, 05, 07	2,344,820	863,471
CYPRESS INS CO	10/17/1962	7/1/1997	06	0	(2,006)
DAIMLERCHRYSLER INS CO	12/30/1964	6/18/1965	03, 04, 06, 07	30,493	31,311
DAIRYLAND INS CO	1/8/1953	9/3/1965	02, 03, 04, 05, 07	4,183,103	1,995,896
DAKOTA FIRE INS CO	8/23/1957	8/17/1992	03, 04, 05, 07	629,129	255,582
DALLAS NATIONAL INS CO	12/22/1987	1/1/1996	06	0	0
DANIELSON INS CO	6/1/1948	4/14/1972	03, 04, 05, 07	0	0

**Idaho Business
Property and Casualty Insurers - Active 12/31/05**

COMPANY NAME	INCORPORATION DATE	LICENSED DATE	LINES OF BUSINESS	IDAHO PREMIUMS WRITTEN	LOSSES INCURRED
DANIELSON NATIONAL INS CO	10/28/1974	6/15/1979	03, 04, 06, 07	0	0
DARWIN NATIONAL ASSURANCE CO	1/14/1972	10/30/1981	03, 04, 05, 07	5,521	588
DEALERS ASSURANCE CO	8/2/1935	11/16/2001	05	0	0
DEARBROOK INS CO	8/20/1979	9/2/1982	03, 04, 05, 07	26,173	3,455
DENTISTS BENEFITS INS CO	6/17/1985	8/10/2004	03, 05	1,486	0
DENTISTS INS CO (THE)	11/1/1979	11/22/2002	03, 05	0	0
DEPOSITORS INS CO	8/24/1983	12/18/1987	03, 04, 05	5,924,535	3,261,613
DEVELOPERS SURETY AND INDEMNITY CO	10/10/1936	8/12/1988	07	205,091	(29,899)
DIAMOND STATE INS CO	2/20/1981	8/14/1991	03, 04, 05, 07	362,416	212,255
DIRECT NATIONAL INS CO	1/18/1945	9/14/1959	05	0	0
DISCOVER PROPERTY & CASUALTY INS CO	12/20/1978	8/13/1981	02, 03, 04, 06, 07	527,125	240,396
DOCTORS' CO, AN INTERINS EXCHANGE (THE)	4/15/1976	9/28/1989	02, 03, 04, 05, 07	439,373	563,641
DORINCO REINS CO	3/8/1977	8/16/1991	03, 04, 05, 07	0	0
EASTGUARD INS CO	7/1/1827	1/1/2004	06	0	0
ECONOMY FIRE & CASUALTY CO	1/30/1935	7/8/1988	02, 03, 04, 05, 07	0	0
ECONOMY PREFERRED INS CO	5/29/1979	7/8/1988	02, 03, 04, 05, 07	0	0
ECONOMY PREMIER ASSURANCE CO	12/15/1980	7/8/1988	03, 04, 05	0	0
ELECTRIC INS CO	4/21/1966	11/7/1972	02, 03, 04, 06, 07	227,101	224,315
EMPIRE FIRE AND MARINE INS CO	3/4/1954	12/19/1957	02, 03, 04, 05, 07	1,240,365	613,275
EMPLOYERS COMPENSATION INS CO	5/16/2002	7/3/2003	06	1,262,952	641,172
EMPLOYERS' FIRE INS CO (THE)	1/21/1921	5/18/1944	02, 03, 04, 06, 07	198,990	39,816
EMPLOYERS INS CO OF WAUSAU	8/21/1911	5/24/1940	02, 03, 04, 06, 07	3,249,049	2,772,038
EMPLOYERS MUTUAL CASUALTY CO	3/19/1911	12/16/1941	02, 03, 04, 06, 07	7,020,904	3,274,208
EMPLOYERS REINS CORP	3/13/1981	9/30/1981	02, 03, 04, 05, 07	230,846	272,370
ENCOMPASS INDEMNITY CO	1/25/1984	12/5/2002	03, 04, 05, 07	604,011	129,384
ENDURANCE REINS CORP OF AMERICA	9/5/2002	4/27/2005	02, 03, 04, 06, 07	0	0
ENUMCLAW PROPERTY AND CASUALTY INS CO	1/25/2002	10/30/2003	03, 04, 05, 07	2,031,883	986,672
EQUITY INS CO	1/1/1965	1/28/2005	03, 04, 05	0	0
EULER AMERICAN CREDIT INDEMNITY CO	4/18/1893	6/20/1962	05	225,582	(2,933)
EVEREST NATIONAL INS CO	11/12/1985	12/17/1987	02, 03, 04, 06, 07	354,446	268,063
EVEREST REINS CO	6/13/1973	9/15/1976	02, 03, 04, 06, 07	0	0
EVERGREEN NATIONAL INDEMNITY CO	12/30/1939	10/3/1983	03, 04, 05, 07	12,116	283
EXCESS SHARE INS CORP	8/17/1993	12/13/1995	05	26,359	0
EXECUTIVE RISK INDEMNITY INC.	9/23/1977	2/7/1995	02, 03, 04, 06, 07	1,767,979	485,431
EXPLORER INS CO	12/8/1981	5/31/1991	03, 04, 06, 07	5,681	(125,226)
FACTORY MUTUAL INS CO	10/31/1935	6/30/1968	03, 04, 05, 07	9,630,247	2,871,227
FAIRFIELD INS CO	7/31/1991	10/13/1995	02, 03, 04, 06, 07	631	(23,000)
FAIRMONT INS CO	4/10/1970	3/1/1984	03, 04, 06, 07	0	0
FAIRMONT PREMIER INS CO	7/1/1941	2/18/1947	02, 03, 04, 06, 07, 99	333,749	103,449

**Idaho Business
Property and Casualty Insurers - Active 12/31/05**

COMPANY NAME	INCORPORATION DATE	LICENSED DATE	LINES OF BUSINESS	IDAHO PREMIUMS WRITTEN	LOSSES INCURRED
FAIRMONT SPECIALTY INS CO	8/1/1923	12/31/1980	02, 03, 04, 06, 07, 99	976,915	124,433
FARM BUREAU MUTUAL INS CO OF IDAHO	4/27/1947	5/1/1947	02, 03, 04, 06, 07	105,362,381	62,385,183
FARMERS ALLIANCE MUTUAL INS CO	7/20/1888	10/30/1974	03, 04, 05, 07	11,261,095	7,435,896
FARMERS INS CO OF IDAHO	10/19/1969	12/10/1969	02, 03, 04, 06, 07	93,078,218	45,176,425
FARMERS INS EXCHANGE	4/6/1928	1/1/1930	02, 03, 04, 06, 07	8,964,532	2,788,675
FARMERS MUTUAL HAIL INS CO OF IOWA	3/5/1893	6/19/1958	04	0	0
FARMINGTON CASUALTY CO	8/24/1982	7/8/1983	02, 03, 04, 06, 07	6,556	(10,355)
FARMLAND MUTUAL INS CO	3/22/1909	10/23/1990	03, 04, 06, 07	2,936,514	507,499
FEDERAL INS CO	2/15/1901	3/28/1940	02, 03, 04, 06, 07	11,158,379	1,377,160
FEDERATED MUTUAL INS CO	1/19/1904	4/1/1921	02, 03, 04, 06, 07	1,977,106	836,905
FEDERATED RURAL ELECTRIC INS EXCHANGE	5/14/1957	12/10/1979	02, 03, 04, 06, 07	1,436,936	235,471
FEDERATED SERVICE INS CO	6/6/1972	10/22/1974	03, 04, 06, 07	252,563	(39,184)
FFG INS CO	11/13/1990	6/1/1993	03, 04, 05, 07	53,565	15,155
FIDELITY AND CASUALTY CO OF NEW YORK (THE)	6/16/1977	12/31/1977	02, 03, 04, 06, 07	(1)	10,161
FIDELITY AND DEPOSIT CO OF MARYLAND	10/14/1980	12/24/1981	03, 04, 05, 07	858,487	486,270
FIDELITY AND GUARANTY INS CO	3/1/1977	3/19/1979	03, 04, 06, 07	499,697	9,748
FIDELITY AND GUARANTY INS UNDERWRITERS, INC.	7/6/1951	11/17/1955	03, 04, 06, 07	65,511	(9,589)
FIDELITY NATIONAL PROPERTY AND CASUALTY INS CO	6/7/1971	6/14/1988	03, 04, 05, 07	671,845	133,519
FINANCIAL CASUALTY & SURETY, INC.	8/7/1989	10/21/2004	07	64,756	11,656
FINANCIAL GUARANTY INS CO	4/10/1972	11/7/1984	07	196,639	0
FINANCIAL INDEMNITY CO	12/19/1945	11/22/1961	02, 03, 05, 07	3,190,993	2,454,987
FINANCIAL PACIFIC INS CO	7/22/1986	6/19/1996	03, 04, 05, 07	4,534	0
FINANCIAL SECURITY ASSURANCE INC.	3/16/1984	6/27/1988	07	2,544,567	0
FIRE INS EXCHANGE	11/20/1942	6/20/1943	03, 04, 05, 07	0	0
FIREMAN'S FUND INS CO	9/9/1864	9/19/1918	02, 03, 04, 06, 07, 99	7,075,555	2,042,320
FIREMEN'S INS CO OF NEWARK, NEW JERSEY	12/3/1855	4/30/1915	03, 04, 06, 07	(40,771)	(29,137)
FIRST AMERICAN PROPERTY & CASUALTY INS CO	10/17/1977	3/19/1991	03, 04, 05	991	381
FIRST COLONIAL INS CO	2/17/1987	4/23/1998	04, 05	222,788	86,965
FIRST FINANCIAL INS CO	4/29/1970	9/9/1977	03, 06, 07	14,064	4,928
FIRST LIBERTY INS CORP (THE)	6/16/1989	5/23/1991	02, 03, 04, 06, 07	97,674	65,486
FIRST NATIONAL INS CO OF AMERICA	10/5/1928	11/20/1928	03, 04, 06, 07	2,077,235	532,797
FIRSTCOMP INS CO	12/17/1986	8/3/1992	03, 04, 05	0	0
FLORISTS' MUTUAL INS CO	6/1/1887	10/3/1988	03, 04, 06, 07	154,613	(10,814)
FOLKSAMERICA REINS CO	9/13/1979	12/8/1987	03, 04, 05, 07	0	0
FOREMOST INS CO	5/20/1952	9/2/1957	02, 03, 04, 05, 07, 99	6,986,630	2,168,688
FOREMOST PROPERTY AND CASUALTY INS CO	4/27/1984	7/2/1992	03, 04, 05, 07	496,584	247,332
FORT WAYNE HEALTH & CASUALTY INS CO	10/21/1980	1/6/1982	02, 03, 04, 05	0	0
FORTRESS INS CO	4/30/1997	8/20/2002	05	16,968	970
FRANKENMUTH MUTUAL INS CO	9/15/1921	6/7/1999	03, 04, 05, 07	0	0

Idaho Business
Property and Casualty Insurers - Active 12/31/05

COMPANY NAME	INCORPORATION DATE	LICENSED DATE	LINES OF BUSINESS	IDAHO PREMIUMS WRITTEN	LOSSES INCURRED
G.U.I.C. INS CO	8/15/1980	5/20/2005	03, 04, 05	0	0
GARRISON PROPERTY AND CASUALTY INS CO	12/11/1900	10/25/2004	03, 04, 05	0	0
GATEWAY INS CO	5/21/1986	7/21/1997	03, 05	324,381	387,806
GE REINS CORP	3/7/1969	12/23/1983	02, 03, 04, 05, 07	0	0
GEICO CASUALTY CO	8/31/1982	4/24/1984	05	5,132,264	3,402,505
GEICO GENERAL INS CO	5/15/1934	12/31/1978	03, 04, 05, 07	17,751,284	11,164,607
GEICO INDEMNITY CO	5/12/1961	8/4/1961	03, 05	9,248,184	5,747,921
GEM STATE INS CO	3/10/1910	4/23/1985	03, 04, 05	3,758,469	1,602,948
GENERAL CASUALTY CO OF WISCONSIN	5/12/1925	1/6/1993	03, 04, 06, 07	86,984	35,569
GENERAL FIDELITY INS CO	3/17/1987	7/11/1987	02, 03, 05	0	0
GENERAL FIRE & CASUALTY CO	11/13/1979	6/27/2000	03, 04, 05, 07	1,283,407	1,007,894
GENERAL INS CO OF AMERICA	3/20/1923	6/9/1923	03, 04, 06, 07	3,321,569	1,232,109
GENERAL REINS CORP	10/6/1970	4/1/1971	02, 03, 04, 05, 07	244,504	64,186
GENERAL SECURITY NATIONAL INS CO	5/15/1980	11/19/1984	03, 04, 05, 07	0	0
GENERAL STAR NATIONAL INS CO	9/10/1864	12/18/1922	03, 04, 05, 07	90,753	34,000
GENERALI - U.S. BRANCH	12/23/1952	11/30/1990	03, 04, 05, 07	0	(12,496)
GENESIS INS CO	4/6/1976	12/30/1987	02, 03, 04, 06, 07	785,457	261,900
GENWORTH HOME EQUITY INS CORP	7/19/1982	7/30/1991	09	0	0
GENWORTH MORTGAGE INS CORP	5/12/1980	4/7/1981	09	5,192,181	727,098
GENWORTH MORTGAGE INS CORP OF NORTH CAROLINA	2/20/1961	10/15/1981	09	0	0
GENWORTH RESIDENTIAL MORTGAGE INS CORP OF NORTH CAROLINA	11/15/1972	9/15/1977	09	14,251	0
GEOVERA INS CO	3/24/1997	4/19/2005	03, 04, 05, 07	0	0
GERLING AMERICA INS CO	3/4/1981	8/21/1984	03, 04, 05, 07	22	(344,751)
GLENS FALLS INS CO (THE)	4/1/1874	12/31/1977	02, 03, 04, 05, 07	921	(57,230)
GLOBAL REINS CORP OF AMERICA	7/30/1940	8/28/1984	03, 04, 05, 07	0	0
GLOBE AMERICAN CASUALTY CO	7/5/1951	8/31/1982	03, 05, 07	0	0
GMAC DIRECT INS CO	8/18/2000	2/23/2004	03, 04, 05	0	0
GMAC INS CO ONLINE, INC.	4/6/2000	2/23/2004	03, 04, 05	0	0
GOVERNMENT EMPLOYEES INS CO	11/19/1937	8/22/1955	03, 04, 05, 07	8,175,446	3,413,616
GRANGE INS ASSOCIATION	8/6/1931	5/22/1953	03, 04, 05, 07	2,707,353	1,334,332
GRANITE STATE INS CO	1/27/1865	2/10/1928	02, 03, 04, 06, 07	1,076,339	316,209
GRAY INS CO (THE)	11/18/1977	12/14/1999	03, 04, 06, 07	17,172	0
GREAT AMERICAN ALLIANCE INS CO	9/11/1945	10/6/1948	03, 04, 06, 07	191,434	730,444
GREAT AMERICAN ASSURANCE CO	3/23/1905	5/11/1973	03, 04, 06, 07	1,755,436	438,893
GREAT AMERICAN INS CO	9/30/1976	9/30/1976	03, 04, 06, 07	1,946,933	1,085,589
GREAT AMERICAN INS CO OF NEW YORK	8/22/1947	4/1/1948	03, 04, 06, 07	1,880,371	1,055,303
GREAT AMERICAN SECURITY INS CO	7/1/1987	3/18/1991	03, 04, 06, 07	0	0
GREAT AMERICAN SPIRIT INS CO	4/5/1988	9/17/1991	03, 04, 06, 07	0	(162)
GREAT DIVIDE INS CO	4/29/1986	9/26/1994	03, 04, 06	8,622	1,234

Idaho Business
Property and Casualty Insurers - Active 12/31/05

COMPANY NAME	INCORPORATION DATE	LICENSED DATE	LINES OF BUSINESS	IDAHO PREMIUMS WRITTEN	LOSSES INCURRED
GREAT MIDWEST INS CO	10/8/1985	9/1/1999	02, 03, 04, 05, 07	0	0
GREAT NORTHERN INS CO	3/26/1952	9/4/1969	03, 04, 06, 07	678,729	121,284
GREAT WEST CASUALTY CO	3/22/1956	1/14/1965	03, 04, 06, 07	10,405,800	6,912,546
GREATER NEW YORK MUTUAL INS CO	8/29/1927	12/24/1963	03, 04, 06, 07	0	0
GREATWAY INS CO	8/3/1987	4/5/1991	03, 04, 05, 07	0	0
GREENWICH INS CO	2/18/1946	8/25/1955	02, 03, 04, 06, 07	1,998,567	1,588,794
GUARANTEE CO OF NORTH AMERICA USA (THE)	1/23/1990	10/1/1999	07	4,290	(414)
GUARANTEE INS CO	8/16/1978	12/31/1978	02, 03, 04, 05	0	0
GUARANTY NATIONAL INS CO	3/20/1973	4/11/1974	03, 04, 05	8,549,112	6,728,062
GUIDEONE AMERICA INS CO	4/8/1983	12/23/1999	03, 04, 05, 07	0	0
GUIDEONE ELITE INS CO	7/19/1983	6/16/1988	03, 04, 05, 07	161,152	8,981
GUIDEONE MUTUAL INS CO	12/26/1946	7/21/1954	02, 03, 04, 06, 07	205,561	19,814
GUIDEONE SPECIALTY MUTUAL INS CO	7/10/1948	11/6/1958	03, 04, 05, 07	12,573	9,811
HANOVER AMERICAN INS CO (THE)	6/8/1989	7/5/1996	03, 04, 05, 07	0	0
HANOVER INS CO (THE)	4/15/1852	1/1/1973	02, 03, 04, 06, 07	40,343	(19,401)
HARCO NATIONAL INS CO	10/28/1992	12/1/1994	03, 04, 06, 07	800,571	1,729,023
HARLEYSVILLE INS CO	6/9/1930	8/18/1987	03, 04, 05, 07	3,893	0
HARLEYSVILLE MUTUAL INS CO	10/9/1917	1/1/2001	03, 04, 06, 07	0	0
HARTFORD ACCIDENT AND INDEMNITY CO	5/8/1913	7/18/1919	02, 03, 04, 06, 07	467,207	275,580
HARTFORD CASUALTY INS CO	5/5/1987	7/1/1987	02, 03, 04, 06, 07	4,526,105	848,653
HARTFORD FIRE INS CO	5/1/1810	7/29/1919	02, 03, 04, 06, 07	4,011,411	3,119,360
HARTFORD INS CO OF THE MIDWEST	9/11/1979	12/8/1983	03, 04, 06, 07	9,604,784	4,180,194
HARTFORD STEAM BOILER INSPECTION AND INS CO (THE)	6/30/1866	1/13/1906	03, 04, 05	1,580,058	431,482
HARTFORD STEAM BOILER INSPECTION AND INS CO OF CONNECTICUT	7/22/1988	6/11/2002	03, 04, 05	0	0
HARTFORD UNDERWRITERS INS CO	12/23/1978	7/1/1988	03, 04, 06, 07	5,713,368	2,029,868
HCC INS CO	2/8/1979	12/6/1991	02, 05	0	0
HERITAGE CASUALTY INS CO	6/4/1974	1/16/1984	02, 03, 04, 05, 07	0	(135)
HERITAGE INDEMNITY CO	1/25/1979	8/18/1981	02, 03, 04, 05, 99	68,214	14,995
HIGHMARK CASUALTY INS CO	6/22/1977	10/14/1997	05	0	0
HOMELAND CENTRAL INS CO	9/22/1919	5/23/1940	03, 04, 06, 07	0	135,000
HOMESITE INS CO	1/31/1985	9/12/1988	02, 03, 04, 05, 07	208,706	212,841
HORACE MANN INS CO	8/28/1963	12/16/1978	03, 04, 05, 07, 99	1,072,788	476,810
HORACE MANN PROPERTY & CASUALTY INS CO	3/25/1965	5/26/1988	03, 05	453,367	270,215
HOUSING AUTHORITY PROPERTY INS, A MUTUAL CO	3/20/1987	12/20/2005	03, 04, 05, 07	0	0
HOUSTON GENERAL INS CO	12/19/1980	7/30/1982	03, 04, 05, 07	0	(4,156)
HUDSON INS CO	1/16/1918	10/15/1991	03, 04, 06, 07	55,746	(12,350)
IDAHO COUNTIES RISK MANAGEMENT PROGRAM, UNDERWRITERS	11/29/1985	2/1/1986	03, 05	15,486,168	5,447,783
IDAHO STATE INS FUND	12/31/1917	1/1/1918	10	223,053,081	146,258,864
IDS PROPERTY CASUALTY INS CO	12/12/1972	8/4/2004	03, 04, 05	0	0

Idaho Business
Property and Casualty Insurers - Active 12/31/05

COMPANY NAME	INCORPORATION DATE	LICENSED DATE	LINES OF BUSINESS	IDAHO PREMIUMS WRITTEN	LOSSES INCURRED
ILLINOIS NATIONAL INS CO.	10/5/1933	6/12/1992	03, 04, 06, 07	59,795	259,321
IMPERIAL CASUALTY AND INDEMNITY CO	12/6/1954	1/3/1957	02, 03, 04, 05, 07	0	0
INDEMNITY CO OF CALIFORNIA	10/5/1967	7/14/1995	07	108,824	4,264
INDEMNITY INS CO OF NORTH AMERICA	9/26/1977	12/27/1984	03, 04, 06, 07	1,139,391	300,463
INDEPENDENCE AMERICAN INS CO	2/26/1973	5/8/2001	02, 03, 05	0	0
INDIANA LUMBERMENS MUTUAL INS CO	3/19/1897	10/24/1980	03, 04, 06, 07	104,458	100,706
INFINITY INS CO	9/28/1978	11/17/1981	03, 04, 05, 07	0	(500)
INFINITY SELECT INS CO	6/11/1991	5/25/1999	03, 05	0	0
INS CO OF NORTH AMERICA	4/14/1794	4/30/1901	02, 03, 04, 06, 07, 99	32,644	(22,278)
INS CO OF THE STATE OF PENNSYLVANIA (THE)	4/18/1794	4/13/1918	02, 03, 04, 06, 07, 99	6,041,028	2,727,786
INS CO OF THE WEST	3/1/1972	8/16/1988	03, 04, 06, 07	990,238	221,466
INS CORP OF HANNOVER	7/20/1979	10/4/1982	02, 03, 04, 06, 07	1,002,227	284,330
INS CORP OF NEW YORK	6/3/1968	8/28/1959	02, 03, 04, 05, 07	0	0
INTEGON INDEMNITY CORP	12/16/1946	9/28/1979	03, 04, 05, 07	0	0
INTEGON NATIONAL INS CO	1/4/1988	12/31/1988	03, 04, 05, 07	0	0
INTERNATIONAL BUSINESS & MERCANTILE REASSURANCE CO.	9/7/1960	11/16/1962	02, 03, 04, 06, 07	0	0
INTERNATIONAL FIDELITY INS CO	12/18/1904	9/19/1975	07	91,825	1,276
INTERSTATE INDEMNITY CO	10/31/1961	10/5/1982	03, 04, 05	471,559	156,780
INTREPID INS CO	3/2/1999	6/8/2005	03, 05, 07	0	0
JEFFERSON INS CO	3/15/1950	11/13/1956	03, 04, 05	0	(13,801)
JEWELERS MUTUAL INS CO	3/12/1913	7/28/1972	03, 04, 05, 07	216,933	74,687
KANSAS BANKERS SURETY CO (THE)	4/29/1909	12/20/1994	05, 07	13,963	0
KANSAS CITY FIRE AND MARINE INS CO	7/11/1929	9/26/1950	03, 04, 06, 07	0	208
KEMPER CASUALTY INS CO	11/17/1970	11/3/1975	02, 03, 04, 06, 07	0	62,455
K-M INS CO	2/23/1989	1/26/1996	03, 04, 05, 07	2,429	0
LANCER INS CO	4/27/1945	11/13/1956	03, 04, 06, 07	1,025,232	(43,821)
LANDCAR CASUALTY CO	10/3/1989	5/2/1997	05	200,391	81,539
LAURIER INDEMNITY CO	10/21/1988	10/16/1995	02, 06, 07	540	0
LEADER INS CO	3/20/1963	5/5/1972	04, 05	0	0
LEXINGTON NATIONAL INS CORP	10/23/1989	9/30/2003	07	683	0
LEXON INS CO	3/20/1984	9/24/1999	02, 03, 04, 05, 07	20,506	5,900
LIBERTY AMERICAN SELECT INS CO	2/22/1989	6/25/1996	03, 04, 05	0	0
LIBERTY INS CORP	12/16/1988	12/15/1988	03, 04, 06	2,784,476	2,570,196
LIBERTY INS UNDERWRITERS INC.	3/8/1811	4/1/1973	03, 04, 05, 07	665,624	121,779
LIBERTY MUTUAL FIRE INS CO	10/31/1908	4/1/1936	03, 04, 06, 07	14,449,414	6,126,007
LIBERTY MUTUAL INS CO	1/1/1912	8/28/1935	02, 03, 04, 06, 07	7,261,734	7,158,663
LIBERTY NORTHWEST INS CORP	1/21/1983	10/28/1983	02, 03, 04, 06, 07	42,007,578	28,255,920
LINCOLN GENERAL INS CO	3/17/1977	12/3/1991	03, 04, 05, 07	1,119,315	(116,421)
LM GENERAL INS CO	11/17/1978	8/13/1981	02, 03, 04, 05, 07	0	1,669

**Idaho Business
Property and Casualty Insurers - Active 12/31/05**

COMPANY NAME	INCORPORATION DATE	LICENSED DATE	LINES OF BUSINESS	IDAHO PREMIUMS WRITTEN	LOSSES INCURRED
LM INS CORP	6/16/1989	5/23/1991	02, 03, 04, 06, 07	45,501	117,729
LM PERSONAL INS CO	11/17/1978	8/13/1981	02, 03, 04, 05, 07	0	(4,704)
LM PROPERTY AND CASUALTY INS CO	1/2/1975	10/20/1975	02, 03, 04, 05, 07	(1,897)	(296,162)
LUMBERMENS MUTUAL CASUALTY CO	11/18/1912	9/18/1928	02, 03, 04, 06, 07	(96,248)	(640,161)
LUMBERMENS UNDERWRITING ALLIANCE	1/10/1905	4/1/1913	03, 04, 06, 07	1,784,027	(59,529)
LYNDON PROPERTY INS CO	5/30/1978	9/19/1979	03, 04, 05, 07	197,900	303,339
LYNDON SOUTHERN INS CO	9/16/1996	7/5/2005	02, 03, 04, 05, 07	0	0
MAJESTIC INS CO	3/17/1980	10/1/1999	06	0	0
MANUFACTURERS ALLIANCE INS CO	1/11/1979	5/1/2002	02, 03, 04, 06, 07	(689)	(60)
MAPFRE REINS CO	2/21/1985	1/16/1992	03, 04, 05, 07	0	0
MARKEL AMERICAN INS CO	10/15/1986	11/26/1991	03, 04, 05, 07	686,675	352,644
MARKEL INS CO	11/26/1980	11/1/1984	02, 03, 04, 06, 07	961,164	143,947
MARTINGALE NATIONAL INS CO	1/7/1994	7/8/1996	03, 04, 05	0	0
MARYLAND CASUALTY CO	2/9/1898	6/16/1904	02, 03, 04, 06, 07	3,926,952	640,289
MARYLAND INS CO	3/9/1961	7/24/1996	03, 04, 06, 07	0	0
MAXUM CASUALTY INS CO	11/25/1996	6/30/2005	03, 04, 05, 07	83,848	1,507
MBIA INS CORP. OF ILLINOIS	12/28/1959	2/3/1972	03, 05, 07	0	0
MBIA INS CORP	3/23/1967	6/9/1972	07	215,600	0
MEDICAL ASSURANCE CO, INC. (THE)	10/1/1976	6/19/1996	02, 05	0	0
MEDICAL INS EXCHANGE OF CALIFORNIA	7/11/1975	9/1/1976	02, 05	9,338,636	5,007,185
MEDICAL PROTECTIVE CO	12/2/1909	12/6/1994	05	926,646	149,500
MEDMARC CASUALTY INS CO	7/26/1950	12/31/1979	03, 04, 05, 07	68,305	(152,525)
MENDOTA INS CO	5/1/1989	3/31/1995	03, 04, 05	0	0
MERASTAR INS CO	8/14/1974	8/18/1981	03, 04, 05	28,817	22,781
MERCHANTS BONDING CO (MUTUAL)	1/1/1933	6/16/1988	05, 07	191,687	651
MERITPLAN INS CO	12/10/1952	11/12/1982	03, 04, 05, 07	0	0
METROPOLITAN CASUALTY INS CO	10/7/1981	1/9/1986	03, 04, 05	0	0
METROPOLITAN DIRECT PROPERTY AND CASUALTY INS CO	5/24/1949	5/2/1968	02, 03, 04, 05, 07	0	4
METROPOLITAN GENERAL INS CO	6/30/1980	1/9/1986	03, 04, 05	638,929	386,437
METROPOLITAN GROUP PROPERTY AND CASUALTY INS CO	12/10/1976	10/7/1980	03, 05	1,444,106	1,137,060
METROPOLITAN PROPERTY AND CASUALTY INS CO	8/31/1972	4/16/1973	02, 03, 04, 05, 07	3,877,935	1,504,599
MGA INS CO, INC.	5/22/1981	5/16/1988	03, 04, 05, 07	0	0
MGC ASSURANCE CORP	9/27/1937	10/17/1988	05, 07	0	0
MGC INDEMNITY CORP	11/15/1956	1/3/2001	09	498	(36,130)
MIC GENERAL INS CORP	8/14/1980	7/13/1982	02, 03, 04, 05, 07	0	0
MIC PROPERTY AND CASUALTY INS CORP	4/30/1980	7/13/1982	03, 04, 06, 07	122,870	24,809
MICHIGAN MILLERS MUTUAL INS CO	10/1/1881	4/1/1914	03, 04, 05, 07, 99	0	0
MID-CENTURY INS CO	12/3/1949	12/21/1954	02, 03, 04, 06, 07	18,790,129	12,268,029
MIDWEST EMPLOYERS CASUALTY CO	3/21/1986	9/25/1989	06, 07	279,239	143,591

Idaho Business
Property and Casualty Insurers - Active 12/31/05

COMPANY NAME	INCORPORATION DATE	LICENSED DATE	LINES OF BUSINESS	IDAHO PREMIUMS WRITTEN	LOSSES INCURRED
MILBANK INS CO	10/21/1982	12/11/1982	03, 04, 05, 07	7,568	3,866
MILWAUKEE SAFEGUARD INS CO	1/25/1982	3/21/1991	03, 04, 05	0	(196)
MINNESOTA LAWYERS MUTUAL INS CO	5/28/1981	9/24/2003	05	2,797	73
MITSUJ SUMITOMO INS CO OF AMERICA	3/29/2001	9/28/2001	03, 04, 06, 07	208,793	63,384
MITSUJ SUMITOMO INS USA INC.	1/28/1988	12/31/1988	03, 04, 05, 07	4,711	1,164
MODERN SERVICE INS CO	2/6/1968	10/22/1974	03, 04, 05, 07	0	0
MORTGAGE GUARANTY INS CORP	2/20/1979	12/26/1979	09	7,474,996	5,435,172
MOTORS INS CORP	10/3/1939	3/2/1940	03, 04, 05, 07, 99	83,932	9,764
MUTUAL OF ENUMCLAW INS CO	2/17/1898	6/19/1952	03, 04, 05, 07	35,567,884	13,822,955
MUTUAL SERVICE CASUALTY INS CO	8/1/1919	10/22/1974	03, 04, 06, 07	0	(23,569)
NATIONAL ALLIANCE INS CO	7/20/1972	12/24/1986	03, 04, 05, 07	760	(14,953)
NATIONAL AMERICAN INS CO	4/11/1919	12/23/1969	03, 04, 06, 07	5,116	(106,211)
NATIONAL AMERICAN INS CO OF CALIFORNIA	10/10/1966	6/16/1987	03, 04, 06	0	34,093
NATIONAL CASUALTY CO	12/19/1904	6/24/1908	02, 03, 04, 05, 07	2,780,598	912,025
NATIONAL CONTINENTAL INS CO	12/24/1897	12/23/1958	03, 04, 05	0	0
NATIONAL FARMERS UNION PROPERTY AND CASUALTY CO	12/5/1984	10/27/1986	02, 03, 04, 06, 07	548,606	45,915
NATIONAL FIRE AND INDEMNITY EXCHANGE	1/19/1915	11/29/1985	03, 04, 05	12,094	34
NATIONAL FIRE INS CO OF HARTFORD	6/4/1869	5/1/1893	02, 03, 04, 06, 07	841,376	391,549
NATIONAL GENERAL ASSURANCE CO	6/2/1983	1/2/1996	04, 05	4,125,731	2,123,540
NATIONAL GENERAL INS CO	11/2/1966	8/18/1969	03, 05	49,547	29,167
NATIONAL INDEMNITY CO	4/26/1940	5/17/1949	02, 03, 04, 06, 07, 99	2,506,142	1,233,731
NATIONAL INS ASSOCIATION	11/15/1972	4/8/1988	05	0	0
NATIONAL INS CO OF WISCONSIN, INC.	7/30/1895	3/22/1996	02	0	0
NATIONAL INTERSTATE INS CO	2/10/1989	10/27/1992	03, 04, 06	660,820	(55,830)
NATIONAL LIABILITY & FIRE INS CO	4/23/1957	1/23/1990	03, 04, 06, 07	281,770	37,582
NATIONAL MERIT INS CO	6/18/1980	12/8/1999	03, 04, 05, 07	(403)	(5,056)
NATIONAL REINS CORP	7/31/1973	8/31/1977	02, 03, 04, 05, 07	0	0
NATIONAL SPECIALTY INS CO	11/30/1960	8/3/2004	03, 04, 05, 07	35,473	0
NATIONAL STANDARD INS CO	3/15/1947	7/24/1996	03, 04, 06, 07	0	0
NATIONAL SURETY CORP	9/3/1970	5/5/1972	02, 03, 04, 06, 07	1,539,737	2,064,086
NATIONAL UNION FIRE INS CO OF PITTSBURGH, PA	2/14/1901	5/5/1904	02, 03, 04, 06, 07	14,275,372	20,911,183
NATIONWIDE AFFINITY INS CO OF AMERICA	5/19/1924	10/3/1946	02, 03, 04, 06, 07	0	0
NATIONWIDE AGRIBUSINESS INS CO	12/10/1973	10/23/1990	03, 04, 06, 07	1,283,110	(5,655)
NATIONWIDE ASSURANCE CO	2/14/1942	10/24/1955	05, 99	0	(4,651)
NATIONWIDE GENERAL INS CO	8/22/1957	10/1/1997	03, 05	0	0
NATIONWIDE INS CO OF AMERICA	6/30/1960	4/1/1961	03, 04, 05	0	0
NATIONWIDE MUTUAL FIRE INS CO	12/27/1933	10/11/1955	03, 04, 06, 07	2,629,143	1,112,857
NATIONWIDE MUTUAL INS CO	12/16/1925	10/11/1955	03, 04, 06, 07	16,633,014	11,330,440
NATIONWIDE PROPERTY AND CASUALTY INS CO	11/9/1979	12/30/1987	03, 04, 06, 07	299,546	201,408

**Idaho Business
Property and Casualty Insurers - Active 12/31/05**

COMPANY NAME	INCORPORATION DATE	LICENSED DATE	LINES OF BUSINESS	IDAHO PREMIUMS WRITTEN	LOSSES INCURRED
NAU COUNTRY INS CO	12/31/1985	11/30/2005	03, 04, 05	0	0
NAVIGATORS INS CO	7/16/1981	3/7/1994	03, 04, 05, 07	248,834	(1,400)
NCMIC INS CO	1/1/1946	4/7/1977	03, 04, 05	459,147	6,496
NETHERLANDS INS CO (THE)	12/12/1978	12/9/1980	03, 04, 05, 07	0	0
NEW ENGLAND INS CO	8/25/1989	7/1/1990	03, 04, 05, 07	0	0
NEW ENGLAND REINS CORP	12/28/1981	6/7/1983	03, 04, 06, 07	0	0
NEW HAMPSHIRE INDEMNITY CO, INC.	12/19/1951	10/16/1981	03, 04, 06	0	0
NEW HAMPSHIRE INS CO	7/1/1869	12/15/1919	02, 03, 04, 06, 07	1,267,137	378,322
NEW YORK MARINE AND GENERAL INS CO	3/22/1972	12/30/1987	03, 04, 05, 07	53,868	(29,370)
NGM INS CO	3/28/1923	1/28/2004	03, 05, 07	0	0
NIAGARA FIRE INS CO	7/31/1850	12/31/1977	02, 03, 04, 05, 07	0	0
NIPPONKOA INS CO, LIMITED (U.S. BRANCH)	1/1/1944	4/5/2004	02, 03, 04, 06, 07	0	0
NORGUARD INS CO	8/12/1987	1/1/2004	06	0	0
NORTH AMERICAN ELITE INS CO	12/28/1987	10/19/2001	02, 03, 04, 06, 07	0	0
NORTH AMERICAN SPECIALTY INS CO	11/23/1973	10/23/1984	02, 03, 04, 06, 07	387,092	(314,587)
NORTH PACIFIC INS CO	6/26/1958	6/29/1964	03, 04, 05, 07	13,462,367	5,605,035
NORTH POINTE INS CO	10/13/1986	10/20/2004	03, 04, 05, 07	0	0
NORTH RIVER INS CO (THE)	6/6/1972	9/30/1972	02, 03, 04, 06, 07	134,396	158,140
NORTH STAR REINS CORP	8/3/1956	11/24/1981	02, 03, 04, 05, 07	0	(3,356)
NORTHBROOK INDEMNITY CO	12/20/1978	8/12/1981	02, 03, 04, 06, 07	141,810	109,118
NORTHERN ASSURANCE CO OF AMERICA (THE)	8/21/1987	12/31/1989	02, 03, 04, 06, 07	114,866	(56,381)
NORTHERN INS CO OF NEW YORK	10/22/1897	11/9/1934	03, 04, 06, 07	553,816	169,040
NORTHLAND CASUALTY CO	5/18/1959	11/15/1959	03, 04, 05, 07	111,313	81,476
NORTHLAND INS CO	1/16/1948	6/15/1960	03, 04, 05, 07	5,606,225	4,426,995
NORTHWEST DENTISTS INS CO	5/5/1989	12/4/1995	03, 04, 05, 07	12,666	12,838
NORTHWEST PHYSICIANS MUTUAL INS CO	12/30/1982	11/2/1994	03, 05	3,798,097	835,029
NOVA CASUALTY CO	9/13/1979	4/15/1988	03, 04, 06, 07	7,613	(221,725)
OCCIDENTAL FIRE & CASUALTY CO OF NORTH CAROLINA	10/31/1961	5/29/1962	02, 03, 04, 06, 07	125,918	36,102
ODYSSEY AMERICA REINS CORP	9/10/1986	11/6/1987	03, 04, 06, 07	0	18,750
OHIC INS CO	2/9/1978	8/6/1982	02, 03, 04, 05, 07	0	0
OHIO CASUALTY INS CO (THE)	11/6/1919	9/20/1947	02, 03, 04, 06, 07	2,594,842	775,886
OHIO INDEMNITY CO	2/11/1956	10/20/1986	04, 05, 07	425	12,169
OHIO SECURITY INS CO	11/1/1950	9/23/1970	03, 04, 06, 07	0	(14)
OKLAHOMA FARMERS UNION MUTUAL INS CO	1/1/1982	5/3/2005	03, 05	1,832,277	1,853,216
OLD REPUBLIC INS CO	4/11/1935	1/15/1955	02, 03, 04, 06, 07, 99	4,360,204	2,792,755
OLD REPUBLIC SECURITY ASSURANCE CO	7/26/1977	11/14/1977	02, 03, 04, 05, 07, 99	0	(22)
OLD REPUBLIC SURETY CO	12/28/1981	5/16/1990	07	176,484	(9,118)
OLD UNITED CASUALTY CO	11/15/1988	12/29/1992	02, 03, 05	10,691	(338)
ONEBEACON AMERICA INS CO	2/17/1971	3/31/1971	02, 03, 04, 06, 07	196,074	10,934

Idaho Business
Property and Casualty Insurers - Active 12/31/05

COMPANY NAME	INCORPORATION DATE	LICENSED DATE	LINES OF BUSINESS	IDAHO PREMIUMS WRITTEN	LOSSES INCURRED
ONEBEACON INS CO	6/1/1956	9/14/1956	03, 04, 06, 07	640,954	148,298
OREGON AUTOMOBILE INS CO	12/28/1925	5/22/1963	03, 04, 05, 07	2,320,390	762,324
OREGON MUTUAL INS CO	12/29/1894	10/28/1925	03, 04, 05, 07	11,313,962	5,641,967
OWNERS INS CO	5/13/1975	12/1/2005	02, 03, 04, 06, 07	0	0
PACIFIC EMPLOYERS INS CO	7/17/1923	12/1/1942	02, 03, 04, 06, 07	76,089	241,099
PACIFIC INDEMNITY CO	1/16/1926	11/24/1927	02, 03, 04, 06, 07	530,670	35,436
PACIFIC PIONEER INS CO	8/21/1978	5/27/1981	03, 04, 05, 07	0	0
PACIFIC SPECIALTY INS CO	4/18/1988	4/1/1997	03, 04, 05	10,437	(6,366)
PARTNERRE INS CO OF NEW YORK	3/10/1875	6/15/1989	03, 04, 05, 07	0	0
PATHFINDER INS CO	6/19/1986	6/29/1987	05	12,597	(4,810)
PEACHTREE CASUALTY INS CO	11/29/1983	1/18/2005	03, 05	0	0
PEAK PROPERTY AND CASUALTY INS CORP	8/16/1985	3/16/1988	03, 04, 05	0	0
PEERLESS INDEMNITY INS CO	4/30/2002	12/31/2002	03, 04, 06, 07	0	0
PEERLESS INS CO	3/7/1901	8/21/1943	03, 04, 05, 07	680	331
PENN MILLERS INS CO	1/10/1887	6/1/2005	03, 04, 06, 07	25,411	0
PENN-AMERICA INS CO	12/23/1975	1/8/1996	03, 04, 05	57,704	10,573
PENNSYLVANIA MANUFACTURERS' ASSOCIATION INS CO	7/6/1964	7/14/1977	03, 04, 06, 07	6,264	(8,260)
PENNSYLVANIA MANUFACTURERS INDEMNITY CO	7/6/1982	5/1/2002	02, 03, 04, 06, 07	556	163
PENNSYLVANIA NATIONAL MUTUAL CASUALTY INS CO	1/6/1919	9/3/1974	02, 03, 04, 06, 07	200	0
PERMANENT GENERAL ASSURANCE CORP	10/23/1978	12/20/1991	03, 04, 05, 07	0	0
PETROLEUM CASUALTY CO	10/8/1925	9/30/1969	03, 04, 06	0	0
PHARMACISTS MUTUAL INS CO	10/16/1909	12/21/2001	03, 04, 06, 07	46,340	5,320
PHILADELPHIA INDEMNITY INS CO	2/10/1927	8/2/1989	02, 03, 04, 05, 07	3,127,963	1,430,773
PHOENIX INDEMNITY INS CO	6/21/1988	7/24/1992	03, 04, 05, 07	67,254	68,206
PHOENIX INS CO (THE)	6/1/1850	7/1/1880	02, 03, 04, 06, 07	2,391,741	1,125,868
PHYSICIANS INS A MUTUAL CO	12/22/1981	12/1/1994	03, 04, 05	266,598	49,896
PLATTE RIVER INS CO	1/6/1972	8/13/1981	03, 04, 06, 07	99,861	8,521
PMA CAPITAL INS CO	12/1/1980	12/17/1991	02, 03, 04, 06, 07	0	0
PMI MORTGAGE INS CO	11/10/1972	7/9/1974	09	4,055,616	969,306
PODIATRY INS CO OF AMERICA, A MUTUAL CO	5/23/1980	1/1/2004	05	475,163	347,897
PREFERRED PROFESSIONAL INS CO	6/30/1976	6/14/1988	03, 04, 06	(1,983,112)	(1,580,906)
PRODUCERS AGRICULTURE INS CO	3/10/1977	4/6/1989	03, 05	778,949	161,083
PROFESSIONALS ADVOCATE INS CO	12/27/1985	3/30/2000	03, 05, 07	0	0
PROGRESSIVE CASUALTY INS CO	11/17/1956	8/22/1969	03, 04, 05, 07	9,407,666	4,379,510
PROGRESSIVE CLASSIC INS CO	9/30/1983	9/12/1988	03, 04, 05, 07	0	0
PROGRESSIVE DIRECT INS CO	9/29/1986	4/26/1996	03, 04, 05	14,415,773	8,777,445
PROGRESSIVE NORTHERN INS CO	8/19/1980	3/19/1987	03, 05	2,794,944	1,105,489
PROGRESSIVE NORTHWESTERN INS CO	9/24/1982	9/19/1988	03, 04, 05	31,983,600	15,708,978
PROGRESSIVE PREFERRED INS CO	9/24/1979	3/11/1985	03, 04, 05	0	0

**Idaho Business
Property and Casualty Insurers - Active 12/31/05**

COMPANY NAME	INCORPORATION DATE	LICENSED DATE	LINES OF BUSINESS	IDAHO PREMIUMS WRITTEN	LOSSES INCURRED
PROGRESSIVE PREMIER INS CO OF ILLINOIS	9/13/1992	12/16/2003	03, 04, 05	0	0
PROGRESSIVE SPECIALTY INS CO	8/4/1975	11/20/1981	03, 05, 07	0	0
PROGRESSIVE WEST INS CO	7/23/1970	9/25/1981	03, 04, 05, 07	0	0
PROPERTY AND CASUALTY INS CO OF HARTFORD	5/4/1989	10/20/1995	03, 04, 06, 07	5,799,823	2,192,215
PROSECT NATIONAL INS CO, INC.	3/21/1947	9/25/1953	03, 04, 05	0	0
PROTECTIVE INS CO	12/21/1954	12/12/1967	02, 03, 04, 06, 07	20,184	(6,800)
PROVIDENCE WASHINGTON INS CO	1/5/1799	6/8/1898	03, 04, 06, 07	0	(71,649)
PUBLIC SERVICE MUTUAL INS CO	6/24/1925	4/1/1964	03, 05	105,669	(85,772)
PUTNAM REINS CO	9/30/1985	10/9/1979	02, 03, 04, 05, 07	0	0
PXRE REINS CO	8/7/1986	4/6/1988	03, 04, 06, 07	0	0
QBE INS CORP	5/22/1980	6/14/1984	02, 03, 04, 05	1,261,160	945,921
QBE REINS CORP	2/25/1964	6/29/1979	03, 04, 05, 07	0	0
QUANTA INDEMNITY CO	5/17/1968	11/26/1968	02, 03, 04, 06, 07	28,008	1,702
RADIAN ASSET ASSURANCE INC.	12/30/1985	9/9/1991	07	2,933,743	0
RADIAN GUARANTY INC.	9/23/1976	5/20/1980	09	3,814,785	513,203
RAMPART INS CO	9/13/1970	12/22/1992	03, 04, 06, 07	0	0
RED SHIELD INS CO.	2/9/1979	8/12/1988	03, 04, 05, 07	521,226	156,908
REDLAND INS CO	12/21/1978	11/29/1985	03, 04, 06, 07	0	4,321
REDWOOD FIRE AND CASUALTY INS CO	1/27/1970	2/10/1983	03, 04, 06, 07	6,077	125,907
REGAL INS CO	9/30/1980	2/28/1989	03, 04, 05, 07	0	0
REGENT INS CO	1/22/1963	10/27/1992	03, 04, 06, 07	20,455	(20,696)
REINS CO OF AMERICA, INC.	12/30/1972	3/6/1981	03, 04, 05	0	0
REPUBLIC INDEMNITY CO OF AMERICA	12/5/1972	4/10/1995	02, 03, 04, 06, 07	9,246	66,610
REPUBLIC INDEMNITY CO OF CALIFORNIA	10/13/1982	4/10/1995	02, 03, 04, 06, 07	107,298	108,220
REPUBLIC INS CO	4/15/1919	6/30/1980	02, 03, 04, 05, 07	0	0
REPUBLIC MORTGAGE INS CO	12/7/1972	11/1/1984	09	2,122,640	361,642
REPUBLIC MORTGAGE INS CO OF FLORIDA	12/10/1974	5/20/2003	09	0	0
REPUBLIC MORTGAGE INS CO OF NORTH CAROLINA	3/13/1973	11/26/2002	09	0	0
REPUBLIC WESTERN INS CO	2/27/1973	6/29/1981	02, 03, 04, 06, 07	138,098	(128,358)
RESIDENTIAL GUARANTY CO	11/2/1994	7/31/1996	09	0	0
RESPONSE INS CO	5/26/1983	12/23/1985	02, 03, 04, 05	0	0
RESPONSE WORLDWIDE INS CO	9/27/1979	12/31/1979	05	95,742	34,976
RLI INDEMNITY CO	1/31/1987	10/10/1996	02, 03, 04, 05, 07	0	688
RLI INS CO	6/4/1959	4/20/1972	02, 03, 04, 05, 07, 99	783,111	(271,714)
ROCHE SURETY AND CASUALTY CO, INC.	3/27/1981	12/7/2005	07	0	0
ROCKY MOUNTAIN FIRE & CASUALTY CO	4/2/1959	11/5/1959	03, 04, 05	1,018,067	707,674
ROYAL INDEMNITY CO	9/30/1910	3/31/1980	02, 03, 04, 06, 07	(156,487)	3,487,944
RSUI INDEMNITY CO	6/16/1977	5/7/1980	03, 04, 05	383,565	1,138,511
RURAL COMMUNITY INS CO	4/19/1980	1/19/1983	03, 04, 06	4,794,182	4,463,123

Idaho Business

Property and Casualty Insurers - Active 12/31/05

NAIC Data Current as of July 1, 2006

COMPANY NAME	INCORPORATION DATE	LICENSED DATE	LINES OF BUSINESS	IDAHO PREMIUMS WRITTEN	LOSSES INCURRED
SAFECO INS CO OF AMERICA	9/2/1953	9/17/1953	03, 04, 06, 07	53,952,874	22,965,761
SAFECO INS CO OF ILLINOIS	8/29/1980	7/31/1984	03, 04, 06	154,946	266,048
SAFECO INS CO OF INDIANA	3/25/1971	4/5/1972	03, 04, 05	0	0
SAFECO NATIONAL INS CO	7/10/1972	1/5/1991	05	0	(6,614)
SAFETY NATIONAL CASUALTY CORP	11/28/1942	9/15/1987	02, 03, 04, 06, 07	517,430	31,903
SAGAMORE INS CO	12/22/1981	2/4/2002	02, 03, 04, 05, 07	180,918	89,139
SAN FRANCISCO REINS CO	5/25/1956	1/14/1982	02, 03, 04, 05, 07	0	0
SCOR REINS CO	11/8/1984	9/30/1985	02, 03, 04, 06, 07	0	0
SCOTTSDALE INDEMNITY CO	11/14/1984	12/29/1992	03, 05	7,488	(8,082)
SEABOARD SURETY CO	1/19/1927	4/1/1947	03, 04, 05, 07	312,463	(215,764)
SEABRIGHT INS CO	7/21/1986	12/17/1987	02, 03, 04, 05, 07	0	0
SEATON INS CO	4/6/1901	7/5/1905	02, 03, 04, 06, 07	0	(423,419)
SECURITY INS CO OF HARTFORD	5/18/1841	6/24/1905	02, 03, 04, 06, 07, 99	8,790	(731,240)
SECURITY NATIONAL INS CO	7/7/1924	11/3/1992	03, 04, 05, 07	2,084,907	960,074
SELECT INS CO	3/31/1955	8/29/1968	03, 04, 05, 07	0	(6,897)
SELECT MARKETS INS CO	6/14/1963	3/12/1964	02, 03, 04, 06, 07	1,140,832	89,527
SELECTIVE INS CO OF NEW YORK	4/30/1914	5/31/1983	03, 04, 06, 07	69,547	10,162
SENECA INS CO, INC.	3/29/1978	7/1/1978	03, 04, 06, 07	77,086	14,417
SENTINEL INS CO LTD.	7/6/1999	2/4/2004	03, 04, 06, 07	910,262	511,516
SENTRY CASUALTY CO	7/23/1973	9/21/2004	03, 04, 05, 07	0	0
SENTRY INS A MUTUAL CO	12/19/1913	1/7/1927	02, 03, 04, 06, 07, 99	1,286,563	74,933
SENTRY SELECT INS CO	8/1/1929	11/3/1982	02, 03, 04, 06, 07	4,826,312	3,314,782
SEQUOIA INS CO	4/10/1946	9/14/2004	03, 04, 06, 07	0	0
SERVICE INS CO	12/16/1977	2/5/2004	03, 04, 05, 07	0	0
SIRIUS AMERICA INS CO	11/18/1977	12/20/1991	02, 03, 04, 06, 07	311,053	108,219
SOMPO JAPAN INS CO OF AMERICA	8/9/1962	12/13/1982	03, 04, 06, 07	162,101	30,053
SOUTHERN GENERAL INS CO	7/3/1979	3/16/1988	03, 04, 05	0	0
SOUTHERN INS CO	12/1/1947	11/15/1960	03, 04, 05	0	0
ST. PAUL FIRE AND MARINE INS CO	4/18/1925	5/2/1928	02, 03, 04, 06, 07	4,650,993	1,460,995
ST. PAUL GUARDIAN INS CO	4/6/1970	6/9/1972	02, 03, 04, 06, 07, 99	157,024	(197,634)
ST. PAUL MEDICAL LIABILITY INS CO	12/10/1982	9/6/1983	03, 04, 06, 07	0	(3,286)
ST. PAUL MERCURY INS CO	8/24/1964	11/14/1967	02, 03, 04, 06, 07	2,042,022	1,788,649
ST. PAUL PROTECTIVE INS CO	12/30/1931	5/9/1947	02, 03, 04, 06, 07	16,046	90,054
STANDARD FIRE INS CO (THE)	7/6/1905	2/14/1912	02, 03, 04, 06, 07	1,323,275	312,891
STANDARD GUARANTY INS CO	8/29/1960	12/30/1983	02, 03, 04, 05	11,749	68,984
STAR INS CO	8/26/1985	10/7/1988	02, 03, 04, 06, 07	248,261	219,393
STARNET INS CO	6/11/1998	3/20/2000	02, 03, 04, 05, 07	256,852	76,307
STATE FARM FIRE & CASUALTY CO	6/12/1935	8/29/1952	03, 04, 06, 07	50,728,990	19,294,772
STATE FARM GENERAL INS CO	4/3/1962	10/24/1962	03, 04, 05, 07	221	(17,471)

**Idaho Business
Property and Casualty Insurers - Active 12/31/05**

COMPANY NAME	INCORPORATION DATE	LICENSED DATE	LINES OF BUSINESS	IDAHO PREMIUMS WRITTEN	LOSSES INCURRED
STATE FARM MUTUAL AUTOMOBILE INS CO	3/29/1922	4/1/1929	02, 04, 05	101,301,074	54,177,885
STATE NATIONAL INS CO, INC.	8/1/1984	12/19/1994	03, 04, 05	90,763	(8,479)
STONEBRIDGE CASUALTY INS CO	11/15/1957	7/25/1974	02, 03, 04, 05, 07	347,395	94,624
STONEWALL INS CO	2/10/1866	8/28/1962	03, 04, 05, 07	0	(5,341)
STONINGTON INS CO	2/2/1938	4/8/1988	03, 04, 05, 07	5,199,628	1,288,317
STRATFORD INS CO	12/28/1981	8/22/1988	03, 04, 05	0	(3)
SUA INS CO	8/26/1981	3/1/1984	03, 04, 05, 07	0	0
SUBLIMITY INS CO	11/10/1897	1/25/1991	03, 05, 07	2,778,362	1,221,379
SUECIA INS CO	5/29/1980	6/20/1985	02, 03, 04, 05, 07	0	0
SUN SURETY INS CO	4/20/1998	11/1/2001	07	263,388	0
SURETY BONDING CO OF AMERICA	2/27/1992	12/23/1999	05, 07	0	0
SWISS REINS AMERICA CORP	7/26/1940	11/18/1960	02, 03, 04, 05, 07	0	0
T.H.E. INS CO	4/10/1969	4/23/1996	03, 04, 06, 07	465,130	387,312
TEACHERS INS CO	2/26/1971	4/16/1973	02, 03, 04, 05, 07	1,288,076	617,311
TECHNOLOGY INS CO, INC.	6/14/1991	3/4/1996	02, 04, 05	1,007,400	364,839
TIG INDEMNITY CO	11/6/1944	7/1/1947	03, 04, 06, 07	0	(1,000)
TIG INS CO	3/8/1911	7/6/1932	02, 03, 04, 06, 07	30,483	(1,680,708)
TITAN INDEMNITY CO	1/18/1984	4/20/1989	03, 04, 05, 07	0	0
TNUS INS CO	2/11/2004	7/1/2004	03, 04, 05, 07	0	0
TOKIO MARINE & NICHIDO FIRE INS CO., LTD.	8/1/1879	9/12/1979	02, 03, 04, 06, 07	345,733	251,301
TOYOTA MOTOR INS CO	9/19/1909	12/10/1952	03, 04, 05, 07	229,129	94,259
TRADERS & GENERAL INS CO	12/12/1980	5/27/1992	03, 04, 05, 07	0	0
TRADERS & PACIFIC INS CO	9/9/1982	7/24/1996	03, 04, 05, 07	37,500	11,603
TRANS PACIFIC INS CO	1/21/1982	6/24/1983	03, 04, 06, 07	0	0
TRANSATLANTIC REINS CO	10/29/1952	3/22/1978	02, 03, 04, 06	0	0
TRANSCONTINENTAL INS CO	8/21/1925	8/18/1931	02, 03, 04, 06, 07	1,560,071	(678,102)
TRANSGUARD INS CO OF AMERICA, INC.	6/18/1987	1/12/1998	03, 04, 06, 07	319,154	685,242
TRANSPORT INS CO	5/25/1976	12/21/1976	03, 04, 06, 07	0	18,774
TRANSPORTATION INS CO	2/11/1938	7/10/1951	02, 03, 04, 06, 07	1,958,845	2,421,150
TRAVCO INS CO	7/24/1991	10/10/1995	03, 04, 05	0	0
TRAVELERS CASUALTY AND SURETY CO	5/18/1883	1/1/1965	02, 03, 04, 06, 07	647,342	(941,397)
TRAVELERS CASUALTY AND SURETY CO OF AMERICA	7/18/1974	8/16/1988	02, 03, 04, 06, 07	4,671,583	1,028,711
TRAVELERS CASUALTY CO OF CONNECTICUT	1/3/1990	2/11/1991	03, 04, 06, 07	0	(3,047)
TRAVELERS CASUALTY INS CO OF AMERICA	8/12/1971	4/12/1978	02, 03, 04, 06, 07	0	1,755
TRAVELERS COMMERCIAL CASUALTY CO	5/20/1981	12/17/1984	02, 03, 04, 06, 07	0	0
TRAVELERS COMMERCIAL INS CO	1/3/1990	2/11/1991	03, 04, 06, 07	0	(42)
TRAVELERS HOME AND MARINE INS CO, THE	7/24/1991	10/10/1995	03, 04, 05	7,936	44,659
TRAVELERS INDEMNITY CO (THE)	3/25/1903	8/11/1923	02, 03, 04, 06, 07, 99	7,693,294	(150,377)
TRAVELERS INDEMNITY CO OF AMERICA (THE)	1/1/1946	5/13/1968	03, 04, 06, 07	3,885,009	1,600,741

Idaho Business

Property and Casualty Insurers - Active 12/31/05

NAIC Data Current as of July 1, 2006

COMPANY NAME	INCORPORATION DATE	LICENSED DATE	LINES OF BUSINESS	IDAHO PREMIUMS WRITTEN	LOSSES INCURRED
TRAVELERS INDEMNITY CO OF CONNECTICUT (THE)	5/1/1859	12/28/1966	02, 03, 04, 06, 07	2,853,195	976,359
TRAVELERS INS CO (THE)	7/17/1863	6/25/1893	02, 06, 99	17,305	(34,822)
TRAVELERS PROPERTY CASUALTY CO OF AMERICA	7/29/1971	4/1/1973	03, 04, 06, 07	12,012,219	3,874,876
TRAVELERS PROPERTY CASUALTY INS CO	1/3/1990	3/21/1991	03, 04, 05	0	0
TRENWICK AMERICA REINS CORP	8/24/1984	1/1/1985	03, 04, 06, 07	0	0
TRIAD GUARANTY INS CORP	7/30/1987	1/17/1992	09	202,467	90,050
TRINITY UNIVERSAL INS CO	1/26/1926	4/10/1941	03, 04, 06, 07	2,059,198	926,956
TRINITY UNIVERSAL INS CO OF KANSAS, INC.	1/10/1972	8/13/1992	03, 04, 05, 07	2,594,277	1,030,359
TRITON INS CO	3/25/1982	12/23/1985	02, 03, 04, 05, 07, 99	410,773	48,753
TRUCK INS EXCHANGE	2/19/1935	4/1/1935	02, 03, 04, 06, 07	5,945,129	(331,240)
TRUMBULL INS CO	10/10/1986	11/8/1995	03, 04, 06, 07	205,805	109,691
TWIN CITY FIRE INS CO	3/30/1987	7/1/1987	02, 03, 04, 06, 07	4,779,468	1,210,679
U.S. SPECIALTY INS CO	10/28/1986	4/15/1988	02, 03, 04, 06, 07	1,086,032	739,716
ULICO CASUALTY CO	5/2/1979	6/4/1981	02, 03, 04, 06, 07	7,477	(542)
UNDERWRITER FOR THE PROFESSIONS INS CO	9/5/1989	6/14/2001	05	0	0
UNIGARD INDEMNITY CO	11/8/1972	5/31/1991	03, 04, 06, 07	2,158,728	880,157
UNIGARD INS CO	9/19/1960	12/23/1960	02, 03, 04, 06, 07	17,029,533	9,818,622
UNION INS CO	9/1/1886	7/13/1982	03, 04, 05, 07	0	(5)
UNIONE ITALIANA REINS CO OF AMERICA, INC.	8/24/1978	12/8/1983	03, 04, 05, 07	0	0
UNITED FINANCIAL CASUALTY CO	6/13/1984	6/27/1995	03, 04, 05	(5,629)	538
UNITED FIRE & CASUALTY CO	1/2/1946	10/29/1980	03, 04, 05, 07	4,363,546	1,382,462
UNITED GUARANTY CREDIT INS CO	6/19/1981	8/6/1982	05	0	0
UNITED GUARANTY MORTGAGE INDEMNITY CO	6/12/1972	9/25/1981	09	613	0
UNITED GUARANTY RESIDENTIAL INS CO	11/27/1963	11/9/1964	09	3,485,067	312,025
UNITED GUARANTY RESIDENTIAL INS CO OF NORTH CAROLINA	4/5/1963	5/14/1980	05	0	0
UNITED HERITAGE PROPERTY & CASUALTY CO	4/1/1908	4/21/1908	03, 05	10,371,198	3,471,669
UNITED NATIONAL SPECIALTY INS CO	2/2/1961	4/24/2001	02, 03, 04, 06, 07	0	0
UNITED SERVICES AUTOMOBILE ASSOCIATION	6/20/1922	10/31/1962	03, 04, 05	17,954,120	9,437,779
UNITED STATES FIDELITY AND GUARANTY CO	3/19/1896	6/20/1899	02, 03, 04, 06, 07	634,901	370,613
UNITED STATES FIRE INS CO	7/24/2003	12/29/2003	02, 03, 04, 06, 07	587,752	795,674
UNITED STATES LIABILITY INS CO	4/12/1867	2/5/1965	03, 04, 05	707,645	262,856
UNITED WISCONSIN INS CO	9/11/1957	4/16/1991	02, 06	788	393
UNITRIN AUTO AND HOME INS CO	10/15/1996	12/31/1996	02, 03, 04, 06, 07	0	0
UNITRIN PREFERRED INS CO	9/28/1942	12/8/1999	02, 03, 04, 05, 07	0	0
UNIVERSAL CASUALTY CO	1/21/1949	10/23/2003	05	0	0
UNIVERSAL FIRE & CASUALTY INS CO	2/4/1976	11/4/2005	07	3,636	0
UNIVERSAL SURETY CO	5/1/1947	6/4/1981	07	0	0
UNIVERSAL SURETY OF AMERICA	4/14/1984	5/13/1997	05, 07	16,174	(13,198)
UNIVERSAL UNDERWRITERS INS CO	1/25/1982	11/30/1982	02, 03, 04, 06, 07, 99	5,203,507	1,369,661

Idaho Business
Property and Casualty Insurers - Active 12/31/05

COMPANY NAME	INCORPORATION DATE	LICENSED DATE	LINES OF BUSINESS	IDAHO PREMIUMS WRITTEN	LOSSES INCURRED
USAA CASUALTY INS CO	7/16/1990	12/31/1990	03, 04, 05	12,385,632	6,563,239
USAA GENERAL INDEMNITY CO	6/23/1972	12/24/1974	03, 04, 05	848,325	423,615
UTAH MEDICAL INS ASSOCIATION	11/22/1978	1/3/1991	05	704,456	29,576
UTICA MUTUAL INS CO	2/13/1914	12/29/1959	03, 04, 06, 07	230,117	(37,704)
VALIANT INS CO	6/1/1973	11/26/1974	03, 04, 06, 07	3,486	38,560
VALLEY FORGE INS CO	4/28/1944	9/2/1957	02, 03, 04, 06, 07	1,584,580	1,308,634
VALLEY INS CO	11/10/1982	10/21/1991	03, 04, 05, 07	2,770,041	1,070,618
VANLINER INS CO	4/16/1953	9/24/1968	03, 04, 06	470,875	187,643
VEREX ASSURANCE, INC.	8/11/1961	8/16/1962	09	13	0
VESTA INS CORP	7/7/1983	5/31/1991	03, 04, 05	0	0
VICTORIA FIRE & CASUALTY CO	7/11/1983	7/1/1996	03, 05	0	0
VIGILANT INS CO	7/17/1939	9/9/1953	02, 03, 04, 06, 07	4,823,266	2,786,843
VIKING INS CO OF WISCONSIN	8/10/1971	10/11/1977	02, 05	2,790,424	945,757
VIRGINIA SURETY CO, INC.	1/7/1982	6/30/1982	02, 03, 04, 06, 07	283,242	298,371
VISION SERVICE PLAN INS CO	6/1/1987	11/15/1991	02		
VOYAGER PROPERTY AND CASUALTY INS CO	3/9/1978	10/23/1995	03, 04, 05	3,411,885	1,720,299
WARNER INS CO	6/28/1985	11/28/1986	05	0	0
WASHINGTON CASUALTY CO	6/21/1990	12/19/1994	03, 04, 05	53,471	(846,912)
WASHINGTON INTERNATIONAL INS CO	2/2/1976	1/17/1991	04, 07	12,186	1,406
WAUSAU BUSINESS INS CO	12/27/1907	11/2/1992	03, 04, 06, 07	374,387	346,389
WAUSAU UNDERWRITERS INS CO	9/27/1979	12/31/1979	02, 03, 04, 06, 07	1,589,493	1,008,148
WESCO INS CO	12/12/1962	8/16/1988	02, 03, 04, 05	221,224	21,634
WEST AMERICAN INS CO	9/6/1991	1/18/1996	03, 04, 06, 07	2,731,559	608,247
WESTCHESTER FIRE INS CO	3/14/1837	5/13/1901	02, 03, 04, 06, 07	516,619	189,783
WESTERN AGRICULTURAL INS CO	10/15/1971	8/22/1980	02, 03, 04, 05, 07	0	0
WESTERN COMMUNITY INS CO	4/4/1980	8/18/1980	02, 03, 04, 06, 07	34,770,863	9,886,551
WESTERN DIVERSIFIED CASUALTY INS CO	7/23/1969	12/15/1969	03, 04, 05, 07	(1,599)	71,994
WESTERN GENERAL INS CO	8/11/1971	9/8/2004	03, 05	0	0
WESTERN INS CO	2/4/1994	7/15/2005	07	0	0
WESTERN NATIONAL ASSURANCE CO	6/28/1957	10/15/1957	02, 03, 04, 06, 07	0	0
WESTERN PROFESSIONAL INS CO	5/8/1998	6/15/2001	03, 04, 05	0	0
WESTERN PROTECTORS INS CO	5/27/1987	12/6/1994	03, 05	831,442	663,951
WESTERN SURETY CO	7/16/1900	8/27/1958	05, 07	1,954,658	245,160
WESTERN UNITED INS CO	6/23/1987	8/7/2002	03, 05	1,548,733	1,353,861
WESTFIELD INS CO	7/12/1929	4/24/1969	03, 04, 05, 07	3,373,261	2,464,637
WESTPORT INS CORP	7/1/1977	12/12/1977	02, 03, 04, 06, 07, 99	874,891	1,459,743
WILLIAMSBURG NATIONAL INS CO	9/18/1986	5/1/1998	03, 04, 06, 07	0	0
WILSHIRE INS CO	9/6/1985	7/7/1987	02, 03, 04, 05, 07	2,323,828	2,546,595
WINDSOR INS CO	8/4/1949	2/28/1989	03, 04, 05	0	0

**Idaho Business
Property and Casualty Insurers - Active 12/31/05**

COMPANY NAME	INCORPORATION DATE	LICENSED DATE	LINES OF BUSINESS	IDAHO PREMIUMS WRITTEN	LOSSES INCURRED
WORK FIRST CASUALTY CO	2/19/1936	9/15/1987	03, 04, 05	0	0
WORKERS COMPENSATION EXCHANGE	8/1/1918	1/1/1919	06	4,886,212	4,244,864
WORKMENS AUTO INS CO	8/1/1949	6/10/1981	03, 05, 07	618,028	379,075
XL CAPITAL ASSURANCE INC.	7/25/1991	11/5/1992	07	254,392	0
XL INS AMERICA, INC.	11/10/1945	10/21/1966	03, 04, 06, 07	1,988,495	295,840
XL REINS AMERICA INC.	5/6/1929	7/25/1938	03, 04, 05, 07	0	0
XL SPECIALTY INS CO	11/14/1979	10/19/1995	03, 04, 06, 07	3,704,560	(473,703)
YORK INS CO	8/3/1955	5/14/1973	03, 04, 05	6,611	12,998
YOSEMITE INS CO	1/16/1964	1/10/1967	03, 04, 05, 07	422,746	(16,610)
ZENITH INS CO	3/2/1949	6/1/1983	03, 04, 06, 07	210,500	208,854
ZURICH AMERICAN INS CO	6/3/1998	12/31/1998	02, 03, 04, 06, 07	12,406,198	6,315,501
ZURICH AMERICAN INS CO OF ILLINOIS	10/11/1973	6/27/1985	03, 04, 06, 07	(27,155)	(5,872)

Lines of Business Key

- 01 - LIFE
- 02 - DISABILITY (EXCLUDING MANAGED CARE)
- 03 - PROPERTY
- 04 - MARINE & TRANSPORTATION
- 05 - CASUALTY (EXCLUDING WORKERS' COMPENSATION)
- 06 - CASUALTY (INCLUDING WORKERS' COMPENSATION)
- 07 - SURETY
- 08 - TITLE
- 09 - MORTGAGE GUARANTY
- 10 - WORKERS' COMPENSATION ONLY
- 21 - VARIABLE
- 23 - DISABILITY (INCLUDING MANAGED CARE)
- 24 - MANAGED CARE ONLY
- 99 - OTHER