


Idaho

Department of Insurance

2006 Annual Report



For Year Ending December 31, 2006

C.L. "Butch" Otter
Governor

William W. Deal
Director

State of Idaho
DEPARTMENT OF INSURANCE

C.L. "BUTCH" OTTER
Governor

700 West State Street, 3rd Floor
P. O. Box 83720
Boise, Idaho 83720-0043
Phone (208)334-4250
FAX (208)334-4398

WILLIAM W. DEAL
Director

November 1, 2007

Honorable C. L. "Butch" Otter
Governor, State of Idaho
Statehouse
Boise, ID 83720

Dear Governor Otter:

As Director of the Department of Insurance, I am pleased to submit to you the Idaho Department of Insurance Annual Report for the calendar year 2006, as required by Section 41-216, Idaho Code. The statistics in this report are compiled from the December 31, 2006 annual statements filed with the department by insurance companies licensed in Idaho.

By fairly enforcing the insurance laws of Idaho, the Department of Insurance continues a long tradition of protecting consumers while providing a competitive environment for companies doing business in our state. I wish to acknowledge and thank the department's knowledgeable, dedicated and professional staff who provide superior service for the citizens of Idaho.

Thank you, Governor, for your continued support of our department.

Respectfully submitted,



William W. Deal
Director

Table of Contents

Administration	1
Department Main and Regional Office Addresses and Phone Numbers	1
Department of Insurance Directors	2
Organizational Chart	3
Summary of Legislative Changes Enacted in 2006	4
Rules Adopted	6
Bulletins Issued	6
Summary of Administrative Actions	7
Litigation Pending	7
Department Fund Sources	8
Department Fund Applications	9
Schedule of Receipts and Disbursements	10
Consumer Services	15
Consumer Affairs	15
Producer Licensing	16
Continuing Education	16
SHIBA Program	17
Investigation and Insurance Fraud	18
State Fire Marshal	19
Company Activities	21
Company Examinations and Admissions	21
Summary of Premium Tax Collection	26
Rates and Forms	30
Summary of Annual Statements	31
Idaho Experience and Market Share of Top 20 Stock and Mutual Companies by Line of Business - 2006	33
Summary of Financial Condition as of December 31, 2006	59
Summary of Business in Idaho for Calendar Year 2006	96
Lines of Business Key	129

Administration

Department of Insurance Mission Statement

*The mission of the
Department of Insurance is
to equitably, effectively
and efficiently administer
the Idaho Insurance Code
and the International Fire
Code.*

Main Office:

700 W. State Street
P. O. Box 83720
Boise, ID 83720-0043
Phone: 208-334-4250
Fax Numbers:
DOI: 208-334-4398
SHIBA: 208-334-4389
Fire Marshal: 208-334-4375

Regional Offices:

SHIBA Regional Office
1445 Filmore, Suite 1104
Twin Falls, ID 83301
1-800-488-5731 (208-736-4713)
Fax: 208-736-4714

Fire Marshal Regional Office
1820 E. 17th Street, Suite 220
Idaho Falls, ID 83404
Fire Prevention: 208-525-7022
Fax: 208-525-7066
Fire Investigation: 208-525-7209

Consumer Affairs/SHIBA Regional Office
353 North 4th, Suite 200
Pocatello, ID 83201
Consumer Affairs: 208-236-6411
SHIBA: 1-800-488-5764 (208-236-6044)
Investigations: 208-236-6390
Fax: 208-236-6351

Fire Marshal Regional Office
Moscow, ID 83843
Fire Prevention/Investigation: 208-882-2368
Fax: 208-882-5419

Consumer Affairs/SHIBA/Fire Marshal Regional Office
2005 Ironwood Parkway, Suite 143
Coeur d'Alene, ID 83814
Consumer Affairs: 208-666-6850
Fire Marshal (investigation): 208-769-1447
SHIBA: 1-800-488-5725 (208-666-6847)
Fax: 208-666-6767

Consumer Assistance Helpline
1-800-721-3272

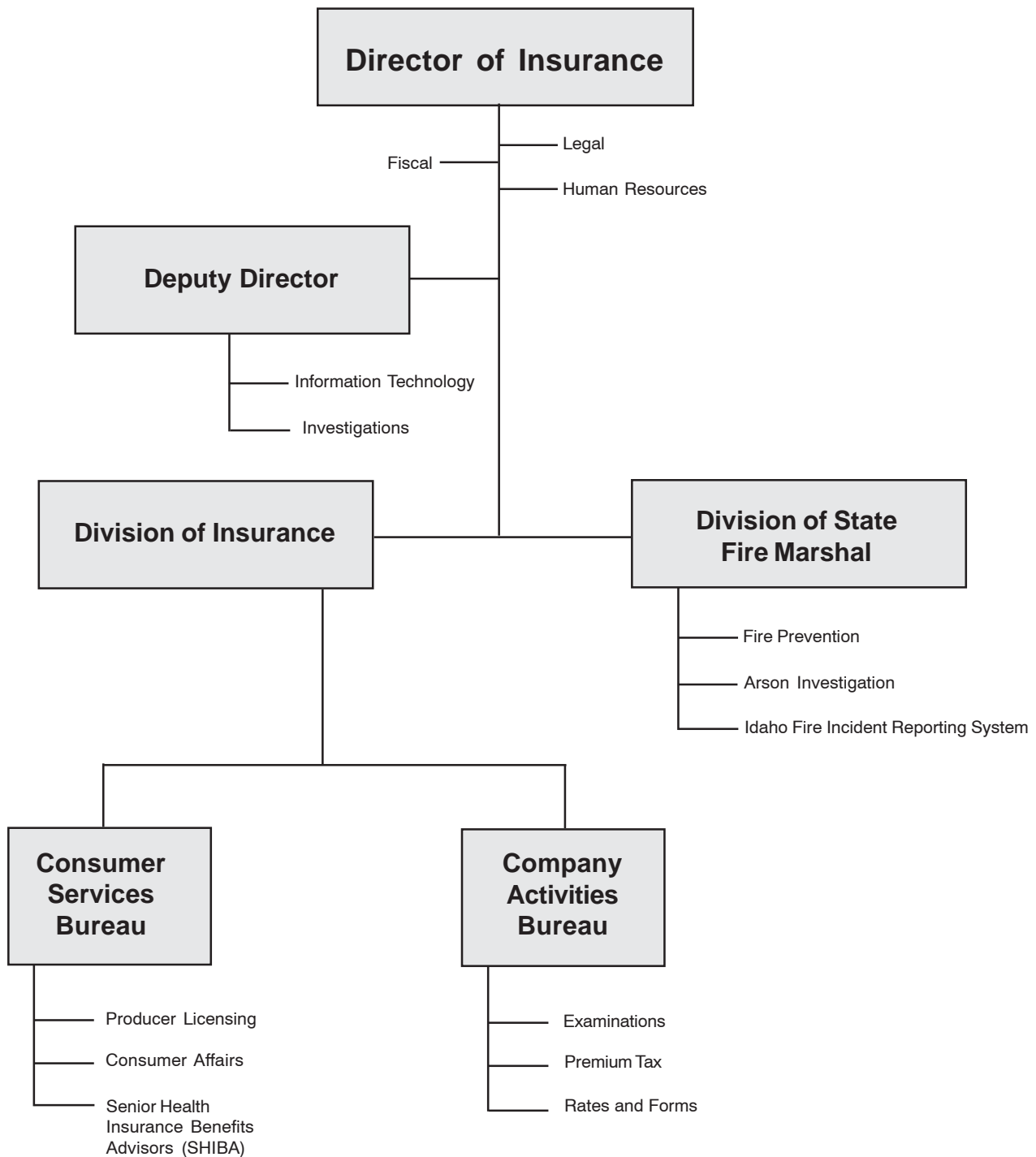
Senior Health Insurance (SHIBA) Helpline
1-800-247-4422

Website: <http://www.doi.idaho.gov>

Department Of Insurance Directors

<u>Director</u>	<u>Term of Office</u>
Lucius C. Rice	1900
P. M. Davis	1901-1902
John H. Myer	1903-1904
Edward L. Ligget	1904-1905
C. D. Goaslind	1906-1909
I. C. Hattabaugh	1910-1911
E. F. Van Valkenburg	1912-1913
George F. Steele	1914-1916
W. R. Hyatt	1917-1918
Howard J. Brace	1919-1922
D. C. Neifert	1923-1929
W. H. Bakes	1930-1937
T. M. Walrath	1938-1940
Joel Jenifer	1941-1942
Howard Cullimore	1943-1944
Edward B. McMonigle	1945-1947
James Hubbard	1948-1950
Leo O'Connell	1951-1967
John R. Blaine	1967-1972
Robert Hay	1972-1973
Monroe C. Gollaher	1974-1980
Trent M. Woods	1980-1984
Wayne L. Soward	1984-1987
Anthony J. Fagiano	1987-1991
George J. Neumayer	1991
Harry C. Walrath	1991-1994
James M. Alcorn	1994-1995
John Michael Brassey	1995
James M. Alcorn	1995-1998
Mary L. Hartung	1998-2004
Gary L. Smith	2004-2006
Shad Priest	2006
William W. Deal	2007

Organizational Chart



The Department of Insurance is an Equal Opportunity Employer

Summary of Legislative Changes Enacted in 2006 Impacting the Department of Insurance or the Insurance Industry

Department of Insurance Legislation

The following is a brief summary of insurance-related legislation that was enacted during the 2006 legislative session. It does not provide a complete or detailed analysis of the new laws, but is intended simply to alert readers to changes made in Idaho's insurance laws. Persons interested in a particular bill should review the bill in its entirety at the Idaho Legislature's webpage: <http://www.legislature.idaho.gov/>. Unless otherwise indicated, the effective date of each law is July 1, 2006.

House Bill 433: Adds to and amends existing law to clarify that compensation paid to the Board of Trustees of the Idaho Petroleum Clean Water Trust Fund is an honorarium.

House Bill 446: Amends Section 41-2841 to permit payment of a commission or promotion expense in connection with the issuance of a surplus loan, if approved by the Director.

House Bill 447: Amends sections 41-721 and 41-722 to increase the limitation on the loan to value ratio for commercial loans from 75% to 80%.

House Bill 448: Amends Chapter 7 of Title 41 to allow domestic insurers to invest in securities issued by companies domiciled in foreign countries.

House Bill 462: Amends 41-2515 to lower the age of eligibility from 65 to 55 for the discount in auto insurance rates based on completing a motor vehicle accident prevention course.

House Bill 522: Amends 41-2908 to provide that a corporation or other legal entity that is a subscriber in a reciprocal insurer that transacts only workers compensation insurance will be considered as one subscriber regardless of the number of wholly owned subsidiaries.

House Bill 585: Adds to and amends existing law to clarify and consolidate requirements for notice and right to hearing for actions involving licenses and certificates of authority issued by the Department.

House Bill 586: Amends 41-913 to extend the deadline for renewing an insurance administrator registration (TPA license) to Dec. 31 to coincide with the expiration date of the registration, change registration renewals from annual to every two years, and revise penalties for late renewals of registrations.

House Bill 652: Amends 41-603 to allow good will, trade names and other intangible assets to be allowed as assets in determination of the financial condition of an insurer as permitted by NAIC accounting practices and procedures.

House Bill 655aaS: Amends 41-2223, 41-4707 and 41-5207 to permit health insurance carriers to discontinue offering a particular health benefit plan in this state if the product has been in use for at least 36 consecutive months, the discontinuation will not affect more than 20% of the insurer's total covered lives in a 12 month period, and certain notice requirements are met.

House Bill 722: Amends 41-1314 to permit life, property or casualty insurers, or producers for such insurers, to offer to customers and prospective customers items having an aggregate value of \$50 or less as inducements for the purchase of insurance.

House Bill 753aa: Amends 41-1842 and 41-2401 to permit cancellation of a standard fire policy for failure to pay premium upon at least 10 days notice, and to provide that for cancellation notices sent by mail for standard fire policies or commercial policies the 10 day notification period will begin to run five days following the date of the postmark.

House Bill 822: Amends Chapter 40, Title 41, to add a number of new requirements for self-funded employer health plans, especially multiple employer self-funded health plans, including requirements for reserves and surplus and quarterly financial reporting.

House Bill H825: Creates a new Chapter 41, Title 41, setting forth registration and financial requirements applicable to multiple employer self funded health plans made up of governmental entities and created pursuant to a joint powers agreement.

Senate Bill 1423a: Adds to and amends existing law to set forth restrictions on use by employers and insurers of information obtained by genetic testing. Amends 41-1313 to prohibit discrimination based on genetic information in issuing or rating a disability insurance policy or health benefit plan.

Rules Adopted

<u>Rule No.</u>	<u>Name</u>
Rule 9 IDAPA 18.01.09	Senior Consumer Protection in Annuity Transactions <i>Effective 4-11-06</i>
Rule 10 IDAPA 18.01.10	Producers Handling of Fiduciary Funds <i>Effective 4-11-06</i>
Rule 18 IDAPA 18.01.18	Open Lines For Export - Surplus Lines <i>Effective 4-11-06</i>
Rule 54 IDAPA 18.01.54	Rule to Implement the NAIC Medicare Supplement Insurance Minimum Standards Model Act <i>Effective 4-11-06</i>
Rule 73 IDAPA 18.01.73	Rule to Implement the Individual Health Insurance Availability Act Plan Design <i>Effective 4-11-06</i>

Bulletins Issued

<u>Bulletin No.</u>	<u>Subject</u>
06-7	Notice Regarding Inflation Protection Requirements for Long-Term Care Partnership Policies <i>December 22, 2006</i>
06-6 Issuer	Idaho Long-Term Care Insurance Partnership Program - Required Policy Notice and Certification Form <i>November 6, 2006</i>
06-5	Producer Training for Sale of Policies Qualifying for the Idaho Long-Term Care Insurance Partnership Program <i>November 6, 2006</i>
06-4	Eligible Surplus Lines Insurers <i>November 1, 2006</i> <i>(Rescinds Bulletin 05-6)</i>
06-3	Rate of Interest on Deferred Payment of Cash Surrendered Benefits, Effective July 1, 2006 <i>July 1, 2006</i> <i>(Rescinds Bulletin 05-1)</i>
06-2	Use of Revised Accounting Practices and Procedures Manual of the NAIC <i>May 22, 2006</i>
06-1	NCCI 2006 Idaho Rate Filing <i>March 28, 2006</i> <i>(Supersedes and Rescinds Bulletin 05-5)</i>

Summary of Administrative Actions

Producers (Agents)

Licenses Revoked	12
Licenses Denied	2
Orders with Administrative Penalties	5

Companies

Certificate of Authority Revoked	1
Certificate of Authority Suspended	7
Orders Approving Non-Renewal	3
Orders with Administrative Penalty	1
Orders – Other	7
Market Conduct	0
Workers' Compensation Rate Deviation	12

Litigation Pending

Domestic Receiverships (Note: Some of these receiverships also have additional pending litigation)

State of Idaho, ex rel. Gary L. Smith, Department of Insurance v. Old Standard Life Insurance Co., Case No. CV OC 0401574D

State of Idaho, Department of Insurance v. ePEO Link, Inc., Case No. CV OC 0401454D

In the Matter of the Liquidation of the Universe Life Insurance Company, Case No. CV OC 96 01126D

State of Idaho, ex rel. Smith, Director of the Idaho Department of Insurance v. Twin Falls Mutual Insurance Company, CV OC 0501668D

Ancillary Receiverships

State of Idaho, Department of Insurance v. Mission Insurance Company Trust, Case No. 88616

State of Idaho, Department of Insurance v. Fremont Indemnity, Case No. OC 03 09839D

State of Idaho v. Commercial Compensation Casualty Company, Case No. OC 03 03337D

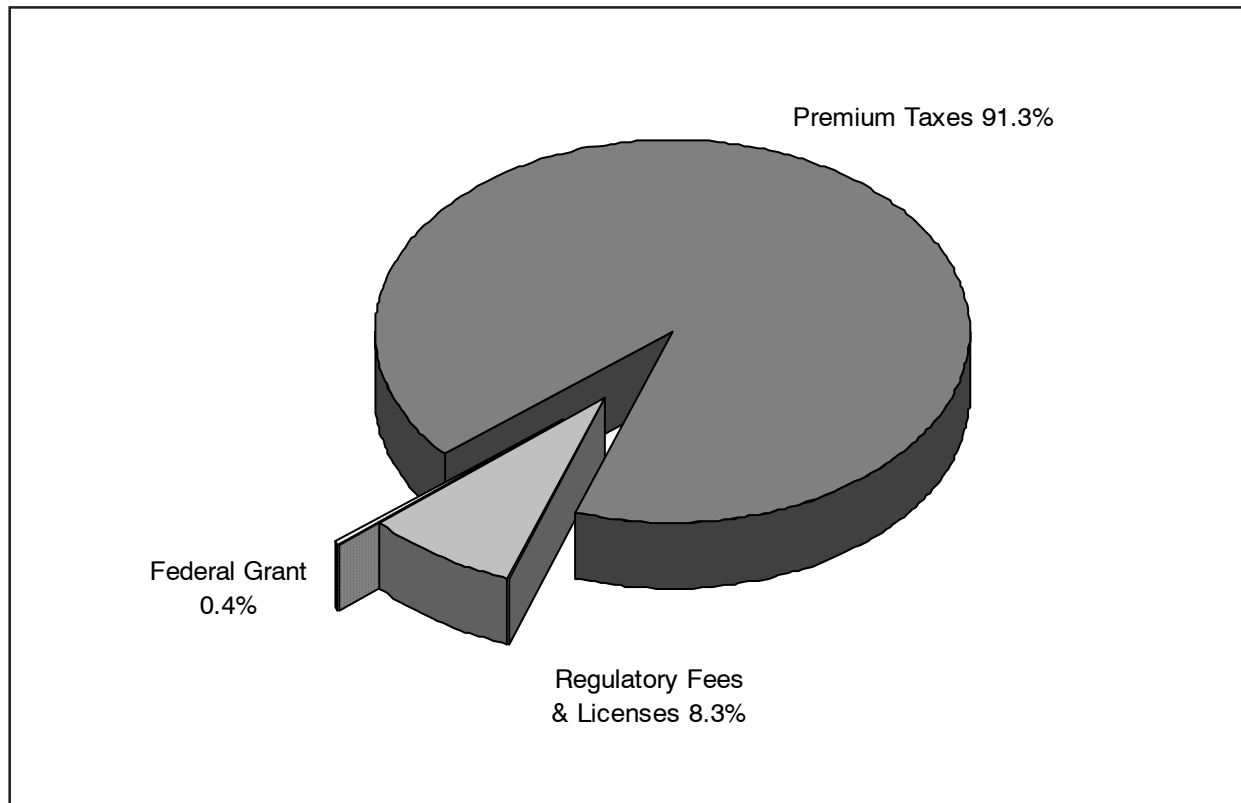
State of Idaho, Department of Insurance v. PHICO Insurance Company, Case No. CV OC 04 03786D

State of Idaho, ex rel. Gary L. Smith, Director of the Idaho Department of Insurance v. The Home Insurance Company, Case No. CV OC 0501668D

Actions in Idaho State Court

Employers Resource Management v. State of Idaho, Department of Insurance; Appeal from Administrative Action, Case No. CV OC 030558D (Fourth District); Idaho Supreme Court Docket No. 30837

Department Fund Sources*
For the Fiscal Year Ended June 30, 2007

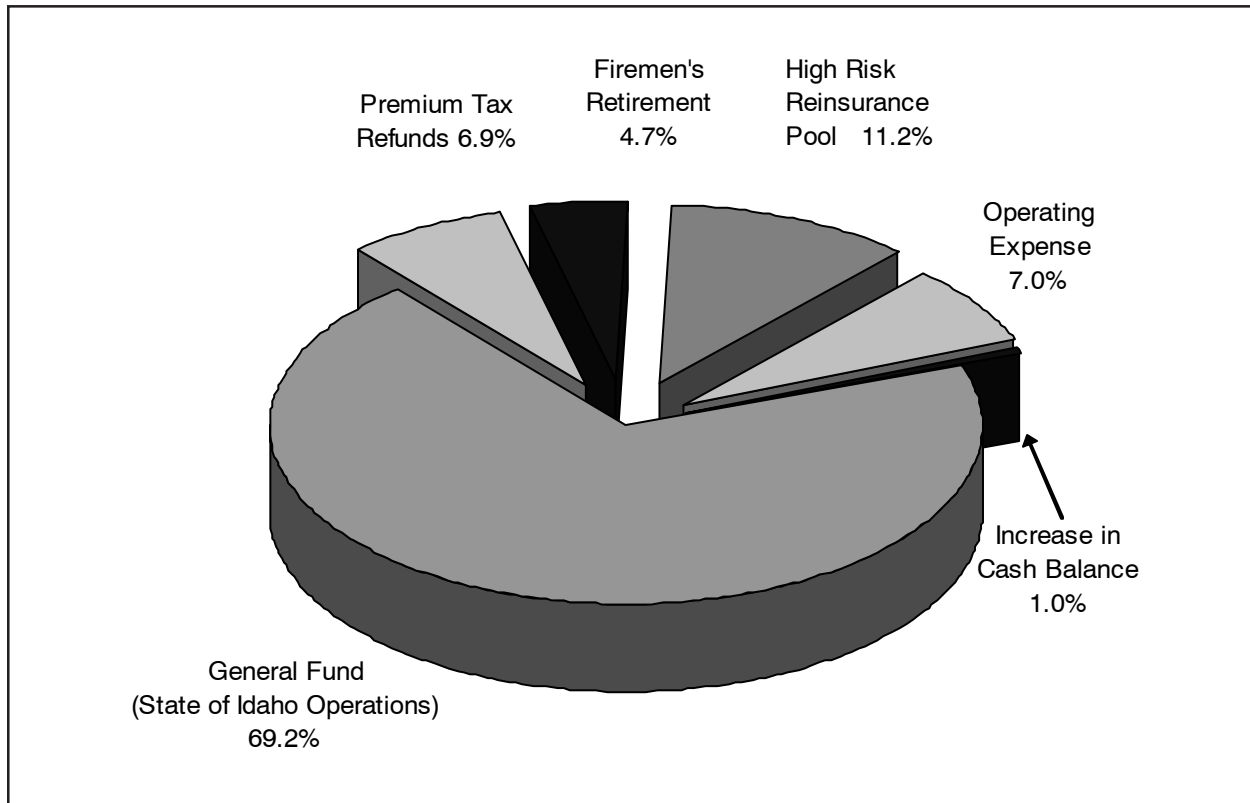


Premium Taxes, Fines & Penalties	\$ 79,471,900
Regulatory Fees & Licenses & Interest	7,275,100
Federal Grant	336,600
Total	\$ <u>87,083,600</u>

Department receipts totaled over \$87 million in FY 07. Taxes on insurance premiums constituted the largest portion (91.3%) of these receipts, amounting to \$79 million. Regulatory fees and licenses of \$7.2 million and federal grant funds of \$.3 million accounted for the remainder of the FY07 receipts. Although premium taxes represent the department's largest single source of receipts, these dollars are not utilized to finance department operations. The majority of premium tax proceeds are distributed to the General Fund to finance other state programs. The balance of the premium tax proceeds are distributed to the Premium Tax Refund Fund, the Firemen's Retirement Program, the High Risk Reinsurance Pool and the Access Card Program.

*Includes the following funds: Insurance Administrative; Arson, Fire, Insurance Solvency, and Fraud Prevention; and Federal Grant.

Department Fund Applications*
For the Fiscal Year Ended June 30, 2007



General Fund	\$ 60,545,500
Premium Tax Refunds	6,213,100
Firemen's Retirement (PERSI)	3,827,800
High Risk Reinsurance Pool/Other	9,756,900
Department Operating Expenses	6,328,300
Increase in Cash Balance*	<u>412,000</u>
Total	<u>\$ 87,083,600</u>

In FY 07, distributions to the General Fund totaled more than \$60.5 million, while distributions to the Premium Tax Refund, Firemen's Retirement Program and High Risk ReInsurance Pool were \$6.2 million, \$3.8 million and \$9.8 million, respectively. The department's operations are funded by regulatory fees, licenses and other miscellaneous revenue sources. In FY 07 the department expended \$6.4 million, or 7.0% of its total receipts, to fund department program operations.

* Combined cash increase for the Insurance Administrative Fund; Fire and Fraud Fund; and the Federal Grant Fund.

Schedule of Receipts and Disbursements
For the Fiscal Year Ended June 30, 2007

Insurance Administrative Fund

Free Fund Balance, July 1, 2006		\$ 8,216,300
Encumbrances as of July 1, 2006		<u>213,100</u>
Total Free Fund Balance, July 1, 2006		<u>8,429,400</u>
Receipts:		
Premium Taxes	\$ 79,415,500	
Licenses, Permits and Fees	6,151,000	
Fines & Penalties	56,400	
Other Revenue	15,000	
Transfer in from 0348	-	
Total Receipts	<u>-</u>	<u>85,637,900</u>
Total Cash Available		<u>94,067,300</u>
Disbursements		
Personnel Costs	3,147,800	
Communication Services	90,500	
Employee Development	28,000	
Other Services (Clerical)	88,900	
Professional Services	1,173,900	
Repairs & Maintenance	9,800	
Administrative Services	54,600	
Data Processing Services	4,400	
Employee Travel Costs	77,700	
Supplies	34,900	
Insurance	1,600	
Rental & Operating Leases	261,500	
Misc Expend (Investigative; Governmental Overhead)	47,200	
Capital Outlay	110,900	
Total Disbursements	<u>-</u>	<u>(5,131,700)</u>
Prior Period Expenditures as of June 30, 2007		210,000
Encumbrances as of June 30, 2007		3,100
Transfers Out:		
General Fund	60,545,500	
Refund Fund	6,213,100	
Firemen's Retirement (PERSI)	3,827,800	
Insurance Insolvency Fund	200	
Other/High Risk Reinsurance Pool	9,756,900	
Total Transfers Out	<u>-</u>	<u>(80,343,500)</u>
Free Fund Balance, June 30, 2007		<u>\$ 8,379,000</u>

Schedule of Receipts and Disbursements
For the Fiscal Year Ended June 30, 2007

Arson, Fraud Prevention Fund

Free Fund Balance, July 1, 2006		\$	1,504,000
Encumbrances as of July 1, 2006			<u>2,100</u>
Total Free Fund Balance, July 1, 2006			<u>1,506,100</u>
Receipts			
Licenses, Permits and Fees	\$	1,034,900	
Interest Income		64,000	
Other Revenue		<u>10,200</u>	
Total Receipts			<u>1,109,100</u>
Total Cash Available			2,615,200
Disbursements			
Personnel Costs		595,400	
Communication Services		15,800	
Employee Development		15,100	
Technical Services		136,100	
Repairs & Maintenance		1,500	
Administrative Services		4,600	
Employee Travel Costs		18,300	
Supplies		4,000	
Insurance		500	
Rental & Operations		30,800	
Miscellaneous Expenditures		28,000	
Capital Outlay		83,800	
Total Disbursements			<u>(933,900)</u>
Prior Period Expenditures as of June 30, 2007			2,100
Encumbrances as of June 30, 2007			<u>-</u>
Free Fund Balance, June 30, 2007		\$	<u><u>1,679,200</u></u>

Federal Grant Fund

Free Fund Balance, July 1, 2006		\$	7,300
Encumbrances as of July 1, 2006			<u>-</u>
Total Free Fund Balance, July 1, 2006			<u>7,300</u>
Receipts			
Federal Grants	\$	<u>250,900</u>	
Total Receipts			250,900
Advances Received			<u>-</u>
Total Cash Available			258,200
Transfers out to:	Insurance Administrative fund 0229-10		-
Disbursements			
Personnel Costs		136,800	
Operating Expenses		112,700	
Sub Grantee Payments		7,800	
Capital Outlay		-	
Total Disbursements			<u>(257,300)</u>
Encumbrances as of June 30, 2007			<u>-</u>
Free Fund Balance, June 30, 2007		\$	<u><u>900</u></u>

Schedule of Receipts and Disbursements
For the Fiscal Year Ended June 30, 2007

Insurance Refund Fund		
Free Fund Balance, July 1, 2006		\$ 40,000
Transfers in from Insurance Administrative Fund		<u>6,213,100</u>
Total Cash Available		<u>6,253,100</u>
Disbursements		
Refunds of Premium Tax Overpayments	\$ <u>6,205,800</u>	
Total Disbursements		(6,205,800)
Transfers Out		
General Fund	<u>7,300</u>	
Total Transfers Out		<u>(7,300)</u>
Free Fund Balance, June 30, 2007		<u>\$ 40,000</u>

Insurance Insolvency Fund		
Free Fund Balance, July 1, 2006		\$ 100,000
Receipts		-
Transfers In (Reduction in General Fund Transfer)		<u>200</u>
Total Cash Available		100,200
Disbursements		
Personnel Cost	200	
Supplies	-	
Communication Services	-	
Miscellaneous Expenditures		
Professional Services	-	
Employee Travel Costs		
Total Disbursements	<u> </u>	<u>(200)</u>
Free Fund Balance, June 30, 2007		<u>\$ 100,000</u>

Schedule of Receipts and Disbursements
For the Fiscal Year Ended June 30, 2007

Liquidation Trust Fund		
Free Fund Balance, July 1, 2006		\$ 3,288,000
Receipts		
Interest & Other Investment Income	454,200	
Sale of Services, Goods & Property	-	
Receipts to Trust	<u>497,300</u>	
		951,500
Transfers in from		-
Total Receipts and Transfers-In		<u>-</u>
Total Cash Available		4,239,500
Disbursements		
Operating Expense	139,200	
Transfers Out		
Investment Purchase - Universe Insurance	1,500,000	
Account Liquidation	<u>1,117,800</u>	
Total Disbursements and Transfers Out		<u>(2,757,000)</u>
Free Fund Balance, June 30, 2007		<u><u>\$ 1,482,500</u></u>

Schedule of Assets and Fund Equity
June 30, 2007

Liquidation Trust Fund		
ASSETS		
Cash in State Treasury		\$ 1,482,500
Investments Held in Trust		<u>1,117,800</u>
Total Assets		<u><u>\$ 2,600,300</u></u>
FUND EQUITY		
Undesignated Fund Equity		<u>\$ 1,482,500</u>
Total Fund Equity		<u><u>\$ 1,482,500</u></u>

Consumer Services

The Consumer Services Bureau consists of three sections: Consumer Affairs, Senior Health Insurance Benefits Advisors (SHIBA), and Producer Licensing. The sections work together to protect the public's interest and to make sure all participants (companies, producers and consumers) are in compliance with the laws and rules that regulate the insurance business in Idaho.

Consumer Affairs

The Consumer Affairs Section is generally the department's primary contact with the public. It assists Idaho residents in a number of ways, including analyzing consumer, company and producer complaints and problems relating to all facets of the insurance industry to determine if a violation of Idaho Code or contract provisions has occurred; providing assistance to consumers, companies, producers and legal representatives in the form of technical assistance on claims procedures, underwriting, insurance laws and rules; reviewing insurance contracts, policies and related documents to assure compliance with Idaho insurance laws and rules; conducting investigations concerning alleged violations of insurance laws and evaluating the merit of the complaint/inquiry and recommending a course of action to department staff; and providing technical expertise for the market conduct examination of domestic and foreign insurers by providing market conduct support in the field as well as from the department offices.

Consumers can contact a Consumer Affairs Officer by telephone, toll-free Consumer Assistance Helpline, mail, fax, the internet or by visiting any one of the department's offices around the state in Boise, Coeur d'Alene and Pocatello as listed on page 1.

Highlights for Year 2006

◆ Written complaints received from consumers	973
◆ Written complaints closed	983
◆ Walk-in inquiries from consumers	157
◆ Telephone inquiries from consumers	8,151
◆ Funds recovered for the public	\$3,173,081

Producer Licensing

The Producer Licensing Section processes and reviews license applications, examines qualifications of applicants and issues and renews licenses for over 40,000 producers, both residents and non-residents.

The department has continued to seek out new administrative efficiencies by utilizing electronic capabilities available to us. In 2002, the Licensing Section began receiving producer license renewals online and the department is presently processing 90% of all renewals electronically. Electronic processing completely eliminates any hands-on labor for the department as well as giving the producers immediate license renewal online.

Approximately 95% of all appointments are now processed electronically. This has taken one of the more labor-intensive tasks and reduced it to almost zero. Eventually, all appointments will be processed by electronic means.

The department anticipates the number of new licensees will continue to rise. As more applicants and licensees take advantage of electronic processes we will be able to maintain our current level of efficient and effective service. As of December 2006, the department has over 50,000 licensed insurance producers.

The department began accepting online electronic applications through the National Insurance Producers Registry (NIPR) in 2005, and in 2006 over 60% of all applications were processed electronically.

Initiatives in the coming year include installation of a new licensing data collection system and plans are being made to go paperless in the near future. Both initiatives should improve our ability to process licenses efficiently and issue them within a one-day turnaround. Our ability to extract statistical information from the system should be enhanced tremendously.

Continuing Education

The Continuing Education (CE) Rule IDAPA 18.01.53, modified January 1, 2004, requires resident insurance producers to obtain 24 credit hours of continuing education within each 2-year licensing period. At least 3 of the 24 hours must be insurance law and/or ethics.

Appointed members of the CE Advisory Committee meet monthly to review course applications from associations, schools and vendors. This review process helps to ensure quality courses are available to Idaho producers. An increasing number of applications are received each month on NAIC reciprocity forms. These courses have been approved in the vendor's home state and must be accepted in Idaho without further review.

Resident producers carrying life, health, property or casualty lines are required to comply with the CE rule. Nonresident producers, limited lines producers and independent adjusters are exempt.

Highlights for Year 2006

◆ License applications received	15,139
◆ Licenses issued	14,639
◆ Total licensees at year end	55,870
◆ CE applications approved	2,255

SHIBA Program (Senior Health Insurance Benefits Advisors)

The Senior Health Insurance Benefits Advisors (SHIBA) Program is a free information, counseling and assistance program for Medicare beneficiaries who have questions or problems about health insurance issues such as Medicare, Medicare supplement insurance, Medicare health plans and long-term care insurance.

The SHIBA staff, advocates and volunteer counselors focus on educating Medicare beneficiaries and senior service providers about rights and protections for people with Medicare, Medicare program updates, coordination of benefits, understanding Medigap, Medicare health plan options and long-term care issues. SHIBA assisted thousands of Medicare beneficiaries through statewide presentations and disseminating information at senior centers and to service providers and various community groups, attendance at conferences and health fairs and one-on-one counseling sessions.

Emerging issues impacting Medicare consumers include the new private fee-for-service plans, how to choose a prescription drug plan and ongoing changes to the Medicare program. SHIBA staff continues to reach out to people with Medicare and their caregivers on these important healthcare issues.

Highlights for Year 2006

◆ Volunteer counseling hours	5,702
◆ One-on-one contacts in person	17,423
◆ People reached through community, educational and media presentations	949,318
◆ Calls for the year	22,282
◆ Savings to Medicare beneficiaries	\$353,587

Investigation and Insurance Fraud

The mission of the Investigations Section is two-fold: first, to protect Idaho's insurance consumers from dishonest individuals conducting the business of insurance and, second, to investigate allegations of individuals filing fraudulent insurance claims against insurance companies.

Whatever its form, insurance fraud is a crime that impacts everyone by increasing the cost of insurance premiums and related goods and services. When allowed to go unchecked, it has been demonstrated that insurance fraud has had a severe negative effect on the economy as a whole.

The unit conducts criminal and administrative investigations throughout the state and in doing so works closely with the public, the insurance industry and law enforcement. The Investigations Section not only investigates and refers cases for criminal and administrative legal action, but also serves as an education resource to the insurance industry and law enforcement in preventing and recognizing insurance fraud. The public has also been educated on the dangers of insurance fraud through media presentations and the distribution of brochures and pamphlets.

The Investigations Section is dedicated to detecting, preventing, neutralizing and eliminating insurance fraud and ensuring the state of Idaho protects all those affected by these costly white collar crimes.

Highlights for Year 2006

◆ Opened cases	214
◆ Closed cases	83
◆ Referred cases for criminal and administrative action	15
◆ Criminal and administrative convictions obtained	7
◆ Fiscal impact of cases handled	\$1,398,136*

* Estimated loss amount reported by the insurance industry. Numerous referrals were received wherein the loss amount was not reported by the insurers.

State Fire Marshal

The staff of the State Fire Marshal's Office works with fire departments across the state. They provide assistance with fire code interpretation, application and enforcement. They are also responsible for reviewing plans for all state-owned or maintained buildings for compliance with fire and life safety codes. If requested by local fire departments, the staff can also assist with local building plan reviews and inspections. The staff conducts training sessions on the adopted fire code, incident reporting procedures and fire investigations.

The State Fire Marshal has the statutory responsibility of being the chief arson investigation officer for the state of Idaho. He and his six deputies work with local authorities when requested on the investigation of fires and explosions in Idaho.

The State Fire Marshal's Office also licenses the fire sprinkler contractors who work in Idaho, trains and certifies state fire inspectors and licenses persons and businesses that import or wholesale fireworks in Idaho. The office also maintains a recordkeeping system that includes data submitted from fire agencies that cover approximately 95% of the population of Idaho. They are committed to FIGHTING FIRE WITH FACTS.

Mission Statement

The State Fire Marshal's Office participates in and coordinates an integrated statewide system designed to protect human life from fire and explosions through fire prevention and the investigation of fires. The program involves fire prevention activities, fire/arson and investigations and the operation of various statistical systems, including the Idaho Fire Incident Reporting System (IFIRS).

Highlights for Year 2006

◆ Total fires reported in Idaho	7,272
◆ Number of residential fires	1,109
◆ Total estimated dollar loss reported	\$50 million
◆ Civilian fatalities reported	26
◆ Firefighter fatalities	0

Idaho Code Section 41-254 requires that the state fire marshal make an annual report to the governor and the legislature by the 15th of July each year. The detailed annual report can be found by going to the State Fire Marshal website (www.doi.idaho.gov/sfm/firemars.aspx).

Company Activities

The Company Activities Bureau consists of three sections: Examinations, Premium Tax and Rates and Forms. Although each section has a separate function, all work in close association on some issues.

Examinations

The Examinations Section monitors the financial condition of all insurance entities conducting business in the state of Idaho to assure that each complies with Idaho law and that the financial obligations of the company to its policyholders will be met. Regulated insurance entities include domestic and foreign stock and mutual insurers, fraternal benefit societies, managed care organizations (MCOs), self-funded healthcare plans, risk retention and purchasing groups, and rating organizations. Additionally, the Examinations Section includes a Senior Financial Examiner who regulates the title industry in Idaho.

Major functions of this section include:

- Initial licensing or authorization of insurers to transact business in the state via the granting of a certificate of authority. The admission process is completed in an effective and timely manner in order to admit financially sound insurers and other related entities that will offer quality insurance products and services to Idaho residents.
- Financial analysis and review of company financial reports to determine the company's compliance with all Idaho Code requirements, financial solvency and ability to meet its contractual obligations to policyholders. This area reviews annual statements, quarterly statements, audited financial statements and other filings made by an insurer. The section focuses primarily on the solvency of Idaho domestic insurers but also monitors foreign companies licensed in Idaho and performs reviews of foreign companies on an as-needed basis.
- Examination of the financial and market conduct condition of Idaho domestic insurers to ensure that they are operating in accordance with Idaho insurance laws and rules and the Statutory Accounting Practices and Procedures Manual. Examinations are prescribed by law to be conducted at least every five years but may be undertaken more frequently if the director deems necessary.
- Regulation of all aspects of title agencies operating in Idaho. This includes title agent licensing, contract examiner oversight, routine examinations of title agent operations and title plants, review of three-year escrow audits, handling consumer and industry complaints, enforcing compliance with Idaho Code and IDAPA rules, reviewing escrow rate filings and reviewing insurer title insurance rates and forms as required.

Company Examinations and Admissions

Companies Admitted/Listed/Registered in 2006

<u>Type</u>	<u>License #</u>	<u>Company Name</u>	<u>Domicile State</u>
RR	3729	American Builders Insurance Company Risk Retention Group, Inc.	MT
LI	3697	American Community Mutual Insurance Company	MI
RR	3738	American Excess Insurance Exchange, Risk Retention Group	VT
CA	3731	American Farmland Trust	DC
SL	3695	American Modern Surplus Lines Insurance Company	OH
PG	3726	American Specialty Sports & Entertainment Purchasing Group	IN
CA	3706	Andrews University	MI
PG	3743	AON Realty Purchasing Group	MN
CA	3732	Arizona State University Foundation	AZ
RR	3721	Asset Protection Program Risk Retention Group, Inc.	SC
PC	3687	AutoOne Insurance Company	NY
LI	3694	Bankers Reserve Life Insurance Company of Wisconsin	WI
CA	3742	Baptist Foundation of Texas	TX
PC	3748	Bond Safeguard Insurance Company	IL
RR	3688	Care Risk Retention Group, Inc.	DC
SL	3686	Catlin Insurance Company (UK) LTD.	OT
CA	3733	Children's Home Society of Idaho	ID
PG	3703	Construction Professionals' Risk Purchasing Group, LTD	NJ
CA	3689	Consumers Union of United States, Inc.	NY
PC	3740	Eagle West Insurance Company	CA
SL	3693	Endurance American Specialty Insurance Company	DE
PC	3763	Euler Hermes American Credit Indemnity Company	MD
LI	3745	Express Scripts Insurance Company	AZ
CA	3683	FCNL Education Fund	DC
SL	3698	Founders Insurance Company	IL
SL	3696	Golden Bear Insurance Company	CA
PC	3704	Gramercy Insurance Company	TX
PC	3751	Great Northwest Insurance Company	IN
SL	3674	HCC Specialty Insurance Company	OK
SL	3718	Health Care Indemnity, Inc.	OH
PG	3702	HRMA Purchasing Group, Inc.	TX
PC	3673	HSBC Insurance Company of Delaware	DE
SF	3754	Independent School District of Boise City Employee Dental Benefit Plan Trust	ID
PG	3716	Inflatable Industry Purchasing Group, Inc.	DE
CA	3734	International Planned Parenthood Federation/Western Hemisphere Region Inc.	NY
RR	3739	Jamestown Insurance Company, A Risk Retention Group	SC
CA	3708	Jews for Jesus	CA
CA	3705	Judicial Watch, Inc.	DC
CA	3746	Kansas State University Foundation	KS
CA	3682	Lambda Legal Defense and Education Fund, Inc.	NY
SL	3747	Lancashire Insurance Company (UK) Limited	OT
SL	3735	Lancashire Insurance Company Limited	OT
PG	3727	Lawyer's Protector Plan Purchasing Group	DC
CA	3730	League of Women Voters Education Fund	DC
LI	3725	Life of the South Insurance Company	GA

Companies Admitted/Listed/Registered in 2006

<u>Type</u>	<u>License #</u>	<u>Company Name</u>	<u>Domicile State</u>
CA	3677	Loma Linda University	CA
PG	3711	Marquee Hospitality Group	WA
PC	3709	MEMIC Indemnity Company	NH
PC	3684	Mid-Continent Casualty Company	OK
PC	3685	Mid-Continent Insurance Company	OK
PC	3741	Monterey Insurance Company	CA
PG	3728	National Horsemen's Benevolent And Protective Association RPG, Inc.	DE
RR	3720	Nationweld Risk Retention Group, Inc.	DC
PG	3681	Nationwide Exclusive Agent Risk Purchasing Group, LLC	OH
CA	3752	New York Province of the Society of Jesus	NY
PC	3678	Northwest Physicians Insurance Company	OR
MCO	3699	PacificSource Health Plans	OR
PG	3753	Paramount Real Estate Group, Inc.	DE
PG	3722	Physicians Purchasing Group, Inc.	TX
RC	3717	Quadrant Indemnity Company	CT
CA	3691	Quiet Hour, Inc. (The)	CA
CA	3736	Raymond James Charitable Endowment Fund	FL
CA	3723	Renaissance Charitable Foundation Inc.	IN
PC	3724	Riverport Insurance Company	MN
RR	3692	Scaffold Industry Insurance Company Risk Retention Group, Inc.	DC
SF	3707	Snake River Sugar Company Member Benefit Plan (The)	ID
PC	3679	State Automobile Mutual Insurance Company	OH
PG	3710	Terrace Insurance Group	WA
SL	3744	United Specialty Insurance Company	DE
PG	3676	United States Aircraft, Pilots & Mechanics Association, Inc.	UT
PC	3701	Universal Underwriters of Texas Insurance Company	TX
CA	3700	University Of Montana Foundation (The)	MT
RR	3755	Vehicular Service Insurance Company, Risk Retention Group	OK
PG	3737	Wachovia Securities Financial Network Purchasing Group	NC
CA	3719	Watchtower Bible and Tract Society of New York, Inc.	NY
LI	3750	Wellcare Prescription Insurance, Inc.	FL
CA	3715	William March Rice University	TX
LI	3712	World Corp Insurance Company	NE
PC	3675	Zale Indemnity Company	TX
LI	3680	Zale Life Insurance Company	AZ

Key:

AO-Advisory Organization

CA-Charitable Gift Annuities

LI - Life and Disability Insurer

MCO - Managed Care Organization

PC - Property Casualty Insurer

PG - Purchasing Group

RC - Reinsurance Only Company

RR - Risk Retention Group

SF - Self-Funded Health Care Plans

SL - Surplus Lines

TI - Title Companies

TO-Trustee Reinsurer

Classification of Active and Suspended Companies

Licensed

Life & Disability	507
Property & Casualty	803
Title	17
County Mutual Fire	1
Fraternal Benefit Societies	13
Managed Care Organizations	5
Hospital and Professional Service Corporations	2
Hospital Liabilities Trusts	0
Petroleum Clean Water Trusts	1
Rating Organizations	7
Self-Funded Employee Health Care Plans	4

Listed

Accredited Reinsurers	22
Advisory Organizations	9
Charitable Gift Annuities	179
Joint Reinsurance Associations	0
Purchasing Groups	198
Risk Retention Groups	76
Surplus Lines	161
Trusted Reinsurers	9

Other Regulated Entities

Guaranty Associations	2
Surplus Lines Associations	1

Total Companies Regulated 2,017

Companies Withdrawn, Suspended, Revoked or Delisted in 2006

American Travelers Assurance Company – Withdrawn September 13, 2006
Boston Old Colony Insurance Company – Withdrawn December 31, 2006
BPA Health, Inc. – Withdrawn May 19, 2006
Capitol Specialty Insurance Company, Risk Retention Group – Withdrawn October 23, 2006
Chemical Professionals Purchasing Group – Withdrawn May 31, 2006
Commencement Bay Life Insurance Company – Withdrawn March 31, 2006
Insurance Investors Life Insurance Company – Withdrawn January 18, 2006
ISPP Purchasing Group – Withdrawn March 30, 2006
K-M Insurance Company – Withdrawn August 31, 2006
Newport Mutual Insurance Risk Retention Group, Inc. – Withdrawn November 20, 2006
Niagara Fire Insurance Company – Withdrawn December 31, 2006
Ordinary Mutual, A Risk Retention Group Corporation (The) – Withdrawn March 22, 2006
Pacific Insurance Company – Delisted June 1, 2006
Specialized Local Delivery Risk Retention Group, Inc. – Withdrawn December 13, 2006
States General Life Insurance Company – Revoked February 22, 2006
Traders & Pacific Insurance Company – Withdrawn April 20, 2006
United States Contractors Association, Inc. – Withdrawn March 29, 2006
Vesta Insurance Corporation – Suspended July 31, 2006
Zurich International (Bermuda) Ltd – Delisted December 18, 2006
Zurich Specialties London Limited – Delisted December 18, 2006

Premium Tax

Premium taxes are collected by the State of Idaho, Department of Insurance, deposited in the Insurance Administrative Fund #0229 10 to be distributed as follows: that amount as needed up to 20% for the refund account; a portion to the PERSI Firemen's Retirement Account; (Idaho Code 59-1394) that portion (not to exceed \$200,000 in any one year) necessary to cover administrative costs incurred by the department in placing insurance companies into receivership or supervision to the extent that such costs cannot be satisfied from the assets of the companies; 25% of the premium tax exceeding \$45,000,000 to the Idaho High Risk Individual Reinsurance Pool; 25% of the premium tax exceeding \$55,000,000 to the Idaho Health Insurance Access Card Fund CHIP Plan B; remaining balance to the General Fund (Idaho Code, Section 41-406).

Premium taxes collected from authorized insurers are in lieu of all other state and local taxes payable in the State of Idaho with the exception of real property tax (Idaho Code, Section 41-405).

Premium tax offsets are allowed to the extent of 100% of the premium tax liability, unless otherwise indicated:

Worker's Compensation Offset - All worker's compensation insurers must pay a 2.5% premium tax on all business written to the Idaho Industrial Commission (Idaho Code Section 72-523). Insurers are allowed to offset 1.3% of this tax against the tax liability attributed to its worker's compensation line of business to the Department of Insurance. The offset cannot be allowed against any other lines of insurance (Idaho Code Section 72-523).

Insurance Guaranty Association Offset - Property and casualty insurers may offset their premium tax liability to the extent of 20% of the assessment for each of the five years following the year the assessment is paid. An allowable offset, or portion thereof, not used in any calendar year cannot be carried over or back to any other year. The total offsets cannot exceed the tax liability or total assessment paid (Idaho Code Section 41-3616).

Idaho Life & Health Guaranty Association Offset - A premium tax offset is allowed for all Class B and Class C assessments. Insurers may take any portion of the assessment as an offset in any of the five years following the year the assessment is paid. Offsets are limited to 20% of each assessment paid. An allowable offset, or portion thereof, not used in any calendar year cannot be carried over or back to any other year. The total offsets cannot exceed the tax liability or total assessment paid (Idaho Code Section 41-4314(1)).

The annual premium tax liability is based on calendar year premiums written. Premium taxes are prepaid in quarterly installments based on prior year's premiums and current year's tax rates. The installments are as follows: 60% due June 15, 20% due September 15, and 15% due December 15. The reconciliation payment is made on March 1 of the next year (Idaho Code, Section 41-402(3)).

Premium Tax Rates - Calendar Years 2002 through 2006

CALENDAR YEAR	STOCK & MUTUAL INSURERS	HOSPITAL & PROFESSIONAL SERVICE CORPORATIONS	HEALTH MAINTENANCE ORGANIZATIONS	SELF-FUNDED HEALTH CARE PLANS	SURPLUS LINES BROKERS	TITLE INSURERS	RISK RETENTION GROUPS
2002	2.75% (1.4% if qualified for reduced rate)	4 cents per subscriber certificate per month	2.75% (1.4% if qualified for reduced rate)	4 cents per beneficiary per month	2.75%	1.5%	2.75% (1.4% if qualified for reduced rate)
2003	2.75% (1.4% if qualified for reduced rate)	4 cents per subscriber certificate per month	2.75% (1.4% if qualified for reduced rate)	4 cents per beneficiary per month	2.75%	1.5%	2.75% (1.4% if qualified for reduced rate)
2004	2.75% (1.4% if qualified for reduced rate)	4 cents per subscriber certificate per month	2.75% (1.4% if qualified for reduced rate)	4 cents per beneficiary per month	2.75%	1.5%	2.75% (1.4% if qualified for reduced rate)
2005	2.50% (1.40% if qualified for reduced rate)	4 cents per subscriber certificate per month	2.50% (1.40% if qualified for reduced rate)	4 cents per beneficiary per month	2.75%	1.5%	2.50% (1.40% if qualified for reduced rate)
2006	2.30% (1.42% if qualified for reduced rate)	4 cents per subscriber certificate per month	2.30% (1.42% if qualified for reduced rate)	4 cents per beneficiary per month	2.75%	1.5%	2.30% (1.42% if qualified for reduced rate)

**Summary of Premium Tax Collection
Calendar Years 2002 through 2006
(all figures are rounded to the nearest thousand)**

STOCK & MUTUAL INSURERS:

Idaho Code Sections 41-402 through 41-405

Calendar Year	Taxable Premiums	Percentage Increase of Premiums	Premium Tax
2002	2,834,987,000	8.59%	64,339,000
2003	3,143,940,000	10.90%	71,246,000
2004	3,360,797,000	6.90%	76,319,000
2005	3,550,466,000	5.64%	75,238,000
2006	3,746,019,000	5.51%	74,681,000

5 year average: \$3,327,241,800 \$72,364,600

HOSPITAL & PROFESSIONAL SERVICE CORPORATIONS:

Idaho Code Section 41-3427

Calendar Year	Premiums Written	Percentage Increase of Premiums Written	Subscriber Tax
2002	31,165,000	3.42%	76,000
2003	33,291,000	6.82%	77,000
2004	35,690,000	7.21%	92,000
2005	35,260,000	-1.20%	87,000
2006	43,284,000	22.76%	105,000

5 year average: \$35,738,000 \$87,400

MANAGED CARE ORGANIZATIONS:

Idaho Code Section 41-3922.

Calendar Year	Premiums Written	Percentage Increase of Premiums Written	Subscriber/Premium Tax
2002	4,923,000	52.04%	112,000
2003	4,831,000	-1.87%	110,000
2004	4,762,000	-1.43%	120,000
2005	5,159,000	8.34%	129,000
2006	11,843,000	129.56%	272,000

5 year average: \$6,303,600 \$148,600

SURPLUS LINES BROKERS:

Idaho Code Section 41-1229

Calendar Year	Taxable Premiums	Percentage Increase of Premiums	Premium Tax
2002	35,379,000	26.87%	973,000
2003	57,406,000	62.26%	1,578,000
2004	66,246,000	15.40%	1,822,000
2005	74,201,000	12.01%	2,041,000
2006	76,271,000	2.79%	2,097,000

5 year average: \$61,900,600 \$1,702,200

TITLE INSURERS:

Idaho Code Sections 41-402 through 41-405

Calendar Year	Taxable Premiums	Percentage Increase of Premiums	Premium Tax
2002	16,586,000	20.05%	249,000
2003	20,822,000	25.54%	312,000
2004	16,903,000	-18.82%	254,000
2005	23,461,000	38.80%	352,000
2006	26,249,000	11.88%	394,000

5 year average: \$20,804,200 \$312,200

RISK RETENTION GROUPS:

Idaho Code Sections 41-4805, 41-402 through 41-405

Calendar Year	Taxable Premiums	Percentage Increase of Premiums	Premium Tax
2002	3,259,000	-3.55%	90,000
2003	3,911,000	20.01%	107,000
2004	5,872,000	50.14%	161,000
2005	7,870,000	34.03%	197,000
2006	8,858,000	12.55%	204,000

5 year average: \$5,954,000 \$151,800

Rates and Forms

The Rates and Forms Section accepts property, casualty, health and life policies with contracts and related forms with the company certification ensuring they comply with Idaho Code and law and are not ambiguous, misleading or deceptive. The section accepts advertising filings for life and health and rate filings for various lines of insurance which include private passenger automobile, homeowners, farmowners, mobile homeowners, personal inland marine, auto, boiler and machinery, burglary and theft, commercial fire and allied lines, fidelity, surety, bond, financial guaranty, personal liability, personal umbrella liability and commercial liability and life and health. The key importance is assuring that rates are not inadequate, excessive or unfairly discriminatory.

This section is primarily responsible for administering rate and form laws on a file-and-use basis. Idaho Code 41-1812 states that "No basic insurance policy or annuity contract form, or application form where written application is required and is to be made part of the policy or contract, or printed rider or endorsement form or form of renewal certificate, shall be delivered, or issued for delivery in this state, unless the form has been filed with the director." Although all major lines of insurance are monitored, the section is alert to filings involving private passenger automobile rate changes, bail bonds, certificates of assumption, company mergers, credit life and disability, crop hail rates, consumer credit reporting, health products, long-term care, managed care organizations, Medicare supplements, titles, worker's comp, and riders involving war, military action or terrorism. Unless the forms are submitted and filed with the Rates and Forms Section, these may not be issued to residents of Idaho. The department receives policy and rate filings from over 1,500 companies licensed to sell products in Idaho. The department received 3,587 separate filings in 2006 via the SERFF (System for Electronic Rate and Form Filing).

Highlights

for Year 2006

<u>Business Line</u>	<u>Forms</u>	<u>Rates</u>
Aircraft	517	16
Advertising	1,493	0
Annuities	584	20
Boiler & Machinery	297	11
Commercial Auto	1,379	129
Crime	357	15
Credit Life	54	2
Commercial Multiperil	7,535	193
Commercial Property	811	74
Dwelling Property	79	8
Fraternal Organizations	26	7
Farmowners	264	22
Fidelity/Surety	212	66
Group Health	1,591	87
General Liability	8,415	321
Group Life	245	7
Health Maintenance Organizations	164	10
Homeowners	501	81
Individual Health	1,179	261
Individual Life	1,105	103
Commercial Inland Marine	952	45
Personal Auto	262	134
Personal Inland Marine	116	22
Title	821	19
Other	688	29
SERFF	3,039	548

Summary of Annual Statements

Idaho Experience and Market Share of Top 20 Stock and Mutual Companies by Line of Business - 2006	33
Fire	33
Allied Lines	33
Multiple Peril Crop	34
Federal Flood	35
Farmowners Multiple Peril	35
Homeowners Multiple Peril	36
Commercial Multiple Peril (Non-Liability Portion)	37
Commercial Multiple Peril (Liability Portion)	37
Mortgage Guaranty	38
Ocean Marine	38
Inland Marine	39
Financial Guaranty	40
Medical Malpractice	40
Earthquake	41
Group Accident and Health	41
Credit Accident and Health (Group and Individual)	42
Collectively Renewable Accident and Health	42
Non-Cancellable Accident and Health	42
Guaranteed Renewable Accident and Health	43
Non-Renewable for Stated Reasons Only	43
Other Accident Only	43
All Other Accident and Health	43
Federal Employee Health Benefits Program Premium	44
Workers' Compensation	44
Other Liability	44
Product Liability	45
Private Passenger Auto No-Fault (Personal Injury Protection)	46
Other Private Passenger Auto Liability	46
Commercial Auto No-Fault (Personal Injury Protection)	47
Other Commercial Auto Liability	48
Private Passenger Auto Physical Damage	48
Commercial Auto Physical Damage	49
Aircraft	50

Fidelity	50
Surety	51
Burglary and Theft	52
Boiler and Machinery	52
Credit	53
Accident and Health -Life, Health and Managed Care Companies	54
Title	55
Ordinary Life and Annuity	56
Credit Life	56
Group Life and Annuity	57
Industrial Life	58
Summary of Financial Condition as of December 31, 2006	59
Life and Disability Insurers	59
Property and Casualty Insurers	72
Managed Care Organizations	93
Hospital and Professional Service Corporations	93
Hospital Trusts	93
Fraternal Benefit Societies	94
County Mutual Fire Companies	95
Title Companies	95
Summary of Business in Idaho for Calendar Year 2006	96
Life and Health Insurers	96
Property and Casualty Insurers	109
Lines of Business Key	129

2006 Business
Fire

COMPANY NAME	DIRECT PREMIUMS WRITTEN	MARKET SHARE	DIRECT PREMIUMS EARNED	DIRECT LOSSES INCURRED	LOSS RATIO	DIRECT DEFENSE & COST CONTAINMENT EXPENSE INCURRED
ALLIANZ GLOBAL RISKS US INS CO	1,661,588	8.1%	1,601,231	185,083	11.6%	(20,145)
FACTORY MUTUAL INS CO	1,473,749	7.2%	1,450,109	449,972	31.0%	0
TRAVELERS INDEMNITY CO	1,384,156	6.7%	1,338,332	163,962	12.3%	15,625
SAFECO INS CO OF AMERICA	997,227	4.9%	927,718	424,643	45.8%	7,470
AFFILIATED FM INS CO	970,977	4.7%	892,676	0	0.0%	0
AMERICAN SECURITY INS CO	901,979	4.4%	901,759	59,249	6.6%	3
LUMBERMEN'S UNDERWRITING ALLIANCE	856,037	4.2%	870,435	(6,936)	-0.8%	0
LIBERTY MUTUAL FIRE INS CO	572,877	2.8%	468,540	(1,792)	-0.4%	(57)
NATIONAL CASUALTY CO	552,409	2.7%	553,729	276,368	49.9%	(1,748)
UNIVERSAL UNDERWRITERS INS CO	539,094	2.6%	517,902	324,565	62.7%	488
UNITED HERITAGE PROPERTY & CASUALTY CO	480,586	2.3%	509,859	233,242	45.7%	37,565
OREGON MUTUAL INS CO	465,912	2.3%	448,463	131,349	29.3%	(2,201)
TRAVELERS PROPERTY CASUALTY CO OF AMERICA	436,355	2.1%	539,265	99,125	18.4%	6,208
FOREMOST INS CO	432,725	2.1%	445,133	36,171	8.1%	121
MUTUAL OF ENUMCLAW INS CO	420,183	2.0%	429,242	344,628	80.3%	16,013
EMPLOYERS MUTUAL CASUALTY CO	401,189	2.0%	390,491	35,251	9.0%	(289)
HARTFORD FIRE INS CO	355,333	1.7%	295,823	407,522	137.8%	19,418
UNIGARD INS CO	334,784	1.6%	311,771	366,546	117.6%	18,205
ST. PAUL FIRE AND MARINE INS CO	324,396	1.6%	326,198	50,628	15.5%	4,833
AMERICAN GUARANTEE AND LIABILITY INS CO	293,492	1.4%	284,678	1,109	0.4%	0
ALL OTHERS (163)	6,656,613	32.5%	6,397,603	2,030,302	31.7%	171,307
TOTAL	20,511,661	100.0%	19,900,957	5,610,987	28.2%	272,816

Allied Lines

COMPANY NAME	DIRECT PREMIUMS WRITTEN	MARKET SHARE	DIRECT PREMIUMS EARNED	DIRECT LOSSES INCURRED	LOSS RATIO	DIRECT DEFENSE & COST CONTAINMENT EXPENSE INCURRED
FACTORY MUTUAL INS CO	4,673,085	19.0%	4,479,089	(681,903)	-15.2%	0
FIREMAN'S FUND INS CO	2,657,452	10.8%	2,656,406	(1,051)	0.0%	(10)
ACE PROP & CASUALTY INS CO	1,833,400	7.5%	1,855,606	1,322,722	71.3%	0
SAFECO INS CO OF AMERICA	859,353	3.5%	782,287	522,588	66.8%	13,779
GREAT AMERICAN INS CO	833,257	3.4%	833,257	683,062	82.0%	31
TRAVELERS INDEMNITY CO	811,955	3.3%	777,610	194,679	25.0%	37,611
CONTINENTAL CASUALTY CO	764,879	3.1%	573,810	226,122	39.4%	(11,764)
WESTFIELD INS CO	717,686	2.9%	717,686	162,154	22.6%	14,452
AMERICAN AGRI BUSINESS INS CO	715,218	2.9%	715,218	1,163,263	162.6%	12,196
FARMERS ALLIANCE MUTUAL INS CO	649,706	2.6%	641,932	175,080	27.3%	684
ALLIANZ GLOBAL RISKS US INS CO	607,606	2.5%	533,609	421,076	78.9%	17,816
FARM BUREAU MUTUAL INS CO OF IDAHO	538,870	2.2%	538,870	329,898	61.2%	23,176
AFFILIATED FM INS CO	503,958	2.1%	463,357	0	0.0%	0

2006 Business
Allied Lines (continued)

COMPANY NAME	DIRECT PREMIUMS WRITTEN	MARKET SHARE	DIRECT PREMIUMS EARNED	DIRECT LOSSES INCURRED	LOSS RATIO	DIRECT DEFENSE & COST CONTAINMENT EXPENSE INCURRED
NAU COUNTRY INS CO	368,553	1.5%	368,553	313,287	85.0%	0
STONINGTON INS CO	364,524	1.5%	363,296	283,073	77.9%	17
AMERICAN SECURITY INS CO	345,507	1.4%	337,931	39,683	11.7%	22
LIBERTY MUTUAL FIRE INS CO	336,514	1.4%	298,117	63,821	21.4%	969
AGRI GENERAL INS CO	301,761	1.2%	301,761	120,877	40.1%	10,501
UNIVERSAL UNDERWRITERS INS CO	297,502	1.2%	288,813	13,526	4.7%	353
OREGON MUTUAL INS CO	289,506	1%	266,444	32,174	12.1%	1,238
ALL OTHERS (170)	6,109,754	24.9%	6,168,342	2,509,551	40.7%	153,865
TOTAL	24,560,046	100.0%	23,961,994	7,893,682	32.9%	274,936

Multiple Peril Crop

COMPANY NAME	DIRECT PREMIUMS WRITTEN	MARKET SHARE	DIRECT PREMIUMS EARNED	DIRECT LOSSES INCURRED	LOSS RATIO	DIRECT DEFENSE & COST CONTAINMENT EXPENSE INCURRED
AMERICAN AGRI BUSINESS INS CO	10,489,704	25.0%	9,547,152	3,243,470	34.0%	0
ACE PROP & CASUALTY INS CO	7,720,057	18.4%	7,862,241	9,010,462	114.6%	0
RURAL COMMUNITY INS CO	5,479,259	13.0%	5,122,532	1,079,025	21.1%	0
WESTFIELD INS CO	4,067,406	9.7%	3,792,455	683,293	18.0%	46,755
STONINGTON INS CO	3,805,346	9.0%	3,762,172	1,552,831	41.3%	0
FARMERS ALLIANCE MUTUAL INS CO	2,637,539	6.3%	2,637,539	424,555	16.1%	0
AGRI GENERAL INS CO	2,526,949	6.0%	2,516,142	619,905	24.6%	0
GREAT AMERICAN INS CO OF NEW YORK	1,520,491	3.6%	1,462,718	1,464,582	100.1%	11,888
AUSTIN MUTUAL INS CO	1,172,568	2.8%	0	429,508	0.0%	0
FARM BUREAU MUTUAL INS CO OF IDAHO	1,161,411	2.8%	1,161,411	312,919	26.9%	0
NAU COUNTRY INS CO	751,067	1.8%	327,546	92,197	28.1%	0
FIREMAN'S FUND INS CO	619,624	1.5%	619,624	0	0.0%	0
WESTERN AGRIC INS CO	48,013	0.1%	30,313	44,966	148.3%	0
STATE FARM FIRE AND CASUALTY CO	26,727	0.1%	26,727	19,918	74.5%	0
GREENWICH INS CO	17,943	0.0%	17,943	(477,531)	-2661.4%	(333)
OCCIDENTAL FIRE & CASUALTY CO OF NORTH CAROLINA	5,496	0.0%	5,496	0	0.0%	0
MUTUAL OF ENUMCLAW INS CO	1,041	0.0%	1,113	0	0.0%	0
PRODUCERS AGRICULTURE INS CO	434	0.0%	48	81	168.8%	0
HARTFORD INS CO OF THE MIDWEST	0	0.0%	13,857	(27,781)	-200.5%	(733)
HARTFORD CASUALTY INS CO	(2)	0.0%	41,466	(83,794)	-202.1%	(1,759)
TOTAL	42,061,073	100.0%	38,948,495	18,388,606	47.2%	55,798

2006 Business
Federal Flood

COMPANY NAME	DIRECT PREMIUMS WRITTEN	MARKET SHARE	DIRECT PREMIUMS EARNED	DIRECT LOSSES INCURRED	LOSS RATIO	DIRECT DEFENSE & COST CONTAINMENT EXPENSE INCURRED
STATE FARM FIRE & CASUALTY CO	530,963	17.2%	489,805	17,577	3.6%	0
ALLSTATE INS CO	499,964	16.2%	440,871	197,215	44.7%	0
FARMERS INS CO OF IDAHO	405,001	13.1%	348,804	45,709	13.1%	4,825
HARTFORD FIRE IN CO	362,124	11.7%	338,370	0	0.0%	0
AMERICAN BANKERS INS CO OF FLORIDA	276,928	9.0%	244,814	41,839	17.1%	149
FIDELITY NATIONAL PROP AND CASUALTY INS CO	272,286	8.8%	263,163	51,869	19.7%	0
STANDARD FIRE INS CO (THE)	202,833	6.6%	173,112	26,937	15.6%	1,450
USAA GENERAL INDEMNITY CO	133,205	4.3%	121,481	48,265	39.7%	2,747
AMERICAN RELIABLE INS CO	114,844	3.7%	112,873	35,056	31.1%	1,432
SELECTIVE INS CO OF NEW YORK	87,231	2.8%	79,408	(9,014)	-11.4%	(657)
LIBERTY MUTUAL FIRE INS CO	46,636	1.5%	41,227	0	0.0%	0
AMERICAN FAMILY MUTUAL INS CO	37,939	1.2%	27,817	0	0.0%	0
PHILADELPHIA INDEMNITY INS CO	30,784	1.0%	28,019	(148,773)	-531.0%	(354)
NATIONWIDE MUTUAL FIRE INS CO	23,658	0.8%	23,370	(60)	-0.3%	(3)
HARLEYSVILLE INS CO	16,610	0.5%	9,586	0	0.0%	0
AIG NATL INS CO INC	11,892	0.4%	6,776	0	0.0%	0
AMERICAN HOME ASSURANCE CO	11,577	0.4%	12,448	263	2.1%	(17)
CENTURY-NATIONAL INS CO	6,411	0.2%	5,466	0	0.0%	0
NEW HAMPSHIRE INS CO	4,913	0.2%	2,784	0	0.0%	0
FOREMOST INS CO	4,655	0.2%	4,655	428	9.2%	10
ALL OTHERS (5)	5,550	0.2%	7,343	(1,182)	-16.1%	(100)
TOTAL	3,086,004	100.0%	2,782,192	306,129	11.0%	9,482

Farmowners Multiple Peril

COMPANY NAME	DIRECT PREMIUMS WRITTEN	MARKET SHARE	DIRECT PREMIUMS EARNED	DIRECT LOSSES INCURRED	LOSS RATIO	DIRECT DEFENSE & COST CONTAINMENT EXPENSE INCURRED
FARM BUREAU MUTUAL INS CO OF IDAHO	18,222,063	44.3%	17,538,607	17,878,415	101.9%	97,658
NATIONWIDE MUTUAL INS CO	4,311,977	10.5%	4,252,694	3,254,989	76.5%	169,463
MUTUAL OF ENUMCLAW INS CO	3,577,790	8.7%	3,666,928	3,146,661	85.8%	262,004
UNIGARD INS CO	1,677,285	4.1%	1,619,318	(117,160)	-7.2%	(137,100)
UNITED HERITAGE PROPERTY & CASUALTY CO	1,616,916	3.9%	1,631,616	880,322	54.0%	22,120
FARMERS ALLIANCE MUTUAL INS CO	1,608,540	3.9%	1,653,687	592,240	35.8%	13,356
STATE FARM FIRE AND CASUALTY CO	1,449,175	3.5%	1,438,337	522,932	36.4%	32,931
NORTH PACIFIC INS CO	1,329,574	3.2%	1,185,857	862,587	72.7%	12,748
AMERICAN STATES INS CO	1,119,054	2.7%	1,206,674	274,073	22.7%	(133,796)
TRAVELERS INDEMNITY CO OF AMERICA (THE)	994,825	2.4%	890,884	304,903	34.2%	26,356
OREGON MUTUAL INS CO	711,067	1.7%	617,208	368,238	59.7%	(712)
TRAVELERS INDEMNITY CO (THE)	654,097	1.6%	643,148	132,109	20.5%	5,352
AMERICAN INS CO	572,618	1.4%	505,440	474,435	93.9%	1,118
ONEBEACON INS CO	559,357	1.4%	520,842	51,454	9.9%	3,274

**2006 Business
Farmowners Multiple Peril (continued)**

COMPANY NAME	DIRECT PREMIUMS WRITTEN	MARKET SHARE	DIRECT PREMIUMS EARNED	DIRECT LOSSES INCURRED	LOSS RATIO	DIRECT DEFENSE & COST CONTAINMENT EXPENSE INCURRED
GRANGE INS ASSURANCE	557,788	1.4%	554,787	203,006	36.6%	6,081
CHARTER OAK FIRE INS CO	487,157	1.2%	453,511	815,154	179.7%	5,968
OKLAHOMA FARMERS UNION MUTUAL INS CO	477,886	1.2%	522,417	172,061	32.9%	21,590
TRAVELERS INDEMNITY CO OF CONNECTICUT	271,718	0.7%	274,893	56,403	20.5%	437
NATIONAL SURETY CORP	214,716	0.5%	199,892	88,936	44.5%	(525)
TRINITY UNIVERSAL INS CO OF KANSAS, INC.	204,612	0.5%	220,236	470,119	213.5%	3,990
ALL OTHERS (29)	508,292	1.2%	638,843	(25,051)	-3.9%	4,046
TOTAL	41,126,507	100.0%	40,235,819	30,406,826	75.6%	416,359

Homeowners Multiple Peril

COMPANY NAME	DIRECT PREMIUMS WRITTEN	MARKET SHARE	DIRECT PREMIUMS EARNED	DIRECT LOSSES INCURRED	LOSS RATIO	DIRECT DEFENSE & COST CONTAINMENT EXPENSE INCURRED
STATE FARM FIRE & CASUALTY CO	35,652,531	17.6%	34,517,053	15,947,259	46.2%	92,698
FARMERS INS CO OF IDAHO	24,001,786	11.9%	23,336,647	12,109,274	51.9%	112,510
FARM BUREAU MUTUAL INS CO OF IDAHO	15,505,190	7.7%	14,897,358	10,276,148	69.0%	(304,690)
SAFECO INS CO OF AMERICA	12,193,978	6.0%	12,189,418	9,858,579	80.9%	195,355
ALLSTATE INDEMNITY CO	10,381,403	5.1%	11,086,857	7,194,631	64.9%	242,295
ALLSTATE INS CO	9,797,040	4.8%	10,325,636	4,564,566	44.2%	106,840
MUTUAL OF ENUMCLAW INS CO	8,982,709	4.4%	8,999,503	6,029,546	67.0%	262,478
UNITED HERITAGE PROP & CASUALTY CO	7,612,071	3.8%	7,533,796	4,392,946	58.3%	97,600
AMERICAN FAMILY MUTUAL INS CO	5,193,712	2.6%	4,319,790	2,618,974	60.6%	7,723
ALLIED PROP & CASUALTY INS CO	5,154,823	2.6%	4,664,304	2,700,751	57.9%	80,538
UNITED SERVICES AUTOMOBILE ASSOCIATION	5,106,303	2.5%	4,873,874	2,053,348	42.1%	22,667
FOREMOST INS CO	4,365,497	2.2%	4,280,778	1,706,109	39.9%	24,766
LIBERTY MUTUAL FIRE INS CO	4,073,371	2.0%	3,928,364	3,068,356	78.1%	99,846
ALLSTATE PROP & CASUALTY INS CO	3,604,887	1.8%	1,530,381	584,852	38.2%	12,303
VIGILANT INS CO	3,403,337	1.7%	3,316,826	272,645	8.2%	(40,155)
USAA CASUALTY INS CO	3,054,196	1.5%	2,916,971	1,010,072	34.6%	53,348
GEM STATE INS CO	3,029,061	1.5%	3,039,045	2,055,234	67.6%	26,896
AMCO INS CO	2,617,393	1.3%	2,465,322	853,509	34.6%	34,386
OREGON MUTUAL INS CO	2,397,932	1.2%	2,434,624	1,154,938	47.4%	61,780
AUTOMOBILE INS CO OF HARTFORD CONNECTICUT	2,234,172	1.1%	2,022,932	852,376	42.1%	11,696
ALL OTHERS (113)	33,673,209	16.7%	32,587,065	18,535,997	56.9%	283,438
TOTAL	202,034,601	100.0%	195,266,544	107,840,110	55.2%	1,484,318

**2006 Business
Commercial Multiple Peril (Non-Liability Portion)**

COMPANY NAME	DIRECT PREMIUMS WRITTEN	MARKET SHARE	DIRECT PREMIUMS EARNED	DIRECT LOSSES INCURRED	LOSS RATIO	DIRECT DEFENSE & COST CONTAINMENT EXPENSE INCURRED
WESTERN COMMUNITY INS CO	8,570,823	10.0%	8,062,015	9,869,980	122.4%	(3,962)
CONTINENTAL CASUALTY CO	5,020,366	5.9%	4,837,346	219,595	4.5%	107,409
MARYLAND CASUALTY CO	3,783,368	4.4%	3,483,403	1,033,690	29.7%	174,892
CONTINENTAL WESTERN INS CO	3,595,235	4.2%	3,594,566	2,160,765	60.1%	(94,661)
AMERICAN HALLMARK INS CO OF TEXAS	3,524,920	4.1%	2,805,560	1,500,951	53.5%	13,668
CINCINNATI INS CO	3,040,141	3.6%	2,812,195	886,562	31.5%	78,056
STATE FARM FIRE AND CASUALTY CO	2,930,960	3.4%	2,974,630	2,499,100	84.0%	9,017
FARMERS INS CO OF IDAHO	2,893,031	3.4%	2,502,238	969,475	38.7%	7,677
UNIGARD INS CO	2,377,329	2.8%	2,347,805	6,072,826	258.7%	171,456
HARTFORD CASUALTY INS CO	2,367,022	2.8%	2,269,429	1,376,329	60.6%	168,917
AMCO INS CO	2,306,082	2.7%	2,138,534	354,703	16.6%	28,513
ALLSTATE INS CO	2,283,398	2.7%	2,489,410	1,042,000	41.9%	9,105
FARMERS INS EXCHANGE	2,277,156	2.7%	2,378,727	508,021	21.4%	8,104
AMERICAN ECONOMY INS CO	2,144,018	2.5%	2,133,910	884,035	41.4%	26,901
TRUCK INS EXCHANGE	1,969,229	2.3%	1,889,339	248,973	13.2%	16,551
ACE AMERICAN INS CO	1,693,844	2.0%	1,120,689	651,273	58.1%	(7,114)
MUTUAL OF ENUMCLAW INS CO	1,672,846	2.0%	1,681,891	361,069	21.5%	5,431
TRAVELERS PROPERTY CASUALTY CO OF AMERICA	1,450,063	1.7%	1,392,652	(568,818)	-40.8%	1,366
AMERICAN STATES INS CO	1,308,430	1.5%	1,509,272	607,793	40.3%	2,429
CHARTER OAK FIRE INS CO	1,286,484	1.5%	1,545,138	411,156	26.6%	6,688
ALL OTHERS (193)	28,989,489	33.9%	29,152,592	13,237,279	45.4%	311,933
TOTAL	85,484,234	100.0%	83,121,341	44,326,757	53.3%	1,042,376

Commercial Multiple Peril (Liability Portion)

COMPANY NAME	DIRECT PREMIUMS WRITTEN	MARKET SHARE	DIRECT PREMIUMS EARNED	DIRECT LOSSES INCURRED	LOSS RATIO	DIRECT DEFENSE & COST CONTAINMENT EXPENSE INCURRED
IDAHO COUNTIES RISK MANAGEMENT PROGRAM, UNDERWRITERS	16,343,107	17.4%	15,726,815	12,449,521	79.2%	2,101,529
WESTERN COMMUNITY INS CO	16,337,655	17.4%	15,379,516	4,691,855	30.5%	2,136,821
CONTINENTAL WESTERN INS CO	5,697,257	6.1%	5,669,948	4,532,404	79.9%	1,495,254
AMERICAN HALLMARK INS CO OF TEXAS	5,114,345	5.5%	4,078,327	2,031,938	49.8%	477,094
CINCINNATI INS CO (THE)	3,495,383	3.7%	3,323,557	874,018	26.3%	805,554
CONTINENTAL CASUALTY CO	2,343,496	2.5%	2,521,225	99,704	4.0%	46,740
STATE FARM FIRE & CASUALTY CO	2,321,657	2.5%	2,025,929	522,947	25.8%	826,646
AMCO INS CO	2,132,134	2.3%	2,092,412	1,154,019	55.2%	349,833
AMERICAN STATES INS CO	2,090,123	2.2%	2,188,243	471,641	21.6%	244,417
TRAVELERS PROPERTY CASUALTY CO OF AMERICA	1,926,819	2.1%	1,875,777	625,026	33.3%	356,223
PHILADELPHIA INDEMNITY INS CO	1,864,601	2.0%	1,730,545	(7,914,638)	-457.3%	128,097
UNIGARD INS CO	1,418,467	1.5%	1,417,010	238,882	16.9%	(28,777)
NORTH PACIFIC INS CO	1,363,118	1.5%	1,465,276	11,323	0.8%	210,014
AMERICAN FAMILY MUTUAL INS CO	1,338,589	1.4%	1,083,321	257,070	23.7%	113,824

2006 Business
Commercial Multiple Peril (Liability Portion)(Continued)

COMPANY NAME	DIRECT PREMIUMS WRITTEN	MARKET SHARE	DIRECT PREMIUMS EARNED	DIRECT LOSSES INCURRED	LOSS RATIO	DIRECT DEFENSE & COST CONTAINMENT EXPENSE INCURRED
AMERICAN ECONOMY INS CO	1,279,607	1.4%	1,345,514	690,668	51.3%	80,291
FARMERS INS EXCHANGE	1,224,646	1.3%	1,225,644	162,430	13.3%	300,411
MUTUAL OF ENUMCLAW INS CO	1,196,051	1.3%	1,158,003	1,553,718	134.2%	860,922
TRUCK INS EXCHANGE	1,188,699	1.2%	1,031,238	970,472	94.1%	139,828
ALLSTATE INS CO	1,011,888	1.1%	1,096,148	333,588	30.4%	93,458
CHAR TER OAK FIRE INS CO	1,010,381	1.1%	785,937	293,091	37.3%	111,903
ALL OTHERS (187)	23,092,279	24.6%	22,904,131	12,479,159	54.5%	4,894,755
TOTAL	93,770,302	100.0%	90,124,516	36,528,836	40.5%	15,744,837

Mortgage Guaranty

COMPANY NAME	DIRECT PREMIUMS WRITTEN	MARKET SHARE	DIRECT PREMIUMS EARNED	DIRECT LOSSES INCURRED	LOSS RATIO	DIRECT DEFENSE & COST CONTAINMENT EXPENSE INCURRED
MORTGAGE GUARANTY INS CORP	7,299,982	27.0%	7,011,129	3,104,948	44.3%	(26,604)
GENWORTH MORTGAGE INS CORP	4,989,149	18.5%	4,676,799	358,993	7.7%	0
PMI MORTGAGE INS CO	4,350,453	16.1%	4,381,112	237,327	5.4%	536
RADIAN GUARANTY INC.	4,063,574	15.0%	4,059,237	806,916	19.9%	0
UNITED GUARANTY RESIDENTIAL INS CO	3,231,243	12.0%	3,193,901	57,373	1.8%	(7,878)
REPUBLIC MORTGAGE INS CO	2,392,923	8.9%	2,402,250	272,759	11.4%	16,851
CMG MORTGAGE INS CO	463,012	1.7%	466,300	6,549	1.4%	0
TRIAD GUARANTY INS CORP	146,285	0.5%	146,285	27,978	19.1%	0
GENWORTH RESIDENTIAL MORTGAGE INS CORP OF NORTH CAROLI	56,168	0.2%	48,767	0	0.0%	0
COMMERCIAL LOAN INS CORP	16,586	0.1%	35,207	0	0.0%	0
UNITED GUARANTY MORTGAGE INDEMNITY CO	4,999	0.0%	2,318	0	0.0%	0
VEREX ASSURANCE, INC.	(1)	0.0%	7	0	0.0%	0
MGIC INDEMNITY CORP	(26)	0.0%	236	(19,189)	-8130.9%	(825)
TOTAL	27,014,347	100.0%	26,423,548	4,853,654	18.4%	(17,920)

Ocean Marine

COMPANY NAME	DIRECT PREMIUMS WRITTEN	MARKET SHARE	DIRECT PREMIUMS EARNED	DIRECT LOSSES INCURRED	LOSS RATIO	DIRECT DEFENSE & COST CONTAINMENT EXPENSE INCURRED
FOREMOST INS CO	477,471	18.2%	452,328	176,918	39.1%	700
ST. PAUL FIRE AND MARINE INS CO	287,190	10.9%	245,609	85,290	34.7%	27,185
MARKEL AMERICAN INS CO	210,051	8.0%	179,970	25,888	14.4%	4,380
NORTHERN ASSURANCE CO OF AMERICA (THE)	170,610	6.5%	177,044	102,629	58.0%	11,254
UNITED SERVICES AUTOMOBILE ASSOCIATION	170,109	6.5%	174,769	32,091	18.4%	2,075
AXIS REINS CO	149,493	5.7%	136,585	51,323	37.6%	(600)
CONTINENTAL INS CO (THE)	139,599	5.3%	191,914	1,611,109	839.5%	4,660
FEDERAL INS CO	138,515	5.3%	137,313	(6,287)	-4.6%	(1,539)

2006 Business
Ocean Marine (continued)

COMPANY NAME	DIRECT PREMIUMS WRITTEN	MARKET SHARE	DIRECT PREMIUMS EARNED	DIRECT LOSSES INCURRED	LOSS RATIO	DIRECT DEFENSE & COST CONTAINMENT EXPENSE INCURRED
FIREMAN'S FUND INS CO	114,436	4.4%	112,484	9,397	8.4%	417
CONTINENTAL CASUALTY CO	101,848	3.9%	96,287	118,347	122.9%	10,023
ACE AMERICAN INS CO	74,561	2.8%	77,852	20,681	26.6%	(882)
USAA CASUALTY INS CO	71,958	2.7%	72,779	30,192	41.5%	809
HARTFORD FIRE INS CO	67,948	2.6%	72,534	(33,592)	-46.3%	(2,807)
STANDARD FIRE INS CO (THE)	42,350	1.6%	43,864	(4,265)	-9.7%	587
RED SHIELD INS CO.	35,480	1.3%	36,797	501	1.4%	125
PROPERTY & CASUALTY INS CO OF HARTFORD	29,407	1.1%	23,396	(1,658)	-7.1%	30
INS CO OF NORTH AMERICA	28,742	1.1%	39,893	25,254	63.3%	5,117
AMICA MUTUAL INS CO	28,170	1.1%	29,853	1,311	4.4%	0
NAVIGATORS INS CO	24,868	0.9%	21,274	10,530	49.5%	793
NEW YORK MARINE AND GENERAL INS CO	22,582	0.9%	22,582	(11,662)	-51.6%	(2,211)
ALL OTHERS (49)	243,786	9.3%	265,886	(1,076)	-0.4%	479
TOTAL	2,629,174	100.0%	2,611,013	2,242,921	85.9%	60,595

Inland Marine

COMPANY NAME	DIRECT PREMIUMS WRITTEN	MARKET SHARE	DIRECT PREMIUMS EARNED	DIRECT LOSSES INCURRED	LOSS RATIO	DIRECT DEFENSE & COST CONTAINMENT EXPENSE INCURRED
AMERICAN ZURICH INS CO	3,672,583	6.7%	11,826,218	7,826,336	66.2%	2
LIBERTY MUTUAL INS CO	3,543,256	6.5%	3,543,256	1,708,425	48.2%	81
ASSURANCE CO OF AMERICA	2,795,997	5.1%	2,685,258	396,636	14.8%	5,672
FARM BUREAU MUTUAL INS CO OF IDAHO	2,786,859	5.1%	2,716,280	1,377,557	50.7%	(2,558)
CONTINENTAL CASUALTY CO	2,595,959	4.7%	2,579,831	1,327,729	51.5%	0
STATE FARM FIRE & CASUALTY CO	2,054,290	3.8%	1,977,513	806,912	40.8%	10,625
WESTERN COMMUNITY INS CO	1,730,693	3.2%	1,585,668	683,169	43.1%	(15,412)
FACTORY MUTUAL INS CO	1,631,319	3.0%	1,640,607	(15,147)	-0.9%	0
TRAVELERS PROPERTY CASUALTY CO OF AMERICA	1,508,868	2.8%	1,625,200	1,297,344	79.8%	4,025
PRAETORIAN INS COMPANY	1,480,925	2.7%	1,588,421	211,498	13.3%	0
PHILADELPHIA INDEMNITY INS CO	1,475,379	2.7%	356,337	(59,394)	-16.7%	25
VOYAGER PROPERTY AND CASUALTY INS CO	1,318,714	2.4%	1,318,714	844,567	64.0%	0
FIREMAN'S FUND INS CO	1,287,702	2.4%	1,174,890	289,840	24.7%	(11,745)
GREAT WEST CASUALTY CO	1,211,655	2.2%	1,278,330	790,475	61.8%	11,472
SAFECO INS CO OF AMERICA	1,140,203	2.1%	1,114,933	232,795	20.9%	5,450
ALLSTATE INS CO	1,051,987	1.9%	1,078,166	347,907	32.3%	2,806
AMERICAN STATES INS CO	1,011,511	1.8%	963,100	533,886	55.4%	2,728
FEDRAL INS CO	1,009,038	1.8%	742,808	75,572	10.2%	(6,987)
MUTUAL OF ENUMCLAW INS CO	981,041	1.8%	899,487	226,921	25.2%	4,611
CINCINNATI INS CO (THE)	927,007	1.7%	756,818	20,431	2.7%	4,919
ALL OTHERS (253)	19,535,098	35.7%	18,451,844	2,938	0.0%	313,243
TOTAL	54,750,084	100.0%	59,903,679	18,926,397	31.6%	328,957

**2006 Business
Financial Guaranty**

COMPANY NAME	DIRECT PREMIUMS WRITTEN	MARKET SHARE	DIRECT PREMIUMS EARNED	DIRECT LOSSES INCURRED	LOSS RATIO	DIRECT DEFENSE & COST CONTAINMENT EXPENSE INCURRED
MBIA INS CORP	807,900	44.8%	119,499	0	0.0%	0
FINANCIAL GUARANTY INS CO	470,695	26.1%	132,922	0	0.0%	0
FINANCIAL SECURITY ASSURANCE INC.	276,196	15.3%	254,372	0	0.0%	0
AMBAC ASSURANCE CORP	111,551	6.2%	191,899	0	0.0%	0
XL CAPITAL ASSURANCE INC.	81,828	4.5%	26,851	0	0.0%	0
RADIAN ASSET ASSURANCE INC.	55,045	3.1%	90,442	0	0.0%	0
TOTAL	1,803,215	100.0%	815,985	0	0.0%	0

Medical Malpractice

COMPANY NAME	DIRECT PREMIUMS WRITTEN	MARKET SHARE	DIRECT PREMIUMS EARNED	DIRECT LOSSES INCURRED	LOSS RATIO	DIRECT DEFENSE & COST CONTAINMENT EXPENSE INCURRED
CONTINENTAL CASUALTY CO	9,923,156	31.8%	10,604,937	(4,033,071)	-38.0%	1,374,640
MEDICAL INS EXCHANGE OF CALIFORNIA	9,919,785	31.8%	8,252,395	1,194,313	14.5%	1,484,956
NORTHWEST PHYSICIANS MUTUAL INS CO	4,830,977	15.5%	3,968,555	4,571,006	115.2%	704,985
MEDICAL PROTECTIVE CO	2,262,282	7.2%	1,893,256	1,000,000	52.8%	353,352
AMERICAN CASUALTY CO OF READING, PENNSYLVANIA	859,561	2.8%	829,927	1,618	0.2%	165,605
UTAH MEDICAL INS ASSOCIATION	737,113	2.4%	685,939	236,917	34.5%	90,426
PODIATRY INS CO OF AMERICA, A MUTUAL CO	548,542	1.8%	507,889	3,558	0.7%	105,394
DOCTORS' CO, AN INTERINS EXCHANGE (THE)	399,494	1.3%	422,582	1,390,953	329.2%	355,113
NCMIC INS CO	366,556	1.2%	361,336	40,726	11.3%	112,319
CHICAGO INS CO	307,208	1.0%	296,942	(75,356)	-25.4%	63,675
PHYSICIANS INS A MUTUAL CO	288,961	0.9%	288,961	(445,739)	-154.3%	(117,699)
NATIONAL UNION FIRE INS CO OF PITTSBURGH, PA	173,943	0.6%	177,870	(229,681)	-129.1%	763
ACE AMERICAN INS CO	172,710	0.6%	167,844	15,340	9.1%	(1,424)
AMERICAN ALTERNATIVE INS CORP	136,522	0.4%	112,494	(45,086)	-40.1%	(6,567)
WASHINGTON CASUALTY CO	56,796	0.2%	56,703	159,025	280.5%	395,220
CHURCH MUTUAL INS CO.	56,110	0.2%	61,429	(3,859)	-6.3%	707
CINCINNATI INS CO (THE)	35,950	0.1%	34,686	(379)	-1.1%	7
AMERICAN INS CO (THE)	26,187	0.1%	25,244	384	1.5%	4,439
FORTRESS INS CO	23,770	0.1%	25,576	6,181	24.2%	6,548
GRANITE STATE INS CO	22,526	0.1%	23,979	(13,966)	-58.2%	27,174
ALL OTHERS (37)	63,401	0.2%	69,232	147,504	213.1%	827,735
TOTAL	31,211,550	100.0%	28,867,776	3,920,388	13.6%	5,947,368

2006 Business Earthquake

COMPANY NAME	DIRECT PREMIUMS WRITTEN	MARKET SHARE	DIRECT PREMIUMS EARNED	DIRECT LOSSES INCURRED	LOSS RATIO	DIRECT DEFENSE & COST CONTAINMENT EXPENSE INCURRED
STATE FARM FIRE & CASUALTY CO	329,757	15.9%	318,187	0	0.0%	0
TRAVELERS INDEMNITY CO (THE)	220,121	10.6%	210,785	(82,145)	-39.0%	1,350
ALLIANZ GLOBAL RISKS US INS CO	193,165	9.3%	191,257	0	0.0%	0
UNITED SERVICES AUTOMOBILE ASSOCIATION	146,918	7.1%	132,175	719	0.5%	0
WESTPORT INS CORP	116,421	5.6%	94,220	0	0.0%	0
AMERICAN INTERNATIONAL INS CO	98,306	4.7%	90,655	9,667	10.7%	570
LUMBERMEN'S UNDERWRITING ALLIANCE	82,464	4.0%	69,021	(116)	-0.2%	(4)
VIGILANT INS CO	74,956	3.6%	71,804	0	0.0%	0
INS CO OF THE WEST	53,223	2.6%	47,251	53	0.1%	0
LUMBERMEN'S UNDERWRITING ALLIANCE	52,896	2.5%	49,593	0	0.0%	0
USAA CASUALTY INS CO	48,301	2.3%	48,548	573	1.2%	0
FARMERS INS CO OF IDAHO	46,821	2.3%	46,327	0	0.0%	0
AXIS REINS CO	45,067	2.2%	50,007	3,855	7.7%	(190)
AMERICAN GUARANTEE AND LIABILITY INS CO	38,759	1.9%	32,127	1,288	4.0%	0
XL INS AMERICA, INC.	33,899	1.6%	37,195	1,871	5.0%	0
SAFECO INS CO OF AMERICA	32,187	1.5%	31,896	135	0.4%	10
ASSOCIATED INDEMNITY CORP	31,488	1.5%	28,158	(59)	-0.2%	0
UNIVERSAL UNDERWRITERS INS CO	26,244	1.3%	25,734	0	0.0%	0
ALLSTATE INS CO	26,057	1.3%	33,330	2,151	6.5%	(1,591)
FEDERAL INS CO	22,172	1.1%	19,976	0	0.0%	0
ALL OTHERS (88)	357,448	17.2%	350,725	(22,068)	-6.3%	(1,722)
TOTAL	2,076,670	100.0%	1,978,971	(84,076)	-4.2%	(1,577)

Group Accident and Health

COMPANY NAME	DIRECT PREMIUMS WRITTEN	MARKET SHARE	DIRECT PREMIUMS EARNED	DIRECT LOSSES INCURRED	LOSS RATIO	DIRECT DEFENSE & COST CONTAINMENT EXPENSE INCURRED
CALIFORNIA INS CO	9,556,795	51.0%	9,556,795	(39,041)	-0.4%	(119,836)
ACE AMERICAN INS CO	3,577,879	19.1%	3,288,322	668,455	20.3%	2,441
STATE FARM MUTUAL AUTOMOBILE INS CO	1,458,689	7.8%	1,458,689	831,121	57.0%	(2,197)
QBE INS CORP	1,412,619	7.5%	1,412,619	828,884	58.7%	40,012
CONTINENTAL CASUALTY CO	869,617	4.6%	660,766	1,451,772	219.7%	0
NATIONAL UNION FIRE INS CO OF PITTSBURGH, PA	474,571	2.5%	475,995	148,318	31.2%	3,278
AMEX ASSURANCE CO	413,819	2.2%	412,424	44,367	10.8%	402
UNITED STATES FIRE INS CO	333,783	1.8%	333,783	167,735	50.3%	5,700
ZURICH AMERICAN INS CO	180,802	1.0%	166,414	33,774	20.3%	2,406
BCS INS CO	126,820	0.7%	126,814	114,709	90.5%	0
FAIRMONT PREMIER INS CO	109,193	0.6%	109,193	(2,264)	-2.1%	(2,008)
CENTRAL STATES INDEMNITY CO OF OMAHA	85,465	0.5%	84,849	11,726	13.8%	0
ARCH INS CO	55,191	0.3%	55,191	16	0.0%	(8,064)
FEDERAL INS CO	34,061	0.2%	31,987	7,959	24.9%	(266)

**2006 Business
Group Accident and Health (continued)**

COMPANY NAME	DIRECT PREMIUMS WRITTEN	MARKET SHARE	DIRECT PREMIUMS EARNED	DIRECT LOSSES INCURRED	LOSS RATIO	DIRECT DEFENSE & COST CONTAINMENT EXPENSE INCURRED
AMERICAN BANKERS INS CO OF FLORIDA	30,044	0.2%	30,048	24,539	81.7%	173
SENTRY INS A MUTUAL CO	13,562	0.1%	8,654	0	0.0%	0
AMERICAN SENTINEL INS CO	7,833	0.0%	7,413	(140)	-1.9%	0
AIG PREMIER INS CO	4,964	0.0%	6,109	480	7.9%	0
CAPITOL INDEMNITY CORP	4,169	0.0%	3,184	282	8.9%	33
NATIONAL CASUALTY CO	2,527	0.0%	2,762	440	15.9%	0
ALL OTHERS (17)	616	0.0%	1,543	104,587	6778.2%	3,136
TOTAL	18,753,019	100.0%	18,233,554	4,397,719	24.1%	(74,790)

Credit Accident and Health (Group and Individual)

COMPANY NAME	DIRECT PREMIUMS WRITTEN	MARKET SHARE	DIRECT PREMIUMS EARNED	DIRECT LOSSES INCURRED	LOSS RATIO	DIRECT DEFENSE & COST CONTAINMENT EXPENSE INCURRED
AMERICAN BANKERS INS CO OF FLORIDA	786,493	52.6%	787,577	27,795	3.5%	122
AMERICAN SECURITY INS CO	507,347	33.9%	507,347	(20,935)	-4.1%	0
CENTRAL STATES INDEMNITY CO OF OMAHA	135,520	9.1%	135,520	39,643	29.3%	0
STATE FARM MUTUAL AUTOMOBILE INS CO	27,198	1.8%	18,210	12,827	70.4%	201
STANDARD GUARANTY INS CO	16,766	1.1%	6,004	(815)	-13.6%	0
STONEBRIDGE CASUALTY INS CO	14,182	0.9%	14,182	514	3.6%	(119)
AMERICAN RELIABLE INS CO	8,227	0.6%	8,227	798	9.7%	23
TOTAL	1,495,733	100.0%	1,477,067	59,827	4.1%	227

Collectively Renewable Accident and Health

COMPANY NAME	DIRECT PREMIUMS WRITTEN	MARKET SHARE	DIRECT PREMIUMS EARNED	DIRECT LOSSES INCURRED	LOSS RATIO	DIRECT DEFENSE & COST CONTAINMENT EXPENSE INCURRED
NATIONAL CASUALTY CO	115	100.0%	115	0	0.0%	0
TOTAL	115	100.0%	115	0	0.0%	0

Non-Cancellable Accident and Health

COMPANY NAME	DIRECT PREMIUMS WRITTEN	MARKET SHARE	DIRECT PREMIUMS EARNED	DIRECT LOSSES INCURRED	LOSS RATIO	DIRECT DEFENSE & COST CONTAINMENT EXPENSE INCURRED
COMMERCIAL GUARANTY CASUALTY IINS CO	0	0.0%	13,368	(151)	-1.1%	311
TOTAL	0	0.0%	13,368	(151)	-1.1%	311

2006 Business
Guaranteed Renewable Accident and Health

COMPANY NAME	DIRECT PREMIUMS WRITTEN	MARKET SHARE	DIRECT PREMIUMS EARNED	DIRECT LOSSES INCURRED	LOSS RATIO	DIRECT DEFENSE & COST CONTAINMENT EXPENSE INCURRED
STATE FARM MUTUAL AUTOMOBILE INS CO	2,630,904	69.7%	1,751,211	1,620,028	92.5%	8,648
CONTINENTAL CASUALTY CO	1,089,139	28.9%	(473,037)	1,699,365	-359.2%	0
AMERICAN STATES INS CO	28,259	0.7%	21,605	65,184	301.7%	0
AMERICAN FAMILY MUTUAL INS CO	24,656	0.7%	24,180	20,966	86.7%	24,499
TOTAL	3,772,958	100.0%	1,323,959	3,405,543	257.2%	33,147

Non-Renewable for Stated Reasons Only

COMPANY NAME	DIRECT PREMIUMS WRITTEN	MARKET SHARE	DIRECT PREMIUMS EARNED	DIRECT LOSSES INCURRED	LOSS RATIO	DIRECT DEFENSE & COST CONTAINMENT EXPENSE INCURRED
STATE FARM MUTUAL AUTOMOBILE INS CO	734,666	100.0%	743,646	460,859	62.0%	1,629
AMERICAN FAMILY MUTUAL INS CO	0	0.0%	0	0	0.0%	850
CONTINENTAL CASUALTY CO	0	0.0%	4,189	1,910	45.6%	0
TOTAL	734,666	100.0%	747,835	462,769	61.9%	2,479

Other Accident Only

COMPANY NAME	DIRECT PREMIUMS WRITTEN	MARKET SHARE	DIRECT PREMIUMS EARNED	DIRECT LOSSES INCURRED	LOSS RATIO	DIRECT DEFENSE & COST CONTAINMENT EXPENSE INCURRED
OLD REPUBLIC INS CO	104,514	98.6%	93,013	53,597	57.6%	0
AMERICAN HOME ASSURANCE CO	1,118	1.1%	1,205	110	9.1%	6
NATIONAL CASUALTY CO	372	0.4%	(161)	200	-124.2%	0
AMERICAN AUTOMOBILE INS CO	0	0.0%	0	1,817	0.0%	(82)
TIG INS CO	0	0.0%	0	3,855	0.0%	0
TOTAL	106,004	100.0%	94,057	59,579	63.3%	(76)

All Other Accident and Health

COMPANY NAME	DIRECT PREMIUMS WRITTEN	MARKET SHARE	DIRECT PREMIUMS EARNED	DIRECT LOSSES INCURRED	LOSS RATIO	DIRECT DEFENSE & COST CONTAINMENT EXPENSE INCURRED
STATE FARM MUTUAL AUTOMOBILE INS CO	163,443	44.6%	166,322	155,063	93.2%	746
MARKEL INS CO	109,851	30.0%	76,712	42,810	55.8%	0
REPUBLIC WESTERN INS CO	33,483	9.1%	33,483	1,500	4.5%	41
ARCH INS CO	25,074	6.8%	26,548	13,984	52.7%	(396)
CENTRAL STATES INDEMNITY CO OF OMAHA	20,543	5.6%	20,529	3,701	18.0%	0
AMERICAN BANKERS INS CO OF FLORIDA	12,904	3.5%	12,877	(32)	-0.2%	(6)
AMERICAN HARDWARE MUTUAL INS CO	1,440	0.4%	1,440	2,182	151.5%	0
ACE AMERICAN INS CO	0	0.0%	0	1,823	0.0%	0
ST. PAUL FIRE AND MARINE INS CO	0	0.0%	0	0	0.0%	13
TOTAL	366,738	100.0%	337,911	221,031	65.4%	398

2006 Business
Federal Employee Health Benefits Program Premium

COMPANY NAME	DIRECT PREMIUMS WRITTEN	MARKET SHARE	DIRECT PREMIUMS EARNED	DIRECT LOSSES INCURRED	LOSS RATIO	DIRECT DEFENSE & COST CONTAINMENT EXPENSE INCURRED
None	0	-	0	0	-	0

Workers' Compensation

COMPANY NAME	DIRECT PREMIUMS WRITTEN	MARKET SHARE	DIRECT PREMIUMS EARNED	DIRECT LOSSES INCURRED	LOSS RATIO	DIRECT DEFENSE & COST CONTAINMENT EXPENSE INCURRED
IDAHO STATE INS FUND	240,692,102	66.0%	238,439,802	150,685,006	63.2%	7,653,583
LIBERTY NORTHWEST INS CORP	44,954,975	12.3%	44,968,280	43,177,520	96.0%	1,470,432
ADVANTAGE WORKERS COMPENSATION INS CO	15,682,752	4.3%	15,088,876	9,054,891	60.0%	442,101
ASSOCIATED LOGGERS EXCHANGE	6,631,512	1.8%	6,614,112	5,154,063	77.9%	780,346
WORKERS COMPENSATION EXCHANGE	4,851,773	1.3%	4,851,773	4,802,706	99.0%	192,422
ZURICH AMERICAN INS CO	4,135,359	1.1%	4,390,496	3,713,940	84.6%	583,612
AMERICAN HOME ASSURANCE CO	4,043,520	1.1%	3,623,919	2,749,400	75.9%	246,164
EMPLOYERS COMPENSATION INS CO	3,849,332	1.1%	3,571,044	1,428,442	40.0%	208,537
EMPLOYERS INS CO OF WAUSAU	2,735,492	0.7%	3,645,247	3,731,751	102.4%	396,645
WAUSAU UNDERWRITERS INS CO	2,047,781	0.6%	2,117,790	1,369,997	64.7%	107,056
ACE AMERICAN INS COMPANY CO	1,986,835	0.5%	1,986,110	857,789	43.2%	122,746
TRAVELERS PROPERTY CASUALTY CO OF AMERICA	1,961,725	0.5%	1,171,881	1,144,037	97.6%	164,330
LIBERTY MUTUAL INS CO	1,911,282	0.5%	1,992,228	543,873	27.3%	34,121
LIBERTY MUTUAL FIRE INS CO	1,719,764	0.5%	1,030,926	(16,782)	-1.6%	34,793
NATIONAL UNION FIRE INS CO OF PITTSBURGH, PA	1,449,197	0.4%	1,467,025	(6,572,019)	-448.0%	(228,870)
HARTFORD UNDERWRITERS INS CO	1,399,853	0.4%	1,259,534	890,003	70.7%	135,847
CONTINENTAL CASUALTY CO	1,394,925	0.4%	1,393,617	435,452	31.2%	69,624
TRAVELERS INDEMNITY CO (THE)	1,385,277	0.4%	1,186,849	3,317,300	279.5%	144,419
COMMERCE AND INDUSTRY INS CO	1,332,980	0.4%	1,221,642	925,601	75.8%	101,681
INS CO OF THE STATE OF PENNSYLVANIA (THE)	1,310,061	0.4%	1,072,823	359,620	33.5%	14,150
ALL OTHERS (203)	19,440,659	5.3%	18,150,239	13,571,997	74.8%	1,906,702
TOTAL	364,917,156	100.0%	359,244,213	241,324,587	67.2%	14,580,441

Other Liability

COMPANY NAME	DIRECT PREMIUMS WRITTEN	MARKET SHARE	DIRECT PREMIUMS EARNED	DIRECT LOSSES INCURRED	LOSS RATIO	DIRECT DEFENSE & COST CONTAINMENT EXPENSE INCURRED
NATIONAL UNION FIRE INS CO OF PITTSBURGH, PA	12,220,862	9.8%	9,031,115	5,437,246	60.2%	588,173
CONTINENTAL CASUALTY CO	6,424,948	5.1%	6,285,036	6,725,503	107.0%	1,274,190
XL SPECIALTY INS CO	5,476,409	4.4%	5,702,731	2,338,832	41.0%	194,893
FEDERAL INS CO	5,078,600	4.1%	3,709,241	933,955	25.2%	726,300
CINCINNATI INS CO (THE)	3,687,429	2.9%	3,455,152	981,102	28.4%	525,788
ZURICH AMERICAN INS CO	3,125,143	2.5%	3,645,998	1,515,427	41.6%	(243,373)
AMERICAN STATES INS CO	2,831,271	2.3%	2,997,245	(486,417)	-16.2%	(184,866)
CALIFORNIA INS CO	2,663,303	2.1%	2,818,913	396,297	14.1%	(43,987)

2006 Business
Other Liability (continued)

COMPANY NAME	DIRECT PREMIUMS WRITTEN	MARKET SHARE	DIRECT PREMIUMS EARNED	DIRECT LOSSES INCURRED	LOSS RATIO	DIRECT DEFENSE & COST CONTAINMENT EXPENSE INCURRED
EMPLOYERS MUTUAL CASUALTY CO	2,625,169	2.1%	2,665,354	859,780	32.3%	711,594
CATERPILLAR INS CO	2,553,376	2.0%	1,428,454	867,506	60.7%	0
FARM BUREAU MUTUAL INS CO OF IDAHO	2,328,984	1.9%	2,239,875	2,384,390	106.5%	87,297
TWIN CITY FIRE INS CO	2,254,688	1.8%	1,171,476	165,971	14.2%	462,130
TRAVELERS PROPERTY CASUALTY CO OF AMERICA	2,077,888	1.7%	2,230,460	942,111	42.2%	139,585
STATE FARM FIRE & CASUALTY CO	2,067,938	1.7%	2,037,231	667,808	32.8%	22,669
INS CO OF THE STATE OF PENNSYLVANIA (THE)	2,013,049	1.6%	1,559,431	692,264	44.4%	126,342
ST. PAUL FIRE AND MARINE INS CO	1,921,756	1.5%	1,890,918	513,091	27.1%	989,275
UNITED FIRE & CASUALTY CO	1,824,523	1.5%	1,709,538	100,699	5.9%	(6,696)
ACE AMERICAN INS CO	1,676,011	1.3%	1,413,799	460,829	32.6%	220,263
UNIVERSAL UNDERWRITERS INS CO	1,491,671	1.2%	1,193,596	305,325	25.6%	62,330
EXECUTIVE RISK INDEMNITY INC.	1,471,528	1.2%	1,592,295	286,151	18.0%	252,613
ALL OTHERS (318)	59,288,841	47.4%	54,890,782	16,926,090	30.8%	3,927,881
TOTAL	125,103,387	100.0%	113,668,640	43,013,960	37.8%	9,822,401

Product Liability

COMPANY NAME	DIRECT PREMIUMS WRITTEN	MARKET SHARE	DIRECT PREMIUMS EARNED	DIRECT LOSSES INCURRED	LOSS RATIO	DIRECT DEFENSE & COST CONTAINMENT EXPENSE INCURRED
UNITED FIRE & CASUALTY CO	1,156,710	14.7%	1,014,082	562,456	55.5%	463,471
FEDERAL INS CO	795,638	10.1%	810,206	(331,588)	-40.9%	166,842
AMERICAN GUARANTEE AND LIABILITY INS CO	463,175	5.9%	538,451	(254,092)	-47.2%	(9,297)
CINCINNATI INS CO (THE)	450,945	5.7%	448,329	(68,303)	-15.2%	575,141
LIBERTY MUTUAL FIRE INS CO	392,396	5.0%	400,395	173,041	43.2%	37,068
SENTRY INS A MUTUAL CO	305,799	3.9%	303,202	273,430	90.2%	8,903
ZURICH AMERICAN INS CO	275,536	3.5%	275,617	(202,305)	-73.4%	(85,408)
AMERICAN HALLMARK INS CO OF TEXAS	256,858	3.3%	172,498	51,371	29.8%	20,639
TECHNOLOGY INS CO, INC.	237,394	3.0%	157,515	59,342	37.7%	16,738
TRAVELERS PROPERTY CASUALTY CO OF AMERICA	221,888	2.8%	(896,655)	21,001	-2.3%	72,641
EMPLOYERS MUTUAL CASUALTY CO	205,448	2.6%	199,924	80,801	40.4%	42,037
UNIVERSAL UNDERWRITERS INS CO	185,088	2.4%	187,470	375,927	200.5%	38,180
SENTRY SELECT INS CO	176,779	2.3%	187,227	106,234	56.7%	(4,490)
OREGON MUTUAL INS CO	148,836	1.9%	134,624	101,711	75.6%	63,124
FEDERATED MUTUAL INS CO	146,705	1.9%	145,785	(13,451)	-9.2%	(3,976)
ACE AMERICAN INS CO	142,680	1.8%	92,730	(3,208)	-3.5%	31,750
NATIONWIDE AGRIBUSINESS INS CO	139,697	1.8%	98,391	6,731	6.8%	3,920
GRANITE STATE INS CO	129,980	1.7%	139,772	74,288	53.1%	16,945
OLD REPUBLIC INS CO	128,514	1.6%	122,297	184,411	150.8%	122,012
CORNHUSKER CASUALTY CO	109,521	1.4%	124,245	10,793	8.7%	2,864
ALL OTHERS (142)	1,774,074	22.6%	1,669,742	2,636,978	157.9%	1,184,921
TOTAL	7,843,661	100.0%	6,325,847	3,845,568	60.8%	2,764,025

2006 Business
Private Passenger Auto No-Fault (Personal Injury Protection)

COMPANY NAME	DIRECT PREMIUMS WRITTEN	MARKET SHARE	DIRECT PREMIUMS EARNED	DIRECT LOSSES INCURRED	LOSS RATIO	DIRECT DEFENSE & COST CONTAINMENT EXPENSE INCURRED
MUTUAL OF ENUMCLAW INS CO	923,678	82.5%	893,145	517,856	58.0%	4,891
ENUMCLAW PROPERTY AND CASUALTY INS CO	140,969	12.6%	151,255	61,874	40.9%	9,416
NORTH PACIFIC INS CO	24,492	2.2%	25,457	50,424	198.1%	377
LIBERTY NORTHWEST INS CORP	16,148	1.4%	11,990	12,471	104.0%	260
CASUALTY UNDERWRITERS INS CO	13,567	1.2%	13,872	(26,113)	-188.2%	5,687
HARTFORD INS CO OF THE MIDWEST	176	0.0%	90	9	10.0%	(23)
OREGON MUTUAL INS CO	159	0.0%	170	(1,603)	-942.9%	(1)
CLARENDON NATIONAL INS CO	89	0.0%	89	110	123.6%	0
HARTFORD UNDERWRITERS INS CO	84	0.0%	79	15	19.0%	2
OREGON AUTOMOBILE INS CO	82	0.0%	79	61	77.2%	0
WESTERN PROTECTORS INS CO	4	0.0%	2	(2)	-100.0%	0
TRANSPORT INS CO	0	0.0%	0	0	0.0%	(13)
AMEX ASSURANCE CO	0	0.0%	0	13,886	0.0%	(1,138)
GEICO INDEMNITY CO	0	0.0%	0	532	0.0%	0
PHOENIX INS CO (THE)	0	0.0%	0	5,750	0.0%	225
UNITED STATES FIDELITY AND GUARANTY CO	0	0.0%	0	(197)	0.0%	0
STATE FARM FIRE & CASUALTY CO	0	0.0%	0	(5,048)	0.0%	0
GOVERNMENT EMPLOYEES INS CO	0	0.0%	0	90,376	0.0%	1,968
TRAVELERS INDEMNITY CO OF AMERICA (THE)	0	0.0%	0	3,000	0.0%	18
ONEBEACON AMERICA INS CO	0	0.0%	0	(17)	0.0%	0
ALL OTHERS	0	0.0%	0	144,883	0.0%	8,673
TOTAL	1,119,448	100.0%	1,096,228	868,267	79.2%	30,342

Other Private Passenger Auto Liability

COMPANY NAME	DIRECT PREMIUMS WRITTEN	MARKET SHARE	DIRECT PREMIUMS EARNED	DIRECT LOSSES INCURRED	LOSS RATIO	DIRECT DEFENSE & COST CONTAINMENT EXPENSE INCURRED
STATE FARM MUTUAL AUTOMOBILE INS CO	51,799,207	13.7%	51,761,887	24,780,643	47.9%	816,475
FARMERS INS CO OF IDAHO	41,075,970	10.8%	39,887,100	23,844,805	59.8%	1,175,085
FARM BUREAU MUTUAL INS CO OF IDAHO	36,219,993	9.6%	36,124,126	28,392,147	78.6%	1,789,707
SAFECO INS CO OF AMERICA	22,170,653	5.8%	22,131,282	10,456,220	47.2%	409,233
PROGRESSIVE NORTHWESTERN INS CO	19,588,648	5.2%	19,738,873	11,124,821	56.4%	638,373
ALLSTATE INS CO	17,459,388	4.6%	18,037,911	5,381,965	29.8%	177,167
MID-CENTURY INS CO	13,886,119	3.7%	13,650,055	7,986,733	58.5%	436,063
GEICO GENERAL INS CO	11,978,627	3.2%	11,693,578	6,423,464	54.9%	64,911
AMERICAN FAMILY MUTUAL INS CO	10,892,591	2.9%	10,065,904	8,180,813	81.3%	755,860
PROGRESSIVE DIRECT INS CO	9,744,929	2.6%	9,693,008	3,764,317	38.8%	94,100
ALLSTATE INDEMNITY CO	8,519,882	2.2%	8,577,532	3,380,040	39.4%	50,979
ALLSTATE PROPERTY AND CASUALTY INS CO	8,519,188	2.2%	8,718,573	3,566,101	40.9%	45,032
VIKING INS CO OF WISCONSIN	7,897,670	2.1%	6,941,592	4,820,828	69.4%	29,853
MUTUAL OF ENUMCLAW INS CO	7,304,302	1.9%	7,083,876	4,867,278	68.7%	341,097

2006 Business
Other Private Passenger Auto Liability (continued)

COMPANY NAME	DIRECT PREMIUMS WRITTEN	MARKET SHARE	DIRECT PREMIUMS EARNED	DIRECT LOSSES INCURRED	LOSS RATIO	DIRECT DEFENSE & COST CONTAINMENT EXPENSE INCURRED
UNITED SERVICES AUTOMOBILE ASSOCIATION	6,136,713	1.6%	6,062,095	3,652,347	60.2%	212,604
GEICO INDEMNITY CO	5,979,618	1.6%	5,889,609	3,650,887	62.0%	83,914
LIBERTY MUTUAL FIRE INS CO	5,905,722	1.6%	5,545,321	3,040,927	54.8%	(114,671)
AIG NATIONAL INS CO, INC.	5,157,709	1.4%	4,854,920	3,745,218	77.1%	116,931
USAA CASUALTY INS CO	5,009,298	1.3%	4,919,002	2,739,451	55.7%	45,588
GOVERNMENT EMPLOYEES INS CO	4,696,034	1.2%	4,704,122	2,281,648	48.5%	109,612
ALL OTHERS (167)	79,084,630	20.9%	78,727,724	43,670,187	55.5%	1,551,027
TOTAL	379,026,891	100.0%	374,808,090	209,750,840	56.0%	8,828,940

Commercial Auto No-Fault (Personal Injury Protection)

COMPANY NAME	DIRECT PREMIUMS WRITTEN	MARKET SHARE	DIRECT PREMIUMS EARNED	DIRECT LOSSES INCURRED	LOSS RATIO	DIRECT DEFENSE & COST CONTAINMENT EXPENSE INCURRED
MUTUAL OF ENJUMCLAW INS CO	207,852	100.5%	215,628	15,555	7.2%	22,391
VANLINER INS CO	280	0.1%	278	4	1.4%	1
UNIGARD INS CO	210	0.1%	51	5	9.8%	1
DAIMLERCHRYSLER INS CO	121	0.1%	121	0	0.0%	0
LINCOLN GENERAL INS CO	58	0.0%	88	0	0.0%	0
STONINGTON INS CO	51	0.0%	28	(261)	-932.1%	0
SENTRY SELECT INS CO	0	0.0%	0	(8)	0.0%	(1)
PRAETORIAN INS CO	0	0.0%	234	42	17.9%	1
UNITED STATES FIDELITY AND GUARANTY CO	0	0.0%	0	34	0.0%	3
AMERICAN STATES INS CO	0	0.0%	0	(1,274)	0.0%	0
FIREMAN'S FUND INS CO	0	0.0%	0	(1)	0.0%	0
LANGER INS CO	0	0.0%	0	(3)	0.0%	0
UNITED STATES FIRE INS CO	0	0.0%	0	(39)	0.0%	21
PHILADELPHIA INDEMNITY INS CO	0	0.0%	0	(19,629)	0.0%	(172)
LIBERTY MUTUAL FIRE INS CO	0	0.0%	0	0	0.0%	(20)
NORTHLAND INS CO	0	0.0%	0	7	0.0%	1
STATE FARM MUTUAL AUTOMOBILE INS CO	0	0.0%	0	50,784	0.0%	0
CLARENDON NATIONAL INS CO	0	0.0%	6,668	0	0.0%	0
LUMBERMEN'S UNDERWRITING ALLIANCE	0	0.0%	0	(16)	0.0%	(18)
MARYLAND CASUALTY CO	0	0.0%	0	(11,479)	0.0%	(39)
ALL OTHERS (7)	(1,678)	-0.8%	(1,345)	(423)	31.4%	(44)
TOTAL	206,894	100.0%	221,751	33,298	15.0%	22,125

2006 Business
Other Commercial Auto Liability

COMPANY NAME	DIRECT PREMIUMS WRITTEN	MARKET SHARE	DIRECT PREMIUMS EARNED	DIRECT LOSSES INCURRED	LOSS RATIO	DIRECT DEFENSE & COST CONTAINMENT EXPENSE INCURRED
WESTERN COMMUNITY INS CO	6,080,880	6.0%	5,881,489	4,441,789	75.5%	622,816
GREAT WEST CASUALTY CO	6,006,222	5.9%	6,240,989	4,390,854	70.4%	270,387
UNITED FINANCIAL CASUALTY CO	4,318,874	4.3%	2,064,614	1,220,609	59.1%	71,865
CONTINENTAL WESTERN INS CO	4,109,489	4.1%	4,140,100	3,892,472	94.0%	493,722
NORTHLAND INS CO	3,637,643	3.6%	3,565,119	1,520,401	42.6%	194,331
CINCINNATI INS CO (THE)	3,273,111	3.2%	2,988,864	1,945,257	65.1%	208,613
AMERICAN HALLMARK INS CO OF TEXAS	3,065,574	3.0%	2,458,052	1,440,266	58.6%	73,742
CONTINENTAL CASUALTY CO	2,969,221	2.9%	2,815,662	2,016,647	71.6%	213,630
UNIGARD INS CO	2,581,074	2.5%	2,537,101	702,300	27.7%	(190,995)
MUTUAL OF ENUMCLAW INS CO	2,556,061	2.5%	2,636,584	2,260,549	85.7%	137,751
NATIONWIDE MUTUAL INS CO	2,516,547	2.5%	2,044,235	1,942,416	95.0%	254,007
SENTRY SELECT INS CO	2,492,267	2.5%	2,297,784	760,478	33.1%	209,566
STATE FARM MUTUAL AUTOMOBILE INS CO	2,226,331	2.2%	2,106,176	1,071,844	50.9%	61,122
PROGRESSIVE CASUALTY INS CO	1,901,895	1.9%	4,108,681	3,126,986	76.1%	291,349
TRAVELERS PROPERTY CASUALTY CO OF AMERICA	1,853,772	1.8%	1,969,479	726,074	36.9%	84,393
AMERICAN STATES INS CO	1,852,798	1.8%	1,841,671	(687,155)	-37.3%	78,487
AMERICAN STATES PREFERRED INS CO	1,781,774	1.8%	1,820,271	513,681	28.2%	61,961
NORTH PACIFIC INS CO	1,730,231	1.7%	1,524,713	1,172,723	76.9%	37,671
EMPLOYERS MUTUAL CASUALTY CO	1,553,863	1.5%	1,571,817	349,797	22.3%	86,092
LIBERTY MUTUAL FIRE INS CO	1,536,187	1.5%	1,186,846	676,945	57.0%	(10,543)
ALL OTHERS (238)	43,285,495	42.7%	42,740,047	17,642,856	41.3%	966,881
TOTAL	101,329,309	100.0%	98,540,294	51,127,789	51.9%	4,216,848

Private Passenger Auto Physical Damage

COMPANY NAME	DIRECT PREMIUMS WRITTEN	MARKET SHARE	DIRECT PREMIUMS EARNED	DIRECT LOSSES INCURRED	LOSS RATIO	DIRECT DEFENSE & COST CONTAINMENT EXPENSE INCURRED
STATE FARM MUTUAL AUTOMOBILE INS CO	38,530,126	13.9%	38,763,405	21,154,193	54.6%	16,964
FARM BUREAU MUTUAL INS CO OF IDAHO	29,449,171	10.6%	29,609,606	15,361,020	51.9%	(1,157,371)
FARMERS INS CO OF IDAHO	28,221,841	10.2%	28,732,977	16,887,150	58.8%	67,247
ALLSTATE INS CO	16,660,495	6.0%	16,949,671	5,685,239	33.5%	25,799
SAFECO INS CO OF AMERICA	13,964,818	5.0%	14,133,387	8,566,799	60.8%	103,837
PROGRESSIVE NORTHWESTERN INS CO	10,951,634	4.0%	10,995,524	6,394,302	58.2%	1,398
ALLSTATE PROPERTY AND CASUALTY INS CO	10,293,426	3.7%	10,548,414	3,932,495	37.3%	23,496
GEICO GENERAL INS CO	8,712,442	3.1%	8,374,672	4,765,277	56.9%	45,994
UNITED SERVICES AUTOMOBILE ASSOCIATION	6,806,832	2.5%	6,808,987	3,176,421	46.7%	43,308
AMERICAN FAMILY MUTUAL INS CO	6,776,036	2.4%	6,237,372	4,293,479	68.8%	8,760
ALLSTATE INDEMNITY CO	5,954,393	2.1%	5,950,092	2,452,833	41.2%	7,634
PROGRESSIVE DIRECT INS CO	5,414,758	2.0%	5,358,673	2,938,062	54.8%	4,613
MUTUAL OF ENUMCLAW INS CO	5,224,044	1.9%	4,951,758	2,984,231	60.3%	25,615
LIBERTY MUTUAL FIRE INS CO	5,120,533	1.8%	4,835,424	2,411,612	49.9%	(12,145)

2006 Business
Private Passenger Auto Physical Damage (continued)

COMPANY NAME	DIRECT PREMIUMS WRITTEN	MARKET SHARE	DIRECT PREMIUMS EARNED	DIRECT LOSSES INCURRED	LOSS RATIO	DIRECT DEFENSE & COST CONTAINMENT EXPENSE INCURRED
USAA CASUALTY INS CO	4,945,799	1.8%	4,913,048	2,249,815	45.8%	28,135
ALLSTATE FIRE AND CASUALTY INS CO	4,141,247	1.5%	3,162,971	1,648,581	52.1%	3,053
GEICO INDEMNITY CO	4,043,065	1.5%	3,858,814	2,149,782	55.7%	14,421
MID-CENTURY INS CO	3,976,895	1.4%	4,186,059	2,516,757	60.1%	9,400
GOVERNMENT EMPLOYEES INS CO	3,906,232	1.4%	3,821,812	2,209,896	57.8%	19,950
AIG NATIONAL INS CO, INC.	3,550,139	1.3%	3,400,346	2,050,875	60.3%	123,364
ALL OTHERS (154)	60,484,125	21.8%	60,716,955	26,713,220	44.0%	290,251
TOTAL	277,128,051	100.0%	276,309,967	140,562,039	50.9%	(306,277)

Commercial Auto Physical Damage

COMPANY NAME	DIRECT PREMIUMS WRITTEN	MARKET SHARE	DIRECT PREMIUMS EARNED	DIRECT LOSSES INCURRED	LOSS RATIO	DIRECT DEFENSE & COST CONTAINMENT EXPENSE INCURRED
STATE FARM MUTUAL AUTOMOBILE INS CO	3,724,732	7.7%	3,702,436	2,198,001	59.4%	(2,207)
GREAT WEST CASUALTY CO	3,153,588	6.5%	3,208,891	2,040,826	63.6%	11,888
WESTERN COMMUNITY INS CO	3,134,119	6.5%	2,951,481	1,739,712	58.9%	52,459
UNITED FINANCIAL CASUALTY CO	2,020,921	4.2%	951,927	528,393	55.5%	3,491
CONTINENTAL WESTERN INS CO	1,867,873	3.9%	1,838,270	1,130,283	61.5%	116,954
NORTHLAND INS CO	1,776,513	3.7%	1,696,826	712,990	42.0%	1,205
AMERICAN HALLMARK INS CO OF TEXAS	1,562,306	3.2%	1,256,588	474,240	37.7%	(117)
MUTUAL OF ENUMCLAW INS CO	1,499,872	3.1%	1,547,063	564,096	36.5%	(22,246)
NATIONWIDE MUTUAL INS CO	1,326,437	2.7%	963,268	584,686	60.7%	7,769
CINCINNATI INS CO (THE)	1,299,084	2.7%	1,171,670	648,057	55.3%	9,596
BALBOA INS CO	1,247,614	2.6%	1,092,961	374,017	34.2%	(250)
UNIGARD INS CO	1,231,781	2.6%	1,196,457	729,933	61.0%	36,000
UNIVERSAL UNDERWRITERS INS CO	1,078,609	2.2%	1,078,907	604,992	56.1%	622
CUMIS INS SOCIETY, INC.	1,016,502	2.1%	918,713	322,736	35.1%	(775)
SENTRY SELECT INS CO	923,520	1.9%	836,009	390,052	46.7%	30,748
TRUCK INS EXCHANGE	921,073	1.9%	849,157	407,173	48.0%	7,739
PROGRESSIVE CASUALTY INS CO	872,524	1.8%	1,815,638	780,607	43.0%	(4,561)
AMERICAN HARDWARE MUTUAL INS CO	802,131	1.7%	835,106	791,320	94.8%	1,484
NORTH PACIFIC INS CO	793,571	1.6%	709,151	488,119	68.8%	1,759
FARMERS INS EXCHANGE	757,992	1.6%	761,569	235,232	30.9%	5,283
ALL OTHERS (213)	17,241,393	35.7%	17,489,829	7,483,085	42.8%	445,232
TOTAL	48,252,155	100.0%	46,871,917	23,228,550	49.6%	702,073

2006 Business
Aircraft

COMPANY NAME	DIRECT PREMIUMS WRITTEN	MARKET SHARE	DIRECT PREMIUMS EARNED	DIRECT LOSSES INCURRED	LOSS RATIO	DIRECT DEFENSE & COST CONTAINMENT EXPENSE INCURRED
NATIONAL UNION FIRE INS CO OF PITTSBURGH, PA	3,816,235	27.2%	3,450,905	2,005,255	58.1%	138,360
XL SPECIALTY INS CO	1,735,596	12.4%	1,814,890	1,305,278	71.9%	283,236
OLD REPUBLIC INS CO	1,569,259	11.2%	1,569,625	(269,060)	-17.1%	169,989
U.S. SPECIALTY INS CO	907,544	6.5%	909,314	(18,099)	-2.0%	(31,790)
NATIONAL INDEMNITY CO	592,793	4.2%	645,822	6,931,570	1073.3%	113,622
ACE AMERICAN INS CO	578,931	4.1%	578,931	(39,631)	-6.8%	(417)
AMERICAN ALTERNATIVE INS CORP	558,899	4.0%	686,537	1,990,688	290.0%	43,116
LIBERTY MUTUAL INS CO	552,518	3.9%	530,387	25,795	4.9%	41,996
INS CO OF THE STATE OF PENNSYLVANIA (THE)	477,844	3.4%	901,945	262,721	29.1%	(15,314)
ZURICH AMERICAN INS CO	463,019	3.3%	436,258	60,052	13.8%	28,704
AVEMCO INS CO	413,589	2.9%	411,122	646,038	157.1%	41,425
ACE PROPERTY AND CASUALTY INS CO	312,865	2.2%	294,662	34,170	11.6%	20,213
AMERICAN NATIONAL PROPERTY AND CASUALTY CO	283,617	2.0%	358,867	(29,024)	-8.1%	0
NORTH AMERICAN SPECIALTY INS CO	282,806	2.0%	268,733	0	0.0%	0
GENERAL REINS CORP	276,258	2.0%	265,193	(74,879)	-28.2%	(6,410)
NATIONAL LIABILITY & FIRE INS CO	276,258	2.0%	265,193	12,643	4.8%	3,652
PHOENIX INDEMNITY INS CO	198,658	1.4%	38,432	17,380	45.2%	0
ALLIANZ GLOBAL RISKS US INS CO	151,855	1.1%	22,461	6,695	29.8%	188
STARNET INS CO	144,213	1.0%	79,330	8,745	11.0%	0
TOKIO MARINE & NICHIDO FIRE INS CO., LTD.	120,056	0.9%	123,866	1,898,237	1532.5%	24,282
ALL OTHERS (21)	325,719	2.3%	420,151	1,147,670	273.2%	55,666
TOTAL	14,038,532	100.0%	14,072,624	15,922,244	113.1%	920,518

Fidelity

COMPANY NAME	DIRECT PREMIUMS WRITTEN	MARKET SHARE	DIRECT PREMIUMS EARNED	DIRECT LOSSES INCURRED	LOSS RATIO	DIRECT DEFENSE & COST CONTAINMENT EXPENSE INCURRED
CUMIS INS SOCIETY, INC.	641,219	22.8%	628,670	255,273	40.6%	3,702
FEDERAL INS CO	445,645	15.9%	401,651	234,211	58.3%	(2,275)
NATIONAL UNION FIRE INS CO OF PITTSBURGH, PA	353,983	12.6%	417,325	(28,872)	-6.9%	(2,887)
TRAVELERS CASUALTY AND SURETY CO OF AMERICA	263,619	9.4%	253,488	134,637	53.1%	528
WESTERN SURETY CO	196,625	7.0%	191,773	4,489	2.3%	597
FIDELITY AND DEPOSIT CO OF MARYLAND	143,613	5.1%	153,610	(13,064)	-8.5%	(1,506)
EXECUTIVE RISK INDEMNITY INC.	132,974	4.7%	132,385	(6,649)	-5.0%	(1,151)
GREAT AMERICAN INS CO	97,092	3.5%	117,280	(166,730)	-142.2%	168,973
PROGRESSIVE CASUALTY INS CO	88,759	3.2%	88,069	(26,745)	-30.4%	(1,397)
HARTFORD FIRE INS CO	74,408	2.6%	87,927	1,455	1.7%	4,388
ST. PAUL MERCURY INS CO	70,183	2.5%	59,135	8,624	14.6%	811
ZURICH AMERICAN INS CO	63,258	2.3%	7,757	5,450	70.3%	934
UNIVERSAL UNDERWRITERS INS CO	59,045	2.1%	57,493	17,718	30.8%	36
ST. PAUL FIRE AND MARINE INS CO	52,232	1.9%	54,660	4,399	8.0%	33

2006 Business
Fidelity (continued)

COMPANY NAME	DIRECT PREMIUMS WRITTEN	MARKET SHARE	DIRECT PREMIUMS EARNED	DIRECT LOSSES INCURRED	LOSS RATIO	DIRECT DEFENSE & COST CONTAINMENT EXPENSE INCURRED
CONTINENTAL CASUALTY CO	45,880	1.6%	13,312	18,886	141.9%	3,367
CINCINNATI INS CO (THE)	32,573	1.2%	34,350	27,870	81.1%	0
CONTINENTAL INS CO (THE)	23,600	0.8%	31,879	2,838	8.9%	5,672
FEDERATED MUTUAL INS CO	23,083	0.8%	20,915	(549)	-2.6%	(169)
NATIONWIDE MUTUAL INS CO	21,785	0.8%	21,383	16,438	76.9%	7,189
OLD REPUBLIC SURETY CO	21,088	0.8%	21,236	0	0.0%	0
ALL OTHERS (87)	(40,624)	-1.4%	(13,742)	57,055	-415.2%	3,094
TOTAL	2,810,040	100.0%	2,780,556	546,734	19.7%	189,939

Surety

COMPANY NAME	DIRECT PREMIUMS WRITTEN	MARKET SHARE	DIRECT PREMIUMS EARNED	DIRECT LOSSES INCURRED	LOSS RATIO	DIRECT DEFENSE & COST CONTAINMENT EXPENSE INCURRED
TRAVELERS CASUALTY AND SURETY CO OF AMERICA	4,576,323	22.9%	4,210,750	3,815,803	90.6%	1,174,581
WESTERN SURETY CO	2,409,314	12.0%	2,223,565	297,955	13.4%	27,613
SAFECO INS CO OF AMERICA	1,497,889	7.5%	1,689,587	143,856	8.5%	40,611
LIBERTY MUTUAL INS CO	1,187,360	5.9%	1,290,038	223,435	17.3%	(110,294)
FEDERAL INS CO	956,916	4.8%	484,984	(16,415)	-3.4%	0
INS CO OF THE WEST	841,090	4.2%	859,180	(51,361)	-6.0%	27,791
FIDELITY AND DEPOSIT CO OF MARYLAND	772,946	3.9%	662,794	8,799	1.3%	(953)
NORTH AMERICAN SPECIALTY INS CO	684,170	3.4%	576,338	1	0.0%	0
GREAT AMERICAN INS CO	574,372	2.9%	470,297	63,843	13.6%	(22,937)
HARTFORD FIRE INS CO	465,619	2.3%	380,119	92,072	24.2%	23,057
WESTERN INS CO	432,377	2.2%	350,618	40,534	11.6%	23,129
DEVELOPERS SURETY AND INDEMNITY CO	402,925	2.0%	312,493	26,958	8.6%	10,377
LINCOLN GENERAL INS CO	358,472	1.8%	368,906	0	0.0%	0
NATIONWIDE MUTUAL INS CO	326,843	1.6%	306,903	(3,384)	-1.1%	2,670
CONTRACTORS BONDING AND INS CO	320,701	1.6%	260,471	17,567	6.7%	4,822
WESTCHESTER FIRE INS CO	296,186	1.5%	214,694	18,364	8.6%	10,808
EMPLOYERS MUTUAL CASUALTY CO	294,493	1.5%	333,237	11,873	3.6%	5,467
UNITED FIRE & CASUALTY CO	286,143	1.4%	333,959	(21,437)	-6.4%	(966)
SUN SURETY INS CO	268,892	1.3%	268,892	0	0.0%	0
MERCHANTS BONDING CO (MUTUAL)	264,782	1.3%	232,082	(3,403)	-1.5%	920
ALL OTHERS (129)	2,792,366	14.0%	2,835,443	648,206	22.9%	176,374
TOTAL	20,010,179	100.0%	18,665,350	5,313,266	28.5%	1,393,070

**2006 Business
Burglary and Theft**

COMPANY NAME	DIRECT PREMIUMS WRITTEN	MARKET SHARE	DIRECT PREMIUMS EARNED	DIRECT LOSSES INCURRED	LOSS RATIO	DIRECT DEFENSE & COST CONTAINMENT EXPENSE INCURRED
LIBERTY INS UNDERWRITERS INC.	217,103	39.1%	193,058	14,906	7.7%	3,785
TRAVELERS CASUALTY AND SURETY CO OF AMERICA	94,640	17.0%	88,846	26,389	29.7%	1,280
FEDERAL INS CO	44,959	8.1%	67,662	277	0.4%	44
AMERICAN HARDWARE MUTUAL INS CO	29,828	5.4%	29,466	(340)	-1.2%	(101)
UNIVERSAL UNDERWRITERS INS CO	20,955	3.8%	20,063	17,985	89.6%	1,736
WESTERN COMMUNITY INS CO	18,156	3.3%	19,406	13,393	69.0%	0
HARTFORD FIRE INS CO	15,465	2.8%	20,448	(12,803)	-62.6%	2,360
CINCINNATI INS CO (THE)	12,430	2.2%	12,764	0	0.0%	0
CONTINENTAL CASUALTY CO	11,027	2.0%	2,506	1,473	58.8%	0
NATIONWIDE AGRIBUSINESS INS CO	9,476	1.7%	6,658	394	5.9%	9
ST. PAUL FIRE AND MARINE INS CO	8,946	1.6%	7,594	(3,556)	-46.8%	130
NATIONAL FARMERS UNION PROPERTY AND CASUALTY CO	8,240	1.5%	7,766	73	0.9%	22
NATIONAL UNION FIRE INS CO OF PITTSBURGH, PA	7,456	1.3%	16,482	(2,012)	-12.2%	(140)
FIDELITY AND DEPOSIT CO OF MARYLAND	6,314	1.1%	6,382	317	5.0%	0
EMPLOYERS MUTUAL CASUALTY CO	4,731	0.9%	3,505	22	0.6%	0
TWIN CITY FIRE INS CO	3,716	0.7%	2,753	265	9.6%	381
EXECUTIVE RISK INDEMNITY INC.	3,524	0.6%	3,111	48	1.5%	2
NORTH PACIFIC INS CO	3,177	0.6%	2,264	(3)	-0.1%	0
SENTRY SELECT INS CO	2,788	0.5%	3,293	(37)	-1.1%	(3)
NATIONWIDE MUTUAL INS CO	2,709	0.5%	3,331	(122)	-3.7%	0
ALL OTHERS (79)	29,699	5.3%	33,613	1,333	4.0%	364
TOTAL	555,339	100.0%	550,971	58,002	10.5%	9,869

Boiler and Machinery

COMPANY NAME	DIRECT PREMIUMS WRITTEN	MARKET SHARE	DIRECT PREMIUMS EARNED	DIRECT LOSSES INCURRED	LOSS RATIO	DIRECT DEFENSE & COST CONTAINMENT EXPENSE INCURRED
FACTORY MUTUAL INS CO	2,129,945	35.3%	2,107,856	(404,854)	-19.2%	(16,996)
ZURICH AMERICAN INS CO	696,327	11.5%	629,685	205,595	32.7%	11,826
NATIONAL UNION FIRE INS CO OF PITTSBURGH, PA	402,814	6.7%	231,746	131,170	56.6%	9,182
HARTFORD STEAM BOILER INSPECTION AND INS CO (THE)	372,087	6.2%	383,828	113,408	29.5%	4,635
PACIFIC INDEMNITY CO	248,137	4.1%	254,794	149,056	58.5%	5,941
AFFILIATED FM INS CO	210,967	3.5%	195,076	20,042	10.3%	257
UNIVERSAL UNDERWRITERS INS CO	182,175	3.0%	174,740	471	0.3%	462
CONTINENTAL WESTERN INS CO	152,803	2.5%	158,324	30,587	19.3%	0
TRAVELERS PROPERTY CASUALTY CO OF AMERICA	147,857	2.5%	157,031	125,715	80.1%	3,564
FEDERAL INS CO	144,262	2.4%	138,892	(2,448)	-1.8%	(157)
CONTINENTAL CASUALTY CO	135,068	2.2%	120,159	44,710	37.2%	1,430
CINCINNATI INS CO (THE)	122,368	2.0%	120,062	25,467	21.2%	517
AMCO INS CO	122,315	2.0%	114,740	18,807	16.4%	782
XL INS AMERICA, INC.	115,525	1.9%	82,234	15,845	19.3%	0

**2006 Business
Boiler and Machinery (continued)**

COMPANY NAME	DIRECT PREMIUMS WRITTEN	MARKET SHARE	DIRECT PREMIUMS EARNED	DIRECT LOSSES INCURRED	LOSS RATIO	DIRECT DEFENSE & COST CONTAINMENT EXPENSE INCURRED
OREGON MUTUAL INS CO	97,254	1.6%	89,679	(3,151)	-3.5%	0
LUMBERMEN'S UNDERWRITING ALLIANCE	95,869	1.6%	77,358	0	0.0%	0
ALLIANZ GLOBAL RISKS US INS CO	78,014	1.3%	83,351	14,384	17.3%	(26,617)
EMPLOYERS MUTUAL CASUALTY CO	69,985	1.2%	63,417	6,326	10.0%	0
AMERICAN GUARANTEE AND LIABILITY INS CO	50,460	0.8%	59,322	(1,472)	-2.5%	0
NATIONWIDE MUTUAL INS CO	40,927	0.7%	42,141	101,139	240.0%	202
ALL OTHERS (76)	415,028	6.9%	398,907	27,577	6.9%	(1,977)
TOTAL	6,030,187	100.0%	5,683,342	618,374	10.9%	(6,949)

Credit

COMPANY NAME	DIRECT PREMIUMS WRITTEN	MARKET SHARE	DIRECT PREMIUMS EARNED	DIRECT LOSSES INCURRED	LOSS RATIO	DIRECT DEFENSE & COST CONTAINMENT EXPENSE INCURRED
FIRST COLONIAL INS CO	413,108	33.0%	124,304	90,379	72.7%	0
EULER AMERICAN CREDIT INDEMNITY CO	217,226	17.3%	218,170	46,352	21.2%	0
WESCO INS CO	172,326	13.8%	253,478	38,226	15.1%	0
AMERICAN NATIONAL PROPERTY AND CASUALTY CO	142,205	11.3%	139,828	3,234	2.3%	0
ACE AMERICAN INS CO	103,963	8.3%	103,465	116,170	112.3%	(6,762)
GREAT AMERICAN INS CO	76,897	6.1%	76,897	7,143	9.3%	0
EMPLOYERS' FIRE INS CO (THE)	41,767	3.3%	36,290	33,654	92.7%	0
HSBC INS CO OF DELAWARE	41,230	3.3%	22,982	2,507	10.9%	0
CONTINENTAL CASUALTY CO	32,524	2.6%	23,285	(34,527)	-148.3%	0
STONEBRIDGE CASUALTY INS CO	21,822	1.7%	28,070	(251)	-0.9%	3
ARCH INS CO	3,317	0.3%	2,359	0	0.0%	0
BALBOA INS CO	0	0.0%	0	(24,022)	0.0%	(66)
COMMERCIAL GUARANTY CASUALTY INS CO	0	0.0%	0	(3)	0.0%	0
INS CO OF NORTH AMERICA	0	0.0%	0	1,378	0.0%	0
CONTINENTAL INS CO (THE)	0	0.0%	0	(60)	0.0%	0
LYNDON PROPERTY INS CO	0	0.0%	1,518	(2,789)	-183.7%	0
SECURITY INS CO OF HARTFORD	0	0.0%	0	(481)	0.0%	(85)
BANKERS STANDARD INS CO	0	0.0%	0	250	0.0%	0
VIRGINIA SURETY CO, INC.	(453)	0.0%	1,708	0	0.0%	0
BANCINSURE, INC.	(2,563)	-0.2%	(969)	0	0.0%	0
ALL OTHERS (1)	(10,368)	-0.8%	106,613	66,426	62.3%	0
TOTAL	1,253,001	100.0%	1,137,988	343,586	30.2%	(6,910)

2006 Business
Accident and Health - Life, Health and Managed Care Companies

COMPANY NAME	DIRECT PREMIUMS WRITTEN	MARKET SHARE	PREMIUMS EARNED	LOSSES INCURRED	LOSS RATIO
BLUE CROSS OF IDAHO HEALTH SERVICE, INC.	884,106,977	49.5%	886,252,061	750,964,653	84.7%
REGENCE BLUESHIELD OF IDAHO, INC.	371,797,888	20.8%	372,712,778	292,111,835	78.4%
HUMANA INS CO	61,265,753	3.4%	55,352,659	48,971,002	88.5%
UNITED HEALTHCARE INS CO	55,780,018	3.1%	55,808,345	44,495,445	79.7%
MUTUAL OF OMAHA INS CO	28,121,695	1.6%	28,179,455	18,332,230	65.1%
PRIMARY HEALTH NETWORK, INC.	27,769,135	1.6%	27,769,135	22,277,185	80.2%
AMERICAN FAMILY LIFE ASSURANCE COMPANY OF COLUMBUS	24,743,886	1.4%	24,968,558	12,407,617	49.7%
STERLING LIFE INS CO	22,737,491	1.3%	22,753,027	17,392,027	76.4%
STANDARD INS CO	19,747,527	1.1%	19,743,071	14,479,978	73.3%
PACIFICARE LIFE AND HEALTH INS CO	13,925,305	0.8%	13,925,305	17,072,072	122.6%
BANKERS LIFE AND CASUALTY CO	13,313,185	0.7%	13,736,651	8,390,107	61.1%
GROUP HEALTH OPTIONS, INC.	12,399,226	0.7%	12,399,226	10,900,938	87.9%
TIME INS CO	12,395,122	0.7%	12,378,199	6,570,736	53.1%
METROPOLITAN LIFE INS CO	11,022,425	0.6%	10,821,824	4,702,520	43.5%
PRINCIPAL LIFE INS CO	10,941,796	0.6%	10,226,897	5,496,937	53.7%
MEGA LIFE AND HEALTH INS CO	9,932,567	0.6%	9,664,209	4,617,591	47.8%
AETNA LIFE INS CO	8,447,134	0.5%	8,536,590	6,549,136	76.7%
VISION SERVICE PLAN OF IDAHO, INC.	7,714,180	0.4%	7,714,180	5,050,155	65.5%
HARTFORD LIFE & ACCIDENT INS CO	7,627,764	0.4%	7,686,851	4,884,969	64.4%
COMBINED INS CO OF AMERICA	7,173,595	0.4%	7,338,055	3,081,136	42.0%
ALL OTHER COMPANIES (277)	173,661,016	9.7%	174,298,052	114,935,143	65.9%
TOTAL	1,784,623,685	100.0%	1,782,165,128	1,413,683,412	79.3%

2006 Business
Title

COMPANY NAME	PREMIUMS WRITTEN	MARKET SHARE	PREMIUMS EARNED	LOSSES INCURRED	LOSS RATIO
FIRST AMERICAN TITLE INS CO	42,530,189	29.7%	41,584,509	842,210	2.0%
CHICAGO TITLE INS CO	18,211,705	12.7%	17,770,948	1,138,626	6.4%
COMMONWEALTH LAND TITLE INS CO	16,393,663	11.5%	17,039,132	75,704	0.4%
TRANSNATION TITLE INS CO	16,346,310	11.4%	15,777,542	536,747	3.4%
STEWART TITLE GUARANTY COMPANY	16,128,730	11.3%	15,779,331	(11,142)	-0.1%
OLD REPUBLIC NATIONAL TITLE INS CO	13,409,590	9.4%	13,316,676	598,538	4.5%
FIDELITY NATIONAL TITLE INS CO	7,244,019	5.1%	7,105,392	30,956	0.4%
LAWYERS TITLE INSURANCE CORPORATION	5,164,505	3.6%	5,094,027	70,709	1.4%
TICOR TITLE INS CO	4,655,889	3.3%	4,675,254	181,410	3.9%
UNITED GENERAL TITLE INS CO	2,907,231	2.0%	2,867,533	125,091	4.4%
PACIFIC NORTHWEST TITLE INS CO, INC.	83,087	0.1%	84,426	0	0.0%
INVESTORS TITLE INS CO	0	0.0%	0	0	0.0%
TICOR TITLE INS CO OF FLORIDA	0	0.0%	0	0	0.0%
CENSTAR TITLE INS CO	0	0.0%	0	0	0.0%
ATLANTIC TITLE INS CO	0	0.0%	0	0	0.0%
AMERICAN GUARANTY TITLE INS CO	0	0.0%	0	0	0.0%
SECURITY UNION TITLE INS CO	0	0.0%	5,105	5,434	106.4%
TOTAL	143,074,908	100.0%	141,099,875	3,594,283	2.5%

2006 Business Ordinary Life & Annuity

COMPANY NAME	DIRECT PREMIUMS WRITTEN	DIRECT ANNUITY CONSIDERATION	DIRECT CLAIMS & BENEFITS PAID	IN FORCE ON 12/31/2005	MARKET SHARE (PREMIUMS)	MARKET SHARE (IN FORCE)
NORTHWESTERN MUTUAL LIFE INS CO	47,349,095	7,902,216	31,060,550	6,415,852,573	13.9%	11.3%
BENEFICIAL LIFE INS CO	16,216,361	35,372,122	50,099,346	3,334,661,160	4.8%	5.8%
FARM BUREAU LIFE INS CO	14,164,115	7,413,900	12,099,592	2,480,039,020	4.2%	4.3%
SECURITY LIFE OF DENVER INS CO	11,813,931	408	1,707,801	502,043,103	3.5%	0.9%
STATE FARM LIFE INS CO	11,809,284	4,273,913	10,827,988	2,557,620,937	3.5%	4.5%
NEW YORK LIFE INS CO	10,613,365	441,176	13,625,682	1,592,007,810	3.1%	2.8%
AMERICAN GENERAL LIFE INS CO	7,717,298	687,438	4,134,935	1,922,558,824	2.3%	3.4%
MASSACHUSETTS MUTUAL LIFE INS CO	7,107,989	4,476,978	8,222,452	650,688,232	2.1%	1.1%
TRANSAMERICA LIFE INS CO	6,617,251	14,423,349	37,761,065	37,372,135	1.9%	0.1%
LINCOLN NATIONAL LIFE INS CO	6,254,042	21,867,292	30,946,899	712,605,537	1.8%	1.2%
FARMERS NEW WORLD LIFE INS CO	6,174,469	2,151,630	5,491,359	1,828,605,146	1.8%	3.2%
MONEY LIFE INS CO	5,680,121	0	9,279,846	609,045,361	1.7%	1.1%
RELIASTAR LIFE INS CO	5,488,651	1,576,915	7,874,505	756,343,515	1.6%	1.3%
PACIFIC LIFE INS CO	5,386,445	260,172	14,104,652	791,946,910	1.6%	1.4%
FIRST COLONY LIFE INS CO	5,163,169	24,000	4,521,480	2,334,402,613	1.5%	4.1%
PRUDENTIAL INS CO OF AMERICA (THE)	5,151,700	371,636	14,391,911	514,633,970	1.5%	0.9%
NEW YORK LIFE INS & ANNUITY CORP	4,611,780	19,473,008	23,791,046	353,089,808	1.4%	0.6%
TRANSAMERICA OCCIDENTAL LIFE INS CO	4,372,931	69,110	3,211,673	1,044,181,845	1.3%	1.8%
PRIMERICA LIFE INS CO	4,270,412	2,957	1,785,440	1,820,203,064	1.3%	3.2%
OHIO NATIONAL LIFE ASSURANCE CORP	4,178,876	0	3,028,164	942,223,740	1.2%	1.7%
ALL OTHERS (342)	150,450,494	420,204,799	580,374,613	25,824,278,841	44.2%	45.3%
TOTAL	340,591,779	540,993,019	868,340,999	57,024,404,144	100.0%	100.0%

Credit Life

COMPANY NAME	DIRECT PREMIUMS WRITTEN	DIRECT CLAIMS & BENEFITS PAID	IN FORCE ON 12/31/2005	MARKET SHARE (PREMIUMS)	MARKET SHARE (IN FORCE)
CUNA MUTUAL INS SOCIETY	1,784,280	906,766	192,789,460	25.5%	26.9%
AMERICAN BANKERS LIFE ASSURANCE CO OF FLORIDA	1,300,176	453,071	128,154,315	18.6%	17.9%
AMERICAN MODERN LIFE INS CO	758,994	146,381	64,924,988	10.9%	9.1%
AMERICAN NATIONAL INS CO	576,117	114,830	42,505,558	8.2%	5.9%
AMERICAN GENERAL ASSURANCE CO	448,746	217,580	50,933,223	6.4%	7.1%
HOUSEHOLD LIFE INS CO	393,759	231,127	42,443,341	5.6%	5.9%
MERIT LIFE INS CO	302,984	65,695	22,019,527	4.3%	3.1%
AMERICAN HEALTH AND LIFE INS CO	300,100	49,416	43,246,606	4.3%	6.0%
LANDCAR LIFE INS CO	203,968	30,237	18,730,295	2.9%	2.6%
LIFE INVESTORS INS CO OF AMERICA	192,116	18,066	15,474,857	2.8%	2.2%
MINNESOTA LIFE INS CO	175,693	143,185	30,271,713	2.5%	4.2%

2006 Business
Credit Life (continued)

COMPANY NAME	DIRECT PREMIUMS WRITTEN	DIRECT CLAIMS & BENEFITS PAID	IN FORCE ON 12/31/2005	MARKET SHARE (PREMIUMS)	MARKET SHARE (IN FORCE)
CENTRAL STATES HEALTH AND LIFE CO OF OMAHA	102,570	87,069	8,535,529	1.5%	1.2%
CENTURION LIFE INS CO	91,957	64,074	12,440,293	1.3%	1.7%
INDIVIDUAL ASSURANCE CO, LIFE, HEALTH & ACCIDENT	61,931	0	5,839,043	0.9%	0.8%
RESOURCE LIFE INS CO	52,123	0	3,585,368	0.7%	0.5%
GUARANTEE TRUST LIFE INS CO	49,025	11,212	3,179,055	0.7%	0.4%
UNIVERSAL UNDERWRITERS LIFE INS CO	33,781	0	8,564,273	0.5%	1.2%
PROTECTIVE LIFE INS CO	30,648	2,925	4,864,571	0.4%	0.7%
STONEBRIDGE LIFE INS CO	23,502	20,646	1,714,963	0.3%	0.2%
J.M.I.C. LIFE INS CO	22,636	0	6,145,206	0.3%	0.9%
ALL OTHERS (19)	79,892	124,009	9,442,419	1.1%	1.3%
TOTAL	6,984,998	2,686,289	715,804,603	100.0%	100.0%

Group Life & Annuity

COMPANY NAME	DIRECT PREMIUMS WRITTEN	DIRECT ANNUITY CONSIDERATION	DIRECT CLAIMS & BENEFITS PAID	IN FORCE ON 12/31/2005	MARKET SHARE (PREMIUMS)	MARKET SHARE (IN FORCE)
STANDARD INS CO	20,161,317	0	19,536,888	8,505,102,000	22.3%	27.8%
PRUDENTIAL INS CO OF AMERICA (THE)	14,566,250	25,197,739	133,914,907	5,870,047,241	16.1%	19.2%
METROPOLITAN LIFE INS CO	8,346,980	10,232,207	6,913,716	2,003,030,730	9.2%	6.5%
PRINCIPAL LIFE INS CO	8,223,024	0	4,550,986	1,423,155,432	9.1%	4.7%
HARTFORD LIFE & ACCIDENT INS CO	4,763,515	0	3,463,950	2,286,512,882	5.3%	7.5%
FORETHOUGHT LIFE INS CO	3,818,797	0	2,591,317	29,879,568	4.2%	0.1%
GREAT WESTERN INS CO	3,566,032	0	1,841,136	22,428,327	3.9%	0.1%
NEW YORK LIFE INS CO	3,280,199	364,482	4,525,754	456,155,091	3.6%	1.5%
REGENCE LIFE AND HEALTH INS CO	3,035,478	0	2,987,597	987,863,000	3.4%	3.2%
MINNESOTA LIFE INS CO	1,648,358	0	951,314	348,435,618	1.8%	1.1%
CUNA MUTUAL INS SOCIETY	1,639,614	7,343,629	8,784,637	177,369,634	1.8%	0.6%
UNITED HERITAGE LIFE INS CO	1,629,206	1,302,831	1,890,614	808,578,757	1.8%	2.6%
UNUM LIFE INS CO OF AMERICA	1,347,242	0	1,547,277	506,855,273	1.5%	1.7%
BENEFICIAL LIFE INS CO	1,334,998	0	1,043,474	678,349,057	1.5%	2.2%
LIFE INS CO OF NORTH AMERICA	970,860	0	1,172,387	545,310,131	1.1%	1.8%
MASSACHUSETTS MUTUAL LIFE INS CO	840,995	232,843	6,106,300	36,415,496	0.9%	0.1%
HARTFORD LIFE INS CO	824,430	0	20,174,924	476,606,758	0.9%	1.6%
RELIASTAR LIFE INS CO	817,606	1,687,659	4,590,688	775,436,634	0.9%	2.5%
JEFFERSON PILOT FINANCIAL INS CO	740,598	5,000	381,000	267,144,559	0.8%	0.9%
STONEBRIDGE LIFE INS CO	598,455	0	497,927	30,339,522	0.7%	0.1%
ALL OTHERS (226)	8,392,426	302,107,898	406,218,314	4,363,262,405	9.3%	14.3%
TOTAL	90,546,380	348,474,288	633,685,107	30,598,277,115	100.0%	100.0%

2006 Business
Industrial Life

COMPANY NAME	DIRECT PREMIUMS WRITTEN	DIRECT CLAIMS & BENEFITS PAID	IN FORCE ON 12/31/2005	MARKET SHARE (PREMIUMS)	MARKET SHARE (IN FORCE)
AMERICAN GENERAL LIFE AND ACCIDENT INS CO	1,588	14,082	341,693	38.2%	2.8%
UNION SECURITY INS CO	1,426	8,300	202,143	34.3%	1.7%
LIBERTY LIFE INS CO	310	0	6,150	7.5%	0.1%
SECURITY NATIONAL LIFE INS CO	210	0	13,750	5.1%	0.1%
MONUMENTAL LIFE INS CO	197	4,786	363,145	4.7%	3.0%
RELIABLE LIFE INS CO (THE)	140	1,406	12,977	3.4%	0.1%
AMERICAN NATIONAL INS CO	122	779	20,603	2.9%	0.2%
LIBERTY NATIONAL LIFE INS CO	95	332	0	2.3%	0.0%
WESTERN AND SOUTHERN LIFE INS CO (THE)	69	3,151	89,089	1.7%	0.7%
METROPOLITAN LIFE INS CO	0	252,191	6,796,316	0.0%	55.6%
PRUDENTIAL INS CO OF AMERICA (THE)	0	178,875	4,013,199	0.0%	32.8%
SECURITY LIFE OF DENVER INS CO	0	3,731	344,651	0.0%	2.8%
JACKSON NATIONAL LIFE INS CO	0	2,231	1,000	0.0%	0.0%
JEFFERSON PILOT LIFEAMERICA INS CO	0	1,234	4,457	0.0%	0.0%
AMERICAN CAPITOL INS CO	0	639	0	0.0%	0.0%
UNITED INS CO OF AMERICA	0	377	0	0.0%	0.0%
BALTIMORE LIFE INS CO (THE)	0	0	3,987	0.0%	0.0%
COLUMBIAN MUTUAL LIFE INS CO	0	0	43	0.0%	0.0%
GENWORTH LIFE AND ANNUITY INS CO	0	0	1,000	0.0%	0.0%
OLD RELIANCE INS CO	0	0	6,000	0.0%	0.0%
ALL OTHERS (1)	0	0	9,000	0.0%	0.1%
TOTAL	4,157	472,124	12,229,203	100.0%	100.0%

Summary of Financial Condition as of December 31, 2006

Life and Disability Insurers

COMPANY NAME	STATE	ADMITTED ASSETS	CAPITAL & SURPLUS	NET GAIN FROM OPERATIONS	PREMIANNUITY CONSIDERATIONS	INCURRED BENEFITS
5 STAR LIFE INS CO	LA	154,752,419	50,846,502	746,561	83,744,478	75,786,972
AAA LIFE INS CO	MI	284,692,427	55,824,619	(3,082,147)	67,881,706	50,163,841
ACACIA LIFE INS CO	DC	1,651,393,151	298,121,876	14,843,648	37,569,378	79,589,925
ACE LIFE INS CO	CT	17,717,581	15,925,612	(1,315,557)	30,457	692,243
ADMIRAL LIFE INS CO OF AMERICA	AZ	9,220,714	9,138,060	161,595	0	0
ADVANTA LIFE INS CO	AZ	8,555,845	7,541,431	395,779	632,123	134,024
AETNA HEALTH AND LIFE INS CO	CT	1,533,829,559	180,903,547	17,183,338	259,163,783	311,582,674
AETNA LIFE INS CO	CT	32,339,161,928	3,037,202,151	994,132,361	8,667,717,822	7,565,729,355
AF&L INS CO	PA	154,594,207	3,455,713	(1,419,253)	5,620,357	10,906,427
AGL LIFE ASSURANCE CO	PA	4,101,159,547	11,428,585	918,222	1,049,593,201	246,622,090
AIG ANNUITY INS CO	TX	53,107,957,389	4,211,921,095	372,604,168	(240,233,317)	4,073,367,445
AIG LIFE INS CO	DE	11,146,805,056	569,988,246	93,190,107	310,862,419	1,016,062,062
AIG SUNAMERICA LIFE ASSURANCE CO	AZ	32,726,521,863	788,854,082	131,795,879	4,146,423,741	3,804,891,492
ALL SAVERS INS CO	IN	4,143,522	3,819,794	127,313	30,881	51,335
ALLIANZ LIFE INS CO OF NORTH AMERICA	MN	62,860,993,015	2,447,865,462	(282,570,880)	10,472,750,984	9,931,770,779
ALLSTATE ASSURANCE CO	IL	11,206,652	8,339,323	369,683	0	0
ALLSTATE LIFE INS CO	IL	79,028,221,715	3,361,031,338	180,747,269	6,473,631,731	8,622,844,141
ALTA HEALTH & LIFE INS CO	IN	156,549,571	59,120,635	16,666,199	45,791,852	33,328,647
AMERICAN BANKERS LIFE ASSURANCE CO OF FLORIDA	FL	776,638,879	105,733,433	26,377,685	171,472,209	51,714,549
AMERICAN CAPITOL INS CO	TX	71,922,526	8,942,786	2,095,774	7,291,019	4,607,534
AMERICAN COMMUNITY MUTUAL INS CO	MI	178,469,867	106,878,785	(16,349,464)	338,619,176	263,034,354
AMERICAN EQUITY INVESTMENT LIFE INS CO	IA	11,471,358,118	992,477,504	87,242,082	1,771,021,097	2,307,070,535
AMERICAN FAMILY LIFE ASSURANCE CO OF COLUMBUS	NE	50,298,815,355	4,186,298,465	1,679,638,048	12,486,915,448	8,860,075,229
AMERICAN FAMILY LIFE INS CO	WI	3,685,060,233	432,227,367	59,288,516	399,030,939	311,602,153
AMERICAN FARMERS & RANCHERS LIFE INS CO	OK	12,602,900	2,628,233	(64,647)	1,710,163	1,828,214
AMERICAN FIDELITY ASSURANCE CO	OK	2,959,824,615	200,447,449	23,933,517	493,132,168	378,592,302
AMERICAN FIDELITY LIFE INS CO	FL	474,966,844	77,547,476	3,039,009	16,445,153	24,550,577
AMERICAN GENERAL ASSURANCE CO	IL	1,510,699,467	280,465,120	(4,396,166)	491,883,942	132,554,987
AMERICAN GENERAL LIFE AND ACCIDENT INS CO	TN	8,936,854,521	500,484,598	288,763,715	885,576,134	835,207,589
AMERICAN GENERAL LIFE INS CO	TX	34,024,822,954	5,447,527,885	535,490,004	2,623,519,198	4,347,557,628
AMERICAN HEALTH AND LIFE INS CO	TX	1,609,844,342	880,123,843	138,167,930	214,316,793	88,344,347
AMERICAN HERITAGE LIFE INS CO	FL	1,326,649,819	211,089,109	22,905,399	414,618,413	255,446,043
AMERICAN HOME LIFE INS CO (THE)	KS	156,745,216	13,219,008	703,589	19,147,639	18,452,347
AMERICAN INCOME LIFE INS CO	IN	1,542,400,340	193,327,464	77,562,421	468,716,270	242,306,531
AMERICAN INTERNATIONAL LIFE ASSURANCE CO OF NEW YORK	NY	7,820,788,161	606,125,812	62,994,388	312,016,569	729,135,611
AMERICAN INVESTORS LIFE INS CO, INC.	KS	8,829,218,073	422,915,973	(26,129,947)	1,008,224,343	1,301,742,657
AMERICAN MATURITY LIFE INS CO	CT	67,110,363	39,758,034	1,354,795	27,300	1,035,323
AMERICAN MEDICAL SECURITY LIFE INS CO	WI	406,874,690	258,842,807	81,438,493	631,337,558	425,485,168
AMERICAN MEMORIAL LIFE INS CO	SD	1,549,858,200	82,068,604	30,338,482	229,680,395	222,750,068

Summary of Financial Condition as of December 31, 2006
Life and Disability Insurers

COMPANY NAME	STATE	ADMITTED ASSETS	CAPITAL & SURPLUS	NET GAIN FROM OPERATIONS	PREMIUM/ANNUITY CONSIDERATIONS	INCURRED BENEFITS
AMERICAN MODERN LIFE INS CO	OH	58,061,045	21,152,996	1,585,322	9,790,015	5,027,118
AMERICAN NATIONAL INS CO	TX	13,239,606,798	2,108,109,482	89,902,483	1,389,200,376	1,501,387,660
AMERICAN NATIONAL LIFE INS CO OF TEXAS	TX	145,558,128	42,999,873	3,327,075	74,433,022	55,972,821
AMERICAN NETWORK INS CO	PA	114,419,877	19,265,145	1,787,205	8,763,866	4,691,497
AMERICAN PHOENIX LIFE AND REASSURANCE CO	CT	70,652,464	53,391,322	6,755,117	(224,192)	(7,265,334)
AMERICAN PIONEER LIFE INS CO	FL	177,522,216	31,463,047	(528,050)	120,896,541	103,903,805
AMERICAN PUBLIC LIFE INS CO	OK	72,347,582	15,361,019	2,832,634	43,373,121	24,054,914
AMERICAN REPUBLIC INS CO	IA	495,478,875	203,727,690	274,052	483,125,176	355,447,223
AMERICAN SKANDIA LIFE ASSURANCE CORP	CT	36,963,081,395	327,227,410	112,199,593	6,668,095,240	4,246,146,554
AMERICAN SPECIALTY HEALTH INS CO	IL	7,847,838	6,822,036	(758,725)	3,839,079	1,647,496
AMERICAN UNDERWRITERS LIFE INS CO	AZ	65,295,724	11,903,092	2,670,275	8,226,675	8,865,836
AMERICAN UNITED LIFE INS CO	IN	12,879,129,074	660,521,015	67,373,002	1,951,831,656	1,702,350,327
AMERICAN-AMICABLE LIFE INS CO OF TEXAS	TX	307,761,204	47,078,424	7,946,723	43,912,388	29,755,900
AMERICO FINANCIAL LIFE AND ANNUITY INS CO	TX	3,575,247,882	216,583,944	8,194,638	300,442,326	308,652,625
AMERICOM LIFE & ANNUITY INS CO	TX	492,222,727	17,793,183	(11,834,983)	111,593,211	112,819,730
AMERITAS LIFE INSURANCE CORP.	NE	3,566,686,289	814,236,108	36,036,475	732,111,152	428,737,405
AMERITAS VARIABLE LIFE INS CO	NE	2,563,260,897	141,739,606	19,400,808	219,491,716	285,087,124
AMERUS LIFE INS CO	IA	9,669,901,946	508,118,956	82,241,958	1,677,848,728	1,808,778,508
AMICA LIFE INS CO	RI	891,439,131	147,450,051	10,382,329	57,944,044	70,859,738
ANNUITY & LIFE REASSURANCE AMERICA, INC.	CT	12,326,879	11,661,554	339,097	(50,000)	(106,825)
ANNUITY INVESTORS LIFE INS CO	OH	1,601,778,377	65,433,042	24,843,614	276,495,284	315,126,798
ANTHEM LIFE INS CO	IN	258,082,868	57,772,611	15,722,079	135,636,551	80,956,033
ASSURITY LIFE INS CO	NE	1,327,594,286	136,162,805	3,274,653	155,937,445	145,300,182
AURORA NATIONAL LIFE ASSURANCE CO	CA	3,292,062,376	285,547,673	25,061,645	1,617,787	(89,366,548)
AUTO-OWNERS LIFE INS CO	MI	1,840,811,671	202,982,477	16,635,756	208,830,145	251,779,931
AVIVA LIFE INS CO	DE	6,656,753,040	418,704,526	(7,851,576)	858,868,326	964,542,467
AXA CORPORATE SOLUTIONS LIFE REINS CO	DE	770,302,822	475,515,373	85,805,751	112,290,640	31,044,363
AXA EQUITABLE LIFE INS CO	NY	131,779,702,127	6,497,613,031	807,242,270	16,603,745,174	11,133,516,732
AXA LIFE AND ANNUITY CO	CO	541,688,094	97,618,822	6,291,241	7,740,985	27,267,260
BALBOA LIFE INS CO	CA	38,916,509	22,390,495	4,609,377	17,575,720	4,584,908
BALTIMORE LIFE INS CO (THE)	MD	801,539,802	64,130,523	5,173,540	71,129,365	74,304,325
BANKERS FIDELITY LIFE INS CO	GA	115,187,349	34,466,568	3,944,059	58,286,222	42,181,314
BANKERS LIFE AND CASUALTY CO	IL	9,887,303,890	630,233,185	54,160,573	2,493,704,139	2,476,987,060
BANKERS LIFE INS CO	FL	150,470,726	8,038,439	(667,077)	40,753,600	45,572,786
BANKERS RESERVE LIFE INS CO OF WISCONSIN	WI	80,582,313	37,794,937	10,535,207	159,720,807	123,964,292
BANNER LIFE INS CO	MD	1,226,386,041	183,196,134	(43,873,840)	245,204,801	251,647,489
BCS LIFE INS CO	IL	170,400,729	76,385,003	5,294,935	209,440,000	176,816,855
BENEFICIAL LIFE INS CO	UT	3,678,738,286	279,092,490	22,397,340	497,500,855	585,846,024
BENICORP INS CO	IN	45,276,696	13,721,602	(9,005,734)	95,073,245	88,735,988

Summary of Financial Condition as of December 31, 2006

Life and Disability Insurers

COMPANY NAME	STATE	ADMITTED ASSETS	CAPITAL & SURPLUS	NET GAIN FROM OPERATIONS	PREMIANNUITY CONSIDERATIONS	INCURRED BENEFITS
BERKSHIRE HATHAWAY LIFE INS CO OF NEBRASKA	NE	3,757,507,411	861,984,235	64,590,677	139,924,442	213,190,236
BERKSHIRE LIFE INS CO OF AMERICA	MA	2,139,102,208	345,376,348	52,146,789	379,492,090	254,149,069
BEST LIFE AND HEALTH INS CO	TX	16,871,019	10,301,350	260,808	39,656,100	27,989,340
BLUE CROSS OF IDAHO HEALTH SERVICE, INC.	ID	386,577,458	224,202,015	28,824,676	886,252,061	750,964,651
BOSTON MUTUAL LIFE INS CO	MA	841,513,744	89,410,570	7,489,841	184,722,176	149,840,486
BROKERS NATIONAL LIFE ASSURANCE CO	AR	23,701,084	13,223,044	2,466,420	44,668,418	28,452,707
C.M. LIFE INS CO	CT	9,123,635,604	502,982,560	112,628,307	651,188,605	1,197,738,600
CANADA LIFE ASSURANCE CO (THE)	CN	1,672,487,593	139,840,855	8,725,371	90,757,045	121,087,766
CANADA LIFE INS CO OF AMERICA	MI	2,183,221,239	180,803,383	33,545,069	4,226,718	163,704,316
CAPITOL LIFE INS CO (THE)	TX	236,156,406	4,955,782	(1,330,759)	0	15,926,297
CARDIF LIFE INS CO	KS	53,111,954	10,795,258	(2,280,117)	11,838,807	4,874,251
CELTIC INS CO	IL	103,982,279	48,207,325	4,393,035	106,381,040	72,123,779
CENTRAL BENEFITS NATIONAL LIFE INS CO	OH	9,452,121	8,555,468	589,098	1,490,950	631,814
CENTRAL SECURITY LIFE INS CO	TX	85,124,962	7,566,420	1,577,024	4,275,382	4,441,450
CENTRAL STATES HEALTH AND LIFE CO OF OMAHA	NE	278,123,210	94,233,381	10,140,537	44,250,558	20,059,375
CENTRAL UNITED LIFE INS CO	AR	350,237,790	32,278,904	1,653,231	106,738,990	93,406,705
CENTRE LIFE INS CO	MA	1,672,561,958	75,124,969	6,438,893	4,511,271	3,883,000
CENTURION LIFE INS CO	IA	1,045,257,139	915,675,147	52,576,979	49,290,503	18,517,808
CHARTER NATIONAL LIFE INS CO	IL	269,819,315	9,329,788	356,384	0	0
CHASE INSURANCE LIFE AND ANNUITY CO	IL	5,990,058,256	242,303,021	130,391,162	813,680,271	939,781,039
CHASE INSURANCE LIFE CO	IL	329,920,908	59,356,675	39,331,080	52,475,430	21,855,978
CHASE LIFE & ANNUITY CO	DE	269,098,985	21,784,655	6,138,455	1,089,799	(93,939)
CHESAPEAKE LIFE INS CO (THE)	OK	98,859,957	44,820,930	1,376,540	61,020,624	33,653,072
CHRISTIAN FIDELITY LIFE INS CO	TX	77,488,036	21,040,258	2,513,717	60,259,436	47,808,014
CHURCH LIFE INSURANCE CORP	NY	199,385,311	34,961,574	4,075,809	40,404,934	39,080,558
CICA LIFE INS CO OF AMERICA	CO	341,923,423	42,849,021	4,553,304	94,988,580	62,380,704
CINCINNATI LIFE INS CO (THE)	OH	2,521,354,116	478,761,210	(486,849)	153,237,889	203,086,032
COLONIAL LIFE & ACCIDENT INS CO	SC	1,773,900,271	370,451,131	108,822,570	879,042,803	466,421,826
COLONIAL PENN LIFE INS CO	PA	716,714,203	44,468,121	9,196,876	99,815,677	56,040,992
COLORADO BANKERS LIFE INS CO	CO	132,203,895	18,494,353	1,701,116	43,360,361	24,748,111
COLUMBIA UNIVERSAL LIFE INS CO	TX	9,080,525	8,884,814	119,359	(12,829,374)	(12,705,451)
COLUMBIAN LIFE INS CO	IL	239,025,617	14,865,767	(271,339)	40,965,739	33,256,643
COLUMBIAN MUTUAL LIFE INS CO	NY	385,179,937	43,219,280	627,694	76,524,784	50,888,787
COLUMBUS LIFE INS CO	OH	2,550,329,927	253,238,855	15,957,614	194,662,209	245,004,840
COMBINED INS CO OF AMERICA	IL	2,878,446,370	809,253,431	152,337,269	1,234,257,716	594,719,737
COMMERCIAL TRAVELERS MUTUAL INS CO	NY	35,551,053	11,916,858	504,932	34,003,799	21,540,700
COMMONWEALTH ANNUITY AND LIFE INS CO	MA	10,556,864,115	368,936,958	(13,176,652)	100,410,201	1,852,942,159
COMPANION LIFE INS CO	SC	95,849,600	54,362,802	6,938,853	123,919,462	74,504,644
COMPBENEFITS INS CO	TX	43,055,550	28,764,432	9,704,323	128,064,853	91,331,456

Summary of Financial Condition as of December 31, 2006 Life and Disability Insurers

COMPANY NAME	STATE	ADMITTED ASSETS	CAPITAL & SURPLUS	NET GAIN FROM OPERATIONS	PREMIANNUITY CONSIDERATIONS	INCURRED BENEFITS
CONGRESS LIFE INS CO	AZ	6,315,309	6,312,148	100,813	83,224	29,728
CONNECTICUT GENERAL LIFE INS CO	CT	17,765,388,250	1,990,161,973	866,854,371	4,755,846,543	4,264,840,662
CONSECO HEALTH INS CO	AZ	2,187,859,114	105,151,052	15,631,672	304,125,535	278,848,117
CONSECO INS CO	IL	4,011,740,186	314,075,950	5,770,877	249,786,658	400,500,941
CONSECO LIFE INS CO	IN	3,983,168,849	160,892,510	(159,276,331)	350,282,713	670,481,705
CONSECO SENIOR HEALTH INS CO	PA	3,201,500,332	117,376,656	(93,227,929)	343,216,677	536,280,905
CONSTITUTION LIFE INS CO	TX	87,464,472	14,562,437	(1,228,799)	41,348,973	31,051,820
CONTINENTAL AMERICAN INS CO	SC	86,233,973	22,692,948	4,771,872	61,718,169	29,591,741
CONTINENTAL ASSURANCE CO	IL	4,481,613,662	686,639,551	89,488,834	8,537,233	210,757,802
CONTINENTAL GENERAL INS CO	NE	308,445,953	63,578,364	19,388,592	36,827,655	(18,447,303)
CONTINENTAL LIFE INS CO OF BRENTWOOD, TENNESSEE	TN	147,696,583	54,180,886	10,237,959	170,871,141	124,391,618
CORPORATE HEALTH INS CO	PA	84,281,876	27,869,009	6,265,279	172,973,208	62,820,205
COUNTRY INVESTORS LIFE ASSURANCE CO	IL	158,041,222	133,775,514	(128,218)	0	538,238
COUNTRY LIFE INS CO	IL	6,771,138,272	946,675,711	39,416,784	469,383,466	466,589,861
CROWN LIFE INS CO	CN	375,017,886	49,895,315	5,818,121	11,131,941	24,912,793
CSI LIFE INS CO	NE	19,171,411	14,245,196	845,083	8,424,613	2,967,037
CUNA MUTUAL INSURANCE SOCIETY	WI	3,393,362,314	790,111,662	63,124,714	1,557,529,349	1,197,464,513
CUNA MUTUAL LIFE INS CO	IA	8,188,092,089	275,175,896	(5,406,964)	1,126,155,033	1,204,097,358
DELAWARE AMERICAN LIFE INS CO	DE	80,450,166	25,812,389	2,748,688	19,597,596	8,818,735
DENEGRA INS CO	DE	28,491,252	13,522,100	450,550	17,872,650	6,063,107
DESERET MUTUAL INS CO	UT	43,967,142	6,617,051	340,415	17,321,195	15,387,872
DIRECT GENERAL LIFE INS CO	SC	19,947,570	10,021,504	2,700,033	16,886,881	6,350,921
EASTERN LIFE AND HEALTH INS CO	PA	85,698,045	60,243,733	2,231,205	33,450,864	20,584,749
EDUCATORS MUTUAL INSURANCE ASSOCIATION	UT	53,977,319	28,542,780	4,396,057	40,445,114	32,889,107
EMC NATIONAL LIFE CO	IA	679,905,062	51,961,179	(6,334,509)	143,389,612	147,088,969
EMPHEYS INS CO	TX	4,531,711	3,825,652	64,737	2,052,232	1,596,276
EMPIRE GENERAL LIFE ASSURANCE CORP	TN	362,008,286	61,124,648	(8,462,030)	71,971,132	87,643,767
EMPLOYEES LIFE CO (MUTUAL)	IL	271,203,882	20,935,133	2,514,318	27,272,303	33,440,831
EMPLOYERS REASSURANCE CORP	KS	7,644,238,061	421,114,825	(257,713,011)	1,154,621,590	1,621,890,859
EQUITABLE LIFE & CASUALTY INS CO	UT	190,574,063	37,214,108	3,647,226	109,315,932	78,685,478
EQUITRUST LIFE INS CO	IA	5,477,321,444	327,960,335	25,008,839	1,855,508,222	1,947,304,719
EXPRESS SCRIPTS INS CO	AZ	3,485,226	3,485,226	97,583	0	0
FAMILY BENEFIT LIFE INS CO	MO	58,148,287	7,712,344	885,964	2,396,206	3,727,340
FAMILY HERITAGE LIFE INS CO OF AMERICA	OH	216,363,753	24,383,458	7,398,229	89,108,378	48,060,942
FAMILY LIFE INS CO	TX	119,119,671	17,872,207	(2,861,098)	40,418,757	31,104,557
FAMILY SERVICE LIFE INS CO	TX	579,530,680	90,433,548	7,991,194	28,213	21,874,372
FARM BUREAU LIFE INS CO	IA	5,477,686,348	335,313,950	38,290,528	440,606,198	509,460,443
FARMERS NEW WORLD LIFE INS CO	WA	6,966,390,093	668,551,806	126,434,110	659,505,131	524,290,509
FEDERAL HOME LIFE INS CO	VA	1,228,865,738	735,957,591	365,631,330	44,726,208	44,426,819

Summary of Financial Condition as of December 31, 2006 Life and Disability Insurers

COMPANY NAME	STATE	ADMITTED ASSETS	CAPITAL & SURPLUS	NET GAIN FROM OPERATIONS	PREMIANNUITY CONSIDERATIONS	INCURRED BENEFITS
FEDERAL LIFE INS CO (MUTUAL)	IL	238,478,748	35,198,983	(765,757)	23,470,809	22,518,801
FEDERATED LIFE INS CO	MN	868,677,993	205,217,113	16,910,144	113,982,084	98,260,290
FIDELITY INVESTMENTS LIFE INS CO	UT	13,590,036,749	604,497,274	43,322,013	1,215,091,585	938,657,391
FIDELITY LIFE ASSOCIATION, A MUTUAL LEGAL RESERVE CO	IL	553,160,770	279,057,288	3,116,904	15,359,554	21,999,563
FIDELITY LIFE INS CO	PA	9,290,975	9,185,048	196,723	0	0
FIDELITY SECURITY LIFE INS CO	MO	480,230,608	88,796,541	8,955,764	164,131,154	139,139,228
FINANCIAL ASSURANCE LIFE INS CO	TX	8,878,518	7,735,210	298,610	126,076	61,147
FIRST ALLAMERICA FINANCIAL LIFE INS CO	MA	2,375,919,685	151,831,184	7,600,370	34,844,385	77,954,807
FIRST COLONY LIFE INS CO	VA	9,578,813,910	556,511,000	304,077,110	517,999,448	920,434,276
FIRST HEALTH LIFE & HEALTH INS CO	TX	350,106,342	43,080,619	7,327,344	470,683,243	425,963,894
FIRST INVESTORS LIFE INS CO	NY	1,339,037,855	102,803,976	11,669,725	90,194,192	131,666,023
FIRST PENN-PACIFIC LIFE INS CO	IN	1,898,175,433	275,208,858	60,591,142	68,464,236	104,402,968
FORETHOUGHT LIFE ASSURANCE CO	IN	3,029,212,870	126,579,599	40,122,618	129,525,663	500,646,758
FORETHOUGHT LIFE INS CO	IN	462,268,473	109,728,465	(9,485,220)	355,977,552	11,459,591
FORT DEARBORN LIFE INS CO	IL	2,105,495,206	443,361,280	17,471,193	1,020,363,033	679,429,296
FREMONT LIFE INS CO	CA	6,074,330	3,135,389	(798,256)	41,483	195,154
FUNERAL DIRECTORS LIFE INS CO	TX	453,382,597	45,428,754	3,332,293	84,707,451	82,908,454
GARDEN STATE LIFE INS CO	TX	90,660,732	18,500,291	(4,467,219)	40,812,440	27,536,790
GENERAL AMERICAN LIFE INS CO	MO	14,482,980,324	2,141,675,343	221,559,827	502,602,334	678,594,301
GENERAL FIDELITY LIFE INS CO	SC	251,963,974	145,696,412	22,170,025	2,050,350	(13,476,236)
GENERAL RE LIFE CORP	CT	2,382,835,074	392,391,042	24,941,288	1,039,883,395	940,823,760
GENERALI USA LIFE REASSURANCE CO	MO	731,870,768	240,176,370	(10,500,177)	235,404,144	200,289,881
GENWORTH LIFE AND ANNUITY INS CO	VA	18,729,318,177	587,778,335	167,174,617	2,087,903,830	676,214,390
GENWORTH LIFE AND HEALTH INS CO	CT	868,136,992	254,125,929	41,642,975	630,486,683	454,076,126
GENWORTH LIFE INS CO	DE	34,770,582,027	2,996,930,173	626,939,857	3,190,122,146	4,206,769,711
GERBER LIFE INS CO	NY	1,242,846,712	190,767,926	19,126,794	310,560,987	221,472,527
GLOBE LIFE AND ACCIDENT INS CO	DE	2,403,843,248	338,107,644	126,967,583	484,051,210	365,789,533
GOLDEN RULE INS CO	IN	596,607,461	291,734,504	191,470,494	996,594,130	600,359,852
GOVERNMENT PERSONNEL MUTUAL LIFE INS CO	TX	775,380,172	84,522,790	5,394,834	55,735,738	65,969,271
GREAT AMERICAN LIFE ASSURANCE CO	OH	22,188,650	8,324,827	211,963	19,288	676,860
GREAT AMERICAN LIFE INS CO	OH	8,703,723,928	643,815,949	52,666,421	1,087,594,729	1,362,070,433
GREAT FIDELITY LIFE INS CO	IN	3,362,661	2,670,784	98,045	261,180	58,437
GREAT REPUBLIC LIFE INS CO	WA	18,806,833	985,194	(1,722,425)	1,840,834	3,809,248
GREAT SOUTHERN LIFE INS CO	TX	303,635,839	29,997,256	(1,053,578)	728,814	1,941,539
GREAT WESTERN INS CO	UT	433,846,865	37,913,332	6,481,300	130,739,383	108,516,121
GREAT-WEST LIFE & ANNUITY INS CO	CO	37,371,560,955	1,854,415,884	276,827,792	6,718,327,595	7,011,174,383
GREAT-WEST LIFE ASSURANCE CO	CN	145,948,718	34,982,958	4,377,410	5,951,761	7,646,796
GROUP HEALTH OPTIONS, INC.	WA	69,085,304	31,382,836	3,783,787	403,207,095	347,361,900
GUARANTEED TRUST LIFE INS CO	IL	193,584,129	35,500,813	2,180,221	152,583,044	96,455,768

Summary of Financial Condition as of December 31, 2006 Life and Disability Insurers

COMPANY NAME	STATE	ADMITTED ASSETS	CAPITAL & SURPLUS	NET GAIN FROM OPERATIONS	PREMIANNUITY CONSIDERATIONS	INCURRED BENEFITS
GUARDIAN INSURANCE & ANNUITY CO, INC. (THE)	DE	10,291,227,382	228,579,415	14,302,097	1,214,021,938	1,652,690,716
GUARDIAN LIFE INS CO OF AMERICA	NY	26,706,999,118	3,490,207,469	260,600,989	6,004,544,298	5,052,258,846
HARTFORD LIFE & ACCIDENT INS CO	CT	12,966,229,749	4,732,992,492	620,211,244	3,980,431,600	2,852,689,470
HARTFORD LIFE AND ANNUITY INS CO	CT	83,086,138,310	1,667,678,828	379,367,448	9,842,304,772	9,630,539,730
HARTFORD LIFE INS CO	CT	146,277,717,289	3,275,571,711	549,943,633	11,541,208,137	11,563,105,933
HCC LIFE INS CO	IN	549,103,758	288,777,046	47,995,504	494,156,742	513,213,809
HCSC INS SERVICES CO	IL	122,795,458	77,411,729	6,575,596	347,485,691	284,967,723
HEALTH CARE SERVICE CORP, A MUTUAL LEGAL RESERVE CO	IL	9,162,656,517	5,262,750,504	1,118,493,521	12,971,628,646	10,587,261,614
HEALTH NET LIFE INS CO	CA	400,410,984	203,499,724	61,712,843	816,480,176	605,949,025
HEALTHY ALLIANCE LIFE INS CO	MO	529,918,359	222,798,400	67,359,641	1,496,617,550	1,205,969,368
HERITAGE LIFE INS CO	AZ	111,605,353	48,733,378	12,990	581	109,066
HM HEALTH INS CO	PA	12,616,819	10,459,882	(2,517,051)	0	0
HM LIFE INS CO	PA	284,766,825	138,674,275	10,466,192	284,933,320	217,354,605
HOMESHIELD INSURANCE CO.	OK	59,494,284	22,314,548	438,323	9,029,465	7,150,834
HOMESTEADERS LIFE CO	IA	1,337,913,641	67,778,209	5,663,344	329,264,474	311,849,395
HORACE MANN LIFE INS CO	IL	5,102,515,194	251,230,785	24,650,213	428,074,156	514,571,666
HOUSEHOLD LIFE INS CO	MI	1,043,802,238	509,080,881	60,310,992	265,061,223	138,452,711
HUMANA INS CO	WI	3,250,206,661	1,174,580,741	71,105,658	9,163,952,812	7,680,449,212
HUMANADENTAL INS CO	WI	90,382,454	63,899,790	21,256,171	277,174,060	191,057,838
IDEALIFE INS CO	CT	20,105,690	12,744,601	318,509	1,603,544	1,825,775
ILLINOIS MUTUAL LIFE INS CO	IL	1,234,962,062	147,238,027	19,319,166	153,699,496	153,671,367
IMERICA LIFE AND HEALTH INS CO	AR	4,007,768	3,619,388	(2,456,576)	1,688,840	1,306,996
INDEPENDENCE LIFE AND ANNUITY CO	RI	171,919,732	51,257,928	2,624,756	(864,038)	9,454,143
INDIANAPOLIS LIFE INS CO	IN	3,485,020,582	196,264,262	(20,984,548)	373,904,270	264,958,876
INDIVIDUAL ASSURANCE CO, LIFE, HEALTH & ACCIDENT	MO	44,983,125	11,309,959	288,953	27,952,214	15,613,112
INDUSTRIAL-ALLIANCE PACIFIC LIFE INS CO	CN	343,701,716	23,546,677	(552,666)	16,703,606	18,632,144
ING LIFE INSURANCE AND ANNUITY CO	CT	63,590,646,950	1,434,856,698	145,407,996	10,250,836,452	8,187,530,990
ING USA ANNUITY AND LIFE INS CO	IA	61,524,347,886	1,660,747,307	127,678,771	9,704,086,242	6,931,048,112
INTEGRITY LIFE INS CO	OH	4,648,997,281	338,372,974	39,452,469	554,848,147	406,212,289
INVESTORS GUARANTY LIFE INS CO	CA	7,824,692	7,632,224	143,419	157,747	84,933
INVESTORS INSURANCE CORP	DE	248,015,862	22,321,621	(2,383,287)	112,319,510	126,127,278
INVESTORS LIFE INS CO OF NORTH AMERICA	TX	988,927,675	43,414,322	5,964,538	13,549,120	29,795,446
J.M.I.C. LIFE INS CO	FL	239,019,154	80,504,544	919,144	34,421,478	11,253,034
JACKSON NATIONAL LIFE INS CO	MI	66,835,657,480	3,676,896,486	508,741,233	9,332,931,385	6,118,099,234
JEFFERSON NATIONAL LIFE INS CO	TX	1,675,872,493	41,064,644	(2,186,190)	147,883,677	190,968,508
JEFFERSON PILOT FINANCIAL INS CO	NE	12,689,403,147	1,071,552,221	290,127,369	1,793,039,349	1,656,697,263
JEFFERSON PILOT LIFE/AMERICA INS CO	NJ	1,416,096,857	68,826,323	(25,538,529)	211,839,705	264,393,371
JEFFERSON STANDARD LIFE INS CO	NC	9,457,543	8,791,242	274,540	0	0
JEFFERSON-PILOT LIFE INS CO	NC	17,744,020,413	772,867,708	(159,083,581)	2,440,802,362	3,009,754,464

Summary of Financial Condition as of December 31, 2006

Life and Disability Insurers

COMPANY NAME	STATE	ADMITTED ASSETS	CAPITAL & SURPLUS	NET GAIN FROM OPERATIONS	PREMIANNUITY CONSIDERATIONS	INCURRED BENEFITS
JOHN ALDEN LIFE INS CO	WI	540,572,637	102,601,266	62,201,553	564,706,320	341,600,961
JOHN HANCOCK LIFE INS CO	MA	71,776,172,713	3,592,272,351	458,689,815	3,356,974,493	6,758,533,064
JOHN HANCOCK LIFE INS CO (U.S.A.)	MI	108,335,351,818	1,426,466,616	54,791,046	13,031,923,557	9,906,256,789
JOHN HANCOCK VARIABLE LIFE INS CO	MA	15,050,988,875	676,481,440	124,324,369	851,991,932	1,230,636,919
KANAWHA INS CO	SC	608,840,427	72,283,775	(14,857,476)	129,388,768	125,190,630
KANSAS CITY LIFE INS CO	MO	3,314,089,339	371,766,172	46,801,444	238,862,836	299,116,286
KEMPER INVESTORS LIFE INS CO	IL	16,589,795,875	222,456,672	(427,392,478)	(928,297,142)	1,180,860,157
LAFAYETTE LIFE INS CO (THE)	IN	1,806,949,888	117,423,362	4,555,997	268,681,652	237,983,481
LANDCAR LIFE INS CO	UT	34,194,506	19,899,851	1,974,074	4,991,795	1,636,085
LIBERTY BANKERS LIFE INS CO	OK	419,468,329	31,479,659	4,152,141	135,193,790	155,871,794
LIBERTY LIFE ASSURANCE CO OF BOSTON	MA	10,457,191,093	449,322,658	20,045,902	1,235,569,084	1,456,725,735
LIBERTY LIFE INS CO	SC	3,770,945,564	268,503,625	19,767,050	461,705,208	497,455,320
LIBERTY NATIONAL LIFE INS CO	AL	4,926,694,788	677,787,418	225,059,635	540,044,642	472,398,252
LIFE INS CO OF NORTH AMERICA	PA	5,776,606,869	615,482,430	103,355,561	1,794,884,506	1,426,072,863
LIFE INS CO OF THE SOUTHWEST	TX	5,352,826,043	292,903,618	44,527,249	823,601,641	974,099,660
LIFE INVESTORS INS CO OF AMERICA	IA	10,306,216,547	633,891,809	94,424,951	657,372,084	545,724,527
LIFE OF THE SOUTH INS CO	GA	53,190,560	17,202,420	1,006,413	38,147,259	9,610,112
LIFEWISE ASSURANCE CO	WA	62,831,047	34,381,958	3,624,617	34,441,977	19,255,598
LIFEWISE HEALTH PLAN OF OREGON INC.	OR	133,946,611	74,922,815	12,397,050	324,831,435	255,048,771
LINCOLN BENEFIT LIFE CO	NE	3,448,631,174	274,411,666	9,064,805	0	0
LINCOLN HERITAGE LIFE INS CO	IL	549,255,803	89,338,190	8,672,674	155,394,787	99,507,865
LINCOLN MEMORIAL LIFE INS CO	TX	132,400,483	12,130,776	(1,452,989)	40,711,543	36,423,480
LINCOLN MUTUAL LIFE & CASUALTY INS CO	ND	32,225,328	10,025,944	215,112	6,056,183	3,552,986
LINCOLN NATIONAL LIFE INS CO	IN	106,799,101,564	3,035,341,761	236,280,157	13,867,849,521	10,255,862,684
LONDON LIFE REINSURANCE CO	PA	1,558,651,245	71,379,905	1,650,009	30,892,539	66,323,892
LOYAL AMERICAN LIFE INS CO	OH	434,856,076	45,354,199	4,907,906	32,600,906	30,442,443
MADISON NATIONAL LIFE INS CO, INC.	WI	755,051,104	126,414,339	6,622,320	115,034,388	94,534,569
MAMSI LIFE AND HEALTH INS CO	MD	174,185,822	97,086,794	54,454,582	516,278,240	418,434,873
MANHATTAN LIFE INS CO (THE)	NY	362,538,757	34,765,536	(320,734)	16,323,182	29,908,247
MANHATTAN NATIONAL LIFE INS CO	IL	254,980,275	32,196,094	3,385,173	3,194,046	4,534,905
MANULIFE INS CO	DE	545,707,687	118,641,752	6,246,667	1,088,113	21,772,618
MARQUETTE NATIONAL LIFE INS CO	TX	17,657,673	5,824,451	(496,639)	12,532,635	10,045,381
MASSACHUSETTS MUTUAL LIFE INS CO	MA	109,220,586,803	7,026,842,052	454,443,600	12,480,794,103	12,049,711,575
MEDAMERICA INS CO	PA	367,739,818	33,191,416	(3,594,908)	49,887,198	67,452,809
MEDCO CONTAINMENT LIFE INS CO	PA	191,763,842	44,152,788	14,672,770	462,611,159	411,649,090
MEDICAL SAVINGS INS CO	IN	51,756,942	5,801,560	(3,273,009)	45,861,632	36,066,531
MEDICO INS CO	NE	308,119,162	31,241,153	845,728	58,720,301	63,292,522
MEDICO LIFE INS CO	NE	135,876,336	18,422,892	137,531	18,602,249	19,736,926
MEGA LIFE AND HEALTH INS CO	OK	1,112,324,672	362,192,413	78,599,903	1,232,120,621	504,123,117

Summary of Financial Condition as of December 31, 2006

Life and Disability Insurers

COMPANY NAME	STATE	ADMITTED ASSETS	CAPITAL & SURPLUS	NET GAIN FROM OPERATIONS	PREMIANNUITY CONSIDERATIONS	INCURRED BENEFITS
MEMBERS LIFE INS CO	WI	780,096,605	29,510,673	3,551,596	58,501,741	86,106,922
MERIT LIFE INS CO	IN	1,042,442,825	662,306,901	48,382,462	101,797,796	47,386,490
MERRILL LYNCH LIFE INS CO	AR	14,297,372,147	418,099,668	193,202,615	760,759,930	1,596,474,932
METLIFE INS CO OF CONNECTICUT	CT	66,375,626,759	4,089,688,934	790,268,733	2,691,402,568	5,828,067,339
METLIFE INVESTORS INS CO	MO	11,341,828,955	283,961,505	97,789,515	1,190,584,115	934,148,457
METLIFE INVESTORS USA INS CO	DE	24,029,259,139	575,048,781	(119,343,952)	5,385,482,548	1,986,654,671
METLIFE LIFE AND ANNUITY CO OF CONNECTICUT	CT	19,454,674,070	740,070,569	146,353,857	771,889,365	2,273,149,059
METROPOLITAN LIFE INS CO	NY	280,557,488,204	9,197,538,827	1,296,473,625	25,627,339,018	26,979,168,572
METROPOLITAN TOWER LIFE INS CO	DE	7,261,999,014	1,042,832,778	73,732,110	57,450,983	205,879,253
MIDLAND NATIONAL LIFE INS CO	IA	21,661,560,458	1,020,002,614	149,788,745	2,369,500,192	2,744,687,673
MID-WEST NATIONAL LIFE INS CO OF TENNESSEE	TX	409,610,244	142,311,156	71,238,970	431,675,256	217,822,548
MIDWEST SECURITY LIFE INS CO	WI	72,485,837	40,892,989	11,740,123	162,542,887	128,409,910
MIDWESTERN UNITED LIFE INS CO	IN	251,988,728	94,704,075	5,325,920	4,587,016	7,852,586
MINNESOTA LIFE INS CO	MN	22,151,123,999	1,710,883,788	109,970,269	3,747,475,715	3,344,631,594
MMA INS CO	IN	20,579,732	12,741,985	(90,015)	19,988,112	15,087,556
MML BAY STATE LIFE INS CO	CT	4,549,928,237	211,579,685	37,464,870	65,980,021	136,094,698
MOLINA HEALTHCARE INS CO	OH	9,344,007	8,634,531	101,132	0	0
MONUMENTAL LIFE INS CO	IA	19,898,104,945	875,979,684	92,002,312	1,215,394,680	1,763,516,577
MONY LIFE INS CO	NY	10,270,270,039	1,069,547,397	244,614,798	489,187,231	1,158,155,153
MONY LIFE INS CO OF AMERICA	AZ	6,004,780,385	281,251,690	27,961,797	257,822,693	859,586,056
MTL INS CO	IL	1,256,787,813	106,730,212	764,639	115,547,703	128,458,178
MUNICH AMERICAN REASSURANCE CO	GA	4,527,185,285	544,273,506	(61,561,832)	960,160,650	1,262,017,885
MUTUAL OF AMERICA LIFE INS CO	NY	12,437,899,386	811,938,254	13,626,385	1,282,615,238	1,498,225,399
MUTUAL OF OMAHA INS CO	NE	4,752,902,232	2,140,906,630	85,854,303	2,175,140,833	1,724,336,063
MUTUAL SERVICE LIFE INS CO	MN	346,065,269	55,978,798	4,764,023	16,272,867	26,733,884
NATIONAL BENEFIT LIFE INS CO	NY	834,142,451	329,518,698	36,937,518	293,385,870	147,374,708
NATIONAL FARMERS UNION LIFE INS CO	TX	281,097,566	40,576,887	5,573,663	7,813,402	13,904,589
NATIONAL FOUNDATION LIFE INS CO	TX	49,721,152	12,214,092	(257,303)	53,893,848	37,782,957
NATIONAL GUARDIAN LIFE INS CO	WI	1,393,703,564	157,404,554	12,734,657	138,112,947	179,324,392
NATIONAL HEALTH INS CO	TX	34,908,997	8,023,108	3,247,430	56,113,714	40,744,896
NATIONAL LIFE INS CO	VT	8,164,720,977	707,989,127	80,818,974	559,229,426	601,656,141
NATIONAL STATES INS CO	MO	77,990,451	15,729,303	748,219	65,181,409	46,621,187
NATIONAL TEACHERS ASSOCIATES LIFE INS CO	TX	166,316,328	24,395,741	3,861,805	60,438,608	36,740,927
NATIONAL WESTERN LIFE INS CO	CO	5,962,809,887	673,261,722	71,596,969	627,535,784	783,236,026
NATIONWIDE LIFE AND ANNUITY CO OF AMERICA	DE	909,864,018	74,061,975	10,219,755	29,696,150	135,530,137
NATIONWIDE LIFE AND ANNUITY INS CO	OH	6,481,679,102	158,595,923	(43,223,625)	108,333,511	(608,520,024)
NATIONWIDE LIFE INS CO	OH	97,060,333,421	2,682,307,189	525,973,299	10,923,333,981	15,369,933,656
NATIONWIDE LIFE INS CO OF AMERICA	PA	6,648,451,780	654,281,091	95,441,754	275,376,044	352,601,117
NEW ENGLAND LIFE INS CO	MA	12,015,453,145	434,812,471	109,030,266	1,709,262,165	1,519,533,831

Summary of Financial Condition as of December 31, 2006 Life and Disability Insurers

COMPANY NAME	STATE	ADMITTED ASSETS	CAPITAL & SURPLUS	NET GAIN FROM OPERATIONS	PREMIUM/ANNUITY CONSIDERATIONS	INCURRED BENEFITS
NEW YORK LIFE INS CO	NY	113,703,802,057	11,300,272,765	493,507,550	9,301,182,935	10,987,871,393
NEW YORK LIFE INSURANCE & ANNUITY CORP	DE	66,967,144,959	2,323,867,752	248,002,457	7,279,317,744	7,333,842,360
NIPPON LIFE INS CO OF AMERICA	IA	168,670,554	116,710,565	5,213,781	213,101,334	173,136,625
NORTH AMERICAN CO FOR LIFE AND HEALTH INSURANCE	IL	5,451,981,239	399,659,271	37,215,459	769,737,023	884,957,796
NORTH CAROLINA MUTUAL LIFE INS CO	NC	139,750,599	14,944,904	(4,593,613)	68,161,645	54,311,923
NORTH COAST LIFE INS CO	WA	126,859,533	5,825,954	328,579	7,776,106	11,237,957
NORTHWESTERN LONG TERM CARE INS CO	WI	217,060,584	58,306,935	(9,237,720)	94,113,952	51,287,099
NORTHWESTERN MUTUAL LIFE INS CO	WI	144,961,941,781	11,684,375,859	428,866,607	11,996,360,718	12,231,004,113
NUTMEG LIFE INS CO	IA	9,849,228	9,831,687	238,734	0	0
NYLIFE INS CO OF ARIZONA	AZ	155,488,504	31,296,136	(648,541)	41,994,422	25,634,402
OCCIDENTAL LIFE INS CO OF NORTH CAROLINA	TX	250,053,607	23,743,741	3,614,084	24,343,375	20,559,360
OHIO NATIONAL LIFE ASSURANCE CORP	OH	2,475,117,413	169,414,813	2,287,640	356,330,326	404,575,326
OHIO NATIONAL LIFE INS CO (THE)	OH	11,246,637,680	791,303,948	86,666,368	1,876,994,303	1,078,278,712
OHIO STATE LIFE INS CO	TX	9,492,975	6,881,148	445,364	0	0
OLD AMERICAN INS CO	MO	243,671,536	23,729,662	6,708,272	63,085,718	43,752,394
OLD RELIANCE INS CO	AZ	3,496,316	1,666,684	(425,401)	1,136,857	606,244
OLD REPUBLIC LIFE INS CO	IL	149,306,142	34,474,309	3,288,336	32,109,740	27,104,017
OLD UNITED LIFE INS CO	AZ	68,792,892	34,546,275	255,136	9,577,107	6,259,736
OLD WEST ANNUITY & LIFE INS CO	AZ	136,313,698	34,229,291	3,565,791	496,041	3,606,701
OM FINANCIAL LIFE INS CO	MD	19,015,444,198	629,570,748	(152,855,754)	2,373,124,720	3,477,228,773
ONENATION INS CO	IN	91,463,859	90,584,177	4,673,648	127,572	277,827
OXFORD LIFE INS CO	AZ	576,319,819	112,998,274	14,876,521	33,232,114	35,869,069
PACIFIC GUARDIAN LIFE INS CO, LIMITED	HI	448,667,916	85,186,710	6,169,652	65,396,070	60,465,355
PACIFIC LIFE & ANNUITY CO	AZ	1,851,759,296	364,532,494	5,360,438	382,401,875	210,262,813
PACIFIC LIFE INS CO	NE	86,141,888,885	3,217,929,988	316,755,464	10,304,214,427	7,239,402,066
PACIFICARE LIFE AND HEALTH INS CO	IN	1,077,260,615	334,273,781	172,039,340	2,793,203,107	2,538,728,620
PAN-AMERICAN ASSURANCE CO	LA	24,113,104	15,489,667	1,183,263	15,901	307,558
PAN-AMERICAN LIFE INS CO	LA	1,673,576,823	289,020,111	3,452,884	156,357,217	143,335,365
PARK AVENUE LIFE INS CO	DE	444,535,795	152,171,097	13,208,173	9,498,453	18,551,544
PARKER CENTENNIAL ASSURANCE CO	WI	54,379,829	38,627,216	946,920	6,664,274	7,346,859
PAUL REVERE LIFE INS CO (THE)	MA	5,286,377,997	1,034,609,097	113,343,802	604,569,282	800,707,003
PAUL REVERE VARIABLE ANNUITY INS CO (THE)	MA	145,719,933	109,479,968	7,967,207	0	309,575
PENINSULAR LIFE INS CO	FL	6,004,042	5,886,899	33,764	0	0
PENN INSURANCE AND ANNUITY CO (THE)	DE	1,142,981,987	106,451,177	20,009,200	29,590,194	89,608,471
PENN MUTUAL LIFE INS CO (THE)	PA	9,972,863,314	1,295,641,662	64,574,610	985,076,916	1,012,937,681
PENN TRENTY NETWORK AMERICA INS CO	PA	1,046,718,919	39,263,554	5,503,436	38,849,898	17,031,665
PENNSYLVANIA LIFE INS CO	PA	964,047,044	112,409,749	21,947,177	359,436,372	299,057,501
PEOPLES BENEFIT LIFE INS CO	IA	15,496,598,790	833,203,803	108,454,693	944,777,852	837,614,462
PERICO LIFE INS CO	DE	45,424,885	27,544,117	2,950,290	31,943,811	21,988,945

Summary of Financial Condition as of December 31, 2006

Life and Disability Insurers

COMPANY NAME	STATE	ADMITTED ASSETS	CAPITAL & SURPLUS	NET GAIN FROM OPERATIONS	PREMIUM/ANNUITY CONSIDERATIONS	INCURRED BENEFITS
PHARMACISTS LIFE INS CO (THE)	IA	35,549,219	6,994,524	(439,221)	2,281,791	3,532,824
PHILADELPHIA AMERICAN LIFE INS CO	TX	159,970,421	16,463,423	2,818,609	63,053,914	52,233,464
PHL VARIABLE INS CO	CT	5,133,820,079	220,342,225	(33,094,223)	723,176,892	915,134,960
PHOENIX LIFE AND ANNUITY CO	CT	60,119,378	17,597,973	3,102,437	5,679,298	4,264,415
PHOENIX LIFE INS CO	NY	16,753,006,363	932,449,144	131,640,832	891,828,801	1,349,583,836
PHYSICIANS LIFE INS CO	NE	1,333,763,356	80,947,724	931,052	239,333,631	252,363,906
PHYSICIANS MUTUAL INS CO	NE	1,301,478,635	751,953,313	42,456,158	439,018,772	295,369,495
PIONEER AMERICAN INS CO	TX	43,816,335	10,499,492	283,414	5,056,611	2,843,797
PIONEER MUTUAL LIFE INS CO, A STOCK SUBSIDIARY OF AMERICAN UNITED MUTUAL INSURANCE HOLDING CO	ND	467,337,354	32,614,481	(467,047)	33,674,363	53,426,646
PIONEER SECURITY LIFE INS CO	TX	78,905,527	59,745,993	8,342,072	5,981,660	3,283,339
PRESIDENTIAL LIFE INS CO	NY	4,277,307,476	330,104,012	83,973,355	171,528,045	366,421,889
PRIMARY HEALTH NETWORK, INC.	ID	3,977,389	2,997,660	47,395	27,769,135	22,215,307
PRIMERICA LIFE INS CO	MA	5,549,726,496	1,665,068,284	300,674,544	1,183,845,901	587,991,145
PRINCIPAL HEALTH INS CO	IA	11,313,276	11,136,434	286,778	660	639
PRINCIPAL LIFE INS CO	IA	125,532,324,846	3,598,623,528	660,426,098	6,804,699,294	7,129,989,348
PROFESSIONAL INS CO	TX	76,631,857	19,191,934	(2,620,257)	55,224,030	33,170,538
PROTECTIVE LIFE INS CO	TN	19,047,009,656	1,388,425,175	446,728,205	1,302,989,733	1,902,095,021
PROVIDENT AMERICAN LIFE & HEALTH INS CO	OH	8,990,896	6,551,167	(1,004,946)	9,860,472	5,925,235
PROVIDENT LIFE AND ACCIDENT INS CO	TN	7,872,145,652	1,121,764,403	81,098,088	1,059,494,497	1,113,757,718
PROVIDENT LIFE AND CASUALTY INS CO	TN	665,245,383	100,464,374	11,433,995	75,643,884	75,503,474
PRUCO LIFE INS CO	AZ	25,380,117,797	1,020,302,311	500,144,294	2,503,552,264	1,286,918,803
PRUDENTIAL INS CO OF AMERICA (THE)	NJ	245,816,674,570	5,972,509,085	262,927,959	24,068,831,183	24,020,294,809
PRUDENTIAL RETIREMENT INSURANCE AND ANNUITY CO	CT	59,441,285,976	1,041,470,506	163,511,779	18,253,136	1,013,149,188
PYRAMID LIFE INS CO (THE)	KS	162,080,531	29,052,699	(1,629,337)	144,531,813	111,254,324
REASSURE AMERICA LIFE INS CO	IL	11,440,522,179	338,233,252	105,577,814	209,177,170	522,864,156
REGENCO BLUESHIELD OF IDAHO, INC.	ID	217,565,124	125,065,648	18,329,202	380,390,482	296,801,614
REGENCO LIFE AND HEALTH INS CO	OR	83,981,647	34,119,588	2,838,174	38,103,169	23,211,998
RELIABLE LIFE INS CO (THE)	MO	713,744,292	55,931,075	12,685,383	115,052,726	76,821,916
RELiance LIFE INS CO	DE	8,847,100	8,809,869	314,407	0	(31,028)
RELiance STANDARD LIFE INS CO	IL	2,939,388,901	416,252,866	44,729,601	864,211,486	727,929,472
RELIASTAR LIFE INS CO	MN	22,050,607,611	2,323,459,329	133,159,658	3,038,520,435	3,829,945,254
RELIASTAR LIFE INS CO OF NEW YORK	NY	2,999,326,251	278,211,547	18,690,605	423,673,684	319,138,702
RENAISSANCE LIFE & HEALTH INS CO	IN	6,436,600	6,088,685	(5,540)	3,615,809	2,665,522
RENAISSANCE LIFE & HEALTH INS CO OF AMERICA	DE	14,042,803	10,239,034	(558,760)	5,738,857	4,399,168
REPUBLIC AMERICAN LIFE INS CO	TX	3,290,304	2,545,373	(369,279)	1,932,703	1,431,353
RESERVE NATIONAL INS CO	OK	104,917,859	44,321,275	6,422,529	127,259,925	82,940,839
RESOURCE LIFE INS CO	IL	125,311,705	30,346,047	(1,901,274)	1,835,294	151,366
REVIVOS REINSURANCE CANADA LTD.	CN	37,878,650	20,000,000	(4,990,790)	402,260	7,264,139

Summary of Financial Condition as of December 31, 2006

Life and Disability Insurers

COMPANY NAME	STATE	ADMITTED ASSETS	CAPITAL & SURPLUS	NET GAIN FROM OPERATIONS	PREMIUM/ANNUITY CONSIDERATIONS	INCURRED BENEFITS
REVIVOS REINSURANCE U.S. INC.	CA	361,700,201	52,619,498	(7,067,004)	28,434,746	24,113,458
RG A REINSURANCE CO	MO	11,061,594,533	1,050,846,007	(58,515,394)	3,848,412,866	2,218,250,850
RIVERSOURCE LIFE INS CO	MN	74,682,920,418	3,258,057,648	468,748,428	11,230,032,176	6,306,827,555
S.U.S.A LIFE INS CO, INC.	AZ	17,399,297	13,775,980	(4,626,473)	943,292	1,111,340
SAGICOR LIFE INS CO	TX	479,441,089	33,906,187	(667,689)	15,224,091	28,206,813
SCOR LIFE INS CO	TX	52,264,131	36,528,646	5,163,347	1,150,257	(3,922,685)
SCOR LIFE U.S. RE INS CO	TX	1,958,736,415	126,331,276	(4,605,928)	(17,841,584)	64,136,618
SCOTTISH RE LIFE CORP	DE	667,980,846	81,294,335	(3,741,276)	109,355,892	111,624,479
SEARS LIFE INS CO	TX	75,742,846	54,150,877	(5,990,035)	23,256,706	9,639,490
SECURIAN LIFE INS CO	MN	122,363,603	116,434,754	3,044,172	21,648,731	16,969,099
SECURITY BENEFIT LIFE INS CO	KS	12,169,856,810	574,718,966	34,970,429	1,531,229,737	1,507,394,784
SECURITY FINANCIAL LIFE INSURANCE CO.	NE	831,397,404	91,614,849	6,125,950	75,451,247	81,467,367
SECURITY LIFE INS CO OF AMERICA	MN	79,092,843	14,857,618	4,181,942	111,065,815	73,183,886
SECURITY LIFE OF DENVER INS CO	CO	23,761,828,797	1,595,344,302	130,102,054	658,071,920	1,268,662,023
SECURITY MUTUAL LIFE INS CO OF NEW YORK	NY	2,041,281,483	106,828,397	6,579,752	226,396,259	241,312,018
SECURITY NATIONAL LIFE INS CO	UT	292,732,489	15,918,935	69,266	35,562,512	37,450,618
SENTINEL SECURITY LIFE INS CO	UT	52,300,000	22,543,750	1,017,369	5,559,337	3,685,327
SENTRY LIFE INS CO	WI	3,096,614,853	249,821,082	23,807,644	317,445,538	308,736,300
SETTLERS LIFE INS CO	WI	373,479,056	46,997,573	5,370,526	34,979,730	32,891,415
SIERRA HEALTH AND LIFE INS CO, INC.	CA	152,841,259	63,752,444	24,160,531	324,941,576	250,681,406
STANDARD INS CO	OR	12,148,124,273	936,747,463	168,942,318	3,275,060,137	2,515,065,929
STANDARD LIFE AND ACCIDENT INS CO	OK	528,742,530	211,568,073	17,767,294	172,715,896	129,875,553
STANDARD LIFE INS CO OF INDIANA	IN	1,643,066,036	92,465,709	8,846,862	65,529,927	122,189,766
STANDARD SECURITY LIFE INS CO OF NEW YORK	NY	344,282,872	107,918,087	10,636,815	174,716,432	117,462,137
STATE FARM ANNUITY AND LIFE INS CO	IL	8,106,986	8,049,132	168,512	0	0
STATE FARM LIFE INS CO	IL	42,209,001,818	5,061,878,020	358,778,264	3,762,775,075	3,865,116,081
STATE LIFE INS CO (THE)	IN	2,386,102,556	131,650,734	25,817,611	207,821,929	263,131,323
STATE MUTUAL INS CO	GA	370,548,472	29,075,399	296,509	26,879,175	28,780,611
STERLING INVESTORS LIFE INS CO	GA	25,525,743	6,589,323	350,135	(1,588,551)	(3,344,705)
STERLING LIFE INS CO	IL	204,136,706	102,152,026	41,047,709	497,787,829	368,223,347
STONEBRIDGE LIFE INS CO	VT	1,885,014,104	125,989,644	125,608,022	529,474,809	251,074,145
SUN LIFE ASSURANCE CO OF CANADA	CN	13,566,226,303	460,853,880	23,033,354	2,222,616,595	1,990,792,575
SUN LIFE ASSURANCE CO OF CANADA (U.S.)	DE	42,552,001,902	1,426,473,995	171,205,128	3,837,936,808	4,339,492,178
SUNAMERICA LIFE INS CO	AZ	46,889,646,418	4,462,568,468	498,263,441	4,982,004	2,081,125,149
SUNSET LIFE INS CO OF AMERICA	MO	456,697,003	37,758,168	9,205,936	16,981,228	27,776,752
SURETY LIFE INS CO	NE	13,326,012	12,237,910	453,069	19,700	0
SWISS RE LIFE & HEALTH AMERICA INC.	CT	11,973,008,192	2,140,062,446	247,528,759	2,317,763,933	2,232,951,868
SYMETRA LIFE INS CO	WA	18,364,578,031	1,266,221,960	166,414,695	1,065,611,002	1,531,211,934
SYMETRA NATIONAL LIFE INS CO	WA	16,175,307	10,222,568	1,112,074	397,977	(261,740)

Summary of Financial Condition as of December 31, 2006 Life and Disability Insurers

COMPANY NAME	STATE	ADMITTED ASSETS	CAPITAL & SURPLUS	NET GAIN FROM OPERATIONS	PREMIANNUITY CONSIDERATIONS	INCURRED BENEFITS
TEACHERS INSURANCE AND ANNUITY ASSOCIATION OF AMERICA	NY	183,697,731,614	15,282,164,990	1,726,370,560	10,294,240,463	14,784,773,375
TEMPLETON FUNDS ANNUITY CO	FL	21,544,764	11,280,617	699,371	0	2,238,932
TEXAS LIFE INS CO	TX	1,910,465,484	39,696,088	6,539,951	100,066,647	(220,093,386)
THRIVENT LIFE INS CO	MN	3,731,230,823	167,536,851	34,072,288	120,122,260	402,518,795
TIAA-CREF LIFE INS CO	NY	3,208,373,412	340,552,915	18,090,140	136,003,459	146,716,898
TIME INS CO	WI	820,779,019	238,563,390	99,611,238	1,314,388,700	834,006,973
TOWN & COUNTRY LIFE INS CO	UT	5,252,550	2,859,313	40,357	219,457	281,220
TRANS WORLD ASSURANCE CO	CA	323,901,093	66,593,175	1,265,757	16,255,457	17,556,919
TRANSAMERICA FINANCIAL LIFE INS CO	NY	16,802,679,275	888,076,995	98,173,072	2,586,551,158	3,074,823,692
TRANSAMERICA LIFE INS CO	IA	73,929,534,848	2,042,778,170	217,910,802	4,898,100,892	5,275,217,873
TRANSAMERICA OCCIDENTAL LIFE INS CO	IA	30,344,061,307	2,892,148,063	(488,579,034)	1,963,450,184	3,968,765,043
TRUSTMARK INS CO	IL	1,282,004,018	239,807,562	39,917,679	128,827,848	75,942,572
TRUSTMARK LIFE INS CO	IL	564,631,467	140,445,999	21,885,084	619,276,157	445,812,888
U.S. FINANCIAL LIFE INS CO	OH	503,890,389	39,801,668	(48,314,859)	84,863,515	113,098,361
UBS LIFE INS CO USA	CA	45,535,384	33,496,379	3,885,598	1,184,762	130,215,823
ULLICO LIFE INS CO	TX	12,957,847	9,921,164	622,481	1,308,315	806,553
UNICARE LIFE & HEALTH INS CO	IN	1,491,396,476	278,101,692	117,627,779	2,328,654,108	1,889,286,889
UNIFIED LIFE INS CO	TX	75,284,816	11,594,911	2,488,123	11,954,525	13,412,203
UNIMERICA INS CO	WI	94,297,787	38,166,460	8,878,257	83,830,682	50,876,350
UNION BANKERS INS CO	TX	99,578,415	13,071,192	2,706,798	22,160,341	15,544,469
UNION CENTRAL LIFE INS CO (THE)	OH	7,093,697,509	327,083,174	(9,480,374)	914,256,680	987,574,561
UNION FIDELITY LIFE INS CO	IL	18,253,645,474	772,795,619	65,407,363	394,471,653	2,516,445,601
UNION LABOR LIFE INS CO (THE)	MD	3,496,021,007	139,356,308	(685,417)	221,689,022	184,792,162
UNION SECURITY INS CO	IA	7,494,681,143	515,105,335	188,441,513	957,952,764	618,103,667
UNITED AMERICAN INS CO	DE	1,192,630,072	178,171,689	66,370,796	949,997,809	638,167,721
UNITED BENEFIT LIFE INS CO	OH	3,177,016	3,060,690	(7,390)	0	(37,738)
UNITED CONCORDIA INS CO	AZ	65,836,742	40,824,148	5,110,854	119,183,881	186,159,883
UNITED FAMILY LIFE INS CO	GA	84,423,450	25,541,078	3,946,630	3,110,191	3,270,111
UNITED FIDELITY LIFE INS CO	TX	611,953,803	212,539,851	324,086	29,280,319	20,082,406
UNITED HEALTHCARE INS CO	CT	10,260,186,346	2,464,265,605	2,195,954,523	25,509,318,707	20,626,451,891
UNITED HERITAGE LIFE INS CO	ID	409,752,275	41,228,063	2,418,557	52,232,433	56,703,105
UNITED HOME LIFE INS CO	IN	48,849,582	9,965,022	(1,199,609)	10,494,820	5,449,789
UNITED INS CO OF AMERICA	IL	2,032,677,846	208,804,250	40,670,323	225,785,326	151,832,646
UNITED INVESTORS LIFE INS CO	MO	3,046,829,441	386,733,849	66,940,964	203,854,712	234,055,360
UNITED LIFE INS CO	IA	1,393,178,623	151,676,418	16,184,564	180,058,460	228,154,096
UNITED NATIONAL LIFE INS CO OF AMERICA	IL	7,374,443	2,853,137	(135,225)	1,949,786	1,113,235
UNITED OF OMAHA LIFE INS CO	NE	12,866,252,859	1,219,902,057	23,194,281	1,260,268,376	1,529,776,479
UNITED STATES LIFE INS CO IN THE CITY OF NEW YORK	NY	4,251,949,618	390,062,058	53,747,245	287,379,814	341,896,552
UNITED TEACHER ASSOCIATES INS CO	TX	488,096,307	70,184,061	6,388,464	231,057,061	179,568,261

Summary of Financial Condition as of December 31, 2006 Life and Disability Insurers

COMPANY NAME	STATE	ADMITTED ASSETS	CAPITAL & SURPLUS	NET GAIN FROM OPERATIONS	PREMIANNUITY CONSIDERATIONS	INCURRED BENEFITS
UNITED WORLD LIFE INS CO	NE	79,650,354	19,989,356	2,420,987	2,765,567	2,750,863
UNITY FINANCIAL LIFE INS CO	PA	45,709,487	6,038,193	290,414	18,161,777	14,688,536
UNITY MUTUAL LIFE INS CO	NY	333,443,629	17,050,933	(71,249)	24,820,372	25,120,752
UNIVERSAL GUARANTY LIFE INS CO	OH	262,745,027	31,209,934	1,642,971	11,753,062	17,696,275
UNIVERSAL UNDERWRITERS LIFE INS CO	KS	387,156,602	42,430,479	766,419	29,733,677	6,728,395
UNUM LIFE INS CO OF AMERICA	ME	16,025,916,619	1,580,144,063	22,067,221	3,272,092,274	2,962,165,305
US HEALTH AND LIFE INS CO	MI	32,965,554	8,764,939	(50,017)	32,212,228	24,318,379
USAA LIFE INS CO	TX	10,177,338,295	925,312,596	118,933,411	962,345,657	1,592,853,144
USABLE LIFE	AR	204,996,793	97,724,823	15,107,942	155,737,770	93,948,058
VALLEY FORGE LIFE INS CO	IN	4,464,294,036	461,202,593	159,716,992	283,061,757	276,593,622
VANTISLIFE INS CO	CT	684,449,028	66,868,214	2,194,563	27,193,622	42,392,084
VARIABLE ANNUITY LIFE INS CO (THE)	TX	61,980,055,161	3,128,773,178	639,235,698	5,579,965,226	6,277,290,424
VETERANS LIFE INS CO	IL	291,075,389	54,264,558	18,630,816	5,132,966	956,611
VISTA LIFE INS CO	MI	22,586,104	19,648,234	824,357	(2,821)	(384,603)
WASHINGTON NATIONAL INS CO	IL	2,609,704,584	585,766,765	7,424,666	432,598,794	452,985,766
WELL CARE HEALTH INS OF ARIZONA, INC.	AZ	7,891,315	7,659,605	31,078	(100,000)	0
WELL CARE HEALTH INSURANCE OF ILLINOIS, INC.	IL	5,766,367	5,639,519	98,231	0	0
WELL CARE PRESCRIPTION INS, INC.	FL	377,258,561	101,040,723	61,078,905	985,085,801	801,127,169
WELLINGTON LIFE INS CO	AZ	6,758,797	5,940,866	706,061	2,352,976	991,956
WELL MARK COMMUNITY INSURANCE, INC.	IA	21,167,595	16,843,317	502,834	357	34
WEST COAST LIFE INS CO	NE	3,004,311,465	337,993,455	8,262,674	200,653,548	288,855,819
WESTERN AND SOUTHERN LIFE INS CO (THE)	OH	9,097,602,227	3,515,012,006	64,938,095	382,344,711	566,340,310
WESTERN MUTUAL INS CO	UT	10,435,564	5,038,630	295,501	19,116,595	15,766,850
WESTERN RESERVE LIFE ASSURANCE CO OF OHIO	OH	11,528,514,436	467,097,604	111,643,961	1,166,178,428	1,620,399,391
WESTERN UNITED LIFE ASSURANCE CO	WA	1,011,610,953	47,680,296	(7,756,297)	71,474,826	112,174,899
WESTERN-SOUTHERN LIFE ASSURANCE CO	OH	8,732,436,173	631,419,669	77,657,050	830,248,391	1,078,213,905
WESTWARD LIFE INS CO	AZ	24,225,315	19,227,425	2,272,533	1,137,912	(340,978)
WILLIAM PENN LIFE INS CO OF NEW YORK	NY	989,171,116	120,700,499	17,356,048	56,046,345	64,749,468
WILTON REASSURANCE CO	MN	333,669,817	202,376,860	(123,435,389)	69,544,393	79,879,839
WILTON REASSURANCE LIFE CO OF NEW YORK	NY	1,208,438,042	84,032,025	12,653,452	50,589,787	116,108,663
WORLD CORP INS CO	NE	23,694,539	22,339,107	857,285	2,066,523	1,381,032
WORLD INS CO	NE	228,911,193	108,342,449	9,534,606	173,300,287	111,772,303
XL LIFE INSURANCE AND ANNUITY CO	IL	810,809,518	92,325,244	(4,345,436)	0	17,891,756
XL RE LIFE AMERICA INC.	CT	58,955,541	55,193,032	(989,624)	38,658	134,827
ZALE LIFE INS CO	AZ	12,345,273	9,588,691	497,420	1,718,815	618,300

Summary of Financial Condition as of December 31, 2006

Property and Casualty Insurers

NAIC Data Current as of July 1, 2007

COMPANY NAME	STATE	ADMITTED ASSETS	CAPITAL & SURPLUS	NET INCOME	NET PREMIUMS WRITTEN	NET LOSSES & LAE	OTHER EXPENSES	NET LOSS & LAE RATIO	NET OTHER EXPENSE RATIO
21ST CENTURY INS CO	CA	1,625,097,104	756,760,421	124,008,625	1,294,593,378	919,684,261	295,419,642	71.2%	22.9%
ACA FINANCIAL GUARANTY CORP	MD	640,900,479	273,643,757	37,935,039	69,867,866	(693,683)	37,917,422	-1.0%	54.7%
ACA INS CO	AK	37,072,359	14,876,873	1,106,635	9,765,623	5,809,147	2,692,330	71.2%	33.0%
ACCEPTANCE CASUALTY INS CO	NE	50,557,825	31,662,503	2,205,002	8,574,727	4,296,618	3,309,292	47.3%	36.4%
ACCIDENT FUND INS CO OF AMERICA	MI	1,870,916,699	502,816,562	22,493,320	503,707,882	359,010,372	126,732,435	73.8%	26.1%
ACCREDITED SURETY AND CASUALTY CO, INC.	FL	33,338,824	21,392,347	3,260,436	19,311,737	4,570,344	11,612,218	23.1%	58.8%
ACE AMERICAN INS CO	PA	7,309,316,755	1,688,066,936	261,040,378	1,416,617,004	853,514,390	275,289,620	60.3%	19.4%
ACE FIRE UNDERWRITERS INS CO	PA	79,778,334	55,650,317	2,706,620	7,699,004	4,642,033	1,468,270	60.3%	19.1%
ACE INDEMNITY INS CO	PA	30,328,422	12,680,191	1,374,073	7,699,004	4,642,035	1,449,751	60.3%	18.8%
ACE PROPERTY AND CASUALTY INS CO	PA	5,925,245,954	1,529,427,835	295,485,839	1,347,325,964	812,355,520	254,699,235	60.3%	18.9%
ACIG INS CO	IL	266,760,684	73,499,432	5,222,766	90,706,323	66,875,129	19,685,872	75.2%	22.1%
ACSTAR INS CO	IL	94,885,793	31,679,692	5,842,852	12,170,776	2,413,289	4,902,416	19.4%	39.4%
ACUITY, A MUTUAL INS CO	WI	1,706,368,621	633,379,278	98,552,926	760,815,505	435,656,770	214,968,858	58.8%	29.0%
ADMIRAL INDEMNITY CO	DE	61,159,326	28,905,219	2,089,418	11,544,145	7,744,306	1,262,217	67.6%	11.0%
ADVANTA INS CO	AZ	15,315,125	14,859,748	1,467,078	3,065,638	62,536	1,048,532	2.0%	34.2%
ADVANTAGE WORKERS COMPENSATION INS CO	IN	77,879,370	39,186,392	1,535,204	33,126,526	20,458,492	10,278,448	66.3%	33.3%
AEGIS SECURITY INS CO	PA	75,909,981	36,290,039	2,364,790	53,598,377	26,386,104	24,941,277	50.5%	47.8%
AETNA INS CO OF CONNECTICUT	CT	27,207,744	25,003,547	380,742	488,710	468,546	764,206	83.3%	135.9%
AFFILIATED FM INS CO	RI	1,275,125,439	571,992,397	79,243,483	347,267,687	167,495,000	78,856,484	51.3%	24.2%
AFFIRMATIVE INS CO	IL	367,208,671	133,408,947	10,056,775	284,806,287	185,346,043	96,591,332	64.3%	33.5%
AGRI GENERAL INS CO	IA	431,259,132	333,927,454	64,478,470	327,233,631	239,624,018	18,633,772	73.9%	5.7%
AIG CASUALTY CO	PA	4,146,017,133	1,333,961,525	122,170,903	1,028,137,756	720,117,145	256,322,629	71.1%	25.3%
AIG CENTENNIAL INS CO	PA	614,108,527	320,872,918	23,522,867	289,518,586	201,954,546	75,405,960	70.1%	26.2%
AIG INDEMNITY INS CO	PA	59,690,218	25,538,934	1,900,045	32,168,733	22,439,396	8,376,117	70.1%	26.2%
AIG NATIONAL INS CO, INC.	NY	55,727,337	17,576,262	2,991,864	32,168,733	22,439,737	8,376,115	70.1%	26.2%
AIG PREMIER INS CO	PA	360,431,755	149,509,093	19,162,908	209,096,757	145,856,063	54,549,247	70.1%	26.2%
AIU INS CO	NY	3,268,183,694	1,222,428,941	113,861,859	808,102,387	484,181,078	177,976,650	64.8%	23.8%
ALASKA NATIONAL INS CO	AK	645,190,825	225,036,274	55,552,239	181,544,096	98,321,422	46,280,037	51.7%	24.3%
ALEA NORTH AMERICA INS CO	NY	579,221,103	179,070,558	478,286	(32,690,866)	4,920,208	37,226,098	39.5%	298.5%
ALL NATION INS CO	MIN	43,975,768	15,145,505	2,919,447	18,513,570	9,742,106	5,226,720	53.1%	28.5%
ALLEGHENY CASUALTY CO	PA	21,794,269	15,032,680	1,087,644	30,443,566	6,486	29,197,776	0.0%	96.2%
ALLIANCE ASSURANCE CO OF AMERICA	NY	6,905,290	6,905,290	302,447	0	0	39,985	0.0%	0.0%
ALLIANCE INS CO, INC.	KS	24,889,204	9,829,532	1,377,585	12,353,869	7,800,672	3,728,097	62.1%	29.7%
ALLIANZ GLOBAL RISKS US INS CO	CA	4,713,840,624	3,631,518,407	86,077,834	116,792,393	30,767,412	21,368,867	44.1%	30.6%
ALLIED PROPERTY AND CASUALTY INS CO	IA	137,701,554	90,158,205	3,375,381	0	0	0	0.0%	0.0%
ALLMERICA FINANCIAL ALLIANCE INS CO	NH	14,513,430	14,500,076	498,647	0	0	0	0.0%	0.0%
ALLMERICA FINANCIAL BENEFIT INS CO	MI	15,112,277	15,099,923	418,503	0	0	0	0.0%	0.0%
ALLSTATE FIRE AND CASUALTY INS CO	IL	16,143,378	15,905,772	685,803	0	0	0	0.0%	0.0%

Summary of Financial Condition as of December 31, 2006
Property and Casualty Insurers

COMPANY NAME	STATE	ADMITTED ASSETS	CAPITAL & SURPLUS	NET INCOME	NET PREMIUMS WRITTEN	NET LOSSES & LAE	OTHER EXPENSES	NET LOSS & LAE RATIO	NET OTHER EXPENSE RATIO
ALLSTATE INDEMNITY CO	IL	138,344,895	131,530,297	5,488,359	0	0	0	0.0%	0.0%
ALLSTATE INS CO	IL	47,679,723,129	19,129,160,177	4,921,522,501	25,167,488,012	14,752,666,280	6,449,756,568	58.9%	25.7%
ALLSTATE PROPERTY AND CASUALTY INS CO	IL	80,184,344	79,095,239	2,673,313	0	0	0	0.0%	0.0%
ALPHA PROPERTY & CASUALTY INS CO	WI	26,879,635	13,963,303	908,243	0	0	6,883	0.0%	0.0%
AMBAC ASSURANCE CORP	WI	10,014,555,633	3,696,876,424	788,988,961	913,016,783	40,128,109	137,107,551	5.4%	18.3%
AMCO INS CO	IA	997,504,755	479,570,747	22,582,113	0	0	0	0.0%	0.0%
AMERICAN AGRI-BUSINESS INS CO	TX	226,557,124	6,433,162	1,537,137	1,427,311	356,395	498,441	99.9%	139.7%
AMERICAN ALTERNATIVE INS CORP	DE	458,302,732	139,465,484	(3,014,939)	28,419,220	34,999,949	(3,600,000)	131.5%	-13.5%
AMERICAN AUTOMOBILE INS CO	MO	402,789,826	161,922,961	23,613,100	114,647,542	64,934,281	34,871,579	58.0%	31.1%
AMERICAN BANKERS INS CO OF FLORIDA	FL	1,240,094,177	336,401,031	35,376,099	708,768,156	257,883,413	383,321,361	40.3%	59.9%
AMERICAN CASUALTY CO OF READING, PENNSYLVANIA	PA	114,347,913	114,330,461	2,682,274	0	0	0	0.0%	0.0%
AMERICAN CENTENNIAL INS CO	DE	39,432,625	26,238,425	3,333,128	238	6,279,841	744,438	N/A	N/A
AMERICAN CENTRAL INS CO	MO	38,928,983	38,752,034	1,233,586	0	0	0	0.0%	0.0%
AMERICAN COMMERCE INS CO	OH	343,937,928	131,526,800	17,753,889	131,420,107	75,924,357	38,436,577	59.9%	30.3%
AMERICAN CONCEPT INS CO	RI	8,406,082	2,842,104	(16,821)	(23,584)	349,861	56,226	883.1%	141.9%
AMERICAN CONTRACTORS INDEMNITY CO	CA	227,295,252	50,907,949	9,631,588	74,721,584	15,474,200	44,214,632	22.2%	63.4%
AMERICAN ECONOMY INS CO	IN	1,634,750,860	528,789,434	121,089,244	785,931,492	460,526,601	235,947,923	58.5%	30.0%
AMERICAN EMPIRE INS CO	OH	65,530,908	34,500,646	5,781,275	11,519,833	4,507,357	1,749,728	38.1%	14.8%
AMERICAN EMPLOYERS' INS CO	MA	35,375,438	35,210,090	4,324,767	0	0	0	0.0%	0.0%
AMERICAN EQUITY SPECIALTY INS CO	CA	46,746,594	22,308,557	2,318,641	14,628,508	8,463,351	4,336,720	60.6%	31.0%
AMERICAN FAMILY HOME INS CO	FL	429,360,826	137,299,264	20,155,343	173,251,302	81,014,923	84,598,283	45.5%	47.5%
AMERICAN FAMILY MUTUAL INS CO	WI	11,009,904,394	4,191,569,561	(103,568,663)	5,904,973,363	5,066,140,440	1,448,282,788	86.1%	24.6%
AMERICAN FIRE AND CASUALTY CO	OH	38,961,732	37,822,913	1,016,439	0	0	300	0.0%	0.0%
AMERICAN FUJI FIRE AND MARINE INS CO	IL	109,759,116	80,768,155	160,907	4,943,515	5,334,483	4,427,378	89.0%	73.9%
AMERICAN GENERAL INDEMNITY CO	IL	74,470,562	38,639,939	5,747,154	(1,089,150)	10,804,396	5,820,884	52.6%	28.3%
AMERICAN GENERAL PROPERTY INS CO	TN	65,270,522	51,471,712	3,484,143	8,655,740	4,707,083	2,738,326	53.8%	31.3%
AMERICAN GUARANTEE AND LIABILITY INS CO	NY	259,667,514	145,972,021	6,977,015	0	0	0	0.0%	0.0%
AMERICAN HALLMARK INS CO OF TEXAS	TX	201,805,307	73,762,130	1,605,962	81,859,128	43,202,975	26,761,971	61.5%	38.1%
AMERICAN HARDWARE MUTUAL INS CO	OH	319,832,901	119,127,764	8,662,561	114,228,960	73,882,918	36,990,088	65.1%	32.6%
AMERICAN HEALTHCARE INDEMNITY CO	DE	98,509,583	39,503,418	(1,964,403)	42,587,227	31,036,891	8,665,127	83.7%	23.4%
AMERICAN HOME ASSURANCE CO	NY	28,409,595,587	6,211,853,046	979,200,848	7,883,968,566	5,409,998,515	1,825,814,295	70.3%	23.7%
AMERICAN INS CO (THE)	NE	1,566,036,408	564,566,423	113,103,724	527,378,201	298,687,693	160,174,177	58.0%	31.1%
AMERICAN INTERNATIONAL INS CO	NY	1,175,349,277	358,091,334	38,286,644	498,610,821	347,808,602	129,580,178	70.1%	26.1%
AMERICAN INTERNATIONAL SOUTH INS CO	PA	35,527,654	35,306,898	1,478,888	0	0	0	0.0%	0.0%
AMERICAN INTERSTATE INS CO	LA	765,956,317	196,017,420	32,639,603	250,782,687	160,501,816	56,862,101	66.8%	23.7%
AMERICAN LIVE STOCK INS CO	IL	68,483,057	53,838,053	4,155,022	11,193,310	3,402,266	5,320,022	29.3%	45.8%
AMERICAN MANUFACTURERS MUTUAL INS CO	IL	10,558,305	10,483,076	263,987	0	0	95,166	0.0%	0.0%
AMERICAN MERCHANTS CASUALTY CO	OH	13,349,896	13,333,026	192,666	0	0	0	0.0%	0.0%

Summary of Financial Condition as of December 31, 2006

Property and Casualty Insurers

NAIC Data Current as of July 1, 2007

COMPANY NAME	STATE	ADMITTED ASSETS	CAPITAL & SURPLUS	NET INCOME	NET PREMIUMS WRITTEN	NET LOSSES & LAE	OTHER EXPENSES	NET LOSS & LAE RATIO	NET OTHER EXPENSE RATIO
AMERICAN MERCURY INS CO	OK	345,251,227	113,206,876	12,203,669	235,221,791	146,371,340	71,531,947	66.8%	32.6%
AMERICAN MODERN HOME INS CO	OH	824,293,912	273,234,347	43,229,905	279,582,782	144,026,532	143,217,664	45.5%	45.3%
AMERICAN MODERN SELECT INS CO	OH	63,512,602	20,031,747	(119,211)	43,742,871	15,002,762	18,535,423	45.5%	56.2%
AMERICAN MOTORISTS INS CO	IL	26,900,732	25,846,077	1,767,078	0	0	0	0.0%	0.0%
AMERICAN MUTUAL SHARE INS CORP	OH	214,342,112	204,092,310	2,627,890	1,561,893	927,760	6,645,670	59.4%	425.5%
AMERICAN NATIONAL GENERAL INS CO	MO	100,633,356	63,979,207	4,963,952	28,597,321	23,412,282	5,110,693	76.4%	16.7%
AMERICAN NATIONAL PROPERTY AND CASUALTY CO	MO	1,128,700,205	442,704,597	26,056,681	601,799,406	467,957,724	139,833,280	79.3%	23.7%
AMERICAN RELIABLE INS CO	AZ	365,749,355	87,562,128	16,638,312	167,309,452	82,804,841	73,406,317	50.7%	44.9%
AMERICAN ROAD INS CO (THE)	MI	719,002,703	399,521,953	60,879,047	177,834,718	125,314,323	9,868,406	71.1%	5.6%
AMERICAN SAFETY CASUALTY INS CO	DE	157,884,369	70,484,270	5,121,965	(18,314,440)	(20,664,627)	10,432,890	143.1%	-72.2%
AMERICAN SECURITY INS CO	DE	1,085,100,574	431,476,929	178,396,633	857,191,500	232,272,794	345,530,732	30.6%	45.5%
AMERICAN SENTINEL INS CO	PA	21,660,376	10,318,430	675,104	17,866,127	8,675,127	8,235,230	49.8%	47.3%
AMERICAN SERVICE INS CO, INC.	IL	91,112,494	36,254,863	6,271,314	33,639,284	27,681,723	6,117,890	74.9%	16.5%
AMERICAN SOUTHERN HOME INS CO	FL	79,917,700	22,303,910	2,179,455	30,403,449	12,002,210	13,698,642	45.5%	51.9%
AMERICAN STANDARD INS CO OF WISCONSIN	WI	355,217,394	238,598,476	11,767,890	0	0	0	0.0%	0.0%
AMERICAN STATES INS CO	IN	2,337,821,031	770,709,585	164,850,278	1,066,621,310	625,000,388	320,215,040	58.5%	30.0%
AMERICAN STATES PREFERRED INS CO	IN	238,059,026	79,342,954	17,384,527	112,275,927	65,789,515	33,706,846	58.5%	30.0%
AMERICAN SUMMIT INS CO	TX	35,098,024	21,646,128	3,740,379	24,179,662	11,872,264	7,952,567	50.7%	34.0%
AMERICAN SURETY CO	IN	13,804,652	11,323,586	1,336,569	8,516,983	363,436	6,533,617	4.3%	77.5%
AMERICAN WEST INS CO	ND	8,246,491	8,046,375	298,419	0	(34,734)	0	0.0%	0.0%
AMERICAN ZURICH INS CO	IL	221,187,781	208,859,765	6,481,783	0	0	0	0.0%	0.0%
AMERIN GUARANTY CORP	IL	233,913,432	202,134,211	(3,790,135)	28,608,332	36,706,158	6,088,452	120.0%	19.8%
AMERISURE MUTUAL INS CO	MI	1,632,574,355	545,887,141	55,395,166	430,983,958	263,181,982	133,356,942	61.1%	31.0%
AMEX ASSURANCE CO	IL	142,582,687	117,835,324	7,093,493	0	0	(3,279,994)	0.0%	0.0%
AMGUARD INS CO	PA	239,939,666	53,332,964	1,447,736	68,354,966	57,697,089	18,891,700	83.6%	27.4%
AMICA MUTUAL INS CO	RI	3,890,071,095	2,090,495,685	247,209,884	1,312,589,310	770,998,026	305,527,493	57.9%	23.0%
ARCH INS CO	MO	1,187,699,401	518,923,903	5,968,427	170,304,387	113,439,819	38,709,283	76.1%	26.0%
ARCH REINS CO	NE	1,076,174,896	691,716,556	20,576,568	93,847,845	54,874,890	10,943,145	65.8%	13.1%
ARGONAUT INS CO	IL	1,280,263,409	465,816,413	46,327,669	118,039,930	102,883,234	48,766,336	66.0%	31.3%
ARGONAUT-MIDWEST INS CO	IL	105,946,962	44,765,487	3,103,668	8,468,082	7,380,754	3,498,046	66.0%	31.3%
ARMED FORCES INS EXCHANGE	KS	148,272,466	69,599,790	(1,951,010)	58,548,846	41,040,834	24,738,890	70.2%	42.3%
ASSOCIATED INDEMNITY CORP	CA	169,314,247	65,431,253	7,167,568	45,859,158	25,973,712	14,245,768	58.0%	31.8%
ASSOCIATED LOGGERS EXCHANGE	ID	29,549,168	11,032,602	228,183	8,006,156	5,759,176	1,735,231	72.3%	21.8%
ASSURANCE CO OF AMERICA	NY	56,771,478	20,574,608	994,661	0	0	0	0.0%	0.0%
ASSURED GUARANTY CORP.	MD	1,248,270,663	285,953,765	64,328,402	114,114,530	4,911,242	73,578,656	4.5%	67.5%
ATHENA ASSURANCE CO	MN	190,457,055	53,957,324	10,641,017	50,095,170	28,788,760	14,279,542	58.4%	28.9%
ATLANTA INTERNATIONAL INS CO	NY	49,509,594	15,864,838	8,553,283	(261,200)	1,413,219	233,960	-541.0%	-89.6%
ATLANTIC INS CO	TX	34,226,683	33,450,899	1,091,106	0	0	0	0.0%	0.0%

Summary of Financial Condition as of December 31, 2006

Property and Casualty Insurers

NAIC Data Current as of July 1, 2007

COMPANY NAME	STATE	ADMITTED ASSETS	CAPITAL & SURPLUS	NET INCOME	NET PREMIUMS WRITTEN	NET LOSSES & LAE	OTHER EXPENSES	NET LOSS & LAE RATIO	NET OTHER EXPENSE RATIO
ATLANTIC MUTUAL INS CO	NY	584,544,133	121,584,007	(23,721,846)	60,254,040	76,808,234	30,150,557	112.9%	44.3%
ATLANTIC SPECIALTY INS CO	NY	66,652,323	48,156,557	2,020,557	11,284,554	7,527,414	4,238,471	62.5%	35.2%
ATRIADUS TRADE CREDIT INS, INC.	MD	89,864,921	42,814,590	3,336,010	20,319,316	6,136,503	8,515,220	32.7%	45.4%
AUSTIN MUTUAL INS CO	MN	139,925,937	72,297,248	6,860,807	68,314,922	40,784,880	24,392,803	60.5%	36.2%
AUTOMOBILE INS CO OF HARTFORD, CONNECTICUT (THE)	CT	928,690,153	283,852,201	61,995,441	237,117,138	136,266,797	67,589,832	58.4%	28.9%
AUTOONE INS CO	NY	75,904,056	45,337,270	2,715,204	18,807,589	12,545,691	7,064,118	62.5%	35.2%
AUTO-OWNERS INS CO	MI	9,037,953,108	4,845,743,986	421,991,225	2,510,597,290	1,614,957,332	730,301,102	62.5%	28.3%
AVEMCO INS CO	MD	122,331,917	65,808,199	16,777,511	45,392,500	27,350,752	6,989,702	59.1%	15.1%
AVOMARK INS CO	IN	10,342,046	10,254,739	558,695	0	0	0	0.0%	0.0%
AXA ART INS CORP	NY	66,870,651	34,543,784	5,193,558	31,100,018	8,590,895	15,849,545	28.4%	52.5%
AXA CORPORATE SOLUTIONS REINS CO	DE	932,202,482	653,768,765	725,887	15,948,003	15,549,804	9,626,250	101.4%	62.8%
AXA INS CO	NY	170,142,379	91,562,300	3,408,586	5,664,019	(1,915,489)	1,653,738	-32.0%	27.6%
AXA RE AMERICA INS CO	DE	56,757,572	49,936,016	2,104,823	(665,258)	(2,166,309)	954,769	325.6%	-143.5%
AXA RE PROPERTY AND CASUALTY INS CO	DE	59,613,289	26,340,782	(7,155,637)	(8,411,082)	1,150,613	5,263,605	-14.1%	-64.3%
AXIS INS CO	IL	107,198,813	106,899,920	1,897,451	0	0	2,180,233	0.0%	0.0%
AXIS REINS CO	NY	1,831,970,659	550,892,947	38,623,901	508,218,191	291,322,798	121,415,814	68.9%	28.7%
BALBOA INS CO	CA	1,533,166,926	656,040,225	115,516,407	885,459,937	406,474,607	329,125,483	47.7%	38.6%
BANCINSURE, INC.	OK	102,442,150	41,447,684	4,957,299	45,329,767	22,483,092	17,984,716	50.0%	40.0%
BANKERS INS CO	FL	110,779,063	43,638,209	7,087,155	51,716,556	24,507,439	26,293,058	45.0%	48.3%
BANKERS STANDARD FIRE AND MARINE CO	PA	122,036,784	42,635,547	9,484,529	34,645,525	20,889,150	6,523,880	60.3%	18.8%
BANKERS STANDARD INS CO	PA	271,851,923	86,384,867	14,581,261	80,839,556	48,738,920	15,222,413	60.3%	18.8%
BAR PLAN MUTUAL INS CO (THE)	MO	59,297,676	19,600,311	(3,605,029)	13,984,512	14,948,457	4,055,870	112.8%	30.6%
BCS INS CO	OH	227,983,948	136,667,938	8,392,172	82,566,892	49,157,022	25,972,513	61.1%	32.3%
BEAZLEY INS CO, INC.	CT	78,181,323	60,149,432	52,558	9,681,959	3,069,584	3,322,578	66.8%	72.3%
BENCHMARK INS CO	KS	113,533,453	37,014,854	1,638,306	30,159,074	26,849,808	5,122,643	87.2%	16.6%
BERKLEY INS CO	DE	6,796,348,696	2,178,722,445	442,620,297	1,800,711,690	1,188,983,992	451,941,288	68.3%	26.0%
BERKLEY REGIONAL INS CO	DE	2,402,315,783	664,966,190	140,806,766	1,274,534,559	727,645,070	378,244,554	59.2%	30.8%
BITUMINOUS CASUALTY CORP	IL	759,269,836	261,378,848	25,226,046	247,481,922	169,839,340	59,685,806	69.1%	24.3%
BITUMINOUS FIRE & MARINE INS CO	IL	492,386,961	113,452,637	4,871,440	183,200,230	110,077,645	55,686,652	65.5%	33.1%
BOND SAFEGUARD INS CO	IL	37,178,127	16,963,822	7,850,167	24,172,925	2,032,329	6,868,325	10.3%	34.7%
BRISTOL WEST INS CO	OH	118,905,827	36,732,704	37,434	47,492,150	33,263,033	15,800,144	71.5%	33.9%
BROTHERHOOD MUTUAL INS CO	IN	293,366,803	119,496,194	9,170,930	153,052,744	95,571,252	48,864,650	64.0%	32.7%
CALIFORNIA CAPITAL INS CO	CA	406,908,924	190,792,037	20,606,884	153,174,594	84,235,924	59,901,965	52.7%	37.5%
CALIFORNIA CASUALTY GENERAL INS CO OF OREGON	OR	78,334,891	29,882,668	2,170,254	28,871,711	21,107,870	8,795,323	71.9%	30.0%
CALIFORNIA CASUALTY INDEMNITY EXCHANGE	CA	534,544,900	305,728,207	9,282,577	168,418,316	123,129,242	51,306,053	71.9%	30.0%
CALIFORNIA CASUALTY INS CO	CA	100,861,066	78,367,309	2,704,763	19,247,808	14,071,914	5,863,548	71.9%	30.0%
CALIFORNIA INS CO	CA	173,519,407	87,738,349	19,721,286	93,114,695	49,820,237	15,056,970	53.4%	16.1%
CAMDEN FIRE INS ASSOCIATION (THE)	NJ	78,972,108	73,654,557	(11,959,295)	0	0	0	0.0%	0.0%

Summary of Financial Condition as of December 31, 2006

Property and Casualty Insurers

NAIC Data Current as of July 1, 2007

COMPANY NAME	STATE	ADMITTED ASSETS	CAPITAL & SURPLUS	NET INCOME	NET PREMIUMS WRITTEN	NET LOSSES & LAE	OTHER EXPENSES	NET LOSS & LAE RATIO	NET OTHER EXPENSE RATIO
CAMICO MUTUAL INS CO	CA	157,959,811	50,175,769	2,220,643	55,119,845	37,848,662	16,455,792	71.3%	31.0%
CANAL INS CO	SC	1,324,256,744	585,780,688	45,712,808	472,327,841	357,240,654	131,425,710	73.2%	26.9%
CAPITAL MARKETS ASSURANCE CORP	NY	87,717,512	86,364,987	(8,446,474)	0	0	12,398,446	0.0%	0.0%
CAPITOL INDEMNITY CORP	WI	445,537,797	181,308,131	22,736,908	159,967,776	68,738,967	70,933,001	45.4%	46.8%
CARDIF PROPERTY AND CASUALTY INS CO	TX	12,153,829	11,680,348	(700,184)	1,070,807	73,510	2,120,594	7.2%	208.5%
CAROLINA CASUALTY INS CO	FL	881,704,551	260,727,044	39,943,114	354,782,910	235,778,609	87,541,941	68.4%	25.4%
CASUALTY UNDERWRITERS INS CO	UT	4,544,321	3,696,333	(146,248)	1,059,550	518,544	1,049,328	47.8%	96.8%
CATERPILLAR INS CO	MO	154,633,905	34,633,334	(2,099,672)	57,701,402	27,862,517	12,438,150	80.9%	36.1%
CEM INS CO	IL	3,558,156	2,579,161	(114,197)	1,058,646	539,296	967,393	79.8%	143.2%
CENTENNIAL INS CO	NY	227,431,064	69,469,427	(3,659,487)	20,084,575	25,600,674	10,072,003	112.9%	44.4%
CENTRAL STATES INDEMNITY CO OF OMAHA	NE	260,853,018	207,510,261	5,282,376	54,905,113	69,178	56,223,695	0.1%	102.5%
CENTRE INS CO	DE	554,529,190	134,589,097	12,266,526	901,370	6,867,293	11,253,859	259.4%	425.1%
CENTURION CASUALTY CO	IA	321,991,551	302,796,224	23,976,481	12,065,844	2,383,312	1,674,360	9.9%	6.9%
CENTURY INDEMNITY CO	PA	882,569,407	25,000,000	(157,384,247)	31,504	252,620,135	8,965,450	N/A	N/A
CENTURY REINS CO	PA	98,716,761	86,789,160	4,572,123	0	(1,635,065)	36,482	0.0%	0.0%
CENTURY-NATIONAL INS CO	CA	572,030,583	215,895,610	37,222,834	185,093,924	101,755,371	66,524,059	53.0%	34.7%
CHARTER OAK FIRE INS CO (THE)	CT	805,685,829	198,968,889	48,303,316	220,418,748	126,670,544	62,829,985	58.4%	28.9%
CHEROKEE INS CO	MI	224,683,563	78,222,957	9,584,032	139,043,271	110,843,485	14,363,750	82.3%	10.7%
CHICAGO INS CO	IL	272,636,728	119,933,908	11,282,057	68,788,555	38,960,569	20,903,489	58.0%	31.1%
CHUBB INDEMNITY INS CO	NY	212,135,299	53,926,011	10,273,305	47,174,373	26,148,788	13,166,179	55.3%	27.8%
CHUBB NATIONAL INS CO	IN	177,177,805	53,742,507	10,276,428	47,174,373	26,148,788	13,166,179	55.3%	27.8%
CHURCH MUTUAL INS CO	WI	1,066,334,980	328,553,646	50,589,582	444,746,223	284,312,727	90,956,042	67.1%	21.5%
CIFG ASSURANCE NORTH AMERICA, INC.	NY	191,381,402	103,820,067	(2,095,662)	17,502,305	0	14,410,129	0.0%	261.1%
CIM INS CORP	MI	20,999,696	14,498,889	447,237	0	0	(13,213)	0.0%	0.0%
CINCINNATI CASUALTY CO	OH	349,578,661	281,463,027	14,888,270	0	0	0	0.0%	0.0%
CINCINNATI INDEMNITY CO (THE)	OH	74,495,278	61,925,302	2,238,352	0	0	0	0.0%	0.0%
CINCINNATI INS CO (THE)	OH	10,917,879,475	4,750,205,072	572,221,826	3,180,419,247	2,007,974,928	950,426,818	63.4%	30.0%
CIVIL SERVICE EMPLOYEES INS CO	CA	156,665,537	68,303,597	10,331,894	74,213,113	41,374,098	27,564,199	55.6%	37.0%
CLAREMONT LIABILITY INS CO	CA	26,355,545	13,347,830	1,805,190	798,685	(474,389)	304,696	-60.2%	38.7%
CLARENDON NATIONAL INS CO	NJ	1,430,872,998	496,025,403	(62,689,851)	(695,490)	35,223,075	43,089,671	N/A	N/A
CLEARWATER INS CO	DE	1,308,348,733	660,396,759	29,040,467	18,430,884	96,151,625	6,777,751	519.1%	36.6%
CLEARWATER SELECT INS CO	DE	108,851,522	81,224,956	5,376,795	224,208	(3,690,051)	1,177,748	-1597.5%	509.9%
CLERMONT INS CO	IA	21,035,046	20,224,850	607,636	0	0	0	0.0%	0.0%
CMG MORTGAGE ASSURANCE CO	WI	9,307,681	8,044,828	(41,946)	572,793	346,984	510,243	59.6%	87.7%
CMG MORTGAGE INS CO	WI	323,103,861	103,699,380	17,834,827	57,896,845	7,390,824	12,388,481	12.1%	20.3%
COLOGNE REINS CO OF AMERICA	CT	68,420,201	20,464,403	(15,256,924)	(188,236)	17,930,117	204,342	N/A	-108.6%
COLONIAL AMERICAN CASUALTY AND SURETY CO	MD	31,934,629	23,239,091	1,047,056	0	0	0	0.0%	0.0%
COLONIAL SURETY CO	PA	22,131,779	8,730,361	946,229	6,773,104	2,757,284	2,263,340	46.5%	36.2%

Summary of Financial Condition as of December 31, 2006
Property and Casualty Insurers

COMPANY NAME	STATE	ADMITTED ASSETS	CAPITAL & SURPLUS	NET INCOME	NET PREMIUMS WRITTEN	NET LOSSES & LAE	OTHER EXPENSES	NET LOSS & LAE RATIO	NET OTHER EXPENSE RATIO
COLONY SPECIALTY INS CO	OH	182,754,474	41,443,682	7,487,398	74,909,535	35,434,793	22,109,647	54.4%	34.0%
COLORADO CASUALTY INS CO	CO	22,444,733	16,508,414	1,592,643	0	0	0	0.0%	0.0%
COLUMBIA INS CO	NE	13,360,492,066	7,986,424,983	706,605,230	679,433,904	309,843,248	133,982,132	47.8%	20.7%
COLUMBIA MUTUAL INS CO	MO	325,472,942	166,941,408	13,764,092	143,366,766	87,340,472	44,518,703	61.8%	31.5%
COMMERCE AND INDUSTRY INS CO	NY	7,355,794,061	1,808,699,134	257,934,290	2,056,275,508	1,459,925,178	463,483,264	72.0%	22.9%
COMMERCIAL CASUALTY INS CO	CA	206,620,270	47,422,374	6,546,366	(150,428)	0	926,486	0.0%	N/A
COMMERCIAL GUARANTY CASUALTY INS CO	IN	139,355,403	118,190,651	9,488,926	(38,344)	(4,918,227)	912,859	-500.2%	92.8%
COMMERCIAL LOAN INS CORP	WI	10,919,819	10,417,207	631,939	56,384	0	82,005	0.0%	126.2%
COMMONWEALTH INS CO OF AMERICA	WA	51,506,904	22,218,290	1,210,717	11,874,262	8,301,048	3,449,992	71.0%	29.5%
CONNIE LEE INS CO	WI	160,946,897	138,617,181	13,327,849	(242,500)	4,902,761	204,207	82.1%	3.4%
CONSTITUTION INS CO	NY	46,777,773	38,652,958	295,772	33,254	(2,718,335)	556,428	-5228.1%	1070.2%
CONTINENTAL CASUALTY CO	IL	38,198,350,519	7,939,418,752	513,569,893	6,808,011,543	4,918,386,206	1,958,690,805	80.9%	32.2%
CONTINENTAL HERITAGE INS CO	OH	9,064,504	6,815,850	462,040	1,944,921	(6,852)	1,575,749	-0.3%	80.1%
CONTINENTAL INDEMNITY CO	IA	24,792,481	13,028,091	2,775,245	16,458,379	9,485,263	2,718,886	57.8%	16.6%
CONTINENTAL INS CO (THE)	PA	4,057,425,582	1,925,357,913	102,326,608	3,594,145	5,890,375	1,222,010	163.9%	34.0%
CONTINENTAL WESTERN INS CO	IA	264,743,868	82,466,352	4,408,079	0	0	0	0.0%	0.0%
CONTRACTORS BONDING AND INS CO	WA	190,670,367	72,525,928	18,549,625	81,514,984	16,657,819	40,075,626	20.9%	50.4%
CONVERIUM INS (NORTH AMERICA) INC.	NJ	73,248,379	64,148,649	1,193,924	(11)	432,303	62,371	N/A	N/A
COPIC INS CO	CO	434,243,334	143,774,656	12,619,950	104,052,806	73,403,234	18,154,586	70.9%	17.5%
COREGIS INS CO	IN	388,095,420	233,059,004	26,896,391	4,922,941	(14,119,919)	5,712,887	-280.6%	113.5%
CORNHUSKER CASUALTY CO	NE	818,255,365	654,475,770	27,262,144	61,787,310	30,112,702	18,377,640	49.3%	30.1%
COUNTRY CASUALTY INS CO	IL	73,829,310	57,632,163	1,419,872	0	0	0	0.0%	0.0%
COUNTRY MUTUAL INS CO	IL	3,321,079,649	1,445,258,459	114,524,038	1,795,179,134	1,189,195,517	545,799,044	68.1%	31.2%
COUNTRY PREFERRED INS CO	IL	77,722,917	16,023,041	1,000,341	0	0	0	0.0%	0.0%
COURTESY INS CO	FL	373,185,884	111,182,987	17,763,858	101,729,847	31,754,528	27,498,665	41.8%	36.2%
CPA INS CO	MI	7,480,141	6,238,135	(66,600)	1,379,550	1,000,159	844,446	72.5%	61.2%
CRUM & FORSTER INDEMNITY CO	DE	36,132,032	11,506,375	1,200,187	10,301,030	5,993,387	2,831,526	63.0%	29.8%
CSE SAFEGUARD INS CO	CA	71,537,348	23,766,010	5,246,930	37,106,556	20,687,049	13,782,100	55.6%	37.0%
CUMBERLAND CASUALTY & SURETY CO	FL	6,911,798	(4,015,664)	(548,345)	(85,222)	16,027	691,726	-18.8%	-811.7%
CUMIS INS SOCIETY, INC.	WI	1,172,959,823	460,891,913	44,830,838	568,850,037	341,953,213	207,251,022	64.1%	38.9%
CYPRESS INS CO	CA	520,279,554	228,496,323	110,682,170	109,285,521	55,296,028	20,970,630	53.8%	20.4%
DAIMLERCHRYSLER INS CO	MI	347,816,886	184,645,439	36,567,989	80,819,342	33,810,106	16,711,914	36.1%	17.9%
DAIRYLAND INS CO	WI	1,238,205,402	419,896,963	48,327,855	395,346,690	292,764,414	111,696,590	72.7%	27.7%
DAKOTA FIRE INS CO	ND	170,630,633	47,435,763	9,399,018	69,329,871	39,024,631	23,562,362	56.6%	34.2%
DALLAS NATIONAL INS CO	TX	208,607,912	67,355,938	7,417,823	78,531,719	40,392,351	19,855,684	59.4%	29.2%
DANIELSON INS CO	CA	9,170,513	6,911,222	134,171	4,910,720	2,890,669	2,086,033	60.8%	43.9%
DANIELSON NATIONAL INS CO	CA	12,112,227	9,210,017	21,585	6,163,661	3,781,055	2,607,573	63.6%	43.9%
DARWIN NATIONAL ASSURANCE CO	DE	442,010,386	183,921,261	8,623,473	148,730,550	85,864,793	39,459,984	67.1%	30.8%

Summary of Financial Condition as of December 31, 2006

Property and Casualty Insurers

NAIC Data Current as of July 1, 2007

COMPANY NAME	STATE	ADMITTED ASSETS	CAPITAL & SURPLUS	NET INCOME	NET PREMIUMS WRITTEN	NET LOSSES & LAE	OTHER EXPENSES	NET LOSS & LAE RATIO	NET OTHER EXPENSE RATIO
DEALERS ASSURANCE CO	OH	52,185,600	25,612,100	2,206,750	12,203,152	2,434,075	2,557,950	34.4%	36.1%
DEARBROOK INS CO	IL	35,063,935	34,859,442	1,427,015	0	0	0	0.0%	0.0%
DELOS INS CO	DE	370,444,382	203,843,872	9,640,452	63,218,328	46,179,120	28,549,693	62.8%	38.8%
DENTISTS BENEFITS INS CO	OR	14,577,498	11,589,138	889,963	4,096,693	826,593	1,758,151	21.7%	46.1%
DENTISTS INS CO (THE)	CA	225,320,515	134,913,505	5,592,735	34,450,453	18,677,460	10,023,177	54.8%	29.4%
DEPOSITORS INS CO	IA	62,060,875	45,734,905	1,563,461	0	0	0	0.0%	0.0%
DEVELOPERS SURETY AND INDEMNITY CO	IA	117,721,937	53,120,666	6,858,745	54,163,045	8,934,470	33,823,816	17.5%	66.4%
DIAMOND STATE INS CO	IN	170,527,895	112,993,949	4,453,858	13,717,058	8,379,227	2,178,582	64.3%	17.4%
DIRECT NATIONAL INS CO	AR	11,577,496	6,211,202	(484,269)	6,314,224	1,839,276	878,710	84.4%	40.3%
DISCOVER PROPERTY & CASUALTY INS CO	IL	108,639,935	40,578,212	5,753,492	25,047,585	14,394,380	7,139,771	58.4%	28.9%
DOCTORS' CO, AN INTERINS EXCHANGE (THE)	CA	1,939,549,138	655,959,500	137,638,906	493,082,275	247,969,818	97,776,987	51.9%	20.4%
DORINCO REINS CO	MI	1,910,651,347	565,535,996	33,747,456	297,603,138	234,693,476	54,374,527	83.9%	19.4%
EAGLE WEST INS CO	CA	79,224,989	29,635,904	4,818,650	50,379,334	22,094,668	15,711,991	52.7%	37.5%
EASTGUARD INS CO	PA	64,288,299	16,124,850	397,744	19,210,218	15,856,494	5,400,323	80.4%	27.4%
ECONOMY FIRE & CASUALTY CO	IL	344,937,872	331,067,614	17,577,575	0	0	13,024	0.0%	0.0%
ECONOMY PREFERRED INS CO	IL	7,982,724	7,957,251	295,204	0	0	0	0.0%	0.0%
ECONOMY PREMIER ASSURANCE CO	IL	33,100,247	33,024,537	1,373,473	0	0	0	0.0%	0.0%
ELECTRIC INS CO	MA	1,200,095,379	331,799,834	30,622,775	371,018,646	350,834,364	57,914,287	87.4%	14.4%
EMPIRE FIRE AND MARINE INS CO	NE	252,469,400	131,040,331	11,101,295	181,977,266	70,087,669	59,158,782	37.9%	0.0%
EMPLOYERS COMPENSATION INS CO	CA	1,479,467,443	314,094,628	60,974,706	28,211,386	18,818,535	10,596,177	62.5%	35.2%
EMPLOYERS' FIRE INS CO (THE)	MA	107,472,222	61,274,083	8,201,385	1,898,260,965	1,389,454,666	487,301,226	76.4%	26.8%
EMPLOYERS INS CO OF WAUSAU	WI	5,295,626,509	1,208,370,819	90,120,641	633,233,374	360,231,751	213,868,980	57.1%	33.9%
EMPLOYERS MUTUAL CASUALTY CO	IA	1,976,772,516	791,086,215	93,748,486	1,050,779,824	1,507,776,275	664,011,453	97.7%	43.0%
EMPLOYERS REINS CORP	MO	15,488,044,200	3,606,303,537	(1,351,039,016)	0	(0)	0	0.0%	0.0%
ENCOMPASS INDEMNITY CO	IL	24,406,647	20,256,465	1,048,492	5,626	1,068	1,225,279	173.7%	N/A
ENDURANCE AMERICAN INS CO	DE	141,560,101	139,858,770	363,674	322,409,240	168,252,881	129,057,525	51.0%	39.1%
ENDURANCE REINS CORP OF AMERICA	NY	1,572,805,557	571,353,208	63,406,634	0	0	0	0.0%	0.0%
ENJUMCLAW PROPERTY AND CASUALTY INS CO	WA	7,558,964	6,837,374	174,792	0	0	0	0.0%	0.0%
EQUITY INS CO	TX	64,537,013	25,371,582	1,783,092	23,217,137	21,451,981	4,800,547	90.9%	20.3%
ESURANCE INS CO OF NEW JERSEY	WI	8,785,889	8,763,832	1,230,591	0	0	4,173	0.0%	0.0%
EULER HERMES AMERICAN CREDIT INDEMNITY CO	MD	325,368,561	160,103,356	31,566,842	117,134,132	48,156,973	43,779,963	45.4%	41.3%
EVEREST NATIONAL INS CO	DE	574,664,699	164,957,698	21,042,536	87,984,584	54,057,735	20,704,569	55.7%	21.4%
EVEREST REINS CO	DE	9,731,935,336	2,704,120,872	298,745,535	2,187,127,996	1,504,293,560	549,761,782	70.2%	25.6%
EVERGREEN NATIONAL INDEMNITY CO	OH	45,030,733	31,197,415	1,452,453	9,527,569	(27,647)	7,870,767	-0.3%	89.3%
EXCESS SHARE INS CORP	OH	53,226,207	15,399,350	2,108,505	2,723,253	72,000	1,542,773	2.6%	56.7%
EXECUTIVE RISK INDEMNITY INC.	DE	2,633,694,022	810,146,257	199,899,048	754,799,022	418,409,488	210,740,778	55.3%	27.9%
EXPLORER INS CO	CA	121,852,148	35,637,847	6,230,413	45,410,883	22,593,891	16,249,009	54.0%	38.8%
FACTORY MUTUAL INS CO	RI	9,152,614,118	5,016,704,948	591,675,404	2,449,613,291	1,200,380,846	565,138,132	51.3%	24.2%

Summary of Financial Condition as of December 31, 2006
Property and Casualty Insurers

COMPANY NAME	STATE	ADMITTED ASSETS	CAPITAL & SURPLUS	NET INCOME	NET PREMIUMS WRITTEN	NET LOSSES & LAE	OTHER EXPENSES	NET LOSS & LAE RATIO	NET OTHER EXPENSE RATIO
FAIRFIELD INS CO	CT	27,878,289	19,717,540	(243,456)	0	334,126	2,006,265	0.0%	0.0%
FAIRMONT INS CO	CA	54,439,553	20,844,698	1,729,457	1,475,160	6,145,781	2,610,470	72.6%	30.8%
FAIRMONT PREMIER INS CO	CA	185,587,832	139,408,574	1,214,067	2,269,478	9,454,806	4,016,350	72.6%	30.8%
FAIRMONT SPECIALTY INS CO	DE	236,977,919	97,602,046	12,826,309	7,602,750	31,674,422	13,453,860	72.6%	30.8%
FARM BUREAU MUTUAL INS CO OF IDAHO	ID	348,386,461	180,880,062	15,835,247	142,929,591	95,405,509	35,602,380	68.4%	25.5%
FARMERS ALLIANCE MUTUAL INS CO	KS	274,736,796	137,795,932	13,404,033	108,096,345	68,255,901	32,620,846	62.1%	29.7%
FARMERS INS CO OF IDAHO	ID	157,517,659	54,931,870	5,509,941	86,965,870	57,024,406	24,715,362	66.7%	28.9%
FARMERS INS EXCHANGE	CA	11,919,107,149	3,148,567,064	244,742,594	6,000,645,712	3,956,021,185	1,706,394,297	67.1%	28.9%
FARMERS MUTUAL HAL INS CO OF IOWA	IA	315,488,425	221,199,127	33,371,119	174,020,980	96,419,091	36,931,698	55.7%	21.3%
FARMINGTON CASUALTY CO	CT	941,936,097	240,714,018	53,426,771	257,171,206	147,782,301	73,301,649	58.4%	28.9%
FARMLAND MUTUAL INS CO	IA	332,320,535	140,915,546	18,012,883	155,928,776	92,965,525	50,935,988	60.7%	33.2%
FEDERAL INS CO	IN	28,363,071,383	11,276,747,362	1,647,234,379	6,997,733,414	3,837,271,722	1,988,231,593	55.0%	28.5%
FEDERATED MUTUAL INS CO	MN	3,722,360,925	1,590,904,198	224,179,090	1,041,128,048	666,117,049	274,016,656	63.5%	26.1%
FEDERATED RURAL ELECTRIC INS EXCHANGE	KS	279,457,700	85,231,629	9,932,632	93,591,816	78,878,345	12,838,477	85.5%	13.9%
FEDERATED SERVICE INS CO	MN	339,482,510	106,624,072	19,371,143	115,680,894	74,013,005	30,446,295	63.5%	26.1%
FFG INS CO	TX	283,549,831	47,346,364	(15,381,752)	143,109,453	155,824,049	7,319,528	100.9%	4.7%
FIDELITY AND DEPOSIT CO OF MARYLAND	MD	263,243,635	194,756,260	7,211,948	0	0	0	0.0%	0.0%
FIDELITY AND GUARANTY INS CO	IA	18,717,718	19,577,511	463,493	0	0	0	0.0%	0.0%
FIDELITY AND GUARANTY INS UNDERWRITERS, INC.	WI	31,793,092	31,397,437	1,414,437	0	0	0	0.0%	0.0%
FIDELITY NATIONAL PROPERTY AND CASUALTY INS CO	NY	94,202,664	61,796,536	12,503,255	5,428,847	3,142,587	(12,915,853)	57.9%	-237.9%
FINANCIAL CASUALTY & SURETY, INC.	TX	9,719,587	7,842,159	1,219,874	4,148,804	439,435	2,184,744	10.6%	52.7%
FINANCIAL GUARANTY INS CO	NY	3,894,109,763	1,130,779,413	220,518,930	352,277,636	(1,663,662)	74,943,252	-0.8%	35.3%
FINANCIAL INDEMNITY CO	CA	109,855,011	31,983,569	4,272,239	25,968,735	18,858,668	7,128,886	71.1%	26.9%
FINANCIAL PACIFIC INS CO	CA	205,203,467	56,234,081	4,347,611	51,797,492	35,087,173	19,625,374	61.5%	34.4%
FINANCIAL SECURITY ASSURANCE INC.	NY	3,953,513,669	1,566,234,926	280,624,242	370,759,568	435,494	141,395,000	0.2%	56.1%
FIRE INS EXCHANGE	CA	2,063,035,845	543,751,470	45,142,831	869,658,781	573,161,623	247,896,044	67.1%	29.0%
FIREMAN'S FUND INS CO	CA	10,066,490,771	3,032,630,953	1,073,218,022	3,439,422,190	1,948,028,431	1,045,316,728	58.0%	31.1%
FIRST AMERICAN PROPERTY & CASUALTY INS CO	CA	85,044,464	46,887,075	8,911,632	36,361,692	19,222,237	12,902,365	46.3%	31.1%
FIRST COLONIAL INS CO	FL	350,517,408	107,064,563	5,999,553	147,380,173	73,618,934	29,775,596	68.7%	27.8%
FIRST FINANCIAL INS CO	IL	510,365,766	251,902,409	2,165,978	55,441,457	51,812,590	16,076,750	92.2%	28.6%
FIRST LIBERTY INS CORP (THE)	IA	45,620,600	21,013,508	740,872	11,864,131	8,684,092	3,045,747	76.4%	26.8%
FIRST NATIONAL INS CO OF AMERICA	WA	253,514,190	77,585,969	16,331,743	112,275,927	65,789,514	33,706,846	58.5%	30.0%
FIRSTCOMP INS CO	NE	228,305,634	54,030,259	5,980,917	137,783,053	81,829,781	46,665,855	60.3%	34.4%
FLORISTS' MUTUAL INS CO	IL	168,995,892	51,138,050	4,208,321	49,816,899	31,267,088	18,290,101	61.3%	35.9%
FOLKSAMERICA REINS CO	NY	3,024,786,221	1,153,275,894	46,856,438	715,637,883	523,727,944	215,415,255	74.6%	30.7%
FOREMOST INS CO	MI	1,812,960,024	586,988,891	90,141,491	1,309,166,216	643,416,323	540,823,510	51.2%	43.0%
FOREMOST PROPERTY AND CASUALTY INS CO	MI	39,348,050	14,912,599	4,400,666	0	0	(2,432,864)	0.0%	0.0%
FORTRESS INS CO	IL	39,660,339	15,417,088	286,598	2,632,393	2,058,155	959,668	85.8%	40.0%

Summary of Financial Condition as of December 31, 2006

Property and Casualty Insurers

NAIC Data Current as of July 1, 2007

COMPANY NAME	STATE	ADMITTED ASSETS	CAPITAL & SURPLUS	NET INCOME	NET PREMIUMS WRITTEN	NET LOSSES & LAE	OTHER EXPENSES	NET LOSS & LAE RATIO	NET OTHER EXPENSE RATIO
FRANKENMUTH MUTUAL INS CO	MI	888,005,743	321,745,444	35,205,068	333,269,197	188,570,713	117,039,069	57.1%	35.4%
GARRISON PROPERTY AND CASUALTY INS CO	TX	33,535,393	11,418,835	(666,500)	26,126,835	10,614,453	2,373,821	81.6%	18.3%
GATEWAY INS CO	MO	38,455,679	15,077,062	1,612,647	17,468,759	11,478,880	7,412,792	61.1%	39.5%
GE REINS CORP	IL	3,175,224,263	847,072,131	145,541,751	428,306,460	229,464,982	134,355,926	55.1%	32.3%
GEICO CASUALTY CO	MD	272,005,663	109,533,052	11,395,840	62,022,331	41,427,879	9,873,812	66.0%	15.7%
GEICO GENERAL INS CO	MD	151,061,741	70,699,344	5,951,364	0	0	0	0.0%	0.0%
GEICO INDEMNITY CO	MD	4,288,406,091	1,824,420,862	293,949,295	3,113,141,370	2,175,697,489	530,207,939	71.8%	17.5%
GEM STATE INS CO	ID	6,437,121	4,453,213	268,266	2,332,946	1,573,004	693,836	67.5%	29.8%
GENERAL CASUALTY CO OF WISCONSIN	WI	1,512,185,615	741,413,586	119,256,797	480,143,408	314,726,199	143,892,137	65.6%	30.0%
GENERAL FIDELITY INS CO	SC	598,641,278	403,046,101	(15,117,226)	170,309,503	52,940,149	49,837,645	67.2%	63.2%
GENERAL FIRE & CASUALTY CO	ID	25,892,198	10,772,269	(2,113,932)	5,274,820	8,519,250	6,337,151	98.9%	73.6%
GENERAL INS CO OF AMERICA	WA	2,702,742,949	876,596,611	225,897,128	1,291,173,165	756,579,416	387,628,732	58.5%	30.0%
GENERAL REINS CORP	DE	15,457,707,255	8,692,178,461	631,319,732	749,142,199	320,219,638	389,320,767	41.1%	50.0%
GENERAL SECURITY NATIONAL INS CO	NY	404,843,468	68,000,360	(25,431,758)	1,225,091	35,523,768	7,691,862	2717.7%	588.5%
GENERAL STAR NATIONAL INS CO	OH	518,758,131	202,151,764	13,978,713	22,145,712	7,674,300	8,439,496	36.0%	39.6%
GENERALI - U.S. BRANCH	NY	73,399,366	34,938,380	(9,876,654)	325,355	2,370,515	3,482,021	713.1%	1047.5%
GENESIS INS CO	CT	219,773,948	103,705,808	10,445,968	17,779,971	13,760,840	7,898,295	52.1%	29.9%
GENWORTH HOME EQUITY INS CORP	NC	6,138,637	5,864,244	143,355	239,494	0	234,538	0.0%	97.9%
GENWORTH MORTGAGE INS CORP	NC	2,790,366,705	244,750,762	212,935,370	432,365,170	122,173,409	171,755,245	28.5%	40.0%
GENWORTH MORTGAGE INS CORP OF NORTH CAROLINA	NC	189,614,401	30,646,531	22,866,389	47,698,167	17,034,894	102,369	37.7%	0.2%
GENWORTH RESIDENTIAL MORTGAGE INS CORP OF NORTH CAROLINA	NC	61,952,428	9,257,543	5,076,860	19,210,740	2,790,204	5,431,725	18.4%	35.9%
GEOVERA INS CO	MD	113,060,005	47,460,516	4,132,404	31,586,400	12,889,280	10,120,399	46.6%	36.6%
GERLING AMERICA INS CO	NY	134,741,309	89,227,696	3,679,598	1,715,845	8,240,047	250,096	521.2%	15.8%
GLOBAL REINS CORP OF AMERICA	NY	650,500,795	116,083,790	(36,058,218)	991,486	4,917,402	12,167,464	310.7%	768.9%
GLOBE AMERICAN CASUALTY CO	OH	11,895,575	5,363,418	613,094	0	0	0	0.0%	0.0%
GMAC DIRECT INS CO	MO	8,873,677	8,754,813	242,295	0	0	722	0.0%	0.0%
GMAC INS CO ONLINE, INC.	MO	11,867,090	11,090,659	757,505	145,658	(67,840)	(282,630)	-27.1%	-112.8%
GOVERNMENT EMPLOYEES INS CO	MD	12,268,573,470	4,706,691,426	1,073,384,141	7,964,164,872	5,529,158,670	1,329,685,384	70.9%	17.0%
GRAMERCY INS CO	TX	40,251,666	14,220,848	1,938,995	18,503,601	13,869,793	5,502,313	66.5%	26.4%
GRANGE INS ASSOCIATION	WA	207,197,721	97,168,888	10,218,506	107,449,878	67,170,916	33,991,243	62.7%	31.7%
GRANITE STATE INS CO	PA	42,526,702	32,172,042	1,388,252	0	0	0	0.0%	0.0%
GRAY INS CO (THE)	LA	315,622,095	96,544,612	12,316,660	112,320,022	73,090,947	29,645,808	65.8%	26.7%
GREAT AMERICAN ALLIANCE INS CO	OH	25,791,230	25,772,795	648,778	0	0	0	0.0%	0.0%
GREAT AMERICAN ASSURANCE CO	OH	15,999,743	15,993,395	368,230	0	0	0	0.0%	0.0%
GREAT AMERICAN INS CO	OH	5,461,795,679	1,602,636,159	301,334,872	1,669,596,447	1,022,309,044	526,931,227	64.1%	33.0%
GREAT AMERICAN INS CO OF NEW YORK	NY	55,324,688	55,004,926	1,742,634	0	0	0	0.0%	0.0%
GREAT AMERICAN SECURITY INS CO	OH	16,580,425	16,554,492	432,063	0	0	0	0.0%	0.0%
GREAT AMERICAN SPIRIT INS CO	OH	18,155,473	18,138,645	458,458	0	0	0	0.0%	0.0%

Summary of Financial Condition as of December 31, 2006

Property and Casualty Insurers

NAIC Data Current as of July 1, 2007

COMPANY NAME	STATE	ADMITTED ASSETS	CAPITAL & SURPLUS	NET INCOME	NET PREMIUMS WRITTEN	NET LOSSES & LAE	OTHER EXPENSES	NET LOSS & LAE RATIO	NET OTHER EXPENSE RATIO
GREAT DIVIDE INS CO	ND	131,640,294	62,757,588	11,683,206	10,168,016	16,132,294	402,218	60.2%	1.5%
GREAT MIDWEST INS CO	MI	28,313,420	13,541,159	919,206	7,030,113	3,966,181	2,682,987	52.7%	35.7%
GREAT NORTHERN INS CO	MIN	1,508,865,573	351,273,368	85,054,710	377,399,511	209,204,321	105,367,591	55.3%	27.9%
GREAT NORTHWEST INS CO	IN	23,735,452	10,036,467	1,070,228	14,107,108	8,916,519	4,742,084	63.3%	33.7%
GREAT WEST CASUALTY CO	NE	1,564,427,492	439,336,216	43,513,645	668,786,274	503,365,129	144,418,003	75.5%	21.6%
GREATER NEW YORK MUTUAL INS CO	NY	769,355,163	292,143,892	22,427,905	216,813,926	138,544,309	65,292,042	64.3%	30.3%
GREATWAY INS CO	WI	7,112,583	7,070,074	214,018	0	0	0	0.0%	0.0%
GREENWICH INS CO	DE	785,875,859	355,583,095	26,428,581	101,398,005	69,260,824	12,876,871	69.3%	12.9%
GUARANTEE CO OF NORTH AMERICA USA (THE)	MI	64,990,130	54,623,960	(112,112)	10,533,019	2,858,797	10,361,565	27.5%	99.8%
GUARANTEE INS CO	SC	74,834,226	9,755,730	(172,246)	20,541,467	19,386,766	3,281,800	89.9%	15.2%
GUIDEONE AMERICA INS CO	IA	12,289,053	8,560,073	363,413	0	0	0	0.0%	0.0%
GUIDEONE ELITE INS CO	IA	27,250,137	17,345,734	479,784	0	0	0	0.0%	0.0%
GUIDEONE MUTUAL INS CO	IA	950,709,904	298,353,443	21,004,850	324,757,682	191,584,708	97,418,182	61.1%	31.1%
GUIDEONE SPECIALTY MUTUAL INS CO	IA	215,737,166	54,499,287	7,108,076	81,189,421	51,364,036	24,354,545	65.6%	31.1%
HANOVER AMERICAN INS CO (THE)	NH	14,887,148	14,873,557	500,491	0	0	0	0.0%	0.0%
HANOVER INS CO (THE)	NH	4,027,098,266	1,463,633,330	230,885,061	1,548,921,785	913,512,836	551,058,939	62.8%	37.9%
HARCONATIONAL INS CO	IL	464,599,972	191,797,780	6,096,396	136,759,954	91,919,686	36,985,571	71.7%	28.8%
HARLEYSVILLE INS CO	PA	105,397,994	30,363,139	3,592,743	34,950,722	22,459,555	11,944,622	64.3%	34.2%
HARLEYSVILLE MUTUAL INS CO	PA	1,506,301,850	666,465,742	55,834,792	267,949,595	176,091,283	97,082,476	65.7%	36.2%
HARTFORD ACCIDENT AND INDEMNITY CO	CT	11,193,585,525	3,777,987,481	445,964,975	3,454,546,165	2,274,131,507	997,978,136	67.5%	29.6%
HARTFORD CASUALTY INS CO	IN	2,115,393,752	905,195,080	(2,255,363)	581,217,616	382,616,191	167,906,997	67.5%	29.6%
HARTFORD FIRE INS CO	CT	24,589,860,907	13,020,863,372	498,308,066	4,385,551,116	2,887,013,080	1,266,934,619	67.5%	29.6%
HARTFORD INS CO OF THE MIDWEST	IN	297,358,935	189,929,828	19,317,654	52,837,966	34,783,291	15,264,273	67.5%	29.6%
HARTFORD STEAM BOILER INSPECTION AND INS CO (THE)	CT	1,203,282,364	617,587,536	146,031,679	570,961,175	129,783,064	268,332,787	23.9%	49.4%
HARTFORD STEAM BOILER INSPECTION AND INS CO OF CONNECTICUT	CT	87,367,271	40,598,037	7,681,913	28,183,969	4,575,381	11,366,523	16.9%	42.0%
HARTFORD UNDERWRITERS INS CO	CT	1,506,231,742	646,634,183	70,383,808	422,703,721	278,266,321	122,114,180	67.5%	29.6%
HCC INS CO	IN	32,272,816	27,254,276	477,927	5,954	429,440	172,152	7212.6%	2891.4%
HERITAGE CASUALTY INS CO	IL	112,693,722	50,965,618	(2,679,890)	45,127,672	44,588,688	7,956,414	98.8%	17.6%
HERITAGE INDEMNITY CO	CA	198,384,540	103,052,860	8,322,497	47,022,314	23,914,876	4,538,290	63.2%	12.0%
HIGHMARK CASUALTY INS CO	PA	191,448,564	75,218,563	9,296,369	87,446,883	65,086,582	15,427,711	72.6%	17.2%
HOMESITE INS CO	CT	90,271,594	42,593,863	2,122,748	40,346,248	21,260,714	8,710,275	64.4%	26.4%
HORACE MANN INS CO	IL	413,335,551	154,016,611	31,774,132	248,074,538	166,417,737	65,009,775	66.7%	26.1%
HORACE MANN PROPERTY & CASUALTY INS CO	CA	126,078,572	54,229,447	11,640,128	89,012,340	57,084,328	16,925,668	67.4%	20.0%
HOUSING AUTHORITY PROPERTY INS, A MUTUAL CO	VT	138,790,525	67,406,567	9,145,704	29,909,745	9,423,159	7,050,670	31.8%	23.8%
HOUSTON GENERAL INS CO	TX	43,767,551	20,775,136	(851,721)	3,425,193	1,378,694	1,736,200	108.1%	136.1%
HSBC INS CO OF DELAWARE	DE	480,437,008	351,519,326	67,805,183	125,995,053	31,684,992	24,089,979	22.1%	16.8%
HUDSON INS CO	DE	371,337,988	115,416,181	1,100,973	199,421,850	133,437,703	65,619,404	69.7%	34.3%
IDAHO COUNTIES RISK MANAGEMENT PROGRAM, UNDERWRITERS	ID	41,872,949	14,228,816	348,475	13,500,738	10,666,434	3,452,490	81.3%	26.3%

Summary of Financial Condition as of December 31, 2006

Property and Casualty Insurers

NAIC Data Current as of July 1, 2007

COMPANY NAME	STATE	ADMITTED ASSETS	CAPITAL & SURPLUS	NET INCOME	NET PREMIUMS WRITTEN	NET LOSSES & LAE	OTHER EXPENSES	NET LOSS & LAE RATIO	NET OTHER EXPENSE RATIO
IDAHO STATE INS FUND	ID	558,542,331	166,370,962	38,564,088	240,455,986	170,629,077	32,088,481	71.7%	13.5%
IDS PROPERTY CASUALTY INS CO	WI	1,091,657,301	522,937,442	59,505,011	575,325,059	439,025,029	89,919,590	78.6%	16.1%
ILLINOIS NATIONAL INS CO.	IL	55,270,711	54,888,076	2,329,324	0	0	0	0.0%	0.0%
IMPERIAL CASUALTY AND INDEMNITY CO	OK	23,333,420	10,864,508	127,429	9,476,639	6,100,193	3,928,470	64.5%	41.6%
INDEMNITY CO OF CALIFORNIA	CA	19,852,828	10,549,758	1,798,162	8,198,153	548,646	4,979,544	7.0%	63.6%
INDEMNITY INS CO OF NORTH AMERICA	PA	325,950,819	93,921,493	15,767,248	76,990,055	46,420,395	14,384,842	60.3%	18.7%
INDEPENDENCE AMERICAN INS CO	DE	62,840,390	40,777,760	1,896,689	67,908,206	47,798,615	20,134,049	70.5%	29.7%
INDIANA LUMBERMENS MUTUAL INS CO	IN	123,270,828	42,224,108	3,945,820	48,711,340	29,844,471	18,761,301	62.5%	39.3%
INFINITY AUTO INS CO	OH	16,334,644	9,743,667	1,105,734	982,190	635,678	213,004	67.0%	22.5%
INFINITY CASUALTY INS CO	OH	9,284,089	7,624,661	2,516,518	982,190	635,678	213,004	67.0%	22.5%
INFINITY INS CO	IN	1,596,370,374	492,856,287	113,896,683	968,439,651	626,778,666	209,867,602	67.0%	22.4%
INFINITY PREMIER INS CO	IN	6,670,645	5,572,763	233,230	982,190	635,678	213,004	67.0%	22.5%
INFINITY SECURITY INS CO	IN	7,874,287	6,474,973	271,010	982,190	635,678	213,004	67.0%	22.5%
INFINITY SELECT INS CO	IN	7,485,873	5,581,482	236,017	982,190	635,678	213,004	67.0%	22.5%
INFINITY SPECIALTY INS CO	OH	9,533,039	8,322,331	386,570	982,190	635,678	213,004	67.0%	22.5%
INFINITY STANDARD INS CO	IN	28,252,427	8,758,742	1,815,591	982,190	635,678	213,004	67.0%	22.5%
INS CO OF NORTH AMERICA	PA	628,630,387	174,973,254	53,272,002	192,475,137	116,050,659	36,255,656	60.3%	18.8%
INS CO OF THE STATE OF PENNSYLVANIA (THE)	PA	4,343,795,678	1,521,790,352	159,346,160	1,028,137,755	720,117,147	243,461,630	71.1%	24.0%
INS CO OF THE WEST	CA	845,856,930	453,303,587	160,469,368	253,082,399	125,772,642	90,567,670	53.9%	38.8%
INS CORP OF NEW YORK	NY	101,000,702	(89,385,588)	(33,906,251)	6,102	28,228,341	777,997	N/A	N/A
INTEGON INDEMNITY CORP	NC	82,732,207	44,554,597	2,534,688	0	0	27,338	0.0%	0.0%
INTEGON NATIONAL INS CO	NC	217,436,016	82,900,410	6,724,497	0	0	2,946	0.0%	0.0%
INTERNATIONAL FIDELITY INS CO	NJ	149,565,807	73,246,833	10,489,091	80,666,540	11,006,045	56,319,733	14.0%	71.8%
INTERSTATE INDEMNITY CO	IL	139,782,790	65,951,941	6,742,418	36,687,235	20,778,970	11,271,187	58.0%	31.5%
INTREPID INS CO	MI	38,781,020	21,945,091	3,466,042	24,672,270	7,760,242	9,038,679	35.9%	41.8%
JEFFERSON INS CO	NY	130,081,302	99,394,208	(4,925,719)	0	10,680,001	(500,302)	N/A	N/A
JEWELERS MUTUAL INS CO	WI	184,417,398	107,402,040	8,024,343	91,493,130	48,631,318	35,172,868	54.8%	39.6%
KANSAS BANKERS SURETY CO (THE)	KS	158,570,744	129,264,643	8,366,109	19,800,239	9,274,284	6,084,611	44.5%	29.2%
KEMPER CASUALTY INS CO	IL	45,404,475	28,496,115	(8,176,808)	723,935	(2,868,866)	12,927,300	-457.8%	2063.2%
LANCER INS CO	IL	549,173,453	96,977,859	28,560,110	110,204,932	60,702,536	34,456,979	63.2%	35.9%
LANDCAR CASUALTY CO	UT	8,120,580	3,041,875	(18,046)	2,437,822	1,524,448	161,027	111.2%	11.8%
LAURIER INDEMNITY CO	WI	25,567,078	15,908,742	1,628,342	2,762,147	976,856	698,903	35.4%	25.3%
LEXINGTON NATIONAL INS CORP	MD	38,369,882	10,056,754	4,717,175	11,498,566	(232,124)	6,842,601	-2.2%	64.1%
LEXON INS CO	TX	69,490,278	37,309,693	16,190,801	48,085,167	1,535,363	19,031,265	3.5%	43.6%
LIBERTY AMERICAN SELECT INS CO	FL	42,475,033	25,661,583	1,547,745	10,632,477	7,459,938	7,011,815	51.4%	48.3%
LIBERTY INS CORP	IL	1,850,482,043	329,679,411	23,763,459	711,847,862	521,045,500	182,737,450	76.4%	26.8%
LIBERTY INS UNDERWRITERS INC.	NY	117,980,703	76,092,008	4,368,341	0	0	0	0.0%	0.0%
LIBERTY MUTUAL FIRE INS CO	WI	3,420,760,390	913,530,515	52,991,716	1,186,413,103	868,409,167	304,563,954	76.4%	26.8%

Summary of Financial Condition as of December 31, 2006

Property and Casualty Insurers

NAIC Data Current as of July 1, 2007

COMPANY NAME	STATE	ADMITTED ASSETS	CAPITAL & SURPLUS	NET INCOME	NET PREMIUMS WRITTEN	NET LOSSES & LAE	OTHER EXPENSES	NET LOSS & LAE RATIO	NET OTHER EXPENSE RATIO
LIBERTY MUTUAL INS CO	MA	29,920,012,089	9,952,129,029	1,007,010,200	7,889,647,136	5,774,920,956	2,026,669,564	76.4%	26.8%
LIBERTY NORTHWEST INS CORP	OR	203,014,321	89,942,190	65,304,800	(92,223,257)	0	0	0.0%	0.0%
LINCOLN GENERAL INS CO	PA	466,101,357	133,200,630	(29,827,958)	229,684,199	179,824,040	89,544,814	80.2%	39.9%
LM GENERAL INS CO	DE	15,508,853	5,401,350	401,127	0	8,805	0	0.0%	0.0%
LM INS CORP	IA	67,188,909	18,981,268	679,006	23,728,263	17,368,184	6,091,265	76.4%	26.8%
LM PERSONAL INS CO	DE	10,692,208	5,794,432	801,457	0	0	0	0.0%	0.0%
LM PROPERTY AND CASUALTY INS CO	IN	355,438,618	157,474,642	28,393,057	13,399	2,647,157	(124)	N/A	-0.9%
LUMBERMENS MUTUAL CASUALTY CO	IL	2,136,458,926	173,592,612	(106,390,251)	9,661,007	142,391,872	90,577,836	739.9%	470.7%
LUMBERMEN'S UNDERWRITING ALLIANCE	MO	362,917,259	100,580,260	5,121,657	94,070,296	58,846,849	39,346,656	65.3%	43.6%
LYNDON PROPERTY INS CO	MO	434,618,512	125,125,914	6,707,008	109,448,913	57,779,868	30,708,313	69.5%	36.9%
LYNDON SOUTHERN INS CO	LA	11,092,921	6,562,827	(373,105)	9,431,493	1,983,342	5,451,960	29.4%	80.8%
MAJESTIC INS CO	CA	184,931,581	53,211,170	8,076,245	59,633,445	41,609,311	20,415,161	65.4%	32.1%
MANUFACTURERS ALLIANCE INS CO	PA	191,523,095	58,835,064	1,225,827	71,861,007	51,449,117	20,835,796	71.9%	29.1%
MAPFRE REINS CO	NJ	76,266,168	46,944,663	15,876,149	1,983,081	860,563	5,565,688	5.4%	34.8%
MARKEL AMERICAN INS CO	VA	403,368,773	108,711,076	30,281,028	112,824,099	46,988,282	41,735,769	41.1%	36.5%
MARKEL INS CO	IL	614,720,963	130,185,423	19,724,044	325,519,884	211,132,620	108,963,919	65.2%	33.7%
MARTINGALE NATIONAL INS CO	IL	8,449,032	8,418,322	200,923	0	0	87,167	0.0%	0.0%
MARYLAND CASUALTY CO	MD	514,130,378	404,857,765	11,387,977	0	0	0	0.0%	0.0%
MARYLAND INS CO	TX	30,354,263	24,550,059	1,097,629	0	0	0	0.0%	0.0%
MAXUM CASUALTY INS CO	GA	11,114,635	8,955,192	246,833	0	0	0	0.0%	0.0%
MBA INS CORP	NY	10,952,319,309	4,080,631,862	672,985,597	723,460,531	94,181,361	216,994,169	0.0%	0.0%
MBA INS CORP - OF ILLINOIS	IL	181,949,050	180,290,742	4,060,836	0	0	4,860,004	12.7%	29.4%
MEDICAL ASSURANCE CO, INC. (THE)	AL	1,720,534,720	429,135,493	99,235,983	288,904,802	176,878,688	48,732,507	57.9%	16.0%
MEDICAL INS EXCHANGE OF CALIFORNIA	CA	339,723,472	122,782,385	15,977,180	73,911,993	52,950,016	9,271,648	73.4%	12.9%
MEDICAL PROTECTIVE CO	IN	1,703,798,855	645,884,989	60,747,603	337,385,540	223,126,825	53,679,435	74.5%	17.9%
MEDMARC CASUALTY INS CO	VT	112,696,469	41,833,982	2,969,755	16,084,571	11,979,725	3,929,099	75.2%	24.7%
MEMIC INDEMNITY CO	NH	123,442,358	51,057,505	3,234,841	32,346,183	21,073,788	8,626,720	67.0%	27.4%
MENDOTA INS CO	MN	105,229,030	45,736,295	5,988,735	36,573,769	21,158,378	10,841,800	60.6%	31.0%
MERASTAR INS CO	IN	83,733,234	24,220,172	(517,432)	20,597,648	10,626,317	11,103,898	51.1%	53.4%
MERCHANTS BONDING CO (MUTUAL)	IA	67,067,914	46,280,577	3,425,738	32,515,574	3,968,168	20,703,973	13.7%	71.3%
MERTPLAN INS CO	CA	102,010,758	57,011,582	4,922,708	38,498,258	17,672,809	14,309,802	47.7%	38.6%
METLIFE INS CO OF CONNECTICUT	CT	66,375,626,758	4,089,688,933	(3,819)	0	0	0	0.0%	0.0%
METROPOLITAN CASUALTY INS CO	RI	46,364,206	45,276,170	1,838,529	0	0	0	0.0%	0.0%
METROPOLITAN DIRECT PROPERTY AND CASUALTY INS CO	RI	24,141,447	23,671,529	832,729	0	0	0	0.0%	0.0%
METROPOLITAN GENERAL INS CO	RI	29,659,767	28,838,506	1,096,663	0	0	0	0.0%	0.0%
METROPOLITAN GROUP PROPERTY AND CASUALTY INS CO	RI	381,523,795	259,572,608	12,996,564	0	14,581,074	650	0.0%	0.0%
METROPOLITAN PROPERTY AND CASUALTY INS CO	RI	5,305,099,234	1,850,581,761	385,286,471	2,955,030,334	1,732,587,422	853,905,790	59.1%	29.1%
MGA INS CO, INC.	TX	120,365,499	21,068,034	2,652,451	48,000,037	31,513,878	12,837,333	70.2%	28.6%

Summary of Financial Condition as of December 31, 2006

Property and Casualty Insurers

NAIC Data Current as of July 1, 2007

COMPANY NAME	STATE	ADMITTED ASSETS	CAPITAL & SURPLUS	NET INCOME	NET PREMIUMS WRITTEN	NET LOSSES & LAE	OTHER EXPENSES	NET LOSS & LAE RATIO	NET OTHER EXPENSE RATIO
MGIC ASSURANCE CORP	WI	9,118,032	9,098,741	262,059	0	0	111,830	0.0%	0.0%
MGIC INDEMNITY CORP	WI	22,752,780	22,280,176	713,155	1,029	(7,410)	210,116	-520.4%	N/A
MIC GENERAL INS CORP	MI	54,813,101	13,854,932	565,345	0	0	9,730	0.0%	0.0%
MIC PROPERTY AND CASUALTY INS CORP	MI	166,717,694	49,991,752	1,370,207	0	0	(54,937)	0.0%	0.0%
MICHIGAN MILLERS MUTUAL INS CO	MI	313,928,048	128,933,091	6,958,087	155,516,658	103,948,521	51,358,183	66.7%	32.9%
MID-CENTURY INS CO	CA	3,198,083,569	610,597,600	81,741,123	1,855,284,274	1,276,986,005	527,692,846	70.1%	29.0%
MID-CONTINENT CASUALTY CO	OK	876,228,423	292,824,815	62,038,424	301,544,045	140,444,932	95,204,347	46.9%	31.8%
MID-CONTINENT INS CO	OK	30,724,373	12,103,832	2,090,170	9,623,746	4,461,508	2,951,565	46.7%	30.9%
MIDWEST EMPLOYERS CASUALTY CO	DE	298,751,781	120,896,965	3,127,570	40,968,106	25,529,947	8,671,772	80.7%	27.4%
MILBANK INS CO	SD	441,018,675	165,348,702	28,565,683	206,648,969	117,811,857	69,288,769	56.9%	33.5%
MILWAUKEE SAFEGUARD INS CO	WI	11,886,692	10,525,025	602,476	0	0	0	0.0%	0.0%
MINNESOTA LAWYERS MUTUAL INS CO	MN	96,544,988	53,206,473	2,545,731	25,150,795	12,299,131	7,178,366	53.4%	31.2%
MITSUJI SUMITOMO INS CO OF AMERICA	NY	670,201,634	190,049,576	4,695,843	140,961,686	124,598,188	43,927,512	82.3%	29.0%
MITSUI SUMITOMO INS USA INC.	NY	100,552,976	47,455,201	930,366	15,662,410	13,844,243	4,882,172	82.3%	29.0%
MODERN SERVICE INS CO	IL	25,985,902	22,244,632	782,429	0	31,907	0	0.0%	0.0%
MONTEREY INS CO	CA	54,364,973	20,864,678	3,347,173	30,822,399	15,190,081	10,801,994	52.7%	37.5%
MORTGAGE GUARANTY INS CORP	WI	7,364,303,289	1,549,678,858	400,369,855	1,056,244,796	496,693,493	169,023,634	48.0%	16.3%
MOTORS INS CORP	MI	7,770,566,346	2,812,154,226	1,102,156,124	2,855,301,970	2,047,704,033	689,922,362	67.7%	22.8%
MUNICH REINS AMERICA, INC.	DE	17,207,194,585	3,773,907,382	615,768,527	2,523,026,161	1,737,123,573	651,446,841	68.7%	25.8%
MUTUAL OF ENJUMCLAW INS CO	WA	528,540,125	192,227,825	16,249,421	287,063,169	195,254,113	89,047,287	68.9%	31.4%
NATIONAL ALLIANCE INS CO	MO	20,959,198	20,956,772	192,996	0	792,216	939	0.0%	0.0%
NATIONAL AMERICAN INS CO	OK	142,375,926	51,662,885	3,789,086	64,789,212	45,759,216	24,531,528	69.6%	37.3%
NATIONAL AMERICAN INS CO OF CALIFORNIA	CA	40,768,132	18,428,878	671,871	445,439	952,747	455,667	80.1%	38.3%
NATIONAL CASUALTY CO	WI	156,736,229	100,295,218	3,600,758	0	(191,755)	0	0.0%	0.0%
NATIONAL CONTINENTAL INS CO	NY	125,830,786	41,385,352	4,667,413	45,462,441	22,682,997	18,340,527	97.5%	78.8%
NATIONAL FARMERS UNION PROPERTY AND CASUALTY CO	CO	272,939,419	116,179,294	24,679,110	166,092,165	80,808,318	59,690,914	48.3%	35.7%
NATIONAL FIRE AND INDEMNITY EXCHANGE	MO	13,393,198	6,182,558	730,347	5,279,093	2,079,728	2,628,599	39.1%	49.5%
NATIONAL FIRE INS CO OF HARTFORD	IL	210,224,252	177,058,508	3,542,980	0	0	0	0.0%	0.0%
NATIONAL GENERAL ASSURANCE CO	MO	43,992,913	19,531,920	585,338	0	0	3,703	0.0%	0.0%
NATIONAL GENERAL INS CO	MO	99,603,805	38,846,284	2,570,870	31,338,797	22,091,145	9,218,885	68.1%	28.4%
NATIONAL INDEMNITY CO	NE	67,168,015,588	35,562,568,908	6,770,285,908	4,832,377,687	2,022,631,610	836,001,198	46.4%	19.2%
NATIONAL INS ASSOCIATION	IN	10,876,044	10,353,658	735,435	0	0	0	0.0%	0.0%
NATIONAL INS CO OF WISCONSIN, INC.	WI	39,376,970	13,653,985	893,238	12,922,628	9,684,128	3,827,870	74.9%	29.6%
NATIONAL INTERSTATE INS CO	OH	631,479,415	148,265,810	26,579,153	185,557,747	97,488,265	49,477,119	56.1%	28.5%
NATIONAL LIABILITY & FIRE INS CO	CT	1,155,384,109	496,699,260	115,165,928	439,818,649	208,633,383	93,457,621	47.2%	21.1%
NATIONAL MERIT INS CO	WA	42,535,175	17,408,177	(19,937)	14,938,596	12,751,417	6,625,652	70.7%	36.8%
NATIONAL REINS CORP	DE	849,770,747	670,741,251	38,116,040	(1,111,662)	2,062,018	(4,422,287)	30.0%	-64.4%
NATIONAL SPECIALTY INS CO	TX	26,650,676	10,723,407	941,231	11,021,384	4,983,294	5,687,416	43.7%	49.9%

Summary of Financial Condition as of December 31, 2006
Property and Casualty Insurers

COMPANY NAME	STATE	ADMITTED ASSETS	CAPITAL & SURPLUS	NET INCOME	NET PREMIUMS WRITTEN	NET LOSSES & LAE	OTHER EXPENSES	NET LOSS & LAE RATIO	NET OTHER EXPENSE RATIO
NATIONAL STANDARD INS CO	TX	18,020,357	14,553,347	680,659	0	0	0	0.0%	0.0%
NATIONAL SURETY CORP	IL	553,480,285	189,691,714	39,704,649	183,435,874	103,894,849	55,790,531	58.0%	31.1%
NATIONAL UNION FIRE INS CO OF PITTSBURGH, PA	PA	31,667,494,265	10,420,211,501	1,120,854,948	7,813,846,949	5,472,890,307	1,747,380,396	71.1%	22.7%
NATIONWIDE AFFINITY INS CO OF AMERICA	OH	47,237,820	13,861,339	44,159	5,070,884	3,477,770	1,123,343	86.7%	28.0%
NATIONWIDE AGRIBUSINESS INS CO	IA	93,871,638	52,157,641	2,354,270	0	0	0	0.0%	0.0%
NATIONWIDE ASSURANCE CO	WI	86,035,353	71,181,038	2,585,124	0	0	0	0.0%	0.0%
NATIONWIDE GENERAL INS CO	OH	49,884,683	22,901,862	753,164	0	0	0	0.0%	0.0%
NATIONWIDE INS CO OF AMERICA	WI	114,976,241	81,553,241	5,185,182	0	0	0	0.0%	0.0%
NATIONWIDE MUTUAL FIRE INS CO	OH	4,219,131,799	1,912,470,343	243,579,345	1,761,995,158	1,050,510,050	575,576,163	60.7%	33.2%
NATIONWIDE MUTUAL INS CO	OH	28,374,752,731	10,805,962,295	1,080,505,147	13,057,682,127	7,808,493,108	4,263,350,679	60.8%	33.2%
NATIONWIDE PROPERTY AND CASUALTY INS CO	OH	94,600,776	27,517,079	999,175	0	0	0	0.0%	0.0%
NAU COUNTRY INS CO	MIN	269,627,910	121,378,740	51,550,155	192,378,011	126,979,989	(9,836,487)	66.4%	-5.1%
NAVIGATORS INS CO	NY	1,361,848,572	524,187,987	45,426,174	376,178,945	191,740,417	105,846,914	58.2%	32.1%
NCMIC INS CO	IA	486,729,957	148,241,239	14,460,239	83,689,951	56,277,256	19,060,908	65.3%	22.1%
NETHERLANDS INS CO (THE)	NH	290,596,203	56,421,014	3,961,218	117,545,488	74,224,431	37,503,846	66.2%	33.5%
NEW ENGLAND INS CO	CT	293,231,895	273,309,678	10,163,796	899	553,030	3,391	N/A	377.2%
NEW ENGLAND REINS CORP	CT	129,095,289	116,957,970	4,497,105	899	553,031	3,391	N/A	377.2%
NEW HAMPSHIRE INDEMNITY CO, INC.	PA	300,538,800	105,892,802	14,761,903	193,012,391	134,635,003	50,256,695	70.1%	26.2%
NEW HAMPSHIRE INS CO	PA	4,001,180,436	1,029,286,952	156,526,215	1,028,137,755	720,117,147	290,615,632	71.1%	28.7%
NEW YORK MARINE AND GENERAL INS CO	NY	590,818,619	181,123,524	26,774,932	131,695,612	75,918,809	48,610,819	58.8%	37.6%
NGM INS CO	FL	1,008,556,621	560,310,011	34,662,402	331,894,322	212,318,992	104,271,697	65.1%	32.0%
NIPPONKOA INS CO, LIMITED (U.S. BRANCH)	NY	220,186,151	57,842,339	3,558,647	54,609,334	30,594,422	23,605,268	57.3%	44.1%
NORGUARD INS CO	PA	310,172,823	68,754,501	4,379,416	97,650,966	74,694,233	27,047,342	75.8%	27.4%
NORTH AMERICAN ELITE INS CO	NH	38,669,167	33,844,474	917,537	0	0	(37,896)	0.0%	0.0%
NORTH AMERICAN SPECIALTY INS CO	NH	447,501,879	212,692,884	12,437,988	27,494,361	31,621,605	(1,768,827)	229.6%	-12.8%
NORTH PACIFIC INS CO	OR	35,169,208	6,520,238	220,238	0	0	0	0.0%	0.0%
NORTH POINTE INS CO	MI	113,654,679	49,841,403	2,927,459	38,389,666	17,517,846	24,650,976	42.3%	59.5%
NORTH RIVER INS CO (THE)	NJ	956,398,628	409,942,226	74,956,413	226,622,692	131,854,512	62,293,567	63.0%	29.8%
NORTH STAR REINS CORP	DE	21,574,735	18,235,982	935,188	0	0	0	0.0%	0.0%
NORTHBROOK INDEMNITY CO	IL	37,974,298	34,706,976	10,496,646	0	0	0	0.0%	0.0%
NORTHERN ASSURANCE CO OF AMERICA (THE)	MA	355,882,652	191,950,740	14,472,168	94,037,947	62,728,450	35,320,590	62.5%	35.2%
NORTHERN INS CO OF NEW YORK	NY	52,853,804	30,876,150	1,262,737	0	0	0	0.0%	0.0%
NORTHLAND CASUALTY CO	MIN	104,248,043	31,723,958	5,683,590	43,888,523	25,390,054	13,010,160	60.6%	31.0%
NORTHLAND INS CO	MIN	1,227,413,998	567,329,324	74,005,859	402,311,461	232,843,776	119,259,802	60.6%	31.0%
NORTHWEST DENISTIS INS CO	WA	15,135,850	7,017,756	109,189	3,153,655	2,911,840	703,192	94.8%	22.9%
NORTHWEST PHYSICIANS INS CO	OR	107,469,771	23,169,844	2,123,276	11,650,023	(1,591,474)	(878,348)	-167.2%	-92.3%
NOVA CASUALTY CO	NY	127,007,736	53,358,852	1,217,761	45,929,434	28,063,460	17,951,023	64.8%	41.5%
OCCIDENTAL FIRE & CASUALTY CO OF NORTH CAROLINA	NC	357,432,913	145,633,419	(303,498)	62,927,318	54,453,696	20,975,851	86.3%	33.2%

Summary of Financial Condition as of December 31, 2006

Property and Casualty Insurers

NAIC Data Current as of July 1, 2007

COMPANY NAME	STATE	ADMITTED ASSETS	CAPITAL & SURPLUS	NET INCOME	NET PREMIUMS WRITTEN	NET LOSSES & LAE	OTHER EXPENSES	NET LOSS & LAE RATIO	NET OTHER EXPENSE RATIO
ODYSSEY AMERICA REINS CORP	CT	6,392,402,375	2,501,581,886	561,668,161	1,741,174,308	1,156,300,616	470,891,482	64.3%	26.2%
OHIC INS CO	OH	286,936,900	99,279,271	23,107,601	35,680,568	15,210,401	10,078,986	42.9%	28.4%
OHIO CASUALTY INS CO (THE)	OH	4,349,775,977	1,082,717,796	206,026,462	1,412,405,829	879,764,168	449,922,337	61.8%	31.6%
OHIO INDEMNITY CO	OH	100,617,027	40,458,732	4,915,331	48,806,034	26,641,128	21,398,893	54.3%	43.6%
OHIO SECURITY INS CO	OH	13,908,967	13,908,967	440,474	0	0	25	0.0%	0.0%
OKLAHOMA FARMERS UNION MUTUAL INS CO	OK	115,366,901	48,145,400	946,070	87,753,908	62,614,024	30,736,284	71.2%	35.0%
OLD REPUBLIC GENERAL INS CORP	IL	863,771,882	269,963,550	51,470,755	223,630,715	162,964,608	19,533,791	70.3%	8.4%
OLD REPUBLIC INS CO	PA	2,266,579,625	844,138,607	120,370,594	339,234,043	154,506,615	100,276,416	46.5%	30.2%
OLD REPUBLIC SECURITY ASSURANCE CO	AZ	112,687,796	19,302,462	1,762,130	32,510,494	14,438,556	5,919,589	72.8%	29.9%
OLD REPUBLIC SURETY CO	WI	96,686,493	42,793,866	5,533,829	39,771,804	5,719,872	28,038,633	14.8%	72.5%
OLD UNITED CASUALTY CO	KS	353,425,161	116,834,158	24,655,962	81,406,800	33,887,450	13,379,036	48.4%	19.1%
ONEBEACON AMERICA INS CO	MA	1,056,962,287	520,890,583	114,880,666	308,444,463	205,749,314	115,851,532	62.5%	35.2%
ONEBEACON INS CO	PA	3,758,323,295	1,694,122,734	197,832,189	1,015,609,818	677,467,247	381,462,349	62.5%	35.2%
OREGON AUTOMOBILE INS CO	OR	12,266,442	6,518,130	218,130	0	0	0	0.0%	0.0%
OREGON MUTUAL INS CO	OR	187,723,543	70,494,572	6,935,962	111,790,136	64,040,945	39,401,691	60.4%	37.2%
OWNERS INS CO	OH	2,166,012,347	760,341,778	100,752,995	1,027,826,387	663,124,856	257,824,546	67.5%	26.2%
PACIFIC EMPLOYERS INS CO	PA	2,247,176,691	572,978,358	122,105,736	685,211,489	413,142,908	129,088,414	60.3%	18.8%
PACIFIC INDEMNITY CO	WI	5,465,092,945	1,608,061,565	374,572,007	1,604,772,608	885,542,842	447,828,858	55.1%	27.8%
PACIFIC PIONEER INS CO	CA	22,933,155	9,984,736	1,100,018	4,954,848	2,669,519	1,949,770	56.9%	41.6%
PACIFIC SPECIALTY INS CO	CA	244,141,408	126,141,050	30,977,033	116,589,389	37,314,229	46,899,166	31.1%	39.1%
PARTNERRE INS CO OF NEW YORK	NY	111,899,765	97,127,387	(62,582)	521,877	13,246,364	2,155,730	2555.2%	415.8%
PATHFINDER INS CO	CO	10,817,458	7,438,811	786,167	748,336	(226,992)	229,233	-30.3%	30.6%
PEACHTREE CASUALTY INS CO	FL	12,372,927	6,513,096	873,769	7,096,504	4,604,430	2,148,193	61.6%	28.7%
PEAK PROPERTY AND CASUALTY INS CORP	WI	34,944,968	11,852,394	1,425,885	0	0	(2,122,857)	0.0%	0.0%
PEERLESS INDEMNITY INS CO	IL	246,151,279	168,120,065	(99,010,646)	10,783,988	6,809,581	3,440,720	66.2%	33.5%
PEERLESS INS CO	NH	5,707,896,863	1,219,220,103	579,481,932	2,549,694,747	1,610,011,904	813,501,296	66.2%	33.5%
PENN MILLERS INS CO	PA	170,299,489	50,524,757	1,004,842	67,294,006	43,738,153	23,435,713	67.9%	36.4%
PENN-AMERICA INS CO	PA	358,382,379	180,971,990	19,595,850	80,578,770	48,710,483	21,374,503	60.1%	26.4%
PENNSYLVANIA MANUFACTURERS' ASSOCIATION INS CO	PA	630,776,801	196,719,870	1,878,269	215,583,020	154,347,361	62,507,388	71.9%	28.1%
PENNSYLVANIA MANUFACTURERS INDEMNITY CO	PA	197,518,376	65,690,378	1,354,390	71,861,007	51,449,117	20,835,796	71.9%	28.1%
PENNSYLVANIA NATIONAL MUTUAL CASUALTY INS CO	PA	993,209,891	398,940,203	13,277,486	309,152,370	206,746,092	103,815,387	66.7%	33.5%
PERMANENT GENERAL ASSURANCE CORP	TN	198,768,991	78,693,472	9,445,140	147,393,504	96,172,877	39,307,386	67.1%	27.4%
PETROLEUM CASUALTY CO	TX	18,048,450	10,862,884	1,095,442	2,559,279	1,668,739	1,421,237	65.2%	55.5%
PHARMACISTS MUTUAL INS CO	IA	183,415,907	64,425,222	8,300,394	88,986,192	55,364,928	23,232,390	63.7%	26.7%
PHILADELPHIA INDEMNITY INS CO	PA	2,674,048,760	890,210,566	251,286,458	1,198,809,637	428,425,431	334,793,219	39.6%	30.9%
PHOENIX INDEMNITY INS CO	AZ	109,220,378	38,147,390	(108,866)	77,268,222	32,050,223	21,027,101	61.5%	40.3%
PHOENIX INS CO (THE)	CT	3,510,131,710	1,150,496,794	254,391,408	866,646,440	498,045,549	247,036,076	58.4%	28.9%
PHYSICIANS INS A MUTUAL CO	WA	328,402,997	98,055,664	15,310,295	81,465,385	64,090,997	9,634,830	78.0%	11.7%

Summary of Financial Condition as of December 31, 2006
Property and Casualty Insurers

COMPANY NAME	STATE	ADMITTED ASSETS	CAPITAL & SURPLUS	NET INCOME	NET PREMIUMS WRITTEN	NET LOSSES & LAE	OTHER EXPENSES	NET LOSS & LAE RATIO	NET OTHER EXPENSE RATIO
PLATTE RIVER INS CO	NE	117,333,177	36,281,044	2,795,625	17,774,197	7,552,272	7,867,505	44.9%	46.8%
PMA CAPITAL INS CO	PA	430,647,217	121,566,065	(10,637,241)	1,900,302	(5,157,354)	13,811,714	-203.4%	544.7%
PMI INS CO.	AZ	513,563,890	91,411,662	59,698,063	110,124,883	49,392,252	12,389,554	43.7%	11.0%
PMI MORTGAGE INS CO	AZ	3,487,286,008	518,334,306	252,993,744	550,551,985	212,806,149	148,721,175	36.8%	25.7%
PODIATRY INS CO OF AMERICA, A MUTUAL CO	IL	231,845,803	72,616,881	8,611,045	78,845,304	55,172,107	13,260,416	74.7%	18.0%
PRAETORIAN INS CO	IL	1,739,204,024	398,715,209	51,622,638	511,509,448	290,531,490	77,916,204	61.0%	16.4%
PREFERRED PROFESSIONAL INS CO	NE	274,720,873	85,944,611	15,920,381	58,039,040	30,191,151	4,401,790	60.2%	8.8%
PRODUCERS AGRICULTURE INS CO	TX	54,457,802	23,322,447	829,000	53,588,921	34,140,076	4,921,209	83.9%	12.1%
PROFESSIONALS ADVOCATE INS CO	MD	95,031,228	35,092,660	6,365,350	8,902,843	1,024,468	714,816	13.1%	9.1%
PROGRESSIVE CASUALTY INS CO	OH	5,588,119,908	1,592,700,626	660,980,401	4,713,945,024	3,253,067,945	981,502,393	66.1%	20.0%
PROGRESSIVE CLASSIC INS CO	WI	402,730,524	86,557,558	38,417,188	266,827,077	184,135,922	55,556,739	66.1%	20.0%
PROGRESSIVE DIRECT INS CO	OH	2,708,050,979	900,159,796	250,979,303	2,626,626,024	1,749,896,463	518,555,796	68.1%	20.2%
PROGRESSIVE NORTHERN INS CO	WI	1,269,437,962	357,579,968	146,734,067	1,067,308,307	736,543,686	222,226,957	66.1%	20.0%
PROGRESSIVE NORTHWESTERN INS CO	OH	1,206,911,185	359,268,082	140,505,514	1,067,308,307	736,543,686	222,226,957	66.1%	20.0%
PROGRESSIVE PREFERRED INS CO	OH	617,790,363	171,520,707	71,348,900	533,654,153	368,271,843	111,113,478	66.1%	20.0%
PROGRESSIVE PREMIER INS CO OF ILLINOIS	OH	70,200,565	22,502,242	6,509,419	67,783,897	45,158,619	13,382,085	68.1%	20.2%
PROGRESSIVE SPECIALTY INS CO	OH	1,120,562,502	619,532,055	89,237,802	622,596,513	429,650,483	129,632,392	66.1%	20.0%
PROGRESSIVE WEST INS CO	OH	152,837,196	42,933,412	5,264,077	38,356,609	25,403,034	7,472,094	67.7%	19.9%
PROPERTY AND CASUALTY INS CO OF HARTFORD	IN	200,095,124	92,530,090	13,948,331	52,837,966	34,783,291	15,284,273	67.5%	28.6%
PROSELECT NATIONAL INS CO, INC.	AZ	11,183,117	11,170,084	260,099	0	0	59,427	0.0%	0.0%
PROTECTIVE INS CO	IN	595,991,207	342,690,968	20,937,698	117,441,665	79,713,132	25,937,942	67.7%	22.0%
PROVIDENCE WASHINGTON INS CO	RI	191,536,831	31,577,818	(2,851,420)	(668,210)	9,912,744	1,593,115	883.1%	141.9%
PUBLIC SERVICE MUTUAL INS CO	NY	680,073,415	250,811,936	22,459,345	164,050,076	101,167,282	55,395,606	61.3%	33.6%
PUTNAM REINS CO	NY	505,289,968	138,091,437	23,948,708	165,545,536	110,257,980	46,067,066	67.9%	28.4%
PXRE REINS CO	CT	295,917,606	137,974,355	8,474,256	14,203,046	8,820,358	8,730,053	60.3%	59.7%
QBE INS CORP	PA	478,982,515	137,394,147	5,679,025	141,771,290	60,463,090	45,542,390	56.4%	42.5%
QBE REINS CORP	PA	1,171,664,694	545,583,193	44,682,060	468,753,633	263,846,076	159,382,605	59.5%	35.9%
QUANTA INDEMNITY CO	CO	263,139,351	88,472,132	(12,023,157)	5,871,496	12,469,194	17,946,189	80.0%	115.2%
R&Q REINS CO	PA	348,776,358	28,320,928	(10,816,360)	280,555	(17,844,814)	1,640,927	-542.6%	498.6%
R.V.I. NATIONAL INS CO	CT	15,412,344	14,880,560	(266,070)	0	0	790,808	0.0%	0.0%
RADIAN ASSET ASSURANCE INC.	NY	2,258,169,748	1,001,255,724	52,133,451	257,727,837	81,942,276	105,118,220	50.2%	64.4%
RADIAN GUARANTY INC.	PA	3,963,742,984	496,050,969	384,678,068	671,824,014	261,930,062	207,866,117	39.2%	31.1%
RAMPART INS CO	NY	92,897,705	29,337,821	(6,758,374)	(3,877)	8,943,107	56,012	N/A	1380.3%
RED SHIELD INS CO	WA	42,299,886	22,064,329	1,098,767	8,835,878	4,081,635	4,095,856	47.5%	47.7%
REDLAND INS CO	NJ	149,539,054	38,063,100	8,345,431	58,340,947	31,220,905	(2,694,670)	71.4%	-6.2%
REDWOOD FIRE AND CASUALTY INS CO	NE	800,766,861	305,227,148	56,797,666	424,695,740	261,151,291	92,769,763	61.6%	21.9%
REGENT INS CO	WI	277,903,345	84,392,454	8,397,199	127,096,190	83,309,488	38,089,001	65.6%	30.0%
REINS CO OF AMERICA, INC.	IL	34,002,613	11,310,150	1,404,480	12,219,744	13,692,484	5,300,356	67.6%	26.2%

Summary of Financial Condition as of December 31, 2006

Property and Casualty Insurers

NAIC Data Current as of July 1, 2007

COMPANY NAME	STATE	ADMITTED ASSETS	CAPITAL & SURPLUS	NET INCOME	NET PREMIUMS WRITTEN	NET LOSSES & LAE	OTHER EXPENSES	NET LOSS & LAE RATIO	NET OTHER EXPENSE RATIO
REPUBLIC INDEMNITY CO OF AMERICA	CA	893,445,866	320,829,920	69,683,203	276,913,865	145,673,408	65,723,789	51.4%	23.2%
REPUBLIC INDEMNITY CO OF CALIFORNIA	CA	38,431,180	20,582,247	2,512,391	8,564,346	4,505,363	2,032,694	51.4%	23.2%
REPUBLIC INS CO	TX	81,923,996	16,484,701	(173,014)	0	0	54,601	0.0%	0.0%
REPUBLIC MORTGAGE INS CO	NC	1,588,450,346	115,698,896	163,113,347	341,298,421	150,411,594	73,482,765	45.4%	22.2%
REPUBLIC MORTGAGE INS CO OF FLORIDA	FL	41,353,691	12,280,523	2,882,376	5,870,725	2,586,527	848,929	45.4%	14.9%
REPUBLIC MORTGAGE INS CO OF NORTH CAROLINA	NC	525,255,752	103,266,373	60,704,764	106,846,436	36,223,618	18,873,127	33.8%	17.6%
REPUBLIC WESTERN INS CO	AZ	259,080,514	101,236,433	8,979,529	23,184,079	24,196,496	9,355,286	100.1%	38.7%
RESPONSE INS CO	DE	99,532,646	71,460,504	203,685	21,478,919	14,713,160	7,645,014	70.7%	36.8%
RESPONSE WORLDWIDE INS CO	CT	66,507,708	23,457,765	(840,699)	45,819,734	31,388,065	16,310,362	70.7%	36.8%
RIVERPORT INS CO	MIN	71,078,997	31,153,492	2,350,643	13,755,017	7,529,123	2,089,743	66.4%	18.4%
RLI INDEMNITY CO	IL	41,723,923	35,397,301	1,336,721	593,987	379,326	280,830	74.1%	54.9%
RLI INS CO	IL	1,366,310,095	746,905,415	75,710,500	229,424,355	104,746,105	100,130,312	45.9%	43.9%
ROCHE SURETY AND CASUALTY CO, INC.	FL	6,130,708	5,547,150	367,396	2,066,449	0	1,493,505	0.0%	73.9%
ROCKY MOUNTAIN FIRE & CASUALTY CO	WA	35,327,672	19,380,343	1,632,946	14,737,646	10,040,540	4,230,745	66.9%	28.2%
ROYAL INDEMNITY CO	DE	3,246,553,338	575,601,778	(176,392,243)	(5,006,087)	113,992,341	112,195,659	785.6%	773.2%
RSUI INDEMNITY CO	NH	2,257,889,695	920,638,960	159,381,318	632,329,598	315,131,226	139,897,256	50.1%	22.2%
RURAL COMMUNITY INS CO	MN	2,658,693,154	273,825,717	22,314,100	506,957,132	468,192,065	5,434,309	98.5%	1.1%
SAFECO INS CO OF AMERICA	WA	4,522,038,349	1,155,401,423	288,841,310	1,852,552,801	1,085,526,988	556,162,964	58.5%	30.0%
SAFECO INS CO OF ILLINOIS	IL	684,143,852	188,682,645	41,093,569	280,689,818	164,473,786	84,287,115	58.5%	30.0%
SAFECO INS CO OF INDIANA	IN	18,751,168	12,134,492	499,122	0	0	0	0.0%	0.0%
SAFECO NATIONAL INS CO	MO	252,767,361	92,788,220	16,727,890	112,275,927	65,789,513	33,706,846	58.5%	30.0%
SAFETY NATIONAL CASUALTY CORP	MO	1,522,910,476	416,026,252	42,338,329	311,027,677	230,256,733	74,022,570	76.5%	24.6%
SAGAMORE INS CO	IN	166,683,330	100,468,385	5,352,209	52,474,295	32,444,908	18,586,941	65.3%	37.4%
SAN FRANCISCO REINS CO	CA	102,043,941	74,101,620	(96,652)	0	3,878,912	4,245,744	0.0%	0.0%
SCOR REINS CO	NY	1,329,137,817	464,616,419	4,324,227	86,819,171	99,843,645	30,586,368	96.4%	29.5%
SCOTTSDALE INDEMNITY CO	OH	24,050,965	16,819,305	628,292	0	0	0	0.0%	0.0%
SEABOARD SURETY CO	NY	140,626,596	128,895,190	6,238,216	0	0	0	0.0%	0.0%
SEABRIGHT INS CO	IL	550,860,338	222,310,216	26,966,863	213,611,586	105,136,274	47,570,906	56.7%	25.6%
SEATON INS CO	RI	79,479,629	40,030,452	187,451	13,815	14,508,606	1,449,226	N/A	N/A
SECURITY INS CO OF HARTFORD	DE	1,172,728,866	191,799,867	(90,331,898)	(2,145,466)	48,853,867	48,083,860	785.6%	773.2%
SECURITY NATIONAL INS CO	TX	33,452,307	15,372,497	543,510	0	0	0	0.0%	0.0%
SELECT INS CO	TX	62,417,383	61,165,651	2,158,455	0	0	0	0.0%	0.0%
SELECT MARKETS INS CO	IL	15,406,319	10,412,334	404,672	769,826	670,978	318,004	66.0%	31.3%
SELECTIVE INS CO OF NEW YORK	NY	286,182,503	71,173,064	10,825,322	109,129,688	68,304,439	33,901,455	64.1%	31.8%
SENECA INS CO, INC.	NY	307,231,311	116,037,407	19,088,101	109,370,126	51,736,902	42,888,427	47.0%	39.0%
SENTINEL INS CO LTD.	CT	379,208,466	314,669,054	14,902,369	31,702,780	20,869,974	9,158,563	67.5%	29.6%
SENTRY CASUALTY CO	WI	51,428,928	51,352,937	1,413,388	0	0	0	0.0%	0.0%
SENTRY INS A MUTUAL CO	WI	5,280,674,959	2,793,777,148	153,982,306	1,042,316,400	805,102,118	307,165,622	72.7%	27.7%

Summary of Financial Condition as of December 31, 2006
Property and Casualty Insurers

COMPANY NAME	STATE	ADMITTED ASSETS	CAPITAL & SURPLUS	NET INCOME	NET PREMIUMS WRITTEN	NET LOSSES & LAE	OTHER EXPENSES	NET LOSS & LAE RATIO	NET OTHER EXPENSE RATIO
SENTRY SELECT INS CO	WI	631,343,106	194,646,282	23,330,078	197,673,345	146,382,207	55,848,295	72.7%	27.7%
SEQUOIA INS CO	CA	177,755,736	65,910,838	8,359,754	89,873,309	44,234,960	34,903,320	50.3%	39.7%
SERVICE INS CO	FL	23,152,361	10,019,241	(19,008)	8,723,848	3,508,606	5,783,966	43.1%	71.1%
SOMPO JAPAN INS CO OF AMERICA	NY	534,129,051	206,111,871	7,930,958	65,616,295	55,815,501	20,858,602	85.6%	32.0%
SOUTHERN GENERAL INS CO	GA	82,949,772	37,103,370	3,242,315	63,414,440	39,548,655	30,034,633	61.4%	46.6%
SOUTHERN INS CO	TX	8,519,478	7,895,062	284,350	0	0	0	0.0%	0.0%
ST. PAUL FIRE AND MARINE INS CO	MN	20,171,993,801	7,019,878,853	858,379,950	4,654,607,916	2,678,727,414	1,338,197,865	58.6%	29.3%
ST. PAUL GUARDIAN INS CO	MN	14,779,131	14,651,448	618,474	0	0	0	0.0%	0.0%
ST. PAUL MEDICAL LIABILITY INS CO	MN	190,380,929	53,696,479	10,512,913	50,095,170	28,788,760	14,279,542	58.4%	28.9%
ST. PAUL MERCURY INS CO	MN	25,568,452	26,012,157	993,940	0	0	0	0.0%	0.0%
ST. PAUL PROTECTIVE INS CO	IL	504,764,671	231,417,117	25,703,948	100,190,340	57,577,520	28,559,084	58.4%	28.9%
STANDARD FIRE INS CO (THE)	CT	3,599,560,790	1,276,218,231	206,336,638	839,979,016	482,691,540	239,420,320	58.4%	28.9%
STANDARD GUARANTY INS CO	DE	141,972,910	39,660,847	28,636,141	107,034,502	23,745,477	35,047,490	24.1%	35.6%
STAR INS CO	MI	468,216,067	165,107,354	9,517,161	148,669,295	89,842,555	50,621,916	62.3%	35.1%
STARNET INS CO	DE	157,047,893	102,615,520	4,623,802	12,595,607	5,780,686	2,711,953	54.4%	25.5%
STATE AUTOMOBILE MUTUAL INS CO	OH	1,941,501,162	1,328,922,975	49,448,613	277,146,275	154,921,429	93,231,511	56.6%	34.0%
STATE FARM FIRE & CASUALTY CO	IL	24,413,590,236	8,948,108,911	939,474,974	11,635,694,064	7,944,758,169	3,237,471,282	69.8%	28.5%
STATE FARM GENERAL INS CO	IL	4,192,497,656	1,850,711,324	463,514,468	1,832,522,283	793,814,220	487,640,216	44.1%	27.1%
STATE FARM MUTUAL AUTOMOBILE INS CO	IL	98,348,108,897	58,034,267,860	2,977,051,450	32,100,270,519	23,498,362,754	6,757,242,385	73.6%	21.2%
STATE NATIONAL INS CO, INC.	TX	176,295,019	92,583,758	8,616,537	65,228,702	35,680,992	39,658,775	44.2%	49.2%
STOCKBRIDGE INS CO	MIN	79,860,249	39,459,735	2,991,996	17,906	(74,277)	253,211	-878.6%	2995.2%
STONEBRIDGE CASUALTY INS CO	OH	292,597,667	101,826,981	2,718,256	164,898,325	94,491,462	69,435,666	65.2%	47.9%
STONEWALL INS CO	RI	106,071,350	56,557,040	3,864,660	0	(6,086,658)	1,613,504	0.0%	0.0%
STONINGTON INS CO	TX	355,546,154	93,787,183	17,809,343	130,539,330	83,167,783	48,392,448	58.6%	34.1%
STRATFORD INS CO	NH	173,871,607	51,742,278	3,291,775	25,678,799	17,415,360	8,232,417	66.7%	31.5%
SUA INS CO	IL	245,754,129	77,307,748	1,052,017	142,099,865	62,682,236	53,167,480	56.5%	47.9%
SUBLIMITY INS CO	OR	15,706,522	8,272,883	1,174,966	9,519,367	4,915,724	3,298,970	53.8%	36.1%
SUECIA INS CO	NY	60,825,120	26,002,703	1,535,759	926	196,287	158,103	N/A	N/A
SUN SURETY INS CO	SD	10,301,120	5,183,114	531,727	2,122,613	204,657	1,194,052	9.6%	56.3%
SURETY BONDING CO OF AMERICA	SD	8,686,189	6,899,407	1,065,477	325,625	259,026	(828,615)	39.1%	-125.0%
SWISS REINS AMERICA CORP	NY	11,369,549,606	3,014,759,396	479,824,867	1,614,795,914	1,610,906,304	493,135,399	93.3%	28.6%
T.H.E. INS CO	LA	167,968,883	50,047,285	6,124,870	49,903,589	29,483,136	18,643,889	59.0%	37.3%
TEACHERS INS CO	IL	302,137,693	109,735,552	38,310,897	201,890,680	119,394,287	49,396,108	59.4%	24.6%
TECHNOLOGY INS CO, INC.	NH	306,821,121	119,593,486	12,745,386	89,369,825	35,710,281	9,153,971	57.8%	14.8%
TIG INDEMNITY CO	CA	26,868,015	24,810,699	656,232	0	0	52,004	0.0%	0.0%
TIG INS CO	CA	2,191,152,602	683,376,180	9,430,975	8,941,930	91,087,965	20,650,305	429.6%	97.4%
TITAN INDEMNITY CO	TX	148,045,471	93,027,313	7,662,790	0	0	0	0.0%	0.0%
TNUS INS CO	NY	112,908,268	42,429,474	2,012,948	20,528,761	16,038,927	4,252,547	84.0%	22.3%

Summary of Financial Condition as of December 31, 2006

Property and Casualty Insurers

NAIC Data Current as of July 1, 2007

COMPANY NAME	STATE	ADMITTED ASSETS	CAPITAL & SURPLUS	NET INCOME	NET PREMIUMS WRITTEN	NET LOSSES & LAE	OTHER EXPENSES	NET LOSS & LAE RATIO	NET OTHER EXPENSE RATIO
TOKIO MARINE & NICHIDO FIRE INS CO., LTD.	NY	1,585,465,065	459,638,737	30,370,829	322,782,462	233,902,525	80,573,127	75.5%	26.0%
TOYOTA MOTOR INS CO	IA	166,791,693	49,912,782	3,885,757	57,684,803	19,553,027	16,902,490	48.0%	41.5%
TRADERS & GENERAL INS CO	TX	8,217,813	8,180,647	124,209	0	0	0	0.0%	0.0%
TRANS PACIFIC INS CO	NY	58,357,951	44,381,325	1,075,946	632,051	1,594,630	(1,192,122)	309.8%	-231.6%
TRANSATLANTIC REINS CO	NY	10,161,483,247	3,059,482,958	384,660,366	3,145,365,191	2,094,901,544	875,274,709	67.9%	28.4%
TRANSCONTINENTAL INS CO	NY	99,217,823	99,014,967	3,623,706	0	0	0	0.0%	0.0%
TRANSQUARD INS CO OF AMERICA, INC.	IL	220,822,444	74,510,558	5,174,333	60,735,943	43,392,697	14,748,964	73.0%	24.8%
TRANSPORT INS CO	OH	47,490,107	17,647,346	(1,663,397)	0	359,651	1,290,370	0.0%	0.0%
TRANSPORTATION INS CO	IL	88,273,001	87,955,073	2,986,640	0	0	0	0.0%	0.0%
TRAVCO INS CO	CT	191,082,282	63,718,409	9,774,727	46,755,492	26,869,509	13,327,572	58.4%	28.9%
TRAVELERS CASUALTY AND SURETY CO	CT	14,358,336,770	4,458,094,025	667,103,839	3,530,839,643	2,028,647,956	1,045,284,838	58.4%	30.1%
TRAVELERS CASUALTY AND SURETY CO OF AMERICA	CT	3,291,414,536	1,127,900,751	264,270,275	1,193,436,739	385,556,733	452,022,860	34.8%	40.8%
TRAVELERS CASUALTY CO OF CONNECTICUT	CT	305,129,610	82,086,319	21,980,412	81,822,111	47,021,641	23,323,252	58.4%	28.9%
TRAVELERS CASUALTY INS CO OF AMERICA	CT	1,750,762,269	447,836,672	111,005,235	472,564,437	271,573,969	134,703,679	58.4%	28.9%
TRAVELERS COMMERCIAL CASUALTY CO	CT	309,549,983	80,881,252	17,227,087	81,822,111	47,021,641	23,323,252	58.4%	28.9%
TRAVELERS COMMERCIAL INS CO	CT	303,657,361	80,442,096	16,477,018	81,822,111	47,021,641	23,323,252	58.4%	28.9%
TRAVELERS HOME AND MARINE INS CO, THE	CT	190,558,007	63,314,248	9,788,185	46,755,492	26,869,509	13,327,572	58.4%	28.9%
TRAVELERS INDEMNITY CO (THE)	CT	19,419,086,591	7,401,516,361	1,336,351,656	3,727,759,460	2,142,958,483	1,061,117,507	58.4%	28.9%
TRAVELERS INDEMNITY CO OF AMERICA (THE)	CT	494,404,429	131,477,942	29,077,342	133,587,120	76,770,027	38,078,779	58.4%	28.9%
TRAVELERS INDEMNITY CO OF CONNECTICUT (THE)	CT	949,212,297	304,453,261	59,195,642	237,117,138	136,266,797	67,589,832	58.4%	28.9%
TRAVELERS PROPERTY CASUALTY CO OF AMERICA	CT	256,735,805	89,682,927	14,750,190	61,784,043	35,506,138	17,611,435	58.4%	28.9%
TRAVELERS PROPERTY CASUALTY INS CO	CT	201,153,646	60,602,566	12,780,624	51,765,009	29,748,385	14,755,527	58.4%	28.9%
TRENWICK AMERICA REINS CORP	CT	221,839,597	40,499,603	(6,188,395)	782,277	11,157,200	1,292,469	1426.2%	165.2%
TRIAD GUARANTY INS CORP	IL	794,359,344	168,438,888	87,147,989	207,971,755	93,109,429	48,247,453	44.7%	23.2%
TRINITY UNIVERSAL INS CO	TX	3,334,835,592	1,184,251,875	161,907,600	1,775,813,308	1,180,659,188	568,797,754	65.4%	31.5%
TRINITY UNIVERSAL INS CO OF KANSAS, INC.	KS	22,891,879	10,413,541	471,565	0	0	0	0.0%	0.0%
TRITON INS CO	TX	715,673,522	446,748,427	93,488,306	172,060,172	53,033,169	46,815,745	30.4%	26.8%
TRUCK INS EXCHANGE	CA	1,641,531,367	471,158,636	68,235,348	898,647,410	592,323,301	255,637,113	67.1%	29.0%
TRUMBULL INS CO	CT	427,851,128	320,340,009	13,840,590	52,837,966	34,783,291	15,264,272	67.5%	28.6%
TWIN CITY FIRE INS CO	IN	615,891,197	293,692,573	30,874,773	158,513,896	104,349,871	45,792,818	67.5%	28.6%
U.S. SPECIALTY INS CO	TX	786,650,462	198,521,510	44,979,547	335,630,301	175,140,721	71,724,431	59.2%	24.3%
ULICO CASUALTY CO	DE	142,250,940	66,896,459	7,470,667	29,159,179	12,912,262	11,601,832	49.4%	44.4%
UNDERWRITER FOR THE PROFESSIONS INS CO	CO	236,198,579	90,120,732	4,940,859	14,596,838	5,150,906	1,567,587	139.9%	42.6%
UNIGARD INDEMNITY CO	WA	94,675,136	30,267,552	2,420,829	42,365,086	27,769,629	12,696,286	65.6%	30.0%
UNIGARD INS CO	WA	691,060,050	225,265,035	21,424,040	282,437,016	185,132,876	84,642,390	65.6%	30.0%
UNION INS CO	IA	78,526,953	26,357,560	1,077,020	0	0	0	0.0%	0.0%
UNIONE ITALIANA REINS CO OF AMERICA, INC.	NY	80,606,876	37,716,008	1,924,676	4,950	684,578	42,598	N/A	860.7%
UNITED FINANCIAL CASUALTY CO	OH	1,609,180,752	426,371,423	97,279,198	1,261,946,134	632,347,586	236,565,906	63.2%	23.6%

Summary of Financial Condition as of December 31, 2006
Property and Casualty Insurers

COMPANY NAME	STATE	ADMITTED ASSETS	CAPITAL & SURPLUS	NET INCOME	NET PREMIUMS WRITTEN	NET LOSSES & LAE	OTHER EXPENSES	NET LOSS & LAE RATIO	NET OTHER EXPENSE RATIO
UNITED FIRE & CASUALTY CO	IA	1,213,874,484	575,982,564	92,301,203	395,413,415	233,182,758	115,795,697	60.2%	29.9%
UNITED GUARANTY CREDIT INS CO	NC	20,443,177	17,760,982	1,222,950	1,014,131	29,842	347,134	3.1%	36.4%
UNITED GUARANTY MORTGAGE INDEMNITY CO	NC	163,962,029	12,616,459	15,802,267	45,267,541	14,646,941	12,946,277	33.7%	29.7%
UNITED GUARANTY RESIDENTIAL INS CO	NC	1,903,313,089	133,034,878	176,979,013	357,939,520	112,045,008	89,083,857	31.7%	25.2%
UNITED GUARANTY RESIDENTIAL INS CO OF NORTH CAROLINA	NC	371,198,568	65,846,251	67,776,852	192,739,502	165,351,397	16,720,946	90.9%	9.2%
UNITED HERITAGE PROPERTY & CASUALTY CO	ID	18,777,091	9,327,627	980,770	10,629,999	6,678,873	3,493,490	63.2%	33.1%
UNITED NATIONAL SPECIALTY INS CO	WI	84,018,883	56,693,712	3,506,651	6,626,641	3,204,395	1,905,446	51.2%	30.5%
UNITED SERVICES AUTOMOBILE ASSOCIATION	TX	16,868,906,203	11,692,907,724	1,051,017,632	5,045,113,937	3,437,140,305	724,800,509	69.4%	14.6%
UNITED STATES FIDELITY AND GUARANTY CO	MD	4,390,091,740	2,231,906,453	187,036,365	764,786,261	439,508,403	218,001,007	58.4%	28.9%
UNITED STATES FIRE INS CO	DE	3,328,674,930	973,905,416	162,187,861	782,877,377	455,497,408	215,195,957	63.0%	28.8%
UNITED STATES LIABILITY INS CO	PA	832,170,065	479,352,856	64,849,818	139,186,494	53,221,435	51,081,463	38.9%	37.4%
UNITED WISCONSIN INS CO	WI	260,455,288	62,743,035	3,866,895	50,209,616	44,809,973	8,659,879	73.7%	14.2%
UNITRIN AUTO AND HOME INS CO	NY	156,000,117	25,688,480	4,050,726	37,488,012	23,465,112	11,108,114	66.8%	31.6%
UNITRIN PREFERRED INS CO	NY	50,324,192	14,436,345	3,252,950	10,604,346	5,463,803	3,525,623	46.5%	30.0%
UNIVERSAL CASUALTY CO	IL	89,586,423	31,951,797	1,258,199	43,055,873	23,330,646	19,039,443	58.4%	47.7%
UNIVERSAL FIRE & CASUALTY INS CO	IN	6,913,254	5,565,021	226,867	1,840,667	0	1,674,518	0.0%	91.0%
UNIVERSAL SURETY CO	NE	138,289,498	96,926,977	4,709,536	2,631,876	343,460	2,099,707	12.8%	78.3%
UNIVERSAL SURETY OF AMERICA	TX	23,403,361	11,682,807	1,321,867	3,978,752	(383,766)	3,138,750	-10.7%	87.5%
UNIVERSAL UNDERWRITERS INS CO	KS	681,557,264	531,595,873	25,693,328	0	0	17,571	0.0%	0.0%
UNIVERSAL UNDERWRITERS OF TEXAS INS CO	TX	109,329,717	15,005,896	815,675	0	0	10	0.0%	0.0%
USAA CASUALTY INS CO	TX	5,724,190,749	2,495,658,189	448,416,785	3,342,407,602	2,242,095,752	478,265,146	67.9%	14.5%
USAA GENERAL INDEMNITY CO	TX	343,470,773	163,112,960	5,474,479	156,345,817	127,994,876	21,494,340	82.9%	13.9%
UTAH MEDICAL INS ASSOCIATION	UT	197,574,094	47,184,521	4,330,622	53,733,886	48,808,422	4,821,173	92.6%	9.1%
UTICA MUTUAL INS CO	NY	2,141,896,215	691,989,715	79,009,949	552,366,197	320,003,577	207,398,530	57.4%	37.2%
VALIANT INS CO	IA	21,890,636	16,456,147	684,382	0	0	0	0.0%	0.0%
VALLEY FORGE INS CO	PA	55,922,000	55,907,789	3,224,665	0	0	0	0.0%	0.0%
VALLEY INS CO	CA	31,546,135	17,396,325	3,427,252	2,193,687	1,172,535	898,899	46.8%	35.9%
VANLINER INS CO	MO	439,095,092	112,738,562	9,013,960	153,090,627	132,689,130	27,109,974	86.1%	17.6%
VEREX ASSURANCE, INC.	WI	26,101,445	9,621,404	1,320,111	154,461	(233,505)	33,546	-124.2%	17.8%
VICTORIA FIRE & CASUALTY CO	OH	142,478,504	45,023,194	1,781,522	46,904,891	27,831,214	19,111,462	64.7%	44.4%
VIGILANT INS CO	NY	382,130,596	138,357,551	14,074,924	42,314,042	26,148,788	12,206,409	55.3%	25.8%
VIKING INS CO OF WISCONSIN	WI	347,080,404	131,159,545	(8,315,070)	143,723,670	73,191,106	27,924,147	72.7%	27.7%
VIRGINIA SURETY CO, INC.	IL	1,162,968,176	255,727,624	145,373,161	662,274,194	537,083,548	128,252,706	84.2%	20.1%
VOYAGER PROPERTY AND CASUALTY INS CO	SC	79,323,816	28,050,882	945,767	44,824,356	9,383,606	37,338,572	20.5%	81.7%
WARNER INS CO	CT	31,616,305	22,181,310	(124,522)	8,591,202	5,885,253	3,058,005	70.7%	36.8%
WASHINGTON CASUALTY CO	WA	35,568,166	11,953,139	(1,887,415)	5,613,308	7,279,089	1,071,610	141.4%	20.8%
WASHINGTON INTERNATIONAL INS CO	AZ	117,503,062	49,461,939	7,255,620	8,204,498	(1,730)	2,086,839	0.0%	25.9%
WAUSAU BUSINESS INS CO	WI	165,353,821	47,280,061	2,990,116	47,456,524	34,736,367	12,182,531	76.4%	26.8%

Summary of Financial Condition as of December 31, 2006
Property and Casualty Insurers

COMPANY NAME	STATE	ADMITTED ASSETS	CAPITAL & SURPLUS	NET INCOME	NET PREMIUMS WRITTEN	NET LOSSES & LAE	OTHER EXPENSES	NET LOSS & LAE RATIO	NET OTHER EXPENSE RATIO
WAUSAU UNDERWRITERS INS CO	WI	215,128,601	86,027,370	6,224,526	47,456,524	34,736,367	12,182,531	76.4%	26.8%
WESCO INS CO	DE	38,534,489	25,981,281	5,897,697	7,930,098	951,338	(2,264,597)	40.2%	-95.8%
WEST AMERICAN INS CO	IN	264,562,056	216,022,073	1,432,016	0	0	1,409	0.0%	0.0%
WESTCHESTER FIRE INS CO	NY	2,297,673,069	657,777,563	91,908,970	607,160,738	493,811,035	93,299,696	76.8%	14.5%
WESTERN AGRICULTURAL INS CO	IA	143,083,123	52,190,993	7,338,844	57,044,079	37,897,598	18,200,743	62.9%	30.2%
WESTERN COMMUNITY INS CO	ID	31,510,119	18,838,119	1,296,296	164,425	125,839	(819,955)	75.7%	-493.0%
WESTERN DIVERSIFIED CASUALTY INS CO	NE	10,679,495	10,614,612	220,738	0	0	232,441	0.0%	0.0%
WESTERN GENERAL INS CO	CA	80,495,745	28,962,322	1,680,798	71,678,350	40,546,403	31,789,611	56.3%	44.1%
WESTERN INS CO	NV	27,470,946	16,011,002	2,340,006	7,617,319	1,843,282	2,358,675	29.4%	37.6%
WESTERN NATIONAL ASSURANCE CO	MIN	36,500,710	12,737,104	-1,515,663	21,260,305	9,628,562	7,212,105	64.4%	48.3%
WESTERN PROFESSIONAL INS CO	WA	12,331,942	11,454,223	438,991	0	-186,009	33,245	0.0%	0.0%
WESTERN PROTECTORS INS CO	OR	16,445,001	6,597,325	-1,123,226	3,546,962	3,453,616	1,150,600	123.7%	41.2%
WESTERN SURETY CO	SD	959,642,190	349,015,172	87,736,304	405,324,227	95,078,967	204,543,969	24.4%	52.5%
WESTERN UNITED INS CO	CA	97,466,927	61,783,458	8,670,717	26,334,256	17,009,659	7,352,302	65.5%	28.3%
WESTFIELD INS CO	OH	2,074,939,328	683,130,832	69,763,371	967,099,103	582,862,673	332,903,892	60.9%	34.8%
WESTPORT INS CORP	MO	1,002,226,296	283,780,553	15,683,953	67,127,868	44,229,060	56,255,536	48.7%	62.0%
WILLIAMSBURG NATIONAL INS CO	CA	81,810,289	18,978,944	1,968,507	29,943,992	18,095,497	10,276,406	62.3%	35.4%
WILSHIRE INS CO	NC	188,119,768	87,234,798	5,512,429	61,581,083	42,487,464	17,281,813	69.2%	28.2%
WORK FIRST CASUALTY CO	DE	14,378,333	10,164,136	-99,064	5,064,958	3,466,816	1,697,904	72.6%	35.5%
WORKERS COMPENSATION EXCHANGE	ID	10,176,563	246,477	66,883	4,611,773	4,759,890	231,854	103.2%	5.0%
WORKMEN'S AUTO INS CO	CA	60,682,955	21,645,134	593,174	53,236,164	37,018,894	17,709,353	69.2%	33.1%
XL CAPITAL ASSURANCE INC.	NY	429,072,978	207,012,758	64,395	42,799,294	1,339,395	26,156,935	8.7%	169.3%
XL INS AMERICA, INC.	DE	542,656,747	202,727,564	23,174,927	84,498,338	57,717,354	10,730,726	69.3%	12.9%
XL REINS AMERICA INC.	NY	4,939,769,901	2,133,605,959	172,487,214	549,239,196	375,162,800	70,312,761	69.3%	13.0%
XL SPECIALTY INS CO	DE	432,856,446	161,598,605	11,829,082	50,699,003	34,630,412	6,438,436	69.3%	12.9%
YORK INS CO	RI	25,367,298	3,113,874	-518,490	-94,335	1,399,447	224,910	883.1%	141.9%
YOSEMITE INS CO	IN	514,049,658	423,066,276	37,652,709	52,562,690	15,673,265	12,215,505	29.0%	22.6%
ZALE INDEMNITY CO	TX	13,939,132	9,735,531	1,194,154	3,900,162	958,117	1,296,427	27.7%	37.5%
ZENITH INS CO	CA	2,377,070,395	559,503,808	272,433,288	871,950,971	316,328,884	290,062,609	34.2%	31.3%
ZURICH AMERICAN INS CO	NY	31,513,418,125	6,036,795,772	321,615,152	5,434,043,368	4,460,266,790	1,095,393,075	82.3%	20.2%
ZURICH AMERICAN INS CO OF ILLINOIS	IL	69,909,303	59,141,691	2,742,697	0	0	0	0.0%	0.0%

Summary of Financial Condition as of December 31, 2006
Managed Care Organizations

COMPANY NAME	STATE	INCORPORATED DATE	LICENSED DATE	TOTAL ASSETS	LIABILITIES	CAPITAL & SURPLUS	NET INCOME	DIRECT PREMIUMS WRITTEN IN IDAHO
ADVANTAGE DENTAL PLAN, INC.	OR	10/13/1994	07/17/2003	3,772,946	1,338,812	2,434,134	23,558	236,287
ALTIUS HEALTH PLANS, INC.	UT	07/01/1987	12/16/2004	76,666,850	38,030,576	38,636,274	14,007,633	219,8025
PACIFCSOURCE HEALTH PLANS	OR	03/31/1933	05/19/2006	182,479,916	58,966,501	123,513,415	25,685,670	0
SELECTHEALTH, INC	UT	12/27/1983	07/27/1995	289,356,993	107,733,505	181,623,488	48,926,430	1,166,648
WILLAMETTE DENTAL OF IDAHO, INC.	ID	07/22/1998	09/11/1998	8,546,137	645,877	7,900,260	247,500	5,637,936

Hospital and Professional Service Corporations

COMPANY NAME	STATE	INCORPORATED DATE	LICENSED DATE	TOTAL ASSETS	LIABILITIES	CAPITAL & SURPLUS	NET INCOME	DIRECT PREMIUMS WRITTEN IN IDAHO
DELTA DENTAL PLAN OF IDAHO, INC.	ID	06/21/1971	02/21/1973	23,946,017	10,297,384	13,648,633	1,679,563	35,569,361
VISION SERVICE PLAN OF IDAHO, INC.	ID	01/26/1968	04/01/1968	7,123,472	755,426	6,368,046	2,364,451	7,714,180

Hospital Trusts

None

Summary of Financial Condition as of December 31, 2006 Fraternal Benefit Societies

COMPANY NAME	STATE	INCORPORATED DATE	LICENSED DATE	TOTAL ASSETS	LIABILITIES	SURPLUS	NET INCOME	TOTAL PAYMENTS RCVD FROM IDAHO MEMBERS
CROATIAN FRATERNAL UNION OF AMERICA	PA	5/31/1897	08/13/1931	299,049,999	282,577,068	16,472,931	3,699,014	1,447
INDEPENDENT ORDER OF FORESTERS (THE)	CN	10/1/1877	07/14/1950	2,826,257,659	2,476,523,370	349,734,289	(88,888,254)	6,210,164
KNIGHTS OF COLUMBUS	CT	3/29/1882	01/01/1904	12,986,336,963	11,303,519,233	1,682,817,730	97,177,682	1,401,148
LUSO-AMERICAN LIFE INSURANCE SOCIETY	CA	07/01/1957	03/22/1991	63,102,867	54,377,424	8,725,443	53,596	18,037
MENNONITE MUTUAL AID ASSOCIATION	IN	12/15/1964	10/19/1982	330,239,627	244,554,465	85,685,162	7,412,574	100,309
MODERN WOODMEN OF AMERICA	IL	5/5/1884	05/29/1901	7,928,882,268	6,865,536,907	1,063,345,361	99,189,486	4,374,941
OMAHA WOODMEN LIFE INSURANCE SOCIETY	NE	1/1/1891	12/06/1926	7,465,154,497	6,589,628,046	875,526,451	76,816,425	76,907
ORDER OF UNITED COMMERCIAL TRAVELERS OF AMERICA (THE)	OH	10/4/1890	01/01/1906	15,069,883	12,478,533	2,591,350	18,055	132,268
ROYAL NEIGHBORS OF AMERICA	IL	3/21/1895	06/24/1901	647,990,165	436,842,360	211,147,805	23,774,308	159,365
SONS OF NORWAY	MN	10/28/1898	05/26/1941	245,721,659	235,671,035	10,050,624	778,187	47,094
THRIVENT FINANCIAL FOR LUTHERANS	WI	11/24/1902	12/01/1926	52,538,896,550	48,422,047,119	4,116,849,431	523,803,671	13,866,898
WOMAN'S LIFE INSURANCE SOCIETY	MI	4/6/1897	07/01/1901	183,100,768	151,529,400	31,571,368	760,648	2,723
WOODMEN OF THE WORLD	CO	1/20/1891	05/29/1901	57,612,251	50,547,000	7,065,251	192,235	182,932

Summary of Financial Condition as of December 31, 2006

County Mutual Fire Companies

COMPANY NAME	STATE	ORGANIZED DATE	ADMITTED TO IDAHO	TOTAL ASSETS	LIABILITIES	SURPLUS	INCOME OVER DISBURSEMENTS	ASSESSMENTS AND FEES
NEZ PERCE FARMERS COUNTY MUTUAL FIRE INS CO	ID	01/01/1904	01/07/1905	708,974	49,401	659,573	10,789	143,433

Title Companies

COMPANY NAME	STATE	INCORPORATED DATE	ADMITTED TO IDAHO	TOTAL ASSETS	LIABILITIES	CAPITAL PAID UP	SURPLUS	NET INCOME	DIRECT WRITTEN IN IDAHO
AMERICAN GUARANTY TITLE INS CO	OK	07/02/1979	07/18/2005	12,893,157	2,680,904	2,000,000	8,212,253	416,872	0
ATLANTIC TITLE INS CO	SC	06/18/1974	05/19/2005	15,084,853	4,596,832	1,500,000	8,988,021	(745,114)	0
CENSTAR TITLE INS CO	TX	08/28/1928	03/29/2005	26,435,586	2,898,000	6,000,000	17,537,586	3,044,957	0
CHICAGO TITLE INS CO	MO	08/31/1961	05/13/1966	1,678,679,969	1,249,212,602	2,000,000	427,467,367	234,090,778	18,211,705
COMMONWEALTH LAND TITLE INS CO	PA	04/01/1944	10/25/1972	779,883,887	466,110,078	1,649,306	312,124,503	176,396,089	16,393,653
FIDELITY NATIONAL TITLE INS CO	CA	10/06/1981	11/29/1982	901,185,805	627,196,193	35,826,800	238,162,812	98,307,375	7,244,019
FIRST AMERICAN TITLE INS CO	CA	09/24/1968	10/28/1969	2,092,698,004	1,338,986,373	200,000,000	553,711,631	187,666,322	42,530,189
INVESTORS TITLE INS CO	NC	01/28/1972	03/03/1997	109,083,311	54,432,256	2,000,000	52,651,055	7,188,260	0
LAWYERS TITLE INS CORPORATION	VA	04/09/1925	01/13/1954	695,922,438	477,921,207	5,311,685	212,689,546	55,949,259	5,164,505
OLD REPUBLIC NATIONAL TITLE INS CO	MN	08/20/1907	12/08/1983	498,358,717	379,164,834	1,526,434	117,667,449	24,226,621	13,409,590
PACIFIC NORTHWEST TITLE INS CO, INC.	WA	12/01/1926	06/24/1998	28,902,462	16,863,716	4,901,000	7,137,746	2,933,135	83,087
SECURITY UNION TITLE INS CO	CA	03/05/1962	12/06/1974	107,157,480	40,354,212	30,250,000	36,553,268	9,714,694	0
STEWART TITLE GUARANTY CO	TX	01/01/1908	04/16/1980	1,039,874,920	531,366,222	8,500,000	500,008,698	36,905,239	16,128,730
TICOR TITLE INS CO	CA	11/18/1965	4/26/1968	258,183,631	205,285,113	30,000,000	22,898,518	43,559,784	4,655,889
TICOR TITLE INS CO OF FLORIDA	FL	2/4/1980	9/16/1999	119,638,355	89,780,366	2,000,000	27,857,989	2,791,725	0
TRANSNATION TITLE INS CO	AZ	9/16/1992	11/7/1995	175,500,578	112,664,160	10,000,000	52,836,418	(7,008,112)	16,346,310
UNITED GENERAL TITLE INS CO	CO	9/2/1983	8/10/1992	90,533,195	66,605,340	2,010,000	21,917,855	(10,366,026)	2,907,231

Idaho Business
Life and Health Insurers - Active 12/31/06

COMPANY NAME	INCORPORATION DATE	LICENSED DATE	LINES OF BUSINESS	DIRECT IDAHO PREMIUMS	DIRECT IDAHO CLAIMS & BENEFITS
5 STAR LIFE INS CO	5/24/1943	12/1/1987	01, 02	193,567	125,488
AAA LIFE INS CO	6/5/1969	8/26/1970	01, 02	467,432	243,147
ACACIA LIFE INS CO	3/3/1969	1/24/1996	01	242,719	215,440
ACE LIFE INS CO	7/9/1965	5/4/1966	01, 02	0	0
ADMIRAL LIFE INS CO OF AMERICA	6/2/1958	9/15/1980	01, 02	0	0
ADVANTA LIFE INS CO	2/28/1972	1/21/1998	01, 02	0	0
AETNA HEALTH AND LIFE INS CO	8/19/1971	8/14/1981	01, 02	0	0
AETNA LIFE INS CO	5/1/1853	5/18/1897	01, 02, 21, 99	8,819,851	9,378,217
AF&L INS CO	8/19/1987	3/4/1996	02	13,439	11,510
AGL LIFE ASSURANCE CO	1/29/1960	4/30/1996	01, 02, 21	3,107	0
AIG ANNUITY INS CO	7/9/1944	5/2/1980	01, 02, 21	12,790,177	10,852,267
AIG LIFE INS CO	6/18/1962	11/23/1977	01, 02, 21	1,711,099	2,434,948
AIG SUNAMERICA LIFE ASSURANCE CO	4/12/1965	6/28/1966	01, 02, 21	20,936,427	17,932,596
ALL SAVERS INS CO	2/12/1986	7/31/1996	01, 02	0	0
ALLIANZ LIFE INS CO OF NORTH AMERICA	8/10/1979	10/2/1980	01, 02, 21	49,092,541	26,413,424
ALLSTATE ASSURANCE CO	6/28/1967	12/19/1967	01, 21	0	2,788
ALLSTATE LIFE INS CO	3/6/1957	10/23/1957	01, 02, 21	33,284,884	25,451,466
ALTA HEALTH & LIFE INS CO	5/2/1963	6/24/1975	01, 02, 21	233,008	182,759
AMERICAN BANKERS LIFE ASSURANCE CO OF FLORIDA	2/6/1952	8/12/1952	01, 02, 99	2,138,793	940,800
AMERICAN CAPITOL INS CO	4/28/1954	7/26/1967	01, 02	8,769	4,439
AMERICAN COMMUNITY MUTUAL INS CO	7/26/1947	5/3/2006	01, 02	2,224	471
AMERICAN EQUITY INVESTMENT LIFE INS CO	12/19/1980	1/22/1982	01, 21	18,581,619	6,330,229
AMERICAN FAMILY LIFE ASSURANCE CO OF COLUMBUS	11/17/1955	5/20/1970	01, 02, 99	25,196,923	11,683,755
AMERICAN FAMILY LIFE INS CO	11/21/1957	3/28/2001	01, 02, 21	1,030,114	136,240
AMERICAN FARMERS & RANCHERS LIFE INS CO	12/30/1999	9/16/2005	01	1,032	0
AMERICAN FIDELITY ASSURANCE CO	11/30/1960	11/15/1968	01, 02, 21	4,304,412	2,496,189
AMERICAN FIDELITY LIFE INS CO	8/15/1956	10/21/1965	01	52,755	15,987
AMERICAN GENERAL ASSURANCE CO	11/21/1929	12/30/1966	01, 02, 99	1,012,362	796,890
AMERICAN GENERAL LIFE AND ACCIDENT INS CO	2/28/1900	11/28/2000	01, 02	55,390	152,086
AMERICAN GENERAL LIFE INS CO	1/10/1917	6/21/1961	01, 02, 21	8,471,152	4,216,512
AMERICAN HEALTH AND LIFE INS CO	6/16/1954	9/13/1954	01, 02, 99	615,291	216,350
AMERICAN HERITAGE LIFE INS CO	9/11/1956	6/18/1962	01, 02, 99	480,916	385,802
AMERICAN HOME LIFE INS CO (THE)	5/3/1909	11/30/1970	01	38,544	134,748
AMERICAN INCOME LIFE INS CO	7/16/1954	8/9/1967	01, 02	2,153,520	567,654
AMERICAN INTERNATIONAL LIFE ASSURANCE CO OF NEW YORK	3/19/1962	9/1/1964	01, 02, 21	4,028	805,545
AMERICAN INVESTORS LIFE INS CO, INC.	3/16/1965	7/13/1982	01, 02	4,958,454	4,254,051
AMERICAN MATURITY LIFE INS CO	10/24/1972	6/3/1983	01, 02, 21	0	69,952
AMERICAN MEDICAL-SECURITY LIFE INS CO	2/23/1966	4/16/1991	01, 02	0	0
AMERICAN MEMORIAL LIFE INS CO	3/18/1959	6/28/1968	01, 02	501,902	642,788
AMERICAN MODERN LIFE INS CO	12/12/1956	12/14/1978	01, 02, 99	1,370,242	225,523

Idaho Business
Life and Health Insurers - Active 12/31/06

COMPANY NAME	INCORPORATION DATE	LICENSED DATE	LINES OF BUSINESS	DIRECT IDAHO PREMIUMS	DIRECT IDAHO CLAIMS & BENEFITS
AMERICAN NATIONAL INS CO	3/19/1905	4/23/1934	01, 02, 21	3,729,058	2,802,754
AMERICAN NATIONAL LIFE INS CO OF TEXAS	12/2/1954	4/1/1973	01, 02	104,297	46,845
AMERICAN NETWORK INS CO	2/27/1961	9/15/1987	02	1,492	0
AMERICAN PHOENIX LIFE AND REASSURANCE CO	6/24/1991	4/3/1997	01, 02	0	0
AMERICAN PIONEER LIFE INS CO	7/5/1961	7/13/1987	01, 02	152,006	140,343
AMERICAN PUBLIC LIFE INS CO	11/28/1945	10/24/2005	01, 02	18,233	3,150
AMERICAN REPUBLIC INS CO	4/4/1929	8/12/1952	01, 02, 21	1,439,371	1,224,297
AMERICAN SKANDIA LIFE ASSURANCE CORP	5/21/1969	4/5/1977	01, 02, 21	75,369,800	29,794,083
AMERICAN SPECIALTY HEALTH INS CO	12/27/1972	11/1/1989	01, 02	0	0
AMERICAN UNDERWRITERS LIFE INS CO	9/21/1977	3/5/1987	01, 02, 99	816,518	4,026,785
AMERICAN UNITED LIFE INS CO	11/7/1877	7/8/1949	01, 02, 21	1,253,108	546,356
AMERICAN-AMICABLE LIFE INS CO OF TEXAS	9/22/1981	7/7/1987	01, 02	197,717	299,202
AMERICO FINANCIAL LIFE AND ANNUITY INS CO	7/1/1946	2/1/1957	01, 02	1,118,634	1,186,574
AMERICOM LIFE & ANNUITY INS CO	6/14/1985	11/2/1995	01, 02	721,330	1,230,087
AMERITAS LIFE INS CORP.	4/6/1887	11/13/1952	01, 02, 21	2,174,548	1,056,267
AMERITAS VARIABLE LIFE INS CO	6/22/1983	12/17/1987	01, 02	1,596,800	2,886,297
AMERUS LIFE INS CO	2/15/1896	4/2/1914	01, 02	8,159,938	2,542,976
AMICA LIFE INS CO	6/13/1968	3/1/1989	01	111,922	74,844
ANNUITY & LIFE REASSURANCE AMERICA, INC.	11/22/1963	12/29/1980	01, 02	30,947	15,000
ANNUITY INVESTORS LIFE INS CO	11/13/1981	1/20/1984	01, 02, 21	2,083,211	350,255
ANTHEM LIFE INS CO	6/10/1953	10/18/1982	01, 02	434	5,055
ASSURTY LIFE INS CO	3/24/1964	11/24/1969	01, 02, 99	311,652	461,197
AURORA NATIONAL LIFE ASSURANCE CO	4/27/1961	6/23/1963	01, 02	273,895	1,233,065
AUTO-OWNERS LIFE INS CO	9/28/1965	9/6/2005	01, 02	3,190	0
AVIVA LIFE INS CO	5/7/1958	2/11/1960	01, 02	3,017,585	1,640,926
AXA CORPORATE SOLUTIONS LIFE REINS CO	5/20/1981	12/16/1981	01	0	0
AXA EQUITABLE LIFE INS CO	7/26/1859	5/15/1896	01, 02, 21	46,326,906	21,897,768
AXA LIFE AND ANNUITY CO	1/18/1984	11/26/1985	01, 02, 21	34,091	126,104
BALBOA LIFE INS CO	8/6/1968	11/24/1972	01, 02, 99	154,223	69,016
BALTIMORE LIFE INS CO (THE)	3/27/1882	8/23/1991	01, 02	241,605	132,791
BANKERS FIDELITY LIFE INS CO	6/13/1955	5/2/1997	01, 02	884,616	616,000
BANKERS LIFE AND CASUALTY CO	4/6/1880	8/20/1952	01, 02	25,995,204	14,897,951
BANKERS LIFE INS CO	4/11/1973	2/27/1996	01, 02	13,465	16,128
BANKERS RESERVE LIFE INS CO OF WISCONSIN	1/5/1961	4/25/2006	01, 02	0	0
BANNER LIFE INS CO	9/21/1981	5/27/1982	01, 02, 21	1,656,153	416,858
BCS LIFE INS CO	9/22/1949	12/19/1952	01, 02	1,387	0
BENEFICIAL LIFE INS CO	5/10/1905	6/7/1905	01, 02	53,083,838	51,227,926
BENICORP INS CO	12/29/1980	12/24/1981	01, 02	0	0
BERKSHIRE HATHAWAY LIFE INS CO OF NEBRASKA	5/14/1993	1/26/1999	01	0	29,856
BERKSHIRE LIFE INS CO OF AMERICA	1/2/1968	8/25/1976	01, 02, 99	453,124	28,917

Idaho Business
Life and Health Insurers - Active 12/31/06

COMPANY NAME	INCORPORATION DATE	LICENSED DATE	LINES OF BUSINESS	DIRECT IDAHO PREMIUMS	DIRECT IDAHO CLAIMS & BENEFITS
BEST LIFE AND HEALTH INS CO	11/28/1962	7/20/1981	01, 02	566,394	355,653
BLUE CROSS OF IDAHO HEALTH SERVICE, INC.	12/31/1977	12/31/1977	23	884,106,977	737,686,827
BOSTON MUTUAL LIFE INS CO	8/18/1891	10/2/1980	01, 02	242,854	48,820
BROKERS NATIONAL LIFE ASSURANCE CO	7/8/1964	10/4/1976	01, 02	2,222,843	1,502,268
C.M. LIFE INS CO	5/19/1981	3/31/1982	01, 02, 21	1,806,803	3,082,763
CANADA LIFE ASSURANCE CO (THE)	4/25/1849	12/9/1955	01, 02	127,086	594,214
CANADA LIFE INS CO OF AMERICA	4/12/1988	11/15/1989	01, 02, 21	0	35,991
CAPITOL LIFE INS CO (THE)	7/1/1905	6/13/1913	01, 02, 21	0	152
CARDIF LIFE INS CO	6/1/1964	8/31/2004	01, 02	0	0
CELTIC INS CO	5/3/1949	7/10/1957	01, 02	79,922	66,755
CENTRAL BENEFITS NATIONAL LIFE INS CO	5/14/1956	7/31/1996	01, 02	0	0
CENTRAL SECURITY LIFE INS CO	2/21/1955	11/8/1983	01, 02	3,526	7,457
CENTRAL STATES HEALTH AND LIFE CO. OF OMAHA	6/2/1932	4/1/1951	01, 02, 99	184,394	209,580
CENTRAL UNITED LIFE INS CO	9/4/1962	9/7/1966	01, 02	253,718	416,061
CENTRE LIFE INS CO	10/6/1926	8/16/1977	01, 02	45,931	0
CENTURION LIFE INS CO	5/10/1956	8/25/1978	01, 02	119,910	114,701
CHARTER NATIONAL LIFE INS CO	12/7/1955	8/16/1962	01, 02, 21	0	415,811
CHASE INS LIFE AND ANNUITY CO	12/12/1967	12/17/1971	01, 02	1,420,506	652,025
CHASE INS LIFE CO	7/14/1960	6/12/1963	01, 02	905,001	600,000
CHASE LIFE & ANNUITY CO	6/30/1925	7/28/1970	01, 02	524	26,999
CHESAPEAKE LIFE INS CO (THE)	4/20/1956	12/29/1967	01, 02	95,465	219,034
CHRISTIAN FIDELITY LIFE INS CO	4/25/1935	8/1/1988	01, 02	10,314	16,784
CHURCH LIFE INS CORP	6/24/1922	2/8/2005	01, 02	112,710	100,244
CICA LIFE INS CO OF AMERICA	2/14/1968	8/1/1997	01, 02	88,865	193,415
CINCINNATI LIFE INS CO (THE)	7/2/1987	9/14/1988	01, 02	348,311	197,178
CM ASSURANCE CO	7/23/1986	12/2/1991	01	N/A	
COLONIAL LIFE & ACCIDENT INS CO	4/13/1939	2/21/1963	01, 02	2,420,910	1,527,216
COLONIAL PENN LIFE INS CO	12/3/1957	10/19/1967	01, 02, 21	396,362	336,828
COLORADO BANKERS LIFE INS CO	5/28/1974	10/28/1983	01, 02	17,049	2,001
COLUMBIA UNIVERSAL LIFE INS CO	6/11/1954	3/1/1983	01, 02	140,623	258,944
COLUMBIAN LIFE INS CO	3/18/1988	9/3/1999	01, 02	145,224	55,783
COLUMBIAN MUTUAL LIFE INS CO	11/1/1882	10/3/1990	01, 02	1,366	6,011
COLUMBUS LIFE INS CO	9/8/1986	9/12/1995	01, 02, 21	384,795	48,251
COMBINED INS CO OF AMERICA	10/2/1919	3/1/1948	01, 02, 99	7,896,921	3,313,814
COMMERCIAL TRAVELERS MUTUAL INS CO	3/20/1883	8/13/1981	02	3,688	3,421
COMMONWEALTH ANNUITY AND LIFE INS CO	7/26/1974	1/1/1975	01, 02, 21	172,712	7,129,796
COMPANION LIFE INS CO	6/21/1970	9/16/1981	01, 02	431,517	123,510
COMP BENEFITS INS CO	5/13/1959	9/8/1986	01	409	0
CONGRESS LIFE INS CO	11/2/1965	12/27/1971	01, 02	0	0
CONNECTICUT GENERAL LIFE INS CO	6/22/1865	1/18/1946	01, 02, 21	4,770,847	5,539,307

Idaho Business
Life and Health Insurers - Active 12/31/06

COMPANY NAME	INCORPORATION DATE	LICENSED DATE	LINES OF BUSINESS	DIRECT IDAHO PREMIUMS	DIRECT IDAHO CLAIMS & BENEFITS
CONSECO HEALTH INS CO	10/6/1970	11/17/1977	01, 02	2,729,566	2,063,077
CONSECO INS CO	1/25/1951	10/27/1966	01, 02	2,211,443	2,680,931
CONSECO LIFE INS CO	1/30/1962	10/2/1964	01, 02	898,598	1,430,345
CONSECO SENIOR HEALTH INS CO	7/5/1987	12/12/1986	01, 02, 21	703,487	785,724
CONSTITUTION LIFE INS CO	6/11/1929	1/5/1949	01, 02	14,231	20,138
CONTINENTAL AMERICAN INS CO	11/25/1968	12/4/2002	01, 02	52,345	10,922
CONTINENTAL ASSURANCE CO	2/8/1911	7/9/1952	01, 02, 99	215,831	325,168
CONTINENTAL GENERAL INS CO	5/21/1961	7/25/1974	01, 02	345,892	190,744
CONTINENTAL LIFE INS CO OF BRENTWOOD, TENNESSEE	12/5/1983	10/26/1988	01, 02	306,586	171,201
CORPORATE HEALTH INS CO	7/8/1938	8/29/1968	01, 02, 99	0	0
COUNTRY INVESTORS LIFE ASSURANCE CO	10/13/1981	2/4/1999	01, 02, 21	10,736	67,730
COUNTRY LIFE INS CO	11/24/1928	11/8/1962	01, 02	397,454	349,855
CROWN LIFE INS CO	6/14/1900	7/10/1947	01, 02	308,271	736,346
CSI LIFE INS CO	11/21/1973	9/10/2004	01, 02	0	0
CUNA MUTUAL INS SOCIETY	5/20/1935	7/3/1956	01, 02, 21, 99	14,753,241	11,786,350
CUNA MUTUAL LIFE INS CO	2/22/1916	11/13/1958	01, 02, 21	8,863,623	6,112,356
DELAWARE AMERICAN LIFE INS CO	11/4/1964	1/23/1978	01, 02, 99	4,032	14,556
DENTEGRA INS CO	7/27/1966	12/17/1980	01, 02	311,708	102,877
DESERET MUTUAL INS CO	12/31/1968	8/9/2004	02	6,035,928	4,871,861
DIRECT GENERAL LIFE INS CO	11/17/1982	6/22/1983	01, 02	0	0
EASTERN LIFE AND HEALTH INS CO	3/9/1940	6/4/2002	01, 02	0	0
EDUCATORS MUTUAL INS ASSOCIATION	6/26/1935	10/24/2005	02	55,506	45,129
EMC NATIONAL LIFE CO	8/1/1962	10/18/1974	01, 02	111,039	218,783
EMPHEYS INS CO	3/12/1978	10/29/1996	01, 02	0	0
EMPIRE GENERAL LIFE ASSURANCE CORP	5/28/1981	12/9/1981	01, 02	1,126,869	3,425,000
EMPLOYEES LIFE CO (MUTUAL)	3/14/1946	7/13/1982	01	1,658	39,872
EMPLOYERS REASSURANCE CORP	8/20/1986	7/13/1987	01, 02	0	0
EQUITABLE LIFE & CASUALTY INS CO	6/30/1935	5/20/1980	01, 02	2,407,377	1,604,325
EQUITRUST LIFE INS CO	6/3/1966	8/11/1971	01, 02, 21	5,005,001	91,617
EXPRESS SCRIPTS INS CO	10/18/1994	11/15/2006	02	0	0
FAMILY BENEFIT LIFE INS CO	10/14/1964	12/8/1987	01	0	0
FAMILY HERITAGE LIFE INS CO OF AMERICA	8/22/1989	2/14/2000	01, 02	172,559	34,532
FAMILY LIFE INS CO	6/1/1949	7/9/1953	01, 02, 21	71,284	10,828
FAMILY SERVICE LIFE INS CO	5/5/1955	7/7/1988	01	0	0
FARM BUREAU LIFE INS CO	10/30/1944	7/3/1995	01, 02, 21	21,862,387	12,228,190
FARMERS NEW WORLD LIFE INS CO	2/21/1910	12/3/1912	01, 02, 21	8,501,745	5,512,802
FEDERAL HOME LIFE INS CO	4/4/1910	12/10/1958	01, 02, 99	687,955	1,421,455
FEDERAL LIFE INS CO (MUTUAL)	9/8/1899	12/20/1971	01, 02	24,022	53,300
FEDERATED LIFE INS CO	12/9/1958	8/5/1983	01, 02, 21	49,383	1,931
FIDELITY INVESTMENTS LIFE INS CO	5/13/1981	3/1/1984	01, 02, 21	1,774,723	1,482,902

Idaho Business
Life and Health Insurers - Active 12/31/06

COMPANY NAME	INCORPORATION DATE	LICENSED DATE	LINES OF BUSINESS	DIRECT IDAHO CLAIMS & BENEFITS	DIRECT IDAHO PREMIUMS	DIRECT IDAHO CLAIMS & BENEFITS
FIDELITY LIFE ASSOCIATION, A MUTUAL LEGAL RESERVE CO	2/24/1896	3/18/1975	01, 02	170,590	75,564	0
FIDELITY LIFE INS CO	6/11/1981	1/4/1982	01	0	0	0
FIDELITY SECURITY LIFE INS CO	1/17/1969	4/1/1977	01, 02, 21	190,604	126,905	0
FINANCIAL ASSURANCE LIFE INS CO	1/5/1912	12/20/1988	01	664	0	0
FIRST ALLAMERICA FINANCIAL LIFE INS CO	3/16/1844	8/3/1948	01, 02, 21	19,338	144,023	0
FIRST COLONY LIFE INS CO	11/22/1955	11/15/1971	01, 02, 99	5,192,249	4,521,480	0
FIRST HEALTH LIFE & HEALTH INS CO	12/29/1978	9/30/1980	01, 02	2,944,770	2,425,647	0
FIRST INVESTORS LIFE INS CO	8/3/1962	6/15/2004	01, 02	0	24,245	0
FIRST PENN-PACIFIC LIFE INS CO	6/19/1963	7/11/1980	01, 02, 21	619,349	339,564	0
FORETHOUGHT LIFE ASSURANCE CO	11/22/1972	7/19/1973	01, 02, 99	0	0	0
FORETHOUGHT LIFE INS CO	2/14/1980	8/6/1982	01, 02	3,885,567	2,782,167	0
FORT DEARBORN LIFE INS CO	8/23/1966	8/28/1975	01, 23	535,500	385,399	0
FREMONT LIFE INS CO	3/25/1954	12/28/1960	01	1,127	101,915	0
FUNERAL DIRECTORS LIFE INS CO	2/27/1981	2/19/1997	01, 02	0	0	0
GARDEN STATE LIFE INS CO	6/22/1956	6/25/1965	01, 02	105,341	0	0
GENERAL AMERICAN LIFE INS CO	6/24/1933	5/22/1953	01, 02, 21	860,579	1,232,925	0
GENERAL FIDELITY LIFE INS CO	8/11/1980	12/31/1981	01, 02, 99	10,506	82,274	0
GENERAL RE LIFE CORP	6/21/1967	12/8/1987	01, 02	0	0	0
GENERALI USA LIFE REASSURANCE CO	7/13/1982	6/27/1983	01, 02	0	0	0
GENWORTH LIFE AND ANNUITY INS CO	3/21/1871	9/8/1982	01, 02, 21	10,717,605	8,633,897	0
GENWORTH LIFE AND HEALTH INS CO	1/31/1973	11/24/1976	01, 02	1,232,638	680,564	0
GENWORTH LIFE INS CO	9/28/1956	11/15/1956	01, 02	8,074,114	14,929,768	0
GERBER LIFE INS CO	12/22/1967	4/18/1969	01, 02	1,132,482	572,952	0
GLOBE LIFE AND ACCIDENT INS CO	11/29/1979	12/31/1980	01, 02, 99	1,585,486	526,190	0
GOLDEN RULE INS CO	6/17/1959	7/16/1982	01, 02	1,314,522	420,539	0
GOVERNMENT PERSONNEL MUTUAL LIFE INS CO	5/15/1934	10/29/2002	01, 02	191,579	315,243	0
GREAT AMERICAN LIFE ASSURANCE CO	8/10/1967	8/25/1969	01, 02	0	0	0
GREAT AMERICAN LIFE INS CO	12/15/1959	3/31/1982	01, 02	7,250,386	10,887,121	0
GREAT FIDELITY LIFE INS CO	5/1/1952	10/21/1988	01, 02	0	0	0
GREAT REPUBLIC LIFE INS CO	7/14/1965	11/14/1977	01, 02	8,451	475	0
GREAT SOUTHERN LIFE INS CO	3/1/1909	12/31/1979	01, 02	123,382	196,120	0
GREAT WESTERN INS CO	3/1/1983	4/29/1987	01	3,618,806	2,205,414	0
GREAT-WEST LIFE & ANNUITY INS CO	3/29/1907	10/6/1976	01, 02, 21	5,338,082	3,465,138	0
GREAT-WEST LIFE ASSURANCE CO	8/28/1891	11/28/1974	01, 02	78,454	36,672	0
GROUP HEALTH OPTIONS, INC.	1/30/1990	8/17/1995	23	12,399,226	10,980,814	0
GUARANTEE TRUST LIFE INS CO	5/19/1936	8/1/1961	01, 02, 99	589,829	870,942	0
GUARDIAN INS & ANNUITY CO, INC. (THE)	3/2/1970	12/8/1987	01, 21	436,119	351,559	0
GUARDIAN LIFE INS CO OF AMERICA	4/10/1860	5/20/1947	01, 02, 20, 21	2,435,745	1,771,417	0
HARTFORD LIFE & ACCIDENT INS CO	2/14/1967	5/2/1968	01, 02, 21, 99	12,495,066	7,200,723	0
HARTFORD LIFE AND ANNUITY INS CO	1/9/1956	3/3/1971	01, 02, 21, 99	3,824,426	43,752,918	0

*Idaho Business
Life and Health Insurers - Active 12/31/06*

COMPANY NAME	INCORPORATION DATE	LICENSED DATE	LINES OF BUSINESS	DIRECT IDAHO PREMIUMS	DIRECT IDAHO CLAIMS & BENEFITS
HARTFORD LIFE INS CO	2/16/1978	7/24/1978	01, 02, 21	3,473,405	33,893,095
HCC LIFE INS CO	12/3/1980	5/7/1982	01, 02	4,017,909	2,290,489
HCSC INS SERVICES CO	2/6/1958	6/20/1984	01, 02	0	0
HEALTH CARE SERVICE CORP, A MUTUAL LEGAL RESERVE CO	10/1/1936	9/29/2005	02	94,355	54,969
HEALTH NET LIFE INS CO	11/19/1956	7/25/1974	01, 02	0	0
HEALTHY ALLIANCE LIFE INS CO	4/19/1971	10/26/1981	01, 02	0	0
HERITAGE LIFE INS CO	7/26/1957	7/19/1965	01, 02, 99	0	0
HM HEALTH INS CO	12/8/1954	7/31/1967	01, 02, 99	0	0
HM LIFE INS CO	4/24/1981	3/30/1982	01, 02	3,451,704	1,345,908
HOMESHIELD INS CO.	4/28/1982	3/3/1986	01, 02	78	0
HOMESTEADERS LIFE CO	1/5/1906	11/24/1986	01, 21	69,707	40,941
HORACE MANN LIFE INS CO	8/9/1949	5/9/1960	01, 02, 21	1,972,867	1,623,926
HOUSEHOLD LIFE INS CO	12/18/1980	8/16/1991	01, 02	1,063,936	466,361
HUMANA INS CO	12/12/1968	8/6/1984	01, 02, 20	61,272,970	44,219,954
HUMANADENTAL INS CO	9/26/1908	4/1/1977	01, 02	109,272	75,927
IDEALIFE INS CO	6/15/1981	12/12/1986	01, 02	14,722	21,662
ILLINOIS MUTUAL LIFE INS CO	7/9/1912	5/28/1991	01, 02	579,313	97,942
IMERICA LIFE AND HEALTH INS CO	7/20/1925	7/13/1982	01	0	0
INDEPENDENCE LIFE AND ANNUITY CO	10/11/1945	7/13/1956	01, 02, 21	0	16,771
INDIANAPOLIS LIFE INS CO	7/10/1905	10/28/1981	01, 02, 21	2,287,160	547,514
INDIVIDUAL ASSURANCE CO, LIFE, HEALTH & ACCIDENT	10/18/1973	9/2/1981	01, 02	111,925	17,229
INDUSTRIAL-ALLIANCE PACIFIC LIFE INS CO	4/29/1967	11/26/1976	01, 02	209,894	241,093
ING LIFE INS AND ANNUITY CO	4/10/1954	11/17/1976	01, 02, 21	79,568,753	131,710,248
ING USA ANNUITY AND LIFE INS CO	1/2/1973	5/25/1973	01, 02, 21	55,909,077	18,774,048
INTEGRITY LIFE INS CO	5/3/1966	7/23/1982	01, 02, 21	952,767	2,262,569
INVESTORS GUARANTY LIFE INS CO	11/19/1962	12/8/1964	01, 02	861	0
INVESTORS INS CORP	6/22/1987	11/28/1961	01, 02	443,839	610,585
INVESTORS LIFE INS CO OF NORTH AMERICA	6/19/1963	9/24/1968	01, 02, 21	76,307	244,336
J.M.I.C. LIFE INS CO	4/16/1979	10/16/1991	01, 02	45,315	20,306
JACKSON NATIONAL LIFE INS CO	6/19/1961	6/12/1981	01, 02, 21	25,034,638	21,625,277
JEFFERSON NATIONAL LIFE INS CO	2/8/1937	9/20/1966	01, 02, 21	191,782	868,089
JEFFERSON PILOT FINANCIAL INS CO	10/9/1903	11/16/1960	01, 02, 21	4,887,413	6,974,955
JEFFERSON PILOT LIFEAMERICA INS CO	10/27/1897	11/3/1977	01, 02	50,595	3,609
JEFFERSON STANDARD LIFE INS CO	9/14/1981	7/13/1982	01, 02	0	0
JEFFERSON-PILOT LIFE INS CO	2/23/1899	7/28/1970	01, 02	4,055,975	5,116,156
JOHN ALDEN LIFE INS CO	5/19/1973	8/6/1973	01, 02, 99	2,131,577	1,081,730
JOHN HANCOCK LIFE INS CO	4/21/1862	10/1/1936	01, 02, 21	3,506,459	3,245,358
JOHN HANCOCK LIFE INS CO (U.S.A.)	8/20/1955	6/20/1956	01, 02, 21	3,715,593	14,287,150
JOHN HANCOCK VARIABLE LIFE INS CO	2/22/1979	12/16/1980	01, 02, 21	1,393,398	1,203,192
KANAWHA INS CO	5/22/1958	7/25/1995	01, 02	70,104	6,149

Idaho Business
Life and Health Insurers - Active 12/31/06

COMPANY NAME	INCORPORATION DATE	LICENSED DATE	LINES OF BUSINESS	DIRECT IDAHO PREMIUMS	DIRECT IDAHO CLAIMS & BENEFITS
KANSAS CITY LIFE INS CO	5/5/1895	6/24/1913	01, 02, 21	918,071	867,736
KEMPER INVESTORS LIFE INS CO	12/14/1979	8/17/1981	01, 02, 21	559,892	2,355,039
LAFAYETTE LIFE INS CO (THE)	12/6/1905	9/25/1973	01, 02	780,379	702,424
LANDCAR LIFE INS CO	9/10/1980	5/2/1997	01, 02	306,437	48,443
LIBERTY BANKERS LIFE INS CO	11/14/1957	7/23/1987	01, 02	79,364	125,641
LIBERTY LIFE ASSURANCE CO OF BOSTON	9/11/1963	6/18/1965	01, 02, 21	1,071,807	1,123,029
LIBERTY LIFE INS CO	6/28/1909	6/30/1917	01, 02, 21, 99	1,767,914	3,689,691
LIBERTY NATIONAL LIFE INS CO	7/1/1929	1/15/1980	01, 02, 21	544,194	87,710
LIFE INS CO OF NORTH AMERICA	9/21/1956	7/10/1957	01, 02	6,478,393	5,993,506
LIFE INS CO OF THE SOUTHWEST	3/8/1955	4/27/1982	01, 02, 21	1,396,560	1,249,598
LIFE INVESTORS INS CO OF AMERICA	9/30/1930	12/31/1969	01, 02, 21	2,375,422	6,162,840
LIFE OF THE SOUTH INS CO	9/22/1981	9/14/2006	01, 02	0	0
LIFEWISE ASSURANCE CO	9/11/1981	5/9/1991	01, 02	1,221,815	599,999
LIFEWISE HEALTH PLAN OF OREGON INC.	8/7/1986	4/11/1995	01, 02	0	0
LINCOLN BENEFIT LIFE CO	10/18/1938	4/1/1973	01, 02, 21	14,477,010	11,282,334
LINCOLN HERITAGE LIFE INS CO	8/15/1963	5/19/1975	01, 02	919,291	165,853
LINCOLN MEMORIAL LIFE INS CO	9/25/1936	5/20/1953	01, 02	0	0
LINCOLN MUTUAL LIFE & CASUALTY INS CO	9/13/1935	9/3/1949	01, 02	1,250	0
LINCOLN NATIONAL LIFE INS CO	6/12/1905	9/1/1937	01, 02, 20, 21	37,195,452	41,323,100
LONDON LIFE REINS CO	3/26/1969	7/18/1978	01, 02, 99	0	0
LOYAL AMERICAN LIFE INS CO	5/18/1955	7/3/1972	01, 02	35,657	78,674
MADISON NATIONAL LIFE INS CO, INC.	10/17/1961	12/23/1987	01, 02	388,051	188,109
MAMSI LIFE AND HEALTH INS CO	9/12/1955	4/15/1983	01, 02, 99	0	0
MANHATTAN LIFE INS CO (THE)	5/29/1850	8/24/1959	01, 02	38,163	21,959
MANHATTAN NATIONAL LIFE INS CO	12/20/1956	8/21/1963	01, 02	70,860	57,174
MANULIFE INS CO	5/27/1981	7/13/1982	01, 02, 21	0	0
MARQUETTE NATIONAL LIFE INS CO	11/10/1967	5/12/1982	01, 02	42,635	37,568
MASSACHUSETTS MUTUAL LIFE INS CO	5/15/1851	9/15/1949	01, 02, 21	13,410,722	14,748,498
MEDAMERICA INS CO	4/5/1966	8/19/1987	01, 02	100,264	45,326
MEDCO CONTAINMENT LIFE INS CO	8/30/1954	9/29/1981	01, 02, 99	375,465	335,486
MEDICAL SAVINGS INS CO	4/12/1965	7/21/1975	01, 02, 99	0	0
MEDICO INS CO	4/26/1930	9/5/1962	01, 02	2,349,283	1,423,534
MEDICO LIFE INS CO	10/6/1967	4/22/1970	01, 02	412,346	109,632
MEGA LIFE AND HEALTH INS CO	11/5/1981	6/1/1983	01, 02, 21	9,979,329	4,367,580
MEMBERS LIFE INS CO	2/27/1976	9/22/1978	01, 02, 21, 99	1,780	0
MERIT LIFE INS CO	9/6/1957	12/8/1975	01, 02	1,027,874	196,756
MERRILL LYNCH LIFE INS CO	1/27/1986	6/27/1988	01, 02, 21	1,044,714	5,165,314
METLIFE INS CO OF CONNECTICUT	7/17/1863	6/25/1893	01, 02, 06, 21, 99	985,649	1,630,881
METLIFE INVESTORS INS CO	8/17/1981	5/3/1982	01, 02, 21	12,005,105	6,580,359
METLIFE INVESTORS USA INS CO	9/13/1960	6/26/1975	01, 02, 21	11,884,342	4,696,894

*Idaho Business
Life and Health Insurers - Active 12/31/06*

COMPANY NAME	INCORPORATION DATE	LICENSED DATE	LINES OF BUSINESS	DIRECT IDAHO PREMIUMS	DIRECT IDAHO CLAIMS & BENEFITS
METLIFE LIFE AND ANNUITY CO OF CONNECTICUT	12/5/1973	10/25/1984	01, 02, 21	2,676,344	8,663,909
METROPOLITAN LIFE INS CO	3/24/1868	3/2/1915	01, 02, 21	35,798,855	30,102,629
METROPOLITAN TOWER LIFE INS CO	3/4/1982	10/5/1983	01, 02, 21	320,810	757,961
MIDLAND NATIONAL LIFE INS CO	8/30/1906	4/2/1926	01, 02, 21	14,846,302	4,705,103
MID-WEST NATIONAL LIFE INS CO OF TENNESSEE	3/1/1965	7/5/1985	01, 02	6,912,981	2,759,042
MIDWEST SECURITY LIFE INS CO	9/18/1972	5/6/1996	01, 02	0	0
MIDWESTERN UNITED LIFE INS CO	5/14/1948	6/22/1962	01, 02	6,765	17,856
MINNESOTA LIFE INS CO	8/6/1880	10/7/1947	01, 02, 21	11,440,273	4,390,863
MMA INS CO	2/4/1987	8/12/1988	01, 02	0	0
MML BAY STATE LIFE INS CO	4/1/1935	7/20/1981	01, 02, 21	128,118	169,688
MOLINA HEALTHCARE INS CO	10/18/1948	10/16/1991	01, 02	1,562	(31,375)
MONUMENTAL LIFE INS CO	3/5/1858	10/26/1985	01, 02, 21	1,660,420	1,164,129
MONY LIFE INS CO	4/12/1842	7/25/1893	01, 02, 21	6,394,219	9,769,554
MONY LIFE INS CO OF AMERICA	3/6/1969	4/15/1976	01, 02, 21	4,525,360	9,956,829
MTL INS CO	12/5/1904	12/15/1969	01, 02, 21	634,985	262,618
MUNICH AMERICAN REASSURANCE CO	10/29/1959	6/4/1981	01, 02	0	0
MUTUAL OF AMERICA LIFE INS CO	1/3/1945	11/30/1982	01, 02, 21	7,233	622,879
MUTUAL OF OMAHA INS CO	3/5/1909	4/1/1920	01, 02, 99	28,121,695	18,134,205
MUTUAL SERVICE LIFE INS CO	8/31/1934	10/31/1974	01, 02	11,719	480,118
NATIONAL BENEFIT LIFE INS CO	6/18/1962	5/31/1968	01, 02	98,683	49,751
NATIONAL FARMERS UNION LIFE INS CO	12/1/1937	7/1/1950	01, 02	51,440	15,568
NATIONAL FOUNDATION LIFE INS CO	9/19/1983	12/30/1983	01, 02, 99	50,540	16,532
NATIONAL GUARDIAN LIFE INS CO	9/28/1909	11/3/1965	01, 02	183,707	125,950
NATIONAL HEALTH INS CO	7/16/1965	6/29/1981	01, 02	60,028	10,626
NATIONAL LIFE INS CO	11/13/1848	5/31/1946	01, 02, 21	878,239	915,973
NATIONAL STATES INS CO	7/22/1964	4/1/1974	01, 02	657,341	538,666
NATIONAL TEACHERS ASSOCIATES LIFE INS CO	7/14/1938	6/8/1999	01, 02	2,259	0
NATIONAL WESTERN LIFE INS CO	7/16/1956	10/16/1959	01, 02, 99	1,770,495	2,740,295
NATIONWIDE LIFE AND ANNUITY CO OF AMERICA	1/8/1958	10/14/1983	01, 02, 21	415,520	1,041,694
NATIONWIDE LIFE AND ANNUITY INS CO	2/9/1981	3/12/1998	01, 21	363,535	2,811,110
NATIONWIDE LIFE INS CO	3/21/1929	12/9/1955	01, 02, 21	3,286,203	42,204,319
NATIONWIDE LIFE INS CO OF AMERICA	3/22/1865	4/18/1988	01, 02, 21	243,689	174,680
NEW ENGLAND LIFE INS CO	9/12/1980	9/25/1981	01, 02, 21	964,424	13,283,987
NEW YORK LIFE INS & ANNUITY CORP	11/3/1980	7/21/1981	01, 02, 21	24,169,042	23,793,276
NEW YORK LIFE INS CO	5/21/1841	5/1/1896	01, 02, 21	17,059,026	19,708,751
NIPPON LIFE INS CO OF AMERICA	8/23/1972	6/4/1981	01, 02	0	0
NORTH AMERICAN CO FOR LIFE AND HEALTH INS	5/13/1886	7/9/1908	01, 02	5,999,720	3,086,255
NORTH CAROLINA MUTUAL LIFE INS CO	2/28/1899	1/25/1978	01, 02	78	3,438
NORTH COAST LIFE INS CO	2/5/1965	4/26/1966	01, 02	993,910	534,861
NORTHWESTERN LONG TERM CARE INS CO	9/18/1953	9/20/1965	01, 02	1,106,045	16,429

Idaho Business
Life and Health Insurers - Active 12/31/06

COMPANY NAME	INCORPORATION DATE	LICENSED DATE	LINES OF BUSINESS	DIRECT IDAHO PREMIUMS	DIRECT IDAHO CLAIMS & BENEFITS
NORTHWESTERN MUTUAL LIFE INS CO	3/2/1857	5/1/1896	01, 02, 21	60,191,531	33,767,580
NUTMEG LIFE INS CO	12/8/1955	6/17/1974	01, 02, 21	0	0
NYLIFE INS CO OF ARIZONA	7/23/1987	3/15/1991	01, 02, 21	286,138	0
OCCIDENTAL LIFE INS CO OF NORTH CAROLINA	6/19/1906	7/27/1948	01, 02	74,018	145,525
OHIO NATIONAL LIFE ASSURANCE CORP	6/19/1979	6/12/1980	01, 02, 21	4,512,559	3,159,298
OHIO NATIONAL LIFE INS CO (THE)	9/9/1909	5/11/1933	01, 02, 21	7,894,060	16,436,521
OHIO STATE LIFE INS CO	2/26/1906	5/7/1982	01, 02	38,474	16,021
OLD AMERICAN INS CO	12/11/1939	7/31/1969	01, 02	354,913	275,071
OLD RELIANCE INS CO	9/15/1960	6/23/1987	01, 02	2,043	0
OLD REPUBLIC LIFE INS CO	4/17/1923	1/8/1948	01, 02, 99	75,360	106,062
OLD STANDARD LIFE INS CO	11/7/1988	8/27/1990	01	N/A	
OLD UNITED LIFE INS CO	11/15/1963	8/25/1995	01, 02	0	0
OLD WEST ANNUITY & LIFE INS CO	11/5/1964	6/29/1987	01	101,479	4,179,302
OM FINANCIAL LIFE INS CO	12/16/1959	6/15/1960	01, 02, 21	6,605,769	2,911,716
ONENATION INS CO	11/18/1974	9/2/1981	01, 02	0	0
OXFORD LIFE INS CO	7/27/1965	12/20/1985	01, 02	70,444	13,703
PACIFIC GUARDIAN LIFE INS CO, LIMITED	8/3/1961	4/1/1973	01, 02	22,085	0
PACIFIC LIFE & ANNUITY CO	9/20/1982	9/30/1990	01, 02, 21	18,426	159,317
PACIFIC LIFE INS CO	1/2/1868	8/3/1936	01, 02, 21	5,646,617	16,839,345
PACIFICARE LIFE AND HEALTH INS CO	3/1/1967	12/9/1991	01, 02	13,925,305	17,072,072
PAN-AMERICAN ASSURANCE CO	5/19/1981	10/17/2002	01, 21	42,143	16,454
PAN-AMERICAN LIFE INS CO	3/28/1911	10/1/1996	01, 02	58,960	58,479
PARK AVENUE LIFE INS CO	11/19/1964	1/10/1991	01, 02	8,903	911
PARKER CENTENNIAL ASSURANCE CO	1/8/1973	9/9/1975	01, 02	0	0
PAUL REVERE LIFE INS CO (THE)	6/10/1930	9/4/1930	01, 02, 99	715,977	1,287,793
PAUL REVERE VARIABLE ANNUITY INS CO (THE)	8/6/1965	9/23/1968	01, 02	456	0
PENINSULAR LIFE INS CO	1/19/1910	9/20/1971	01, 02	0	0
PENN INS AND ANNUITY CO (THE)	7/3/1980	10/15/1981	01, 02, 21	28,854	158,609
PENN MUTUAL LIFE INS CO (THE)	2/24/1847	4/8/1902	01, 02, 21	1,867,163	1,634,806
PENN TREATY NETWORK AMERICA INS CO	2/26/1954	12/16/1968	01, 02	893,514	592,937
PENNSYLVANIA LIFE INS CO	1/12/1948	5/27/1954	01, 02	2,979,066	2,174,281
PEOPLES BENEFIT LIFE INS CO	8/6/1920	1/23/1957	01, 02, 21	2,060,231	1,567,487
PERICO LIFE INS CO	6/24/1975	12/30/1977	01, 02, 99	166,407	83,466
PHARMACISTS LIFE INS CO (THE)	5/21/1979	12/17/2001	01, 02	138	0
PHILADELPHIA AMERICAN LIFE INS CO	1/6/1978	3/1/1978	01, 02	53,366	22,173
PHL VARIABLE INS CO	7/15/1981	6/7/1983	01, 02, 21	3,550,662	5,088,749
PHOENIX LIFE AND ANNUITY CO	11/2/1981	8/6/1982	01, 02, 21	151,375	0
PHOENIX LIFE INS CO	5/1/1851	4/22/1927	01, 02, 21	1,539,966	2,566,715
PHYSICIANS LIFE INS CO	1/15/1970	11/30/1970	01, 02	767,508	679,084
PHYSICIANS MUTUAL INS CO	3/15/1902	8/2/1965	02	1,452,118	641,350

Idaho Business
Life and Health Insurers - Active 12/31/06

COMPANY NAME	INCORPORATION DATE	LICENSED DATE	LINES OF BUSINESS	DIRECT IDAHO PREMIUMS	DIRECT IDAHO CLAIMS & BENEFITS
PIONEER AMERICAN INS CO	4/15/1946	12/18/1958	01, 02	14,332	648
PIONEER MUTUAL LIFE INS CO, A STOCK SUBSIDIARY OF AMERICAN UNITED MUTUAL INS HOLDING CO	11/3/1947	1/20/1948	01, 02	409,520	533,857
PIONEER SECURITY LIFE INS CO	1/12/1955	4/14/1982	01, 02	91,157	18,961
PRESIDENTIAL LIFE INS CO	5/17/1965	7/28/1981	01, 21	46,658	492,310
PRIMARY HEALTH NETWORK, INC.	4/20/1993	8/22/1995	23	27,769,135	22,277,185
PRIMERICA LIFE INS CO	9/19/1927	2/12/1952	01, 02, 99	4,276,229	1,785,440
PRINCIPAL HEALTH INS CO	10/26/1967	10/2/1972	01, 02	0	0
PRINCIPAL LIFE INS CO	6/24/1879	8/13/1901	01, 02, 21	32,966,763	13,879,143
PROFESSIONAL INS CO	11/12/1936	8/31/1995	01, 02	30,635	745
PROTECTIVE LIFE INS CO	7/24/1907	1/27/1971	01, 02, 21	9,660,540	6,554,729
PROVIDENT AMERICAN LIFE & HEALTH INS CO	4/6/1949	8/19/1987	01, 02	52,187	29,885
PROVIDENT LIFE AND ACCIDENT INS CO	1/18/1887	1/1/1928	01, 02	1,703,195	1,711,798
PROVIDENT LIFE AND CASUALTY INS CO	10/17/1951	11/26/1985	01, 02	6,421	0
PRUCO LIFE INS CO	12/23/1971	5/17/1976	01, 02, 21	9,261,760	6,244,453
PRUDENTIAL INS CO OF AMERICA (THE)	4/3/1873	1/1/1902	01, 02, 21	47,720,105	149,995,921
PRUDENTIAL RETIREMENT INS AND ANNUITY CO	1/14/1981	12/16/1987	01, 02, 21	0	4,033,510
PYRAMID LIFE INS CO (THE)	5/26/1913	11/5/1959	01, 02	27,923	63,453
REASSURE AMERICA LIFE INS CO	9/11/1885	3/28/1961	01, 02	1,876,335	2,752,620
REGENCE BLUESHIELD OF IDAHO, INC.	2/23/1946	2/23/1946	23	371,797,888	275,379,419
REGENCE LIFE AND HEALTH INS CO	3/9/1964	12/17/1987	01, 02	8,883,890	6,118,185
RELIABLE LIFE INS CO (THE)	12/29/1911	12/4/1970	01, 02	950	4,087
RELIANCE LIFE INS CO	7/2/1969	10/27/1980	01, 02, 99	0	0
RELIANCE STANDARD LIFE INS CO	4/2/1907	7/20/1966	01, 02	2,023,024	1,555,627
RELIASTAR LIFE INS CO	9/15/1885	4/30/1901	01, 02, 21	10,865,228	12,758,251
RELIASTAR LIFE INS CO OF NEW YORK	6/11/1917	5/6/1949	01, 02, 21	45,361	12,902
RENAISSANCE LIFE & HEALTH INS CO	5/20/1982	4/18/1983	01, 02	0	0
RENAISSANCE LIFE & HEALTH INS CO OF AMERICA	4/21/1953	8/25/1953	01, 02, 99	47	0
REPUBLIC AMERICAN LIFE INS CO	11/24/1965	11/27/1973	01, 02	0	0
RESERVE NATIONAL INS CO	9/19/1956	9/25/1978	01, 02	22,627	6,488
RESOURCE LIFE INS CO	10/14/1963	1/14/1971	01, 02	91,899	19,518
REVIDS REINS CANADA LTD.	9/6/1956	6/5/1984	01, 02	0	0
REVIDS REINS U.S. INC.	4/7/1977	8/30/1985	01, 02	0	0
RGA REINS CO	8/31/1981	8/11/1982	01, 02	0	0
RIVERSOURCE LIFE INS CO	8/7/1957	11/19/1959	01, 02, 21	43,914,957	38,156,451
SUSA LIFE INS CO, INC.	3/8/1995	3/20/1997	01	18,914	10
SAGICOR LIFE INS CO	4/5/1954	8/31/1977	01, 02	7,963	56,560
SCOR LIFE INS CO	1/8/1965	5/16/1968	01, 02	0	29,200
SCOR LIFE U.S. RE INS CO	3/8/1945	8/16/1962	01, 02, 99	0	0
SCOTTISH RE LIFE CORP	8/9/1979	11/5/1982	01, 02	0	0
SEARS LIFE INS CO	5/4/1956	9/5/1961	01, 02	243,759	129,017

Idaho Business
Life and Health Insurers - Active 12/31/06

COMPANY NAME	INCORPORATION DATE	LICENSED DATE	LINES OF BUSINESS	DIRECT IDAHO PREMIUMS	DIRECT IDAHO CLAIMS & BENEFITS
SECURIAN LIFE INS CO	12/11/1981	10/20/1982	01, 02	168,782	134,381
SECURITY BENEFIT LIFE INS CO	2/22/1892	1/2/1950	01, 02, 21	5,050,439	2,349,964
SECURITY FINANCIAL LIFE INS CO.	10/3/1895	9/15/1949	01, 02	389,626	617,529
SECURITY LIFE INS CO OF AMERICA	5/17/1956	10/10/1967	01, 02	607,307	414,380
SECURITY LIFE OF DENVER INS CO	11/19/1949	2/11/1960	01, 02, 21	11,815,499	1,711,532
SECURITY MUTUAL LIFE INS CO OF NEW YORK	11/6/1886	10/19/1983	01, 02	51,049	18,645
SECURITY NATIONAL LIFE INS CO	1/31/1967	12/4/1970	01, 02	83,927	83,219
SENTINEL-SECURITY LIFE INS CO	3/18/1948	5/31/1960	01, 02	323,500	126,970
SENTRY LIFE INS CO	10/23/1958	12/14/1960	01, 02	270,404	813,444
SETTLERS LIFE INS CO	5/25/1982	7/27/1983	01, 02	583	0
SIERRA HEALTH AND LIFE INS CO, INC.	8/16/1906	9/18/1942	01, 02	1,542,121	1,376,993
STANDARD INS CO	2/24/1906	9/27/1920	01, 02, 21	42,886,935	32,406,989
STANDARD LIFE AND ACCIDENT INS CO	2/26/1976	1/26/1979	01, 02	559,730	440,640
STANDARD LIFE INS CO OF INDIANA	7/3/1934	12/6/1961	01, 02	20,264	310,376
STANDARD SECURITY LIFE INS CO OF NEW YORK	6/28/1957	6/15/1960	01, 02	833,015	17,616
STATE FARM ANNUITY AND LIFE INS CO	2/25/1982	7/26/1982	01	0	0
STATE FARM LIFE INS CO	1/16/1929	10/2/1952	01, 21	16,136,779	10,904,988
STATE LIFE INS CO (THE)	9/5/1895	2/1/1982	01, 02	403,323	167,860
STATE MUTUAL INS CO	2/14/1894	5/20/1993	01, 02	370,938	273,046
STERLING INVESTORS LIFE INS CO	6/14/1978	11/30/1982	01, 02	41,154	12,616
STERLING LIFE INS CO	1/7/1958	1/5/1978	01, 02, 99	22,782,770	15,039,377
STONEBRIDGE LIFE INS CO	11/19/1900	12/5/1967	01, 02	3,020,285	1,493,218
SUN LIFE ASSURANCE CO OF CANADA	3/18/1865	7/23/1926	01, 02, 21	2,718,165	1,406,438
SUN LIFE ASSURANCE CO OF CANADA (U.S.)	1/12/1970	4/17/1973	01, 02, 21	5,848,549	1,572,916
SUNAMERICA LIFE INS CO	1/9/1897	7/24/1970	01, 02	133,660	3,041,230
SUNSET LIFE INS CO OF AMERICA	5/12/1937	12/27/1938	01, 02	343,339	891,346
SURETY LIFE INS CO	3/14/1936	7/6/1945	01, 02	391,314	321,431
SWISS RE LIFE & HEALTH AMERICA INC.	6/29/1967	9/20/1983	01, 02	0	0
SYMETRA LIFE INS CO	1/23/1957	6/21/1957	01, 02, 21	13,276,485	14,374,166
SYMETRA NATIONAL LIFE INS CO	9/5/1979	7/28/1980	01, 02	8,001	691
TEACHERS INS AND ANNUITY ASSOCIATION OF AMERICA	3/4/1918	9/1/1972	01, 02, 21	17,611,124	20,523,933
TEMPLETON FUNDS ANNUITY CO	1/25/1984	3/22/1991	01, 21	0	0
TEXAS LIFE INS CO	1/9/1901	1/8/1991	01	336,009	275,821
THRIVENT LIFE INS CO	4/20/1982	8/24/1983	01, 02, 21	689,491	1,513,569
TIAA-CREF LIFE INS CO	11/20/1996	12/28/1999	01, 02, 21	286,763	1,225,940
TIME INS CO	2/11/1910	10/1/1956	01, 02, 20	12,466,514	6,689,877
TOWN & COUNTRY LIFE INS CO	4/13/1955	9/26/1984	01, 02	0	0
TRANS WORLD ASSURANCE CO	10/19/1962	12/19/1977	01	96,973	3,758
TRANSAMERICA FINANCIAL LIFE INS CO	10/3/1947	10/3/1995	01, 02, 21	21,294	123,223
TRANSAMERICA LIFE INS CO	4/19/1961	5/11/1971	01, 02, 21	22,351,585	41,442,602

*Idaho Business
Life and Health Insurers - Active 12/31/06*

COMPANY NAME	INCORPORATION DATE	LICENSED DATE	LINES OF BUSINESS	DIRECT IDAHO PREMIUMS	DIRECT IDAHO CLAIMS & BENEFITS
TRANSAMERICA OCCIDENTAL LIFE INS CO	6/3/1906	8/21/1916	01, 02, 21	4,723,610	82,350,204
TRUSTMARK INS CO	1/18/1913	5/7/1924	01, 02	230,728	262,279
TRUSTMARK LIFE INS CO	1/25/1925	8/1/1951	01, 02	4,004,219	3,775,058
U.S. FINANCIAL LIFE INS CO	9/30/1974	10/22/2002	01	764,334	713,092
UBS LIFE INS CO USA	8/14/1956	11/18/1959	01, 02, 21	0	0
ULLICO LIFE INS CO	10/25/1947	1/7/1981	01, 02	8,909	0
UNICARE LIFE & HEALTH INS CO	6/11/1971	7/21/1981	01, 02	3,146,256	2,190,180
UNIFIED LIFE INS CO	5/15/2001	12/21/2001	01, 02	405,242	308,148
UNIMERICA INS CO	12/1/1980	10/21/2002	01, 02	0	0
UNION BANKERS INS CO	2/2/1953	8/5/1955	01, 02, 99	67,898	93,734
UNION CENTRAL LIFE INS CO (THE)	1/30/1867	5/1/1899	01, 02, 21	6,664,783	1,806,260
UNION FIDELITY LIFE INS CO	9/2/1925	12/20/1948	01, 02, 99	711,347	289,058
UNION LABOR LIFE INS CO (THE)	10/26/1925	6/11/1973	01, 02, 21	163,608	82,385
UNION SECURITY INS CO	3/26/1910	1/1/1963	01, 02, 20, 21	2,308,260	5,480,783
UNITED AMERICAN INS CO	8/14/1981	2/26/1982	01, 02, 99	2,885,099	1,286,050
UNITED BENEFIT LIFE INS CO	6/26/1957	6/14/1984	01, 02	0	0
UNITED CONCORDIA INS CO	10/20/1975	12/6/1991	01, 02	241,007	168,699
UNITED FAMILY LIFE INS CO	5/30/1980	6/30/1981	01, 02	77	24,188
UNITED FIDELITY LIFE INS CO	9/1/1977	8/31/1978	01, 02, 99	55,530	61,778
UNITED HEALTHCARE INS CO	3/24/1972	11/30/1972	01, 02, 20	55,831,016	43,981,151
UNITED HERITAGE LIFE INS CO	12/30/1948	12/30/1948	01, 02	11,429,858	13,519,248
UNITED HOME LIFE INS CO	11/23/1948	11/15/1956	01, 02	24,294	997
UNITED INS CO OF AMERICA	10/15/1927	10/27/1950	01, 02	1,705	4,810
UNITED INVESTORS LIFE INS CO	8/17/1981	3/31/1982	01, 21	1,589,683	2,643,011
UNITED LIFE INS CO	5/3/1962	8/4/1987	01, 02	298,924	602,745
UNITED NATIONAL LIFE INS CO OF AMERICA	12/14/1960	11/25/1992	01, 02	1,878	0
UNITED OF OMAHA LIFE INS CO	8/9/1926	3/4/1927	01, 02, 21	5,498,396	6,284,196
UNITED STATES LIFE INS CO IN THE CITY OF NEW YORK	2/1/1850	11/17/1961	01, 02	1,206,212	782,245
UNITED TEACHER ASSOCIATES INS CO	12/15/1958	11/22/1991	01, 02	268,036	222,023
UNITED WORLD LIFE INS CO	1/28/1970	8/10/1970	01, 02	445,700	173,347
UNITY FINANCIAL LIFE INS CO	5/6/1964	7/24/1996	01, 02	1,629	0
UNITY MUTUAL LIFE INS CO	1/1/1903	11/5/1987	01, 02	593	0
UNIVERSAL GUARANTY LIFE INS CO	11/15/1966	6/16/1993	01, 02	3,819	962
UNIVERSAL UNDERWRITERS LIFE INS CO	12/21/1964	10/10/1967	01, 02, 99	151,891	133,374
UNIVERSE LIFE INS CO (THE)	3/24/1947	4/1/1974	01, 02	N/A	
UNUM LIFE INS CO OF AMERICA	8/24/1966	6/18/1970	01, 02, 21	5,841,634	9,099,781
US HEALTH AND LIFE INS CO	1/11/1982	5/16/1988	01, 02	0	0
USAA LIFE INS CO	6/24/1963	9/14/1966	01, 02, 21	5,475,566	3,351,648
USABLE LIFE	4/20/1978	11/8/1996	01, 02	155,127	174,439
VALLEY FORGE LIFE INS CO	8/9/1956	12/10/1958	01, 02, 21	2,683,902	2,340,446

Idaho Business
Life and Health Insurers - Active 12/31/06

COMPANY NAME	INCORPORATION DATE	LICENSED DATE	LINES OF BUSINESS	DIRECT IDAHO PREMIUMS	DIRECT IDAHO CLAIMS & BENEFITS
VANTISLIFE INS CO	8/23/1963	7/12/2005	01, 02	1,366	41,467
VARIABLE ANNUITY LIFE INS CO (THE)	8/21/1968	12/19/1969	01, 21	22,320,470	6,777,084
VETERANS LIFE INS CO	1/14/1965	2/25/1974	01, 02	311,811	301,139
VISTA LIFE INS CO	3/29/1974	8/23/1983	01, 02, 99	0	0
WASHINGTON NATIONAL INS CO	5/26/1923	11/20/1923	01, 02, 21	1,697,696	1,218,968
WELLWARE HEALTH INS OF ARIZONA, INC.	11/14/1972	3/19/1991	01, 02	0	0
WELLWARE HEALTH INS OF ILLINOIS, INC.	3/27/1962	7/19/1983	01, 02	0	0
WELLWARE PRESCRIPTION INS, INC.	3/24/2005	12/6/2006	02	2,924,044	1,858,354
WELLINGTON LIFE INS CO	7/23/1975	10/29/1984	01, 02	0	0
WELLMARK COMMUNITY INS, INC.	8/25/1985	10/30/1990	01, 02	0	0
WEST COAST LIFE INS CO	2/8/1915	1/1/1916	01, 02	2,045,111	81,358
WESTERN AND SOUTHERN LIFE INS CO (THE)	2/23/1888	8/16/1957	01, 02	21,496	89,197
WESTERN MUTUAL INS CO	7/1/1987	12/17/1996	01, 02	2,108,794	1,970,170
WESTERN RESERVE LIFE ASSURANCE CO OF OHIO	5/14/1979	12/31/1980	01, 02, 21	6,232,541	7,386,850
WESTERN UNITED LIFE ASSURANCE CO	6/3/1963	10/23/1981	01, 02, 99	2,365,781	15,086,987
WESTERN-SOUTHERN LIFE ASSURANCE CO	12/1/1980	1/6/1982	01, 02, 21	511,522	3,445,015
WESTWARD LIFE INS CO	9/25/1965	10/18/1994	01, 02	0	0
WILLIAM PENN LIFE INS CO OF NEW YORK	9/12/1962	8/2/2002	01	17,025	0
WILTON REASSURANCE CO	12/4/1900	7/28/1987	01, 02	0	0
WILTON REASSURANCE LIFE CO OF NEW YORK	3/23/1955	7/31/1958	01, 02, 21	31,771	20,000
WORLD CORP INS CO	3/16/1960	7/19/2006	01, 02	0	0
WORLD INS CO	10/1/1903	5/24/1947	01, 02	56,023	18,510
XL LIFE INS AND ANNUITY CO	2/21/1978	9/19/1979	01, 02	0	0
XL RE LIFE AMERICA INC.	5/1/1957	9/24/1977	01, 02	0	0
ZALE LIFE INS CO	5/4/1964	2/1/2006	01, 02	0	0

**Idaho Business
Property and Casualty Insurers - Active 12/31/06**

COMPANY NAME	INCORPORATION DATE	LICENSED DATE	LINES OF BUSINESS	IDAHO PREMIUMS WRITTEN	LOSSES INCURRED
21ST CENTURY INS CO	11/1/1967	3/16/2001	03, 04, 05	0	0
ACA FINANCIAL GUARANTY CORP	6/25/1986	3/16/1988	07	0	0
ACA INS CO	10/10/1997	5/20/2004	03, 04, 05	750,353	457,408
ACCEPTANCE CASUALTY INS CO	1/19/1920	7/10/1951	03, 04, 05, 07	0	(1,946)
ACCIDENT FUND INS CO OF AMERICA	11/10/1994	10/1/2002	06	57,888	37,712
ACCREDITED SURETY AND CASUALTY CO, INC.	7/7/1971	7/16/1997	05, 07	46,887	(853)
ACE AMERICAN INS CO	11/1/1945	4/25/1968	02, 03, 04, 06, 07	11,078,867	2,892,896
ACE FIRE UNDERWRITERS INS CO	12/24/1941	8/29/1968	02, 03, 04, 06, 07	162,816	175,660
ACE INDEMNITY INS CO	3/20/1967	4/1/1973	03, 04, 06, 07	0	(70,348)
ACE PROPERTY AND CASUALTY INS CO	6/5/1819	12/18/1884	02, 03, 04, 06, 07	10,004,026	10,128,106
ACIG INS CO	1/25/1985	10/23/1995	03, 04, 06, 07	128	(353)
ACSTAR INS CO	11/23/1970	7/2/1973	02, 03, 04, 05, 07	68,811	19,181
ACUTY, A MUTUAL INS CO	8/1/1925	5/27/1981	03, 04, 05, 07	0	0
ADMIRAL INDEMNITY CO	4/6/1992	5/24/2001	03, 04, 05, 07	0	0
ADVANTA INS CO	6/19/1986	12/9/1997	03, 04, 05, 07	0	0
ADVANTAGE WORKERS COMPENSATION INS CO	9/4/1981	12/4/1984	06, 07	15,682,752	9,054,891
AEGIS SECURITY INS CO	5/25/1977	3/3/1986	02, 03, 04, 05, 07	38,098	214
AETNA INS CO OF CONNECTICUT	1/3/1990	2/11/1991	05	23,783	5,415
AFFILIATED FM INS CO	5/6/1949	6/2/1965	03, 04, 05, 07	2,259,605	220,648
AFFIRMATIVE INS CO	6/10/1983	5/28/1991	03, 04, 05, 07	0	0
AGRI GENERAL INS CO	6/7/1983	10/25/1990	03, 04, 05	2,828,710	740,782
AIG CASUALTY CO	5/17/1871	8/21/1952	02, 03, 04, 06, 07	(2,368,751)	(263,255)
AIG CENTENNIAL INS CO	7/7/1977	11/17/1981	02, 03, 04, 05	23,723	52,699
AIG INDEMNITY INS CO	11/10/1980	1/1/1981	02, 03, 04, 05, 07	27,190	(50,964)
AIG NATIONAL INS CO, INC.	12/12/1994	9/21/1995	03, 04, 05, 07	8,719,740	5,796,093
AIG PREMIER INS CO	2/6/1866	7/3/1919	02, 03, 04, 05, 07	4,779	(3,279)
AIU INS CO	4/17/1851	4/1/1962	03, 04, 06, 07	0	1,504,873
ALASKA NATIONAL INS CO	4/30/1979	3/22/1991	03, 04, 06, 07	1,723,757	2,938,418
ALEA NORTH AMERICA INS CO	6/30/1932	8/27/1984	02, 03, 04, 06, 07	(58,009)	36,012
ALL NATION INS CO	1/31/1961	12/30/1977	03, 04, 05, 99	0	0
ALLEGHENY CASUALTY CO	4/15/1936	12/19/1995	07	0	0
ALLIANCE ASSURANCE CO OF AMERICA	7/26/1991	6/7/1996	03, 04, 05, 07	0	0
ALLIANCE INS CO, INC.	12/21/1959	3/27/1975	03, 04, 05, 07	400,658	478,161
ALLIANZ GLOBAL RISKS US INS CO	9/16/1977	12/31/1977	03, 04, 06, 07, 99	2,738,310	590,214
ALLIED PROPERTY AND CASUALTY INS CO	4/29/1983	11/3/1989	03, 04, 05, 07	12,301,089	5,520,048
ALLMERICA FINANCIAL ALLIANCE INS CO	4/26/1995	10/13/1995	03, 04, 05, 07	0	0
ALLMERICA FINANCIAL BENEFIT INS CO	6/19/1976	6/4/1984	03, 04, 05, 07, 99	0	0
ALLSTATE FIRE AND CASUALTY INS CO	9/6/1972	5/27/1981	03, 04, 05, 07	7,607,816	3,716,874
ALLSTATE INDEMNITY CO	7/7/1960	11/2/1961	03, 04, 06, 07, 99	26,733,743	13,564,279

Idaho Business Property and Casualty Insurers - Active 12/31/06

NAIC Data Current as of July 1, 2007

COMPANY NAME	INCORPORATION DATE	LICENSED DATE	LINES OF BUSINESS	IDAHO PREMIUMS WRITTEN	LOSSES INCURRED
ALLSTATE INS CO	2/9/1931	5/9/1947	02, 03, 04, 06, 07, 99	50,344,893	17,639,838
ALLSTATE PROPERTY AND CASUALTY INS CO	2/14/1985	6/15/2001	03, 04, 05, 07	22,689,423	8,221,925
ALPHA PROPERTY & CASUALTY INS CO	12/19/1979	10/23/1995	02, 03, 04, 05	1,693,368	933,309
AMBAC ASSURANCE CORP	2/25/1970	2/19/1971	07	111,551	0
AMCO INS CO	12/31/1958	7/7/1965	03, 04, 06, 07	8,483,351	2,757,012
AMERICAN AGRI-BUSINESS INS CO	5/21/1948	12/5/2000	03, 05	11,214,922	4,406,733
AMERICAN ALTERNATIVE INS CORP	6/14/1995	7/31/1998	02, 03, 04, 06, 07	1,925,285	1,616,426
AMERICAN AUTOMOBILE INS CO	12/14/1911	10/24/1924	02, 03, 04, 06, 07	414,300	263,420
AMERICAN BANKERS INS CO OF FLORIDA	10/29/1947	11/21/1950	02, 03, 04, 05, 07, 99	2,911,183	419,185
AMERICAN CASUALTY CO OF READING, PENNSYLVANIA	7/31/1902	10/20/1939	02, 03, 04, 06, 07	2,375,132	256,755
AMERICAN CENTENNIAL INS CO	3/25/1970	7/9/1975	02, 03, 04, 06, 07, 99	0	0
AMERICAN CENTRAL INS CO	4/27/1979	11/30/1982	03, 04, 05	0	0
AMERICAN COMMERCE INS CO	9/18/1946	6/19/1957	02, 03, 04, 05	3,032,544	1,106,301
AMERICAN CONCEPT INS CO	8/1/1974	8/24/1981	03, 04, 05	583	(13,197)
AMERICAN CONTRACTORS INDEMNITY CO	9/25/1990	2/23/1999	07	246,571	35,034
AMERICAN ECONOMY INS CO	9/23/1959	10/20/1965	02, 03, 04, 06, 07	4,863,394	1,739,675
AMERICAN EMPIRE INS CO	11/26/1979	8/26/1981	03, 04, 05, 07	0	0
AMERICAN EMPLOYERS' INS CO	2/10/1923	9/9/1926	02, 03, 04, 06, 07	0	0
AMERICAN EQUITY SPECIALTY INS CO	1/29/1997	7/21/1999	03, 04, 05	0	(300)
AMERICAN FAMILY HOME INS CO	1/28/1965	9/6/1983	03, 04, 05	363,199	172,957
AMERICAN FAMILY MUTUAL INS CO	5/18/1927	4/5/2001	02, 03, 04, 06, 07	26,556,304	16,215,802
AMERICAN FIRE AND CASUALTY CO	1/1/1906	5/27/1981	03, 04, 06, 07	1,048,904	388,984
AMERICAN FUJI FIRE AND MARINE INS CO	10/6/1981	1/29/1992	02, 03, 04, 05, 07	0	0
AMERICAN GENERAL INDEMNITY CO	7/28/1986	9/11/1995	02, 03, 04, 05	33,806	32,544
AMERICAN GENERAL PROPERTY INS CO	9/25/1974	1/1/1975	03, 04, 05, 07	0	0
AMERICAN GUARANTEE AND LIABILITY INS CO	7/17/1939	12/12/1939	03, 04, 06, 07	2,424,110	119,629
AMERICAN HALLMARK INS CO OF TEXAS	2/17/1982	6/20/2005	03, 04, 05, 07	14,458,845	5,653,423
AMERICAN HARDWARE MUTUAL INS CO	5/25/1899	9/23/1927	02, 03, 04, 06, 07, 99	3,278,007	1,559,728
AMERICAN HEALTHCARE INDEMNITY CO	10/3/1980	11/1/1989	03, 05, 07	0	0
AMERICAN HOME ASSURANCE CO	2/7/1899	4/1/1962	02, 03, 04, 06, 07	8,143,922	3,056,569
AMERICAN INS CO (THE)	2/20/1846	4/30/1901	02, 03, 04, 06, 07	2,172,902	1,033,096
AMERICAN INTERNATIONAL INS CO	9/30/1985	9/30/1985	03, 04, 05, 07	2,387,804	433,144
AMERICAN INTERNATIONAL SOUTH INS CO	11/26/1946	1/23/1992	03, 04, 06	642,849	480,030
AMERICAN INTERSTATE INS CO	12/21/1973	1/6/1997	03, 04, 06, 07	(3,470)	(407)
AMERICAN LIVE STOCK INS CO	11/26/1952	8/10/1954	04, 05	43,079	11,265
AMERICAN MANUFACTURERS MUTUAL INS CO	3/29/1837	6/1/1974	02, 03, 04, 06, 07	(2,863)	(37,015)
AMERICAN MERCHANTS CASUALTY CO	6/6/1986	12/14/1987	03, 04, 05, 07	0	(14,000)
AMERICAN MERCURY INS CO	11/30/1962	10/11/1977	03, 04, 05, 07	838,703	288,764
AMERICAN MODERN HOME INS CO	1/25/1965	1/27/1975	02, 03, 04, 05, 07	859,070	(60,475)

**Idaho Business
Property and Casualty Insurers - Active 12/31/06**

COMPANY NAME	INCORPORATION DATE	LICENSED DATE	LINES OF BUSINESS	IDAHO PREMIUMS WRITTEN	LOSSES INCURRED
AMERICAN MODERN SELECT INS CO	8/15/1980	5/20/2005	03, 04, 05	3,037	9,111
AMERICAN MOTORISTS INS CO	1/29/1926	10/15/1957	02, 03, 04, 06, 07	9,240	94,749
AMERICAN MUTUAL SHARE INS CORP	5/7/1974	3/1/1984	99	0	85,000
AMERICAN NATIONAL GENERAL INS CO	12/30/1980	6/25/1984	02, 03, 04, 05	79,002	16,527
AMERICAN NATIONAL PROPERTY AND CASUALTY CO	10/3/1973	11/7/1979	02, 03, 04, 06	2,224,288	559,178
AMERICAN RELIABLE INS CO	8/4/1952	8/18/1958	02, 03, 04, 05, 07	601,170	74,396
AMERICAN ROAD INS CO (THE)	12/28/1959	10/11/1962	03, 04, 05, 07, 99	528,120	42,617
AMERICAN SAFETY CASUALTY INS CO	6/8/1981	7/13/1982	03, 04, 06, 07	0	(161,721)
AMERICAN SECURITY INS CO	9/16/1983	12/30/1983	02, 03, 04, 05	1,857,352	133,878
AMERICAN SENTINEL INS CO	5/16/1956	2/23/2004	02, 03, 04, 05	7,833	(140)
AMERICAN SERVICE INS CO, INC.	3/11/1983	11/18/2004	03, 04, 05	0	0
AMERICAN SOUTHERN HOME INS CO	7/29/1982	9/16/2005	03, 04, 05, 07	0	0
AMERICAN STANDARD INS CO OF WISCONSIN	4/5/1961	4/5/2001	03, 05	438,864	319,543
AMERICAN STATES INS CO	7/15/1929	11/26/1965	02, 03, 04, 06, 07	11,925,797	1,198,337
AMERICAN STATES PREFERRED INS CO	8/9/1979	8/18/1981	03, 04, 05	2,457,511	934,782
AMERICAN SUMMIT INS CO	12/1/1955	5/19/1966	03, 05, 07	49,759	64,219
AMERICAN SURETY CO	3/9/1964	3/18/1997	07	5,259	526
AMERICAN WEST INS CO	12/27/1990	6/29/1995	03, 04, 05, 07	0	0
AMERICAN ZURICH INS CO	8/19/1981	10/26/1982	03, 04, 05, 07	3,606,173	8,033,444
AMERIN GUARANTY CORP	6/18/1974	11/23/1981	09	0	0
AMERSURE MUTUAL INS CO	9/12/1912	9/1/1950	03, 04, 06, 07	12,156	(3,070)
AMEX ASSURANCE CO	1/30/1973	9/26/1980	02, 03, 04, 06, 07, 99	1,342,903	399,295
AMGUARD INS CO	6/10/1982	1/1/2004	06	0	0
AMICA MUTUAL INS CO	3/1/1907	1/1/1973	03, 04, 05	1,626,020	(96,285)
ANTHEM INSURANCE COMPANIES, INC.	5/22/1944	9/25/1992	02, 03, 04, 05	0	0
ARCH INS CO	12/15/1971	4/15/1988	02, 03, 04, 06, 07	3,548,246	919,788
ARCH REINS CO	7/20/1995	1/1/2004	02, 03, 04, 06, 07	0	0
ARGONAUT INS CO	5/21/1957	10/17/1957	02, 03, 04, 06, 07	1,550,025	296,821
ARGONAUT-MIDWEST INS CO	3/19/1962	11/17/1980	03, 04, 06, 07	561,887	172,469
ARMED FORCES INS EXCHANGE	12/1/1981	9/9/1986	03, 04, 05	192,850	81,815
ASSOCIATED INDEMNITY CORP	12/21/1922	1/2/1930	02, 03, 04, 06, 07	2,015,844	478,339
ASSOCIATED LOGGERS EXCHANGE	7/24/1979	7/24/1979	10	6,631,512	5,154,063
ASSURANCE CO OF AMERICA	10/22/1897	5/20/1970	03, 04, 06, 07	2,820,584	595,110
ASSURED GUARANTY CORP.	10/25/1985	11/5/2001	05, 07	0	0
ATHENA ASSURANCE CO	12/10/1982	9/6/1983	03, 04, 06, 07	206	(10,530)
ATLANTA INTERNATIONAL INS CO	12/18/1928	8/24/1950	03, 04, 06, 07	0	0
ATLANTIC INS CO	5/21/1929	12/10/1959	03, 04, 05, 07	0	(885)
ATLANTIC MUTUAL INS CO	4/11/1842	11/17/1948	03, 04, 06, 07	9,003	182,715
ATLANTIC SPECIALTY INS CO	6/27/1986	3/1/2005	02, 03, 04, 06, 07	450,328	198,859

**Idaho Business
Property and Casualty Insurers - Active 12/31/06**

NAIC Data Current as of July 1, 2007

COMPANY NAME	INCORPORATION DATE	LICENSED DATE	LINES OF BUSINESS	IDAHO PREMIUMS WRITTEN	LOSSES INCURRED
ATRADIUS TRADE CREDIT INS, INC.	1/14/1993	10/5/1998	05	0	0
AUSTIN MUTUAL INS CO	1/14/1993	10/15/1999	03, 04, 05	1,172,568	429,508
AUTOMOBILE INS CO OF HARTFORD, CONNECTICUT (THE)	8/9/1968	4/16/1970	02, 03, 04, 06, 07	2,502,567	917,543
AUTOONE INS CO	5/11/1988	3/22/2006	03, 05	7,045	1,858
AUTO-OWNERS INS CO	7/1/1916	12/1/2005	02, 03, 04, 06, 07	549,530	196,131
AVEMCO INS CO	3/14/1960	4/24/1964	02, 03, 04, 05, 07	420,375	646,038
AVOMARK INS CO	10/23/1996	7/25/2000	03, 04, 06, 07	0	0
AXA ART INS CORP	9/17/1986	3/20/1991	03, 04, 05	101,537	(146)
AXA CORPORATE SOLUTIONS REINS CO	1/9/1978	10/5/1987	02, 03, 04, 05, 07	0	0
AXA INS CO	11/23/1990	1/1/1991	03, 04, 06, 07	119,238	(21,059)
AXA RE AMERICA INS CO	8/15/1919	6/4/1981	02, 03, 04, 05	0	0
AXA RE PROPERTY AND CASUALTY INS CO	7/26/1971	10/27/1978	02, 03, 04, 05	0	(142,457)
AXIS INS CO	9/25/1979	1/11/1982	02, 03, 04, 06, 07	0	0
AXIS REINS CO	7/25/1991	11/5/1992	03, 04, 05, 07	1,432,162	252,317
BALBOA INS CO	2/16/1948	8/25/1955	02, 03, 04, 05, 07, 99	1,768,855	481,463
BANCINSURE, INC.	3/7/1985	10/26/1995	03, 04, 06, 07	85,761	(6,607)
BANKERS INS CO	5/11/1976	9/8/1995	03, 04, 05, 07	26,125	(34)
BANKERS STANDARD FIRE AND MARINE CO	10/29/1943	6/7/1944	03, 04, 06	0	146
BANKERS STANDARD INS CO	5/19/1962	8/30/1972	02, 03, 04, 06, 07	543	(13,936)
BAR PLAN MUTUAL INS CO (THE)	11/21/1985	3/25/2004	07	0	0
BCS INS CO	12/5/1950	4/22/1970	02, 03, 04, 05, 07, 99	1,655,101	402,691
BEAZLEY INS CO, INC.	8/29/1978	10/28/1981	02, 03, 04, 05, 07, 99	26,193	2,281
BENCHMARK INS CO	6/30/1964	8/25/1966	02, 03, 04, 05, 07	60,160	113,912
BERKLEY INS CO	12/18/1975	7/13/1982	02, 03, 04, 05, 07	0	0
BERKLEY REGIONAL INS CO	12/17/1985	4/29/1988	02, 03, 04, 06, 07	0	405
BITUMINOUS CASUALTY CORP	7/23/1928	9/24/1963	03, 04, 06, 07	356,769	156,068
BITUMINOUS FIRE & MARINE INS CO	10/1/1942	9/20/1963	03, 04, 06, 07	0	0
BOND SAFEGUARD INS CO	6/15/1971	11/28/2006	07	481	82
BRISTOL WEST INS CO	2/9/1968	12/16/1968	02, 03, 04, 05, 07	0	0
BROTHERHOOD MUTUAL INS CO	9/20/1935	4/1/1999	02, 03, 04, 06, 07	366,884	223,799
CALIFORNIA CAPITAL INS CO	9/20/1935	6/26/1981	03, 04, 05	0	0
CALIFORNIA CASUALTY GENERAL INS CO OF OREGON	9/26/1977	7/18/1987	03, 04, 05	0	0
CALIFORNIA CASUALTY INDEMNITY EXCHANGE	1/19/1914	1/2/1962	03, 04, 05	3,642,551	1,873,410
CALIFORNIA CASUALTY INS CO	10/20/1967	10/5/1987	03, 04, 05	2,974	(1,072)
CALIFORNIA INS CO	2/1/1965	6/16/1982	02, 03, 04, 06, 07	12,235,897	366,491
CAMDEN FIRE INS ASSOCIATION (THE)	3/12/1841	4/1/1921	03, 04, 05	0	0
CAMICO MUTUAL INS CO	3/6/1986	12/1/1995	05	270,647	91,709
CANAL INS CO	2/27/1939	6/4/1958	03, 04, 05, 99	2,193,257	1,987,750
CAPITAL MARKETS ASSURANCE CORP	8/19/1938	1/1/1938	07	0	0

**Idaho Business
Property and Casualty Insurers - Active 12/31/06**

COMPANY NAME	INCORPORATION DATE	LICENSED DATE	LINES OF BUSINESS	IDAHO PREMIUMS WRITTEN	LOSSES INCURRED
CAPTOL INDEMNITY CORP	3/12/1841	5/2/1973	02, 03, 04, 05, 07	621,847	(31,257)
CARDIF PROPERTY AND CASUALTY INS CO	3/14/1961	10/6/1972	02, 03, 04, 06, 07	0	0
CAROLINA CASUALTY INS CO	4/18/1951	5/4/1966	02, 03, 04, 05, 07	638,062	89,393
CASUALTY UNDERWRITERS INS CO	5/30/1986	12/30/1992	03, 05	635,520	238,308
CATERPILLAR INS CO	2/7/1963	11/21/2000	03, 04, 06, 07	2,676,825	772,237
CEM INS CO	12/15/1982	11/20/2003	03, 04, 05, 07	0	0
CENTENNIAL INS CO	9/5/1941	11/17/1948	03, 04, 06, 07	0	(11,071)
CENTRAL STATES INDEMNITY CO OF OMAHA	5/20/1977	10/28/1983	02, 03, 04, 05	838,050	119,007
CENTRE INS CO	10/31/1969	7/28/1981	02, 03, 04, 06, 07	0	0
CENTURION CASUALTY CO	2/9/1983	7/21/1989	02, 03, 04, 05, 07	(14,853)	4,495
CENTURY INDEMNITY CO	7/2/1963	8/25/1969	02, 03, 04, 06, 07	0	108,554
CENTURY REINS CO	10/11/1977	7/28/1978	03, 04, 05, 07	0	0
CENTURY-NATIONAL INS CO	6/23/1956	12/30/1980	03, 04, 05, 99	24,541	1,261
CHARTER OAK FIRE INS CO (THE)	4/29/1931	4/29/1936	02, 03, 04, 06, 07	3,453,003	1,556,251
CHEROKEE INS CO	7/26/1946	10/23/1973	03, 04, 05, 07	0	0
CHICAGO INS CO	7/2/1956	9/1/1964	03, 04, 05	568,965	(163,012)
CHUBB INDEMNITY INS CO	11/3/1922	1/23/1997	03, 04, 06, 07	5,278	1,248
CHUBB NATIONAL INS CO	1/27/1993	1/23/1997	02, 03, 04, 06, 07	0	0
CHURCH MUTUAL INS CO.	3/18/1997	5/13/1971	03, 04, 06, 07	1,349,194	188,797
CIFG ASSURANCE NORTH AMERICA, INC.	3/5/2003	6/30/2003	07	0	0
CIM INS CORP	9/9/1965	4/1/1966	03, 04, 05, 07	0	0
CINNINNATI CASUALTY CO	12/27/1972	1/1/1998	03, 04, 06, 07	0	0
CINNINNATI INDEMNITY CO (THE)	5/19/1988	1/1/1998	03, 04, 06, 07	0	0
CINNINNATI INS CO (THE)	8/2/1950	5/4/1984	03, 04, 06, 07	17,033,175	5,451,200
CIVIL SERVICE EMPLOYEES INS CO	11/25/1949	9/10/1957	03, 04, 05	208	0
CLAREMONT LIABILITY INS CO	11/19/1987	3/1/2000	02, 05	0	0
CLARENDON NATIONAL INS CO	7/21/1941	10/18/1952	02, 03, 04, 06, 07	807,612	4,266,604
CLEARWATER INS CO	5/15/1974	9/4/1991	03, 04, 05, 07	8,964	(673)
CLEARWATER SELECT INS CO	10/14/1993	7/16/1996	02, 03, 04, 06, 07	0	0
CLERMONT INS CO	1/1/1977	12/23/1998	03, 04, 05, 07	0	0
CMG MORTGAGE ASSURANCE CO	3/3/1969	7/28/2000	09	0	0
CMG MORTGAGE INS CO	12/30/1980	10/23/1981	09	463,012	6,549
COLOGNE REINS CO OF AMERICA	4/23/1975	10/23/1978	02, 03, 04, 05, 07	0	0
COLONIAL-AMERICAN CASUALTY AND SURETY CO	5/24/1977	10/15/1996	03, 04, 05, 07	5,757	2,020
COLONIAL SURETY CO	3/19/1930	11/22/2002	05, 07	5,628	366
COLONY SPECIALTY INS CO	12/20/1978	3/2/2000	03, 04, 05	0	0
COLORADO CASUALTY INS CO	4/24/1980	8/12/1994	03, 04, 05	0	(59,385)
COLUMBIA INS CO	1/28/1970	9/6/1973	03, 04, 05	0	(7)
COLUMBIA MUTUAL INS CO	6/3/1940	10/29/1991	03, 04, 05, 07	0	0

Idaho Business Property and Casualty Insurers - Active 12/31/06

NAIC Data Current as of July 1, 2007

COMPANY NAME	INCORPORATION DATE	LICENSED DATE	LINES OF BUSINESS	IDAHO PREMIUMS WRITTEN	LOSSES INCURRED
COMMERCE AND INDUSTRY INS CO	12/11/1957	7/19/1965	03, 04, 06, 07	1,449,929	1,130,678
COMMERCIAL CASUALTY INS CO	3/21/1986	1/1/1996	06	0	0
COMMERCIAL GUARANTY CASUALTY INS CO	12/18/1919	4/1/1962	02, 03, 04, 05, 07	0	(1,840)
COMMERCIAL LOAN INS CORP	11/30/1966	4/26/1968	09	16,586	0
COMMONWEALTH INS CO OF AMERICA	10/1/1994	9/24/2001	03, 04, 05	237,199	(52,347)
CONNIE LEE INS CO	1/11/1968	9/4/1969	07	0	0
CONSTITUTION INS CO	2/10/1992	12/16/1993	03, 04, 06, 07	0	(34,079)
CONTINENTAL CASUALTY CO	2/17/1948	6/30/1948	02, 03, 04, 06, 07, 99	34,562,257	10,476,022
CONTINENTAL HERITAGE INS CO	3/11/1980	11/26/1985	03, 05, 07	44,667	0
CONTINENTAL INDEMNITY CO	12/9/1986	10/27/1992	03, 04, 05	0	0
CONTINENTAL INS CO (THE)	6/16/1977	12/31/1977	02, 03, 04, 06, 07	205,800	(406,229)
CONTINENTAL WESTERN INS CO	4/1/1968	12/4/1970	03, 04, 06, 07	16,900,516	19,257,764
CONTRACTORS BONDING AND INS CO	9/24/1979	4/2/1984	03, 05, 07	954,399	148,309
CONVERIUM INS (NORTH AMERICA) INC.	8/18/1986	1/3/1995	03, 04, 05, 07	4,025	(245,808)
COPIC INS CO	4/11/1984	12/31/2001	05	0	0
COREGIS INSURANCE COMPANY	6/9/1939	10/24/1962	02, 03, 04, 06, 07	0	(114,120)
CORNHUSKER CASUALTY CO	1/20/1970	11/25/1996	03, 04, 06, 07	1,952,166	780,140
COUNTRY CASUALTY INS CO	1/23/1964	1/29/1999	03, 04, 05, 07	0	0
COUNTRY MUTUAL INS CO	10/26/1925	1/29/1999	03, 04, 05, 07	3,713	12
COUNTRY PREFERRED INS CO	5/19/1953	10/19/1967	03, 04, 06, 07	0	0
COURTESY INS CO	12/21/1987	8/18/1998	03, 04, 07	63,953	0
CPA INS CO	9/16/1915	6/27/1996	05	4,491	5,972
CRUM & FORSTER INDEMNITY CO	7/24/2003	12/29/2003	03, 04, 06	0	(652)
CSE SAFEGUARD INS CO	4/20/1984	3/1/1988	03, 04, 05, 07	0	0
CUMBERLAND CASUALTY & SURETY CO	5/4/1988	11/26/1991	03, 05, 07	0	0
CUMIS INS SOCIETY, INC.	3/25/1960	1/25/1963	02, 03, 04, 05, 07	2,886,168	648,788
CYPRESS INS CO	10/17/1962	7/1/1997	06	0	1,133
DAIMLERCHRYSLER INS CO	12/30/1964	6/18/1965	03, 04, 06, 07	28,911	(116,357)
DAIRYLAND INS CO	1/8/1953	9/3/1965	02, 03, 04, 05, 07	4,551,983	2,473,883
DAKOTA FIRE INS CO	8/23/1957	8/17/1992	03, 04, 05, 07	737,208	253,430
DALLAS NATIONAL INS CO	12/22/1987	1/1/1996	06	0	0
DANIELSON INS CO	6/1/1948	4/14/1972	03, 04, 05, 07	0	0
DANIELSON NATIONAL INS CO	10/28/1974	6/15/1979	03, 04, 06, 07	0	0
DARWIN NATIONAL ASSURANCE CO	1/14/1972	10/30/1981	03, 04, 05, 07	18,225	3,245
DEALERS ASSURANCE CO	8/2/1935	11/16/2001	05	40,750	0
DEERBROOK INS CO	8/20/1979	9/2/1982	03, 04, 05, 07	16,238	9,821
DELOS INS CO	11/18/1977	12/20/1991	02, 03, 04, 06, 07	144,968	(7,986)
DENTISTS BENEFITS INS CO	6/17/1985	8/10/2004	03, 05	990	0
DENTISTS INS CO (THE)	11/1/1979	11/22/2002	03, 05	0	0

**Idaho Business
Property and Casualty Insurers - Active 12/31/06**

COMPANY NAME	INCORPORATION DATE	LICENSED DATE	LINES OF BUSINESS	IDAHO PREMIUMS WRITTEN	LOSSES INCURRED
DEPOSITORS INS CO	8/24/1983	12/18/1987	03, 04, 05	7,358,334	3,869,424
DEVELOPERS SURETY AND INDEMNITY CO	10/10/1936	8/12/1988	07	402,925	26,958
DIAMOND STATE INS CO	2/20/1981	8/14/1991	03, 04, 05, 07	491,911	143,831
DIRECT NATIONAL INS CO	1/18/1945	9/14/1959	05	0	0
DISCOVER PROPERTY & CASUALTY INS CO	12/20/1978	8/13/1981	02, 03, 04, 06, 07	1,292,931	350,702
DOCTORS' CO, AN INTERINS EXCHANGE (THE)	4/15/1976	9/28/1989	02, 03, 04, 05, 07	399,494	1,390,953
DORINCO REINS CO	3/8/1977	8/16/1991	03, 04, 05, 07	0	0
EAGLE WEST INS CO	10/14/1960	10/19/2006	03, 04, 05	0	0
EASTGUARD INS CO	7/1/1927	1/1/2004	06	0	0
ECONOMY FIRE & CASUALTY CO	1/30/1935	7/8/1988	02, 03, 04, 05, 07	0	0
ECONOMY PREFERRED INS CO	5/29/1979	7/8/1988	02, 03, 04, 05, 07	0	0
ECONOMY PREMIER ASSURANCE CO	12/15/1980	7/8/1988	03, 04, 05	0	0
ELECTRIC INS CO	4/21/1966	11/7/1972	02, 03, 04, 06, 07	217,343	202,992
EMPIRE FIRE AND MARINE INS CO	3/4/1954	12/19/1957	02, 03, 04, 05, 07	1,364,481	388,281
EMPLOYERS COMPENSATION INS CO	5/16/2002	7/3/2003	06	3,849,332	1,428,442
EMPLOYERS' FIRE INS CO (THE)	1/21/1921	5/18/1944	02, 03, 04, 06, 07	523,704	173,241
EMPLOYERS INS CO OF WAUSAU	8/21/1911	5/24/1940	02, 03, 04, 06, 07	3,392,992	3,147,461
EMPLOYERS MUTUAL CASUALTY CO	3/19/1911	12/16/1941	02, 03, 04, 06, 07	7,315,900	2,166,849
EMPLOYERS REINS CORP	3/13/1981	9/30/1981	02, 03, 04, 05, 07	16,058	(66,375)
ENCOPASS INDEMNITY CO	1/25/1984	12/5/2002	03, 04, 05, 07	754,819	238,422
ENDURANCE AMERICAN INS CO	3/21/1996	11/10/1997	03, 04, 05, 07	0	0
ENDURANCE REINS CORP OF AMERICA	9/5/2002	4/27/2005	02, 03, 04, 06, 07	0	0
ENUNCLAW PROPERTY AND CASUALTY INS CO	1/25/2002	10/30/2003	03, 04, 05, 07	2,191,589	1,246,131
EQUITY INS CO	1/1/1965	1/28/2005	03, 04, 05	0	0
ESURANCE INS CO OF NEW JERSEY	9/22/1919	5/23/1940	03, 04, 06, 07	0	0
EULER HERMES AMERICAN CREDIT INDEMNITY CO	4/18/1893	11/30/2006	05	217,226	46,352
EVEREST NATIONAL INS CO	11/12/1985	12/17/1987	02, 03, 04, 06, 07	476,038	470,131
EVEREST REINS CO	6/13/1973	9/15/1976	02, 03, 04, 06, 07	0	0
EVERGREEN NATIONAL INDEMNITY CO	12/30/1939	10/3/1983	03, 04, 05, 07	11,850	(247)
EXCESS SHARE INS CORP	8/17/1993	12/13/1995	05	29,717	0
EXECUTIVE RISK INDEMNITY INC.	9/23/1977	2/7/1995	02, 03, 04, 06, 07	1,608,026	281,745
EXPLORER INS CO	12/8/1981	5/31/1991	03, 04, 06, 07	971	129,536
FACTORY MUTUAL INS CO	10/31/1935	6/30/1968	03, 04, 05, 07	9,908,098	(651,932)
FAIRFIELD INS CO	7/31/1991	10/13/1995	02, 03, 04, 06, 07	(75)	(7,000)
FAIRMONT INS CO	4/10/1970	3/1/1984	03, 04, 06, 07	0	0
FAIRMONT PREMIER INS CO	7/1/1941	2/18/1947	02, 03, 04, 06, 07, 99	134,872	419,480
FAIRMONT SPECIALTY INS CO	8/1/1923	12/31/1980	02, 03, 04, 06, 07, 99	514,251	(204,907)
FARM BUREAU MUTUAL INS CO OF IDAHO	4/27/1947	5/1/1947	02, 03, 04, 06, 07	106,483,495	76,318,844
FARMERS ALLIANCE MUTUAL INS CO	7/20/1888	10/30/1974	03, 04, 05, 07	9,727,138	3,476,670

Idaho Business Property and Casualty Insurers - Active 12/31/06

NAIC Data Current as of July 1, 2007

COMPANY NAME	INCORPORATION DATE	LICENSED DATE	LINES OF BUSINESS	IDAHO PREMIUMS WRITTEN	LOSSES INCURRED
FARMERS INS CO OF IDAHO	10/19/1969	12/10/1969	02, 03, 04, 06, 07	97,027,952	53,864,235
FARMERS INS EXCHANGE	4/6/1928	1/1/1930	02, 03, 04, 06, 07	8,956,732	4,268,790
FARMERS MUTUAL HAIL INS CO OF IOWA	3/5/1893	6/19/1958	04	0	0
FARMINGTON CASUALTY CO	8/24/1982	7/8/1983	02, 03, 04, 06, 07	5,388	8,110
FARMLAND MUTUAL INS CO	3/22/1909	10/23/1990	03, 04, 06, 07	2,295,356	1,299,542
FEDERAL INS CO	2/15/1901	3/28/1940	02, 03, 04, 06, 07	14,582,355	1,814,537
FEDERATED MUTUAL INS CO	1/19/1904	4/1/1921	02, 03, 04, 06, 07	1,850,476	(595,127)
FEDERATED RURAL ELECTRIC INS EXCHANGE	5/14/1957	12/10/1979	02, 03, 04, 06, 07	1,520,098	331,147
FEDERATED SERVICE INS CO	6/6/1972	10/22/1974	03, 04, 06, 07	232,518	(28,028)
FFG INS CO	11/13/1990	6/1/1993	03, 04, 05, 07	37,488	(3,265)
FIDELITY AND DEPOSIT CO OF MARYLAND	10/14/1980	12/24/1981	03, 04, 05, 07	1,059,548	128,484
FIDELITY AND GUARANTY INS CO	3/1/1977	3/19/1979	03, 04, 06, 07	596,947	228,917
FIDELITY AND GUARANTY INS UNDERWRITERS, INC.	7/6/1951	11/17/1955	03, 04, 06, 07	12,257	(64,418)
FIDELITY NATIONAL PROPERTY AND CASUALTY INS CO	6/7/1971	6/14/1988	03, 04, 05, 07	644,065	327,176
FINANCIAL CASUALTY & SURETY, INC.	8/7/1989	10/21/2004	07	96,426	15,702
FINANCIAL GUARANTY INS CO	4/10/1972	11/7/1984	07	470,695	0
FINANCIAL INDEMNITY CO	12/19/1945	11/22/1961	02, 03, 05, 07	1,960,907	1,265,502
FINANCIAL PACIFIC INS CO	7/22/1986	6/19/1996	03, 04, 05, 07	4,593	0
FINANCIAL SECURITY ASSURANCE INC.	3/16/1984	6/27/1988	07	276,196	0
FIRE INS EXCHANGE	11/20/1942	6/20/1943	03, 04, 05, 07	0	0
FIREMAN'S FUND INS CO	12/3/1855	9/19/1918	02, 03, 04, 06, 07, 99	7,043,421	1,663,077
FIRST AMERICAN PROPERTY & CASUALTY INS CO	10/17/1977	3/19/1991	03, 04, 05	1,123	(381)
FIRST COLONIAL INS CO	2/17/1987	4/23/1998	04, 05	652,769	137,315
FIRST FINANCIAL INS CO	4/29/1970	9/9/1977	03, 06, 07	(280)	(4,646)
FIRST LIBERTY INS CORP (THE)	6/16/1989	5/23/1991	02, 03, 04, 06, 07	162,996	(15,010)
FIRST NATIONAL INS CO OF AMERICA	10/5/1928	11/20/1928	03, 04, 06, 07	3,023,347	1,258,548
FIRSTCOMP INS CO	12/17/1986	8/3/1992	03, 04, 05	0	0
FLORISTS' MUTUAL INS CO	6/1/1887	10/3/1988	03, 04, 06, 07	155,314	649,749
FOLKSAMERICA REINS CO	9/13/1979	12/8/1987	03, 04, 05, 07	0	0
FOREMOST INS CO	5/20/1952	9/2/1957	02, 03, 04, 05, 07, 99	7,408,662	2,354,914
FOREMOST PROPERTY AND CASUALTY INS CO	4/27/1984	7/2/1992	03, 04, 05, 07	525,328	213,827
FORTRESS INS CO	4/30/1997	8/20/2002	05	23,770	6,181
FRANKENMUTH MUTUAL INS CO	9/15/1921	6/7/1999	03, 04, 05, 07	0	0
GARRISON PROPERTY AND CASUALTY INS CO	12/1/1900	10/25/2004	03, 04, 05	229,726	82,770
GATEWAY INS CO	5/21/1986	7/21/1997	03, 05	245,779	434,691
GEICO CASUALTY CO	8/31/1982	4/24/1984	05	4,512,817	2,878,272
GEICO GENERAL INS CO	5/15/1934	12/31/1978	03, 04, 05, 07	20,691,069	11,185,656
GEICO INDEMNITY CO	5/12/1961	8/4/1961	03, 05	10,022,683	5,801,201
GEM STATE INS CO	3/10/1910	4/23/1985	03, 04, 05	3,673,120	2,252,736

**Idaho Business
Property and Casualty Insurers - Active 12/31/06**

COMPANY NAME	INCORPORATION DATE	LICENSED DATE	LINES OF BUSINESS	IDAHO PREMIUMS WRITTEN	LOSSES INCURRED
GENERAL CASUALTY CO OF WISCONSIN	5/12/1925	1/6/1993	03, 04, 06, 07	259,227	51,187
GENERAL FIDELITY INS CO	3/17/1987	7/1/1987	02, 03, 05	82,932	21,510
GENERAL FIRE & CASUALTY CO	11/13/1979	6/27/2000	03, 04, 05, 07	421,241	508,139
GENERAL INS CO OF AMERICA	3/20/1923	6/9/1923	03, 04, 06, 07	3,406,253	(133,238)
GENERAL REINS CORP	10/6/1970	4/1/1971	02, 03, 04, 05, 07	276,258	467,381
GENERAL SECURITY NATIONAL INS CO	5/15/1980	11/19/1984	03, 04, 05, 07	0	0
GENERAL STAR NATIONAL INS CO	9/10/1864	12/18/1922	03, 04, 05, 07	146,768	52,000
GENERALI - U.S. BRANCH	12/23/1952	11/30/1990	03, 04, 05, 07	0	0
GENESIS INS CO	4/6/1976	12/30/1987	02, 03, 04, 06, 07	(32,027)	(552,812)
GENWORTH HOME EQUITY INS CORP	7/19/1982	7/30/1991	09	0	0
GENWORTH MORTGAGE INS CORP	5/12/1980	4/7/1981	09	4,989,149	358,993
GENWORTH MORTGAGE INS CORP OF NORTH CAROLINA	2/20/1961	10/15/1981	09	0	0
GENWORTH RESIDENTIAL MORTGAGE INS CORP OF NORTH CAROLINA	11/15/1972	9/15/1977	09	56,168	0
GEOVERA INS CO	3/24/1997	4/19/2005	03, 04, 05, 07	0	0
GERLING AMERICA INS CO	3/4/1981	8/21/1984	03, 04, 05, 07	26,622	(40,742)
GLOBAL REINS CORP OF AMERICA	7/30/1940	8/28/1984	03, 04, 05, 07	0	0
GLOBE AMERICAN CASUALTY CO	7/5/1951	8/31/1982	03, 05, 07	0	0
GMAC DIRECT INS CO	8/18/2000	2/23/2004	03, 04, 05	0	0
GMAC INS CO ONLINE, INC.	4/6/2000	2/23/2004	03, 04, 05	0	0
GOVERNMENT EMPLOYEES INS CO	11/19/1937	8/22/1955	03, 04, 05, 07	8,720,045	4,610,044
GRAMERCY INS CO	11/1/1979	6/13/2006	02, 03, 04, 05, 07	0	0
GRANGE INS ASSOCIATION	8/6/1931	5/22/1953	03, 04, 05, 07	2,641,179	1,953,553
GRANITE STATE INS CO	1/27/1865	2/10/1928	02, 03, 04, 06, 07	1,196,719	217,141
GRAY INS CO (THE)	11/18/1977	12/14/1999	03, 04, 06, 07	821	0
GREAT AMERICAN ALLIANCE INS CO	9/11/1945	10/6/1948	03, 04, 06, 07	279,246	333,080
GREAT AMERICAN ASSURANCE CO	3/23/1905	5/11/1973	03, 04, 06, 07	1,844,919	640,806
GREAT AMERICAN INS CO	9/30/1976	9/30/1976	03, 04, 06, 07	2,959,974	1,049,874
GREAT AMERICAN INS CO OF NEW YORK	8/22/1947	4/1/1948	03, 04, 06, 07	2,310,823	1,544,948
GREAT AMERICAN SECURITY INS CO	7/1/1987	3/18/1991	03, 04, 06, 07	0	0
GREAT AMERICAN SPIRIT INS CO	4/5/1988	9/17/1991	03, 04, 06, 07	0	(142)
GREAT DIVIDE INS CO	4/29/1986	9/26/1994	03, 04, 06	6,902	(795)
GREAT MIDWEST INS CO	10/8/1985	9/1/1999	02, 03, 04, 05, 07	0	0
GREAT NORTHERN INS CO	3/26/1952	9/4/1969	03, 04, 06, 07	814,733	89,142
GREAT NORTHWEST INS CO	9/15/1986	12/8/2006	03, 04, 05	0	0
GREAT WEST CASUALTY CO	3/22/1956	1/14/1965	03, 04, 06, 07	10,688,362	7,156,997
GREATER NEW YORK MUTUAL INS CO	8/29/1927	12/24/1963	03, 04, 06, 07	0	0
GREATWAY INS CO	8/3/1987	4/5/1991	03, 04, 05, 07	0	0
GREENWICH INS CO	2/18/1946	8/25/1955	02, 03, 04, 06, 07	2,261,307	(133,347)
GUARANTEE CO OF NORTH AMERICA USA (THE)	1/23/1990	10/1/1999	07	24,205	0

**Idaho Business
Property and Casualty Insurers - Active 12/31/06**

NAIC Data Current as of July 1, 2007

COMPANY NAME	INCORPORATION DATE	LICENSED DATE	LINES OF BUSINESS	IDAHO PREMIUMS WRITTEN	LOSSES INCURRED
GUARANTEE INS CO	8/16/1978	12/31/1978	02, 03, 04, 05	0	0
GUIDEONE AMERICA INS CO	4/8/1983	12/23/1999	03, 04, 05, 07	0	0
GUIDEONE ELITE INS CO	7/19/1983	6/16/1988	03, 04, 05, 07	270,502	53,663
GUIDEONE MUTUAL INS CO	12/26/1946	7/21/1954	02, 03, 04, 06, 07	302,871	2,037,683
GUIDEONE SPECIALTY MUTUAL INS CO	7/10/1948	11/6/1958	03, 04, 05, 07	18,086	(8,658)
HANOVER AMERICAN INS CO (THE)	6/8/1989	7/5/1996	03, 04, 05, 07	0	0
HANOVER INS CO (THE)	4/15/1852	1/1/1973	02, 03, 04, 06, 07	114,272	29,657
HARCO NATIONAL INS CO	10/28/1992	12/1/1994	03, 04, 06, 07	830,547	166,820
HARLEYSVILLE INS CO	6/9/1930	8/18/1987	03, 04, 05, 07	16,610	0
HARLEYSVILLE MUTUAL INS CO	10/9/1917	1/1/2001	03, 04, 06, 07	0	0
HARTFORD ACCIDENT AND INDEMNITY CO	5/8/1913	7/18/1919	02, 03, 04, 06, 07	380,084	444,376
HARTFORD CASUALTY INS CO	5/5/1987	7/1/1987	02, 03, 04, 06, 07	4,678,999	2,137,011
HARTFORD FIRE INS CO	5/1/1810	7/29/1919	02, 03, 04, 06, 07	4,075,183	1,907,380
HARTFORD INS CO OF THE MIDWEST	9/11/1979	12/8/1983	03, 04, 06, 07	9,260,547	4,071,047
HARTFORD STEAM BOILER INSPECTION AND INS CO (THE)	6/30/1866	1/13/1906	03, 04, 05	1,174,243	2,823,257
HARTFORD STEAM BOILER INSPECTION AND INS CO OF CONNECTICUT	7/22/1988	6/11/2002	03, 04, 05	0	0
HARTFORD UNDERWRITERS INS CO	12/23/1978	7/1/1988	03, 04, 06, 07	6,916,750	3,579,845
HCC INS CO	2/8/1979	12/6/1991	02, 05	0	0
HERITAGE CASUALTY INS CO	6/4/1974	1/16/1984	02, 03, 04, 05, 07	0	0
HERITAGE INDEMNITY CO	1/25/1979	8/18/1981	02, 03, 04, 05, 99	118,713	53,555
HIGHMARK CASUALTY INS CO	6/22/1977	10/14/1997	05	0	0
HOMESITE INS CO	1/31/1985	9/12/1988	02, 03, 04, 05, 07	298,481	1,040,198
HORACE MANN INS CO	8/28/1963	12/16/1978	03, 04, 05, 07, 99	1,096,180	353,869
HORACE MANN PROPERTY & CASUALTY INS CO	3/25/1965	5/26/1988	03, 05	608,199	490,784
HOUSING AUTHORITY PROPERTY INS, A MUTUAL CO	3/20/1987	12/20/2005	03, 04, 05, 07	0	0
HOUSTON GENERAL INS CO	12/19/1980	7/30/1982	03, 04, 05, 07	0	(16,998)
HSEC INS CO OF DELAWARE	6/23/1965	1/4/2006	02, 03, 04, 05	41,230	2,507
HUDSON INS CO	1/16/1918	10/15/1991	02, 03, 04, 06, 07	168,519	88,892
IDAHO COUNTIES RISK MANAGEMENT PROGRAM, UNDERWRITERS	11/29/1985	2/1/1986	03, 05	16,343,107	12,449,521
IDAHO STATE INS FUND	12/31/1917	1/1/1918	10	240,692,102	150,685,006
IDS PROPERTY CASUALTY INS CO	12/12/1972	8/4/2004	03, 04, 05	286,250	218,326
ILLINOIS NATIONAL INS CO	10/5/1933	6/12/1992	03, 04, 06, 07	110,836	15,087
IMPERIAL CASUALTY AND INDEMNITY CO	12/6/1954	1/3/1957	02, 03, 04, 06, 07	82	12
INDEMNITY CO OF CALIFORNIA	10/5/1967	7/14/1995	07	146,159	1,574
INDEMNITY INS CO OF NORTH AMERICA	9/26/1977	12/27/1984	03, 04, 06, 07	736,391	(382,650)
INDEPENDENCE AMERICAN INS CO	2/26/1973	5/8/2001	02, 03, 05	0	0
INDIANA LUMBERMENS MUTUAL INS CO	3/19/1897	10/24/1980	03, 04, 06, 07	367,268	476,692
INFINITY AUTO INS CO	3/20/1963	5/5/1972	04, 05	0	0
INFINITY CASUALTY INS CO	6/13/1972	5/31/1991	05	0	0

**Idaho Business
Property and Casualty Insurers - Active 12/31/06**

COMPANY NAME	INCORPORATION DATE	LICENSED DATE	LINES OF BUSINESS	IDAHO PREMIUMS WRITTEN	LOSSES INCURRED
INFINITY INS CO	9/28/1978	11/17/1981	03, 04, 05, 07	34,735	703
INFINITY PREMIER INS CO	11/30/1989	7/24/1991	05	0	0
INFINITY SECURITY INS CO	9/30/1980	2/28/1989	03, 04, 05, 07	0	0
INFINITY SELECT INS CO	6/11/1991	5/25/1999	03, 05	0	0
INFINITY SPECIALTY INS CO	2/6/1974	9/29/1980	02, 03, 05	0	0
INFINITY STANDARD INS CO	8/4/1949	2/28/1989	03, 04, 05	0	0
INS CO OF NORTH AMERICA	4/14/1794	4/30/1901	02, 03, 04, 06, 07, 99	41,807	1,326,636
INS CO OF THE STATE OF PENNSYLVANIA (THE)	4/18/1794	4/13/1918	02, 03, 04, 06, 07, 99	5,347,629	1,968,817
INS CO OF THE WEST	3/1/1972	8/16/1988	03, 04, 06, 07	974,630	(193,741)
INS CORP OF NEW YORK	6/3/1968	8/28/1959	02, 03, 04, 05, 07	0	0
INTEGON INDEMNITY CORP	12/16/1946	9/28/1979	03, 04, 05, 07	0	0
INTEGON NATIONAL INS CO	1/4/1988	12/31/1988	03, 04, 05, 07	0	0
INTERNATIONAL FIDELITY INS CO	12/18/1904	9/19/1975	07	150,611	4,811
INTERSTATE INDEMNITY CO	10/31/1961	10/5/1982	03, 04, 05	(2,180)	(15,289)
INTREPID INS CO	3/2/1999	6/8/2005	03, 05, 07	0	0
JEFFERSON INS CO	3/15/1950	11/13/1956	03, 04, 05	0	0
JEWELERS MUTUAL INS CO	3/12/1913	7/28/1972	03, 04, 05, 07	216,801	34,052
KANSAS BANKERS SURETY CO (THE)	4/29/1909	12/20/1994	05, 07	1,500	(3,000)
KEMPER CASUALTY INS CO	11/17/1970	11/3/1975	02, 03, 04, 06, 07	0	50,240
LANCER INS CO	4/27/1945	11/13/1956	03, 04, 06, 07	981,445	218,192
LANDCAR CASUALTY CO	10/3/1989	5/2/1997	05	219,520	155,406
LAURIER INDEMNITY CO	10/21/1988	10/16/1995	02, 06, 07	572	0
LEXINGTON NATIONAL INS CORP	10/23/1989	9/30/2003	07	113	0
LEXON INS CO	3/20/1984	9/24/1999	02, 03, 04, 05, 07	29,223	2,885
LIBERTY AMERICAN SELECT INS CO	2/22/1989	6/25/1996	03, 04, 05	0	0
LIBERTY INS CORP	12/16/1988	12/15/1988	03, 04, 06	1,618,926	887,583
LIBERTY INS UNDERWRITERS INC.	3/8/1811	4/1/1973	03, 04, 05, 07	704,276	108,352
LIBERTY MUTUAL FIRE INS CO	10/31/1908	4/1/1936	03, 04, 06, 07	20,259,074	9,862,774
LIBERTY MUTUAL INS CO	1/1/1912	8/28/1935	02, 03, 04, 06, 07	7,858,948	3,513,097
LIBERTY NORTHWEST INS CORP	1/21/1983	10/28/1983	02, 03, 04, 06, 07	47,435,866	43,984,004
LINCOLN GENERAL INS CO	3/17/1977	12/3/1991	03, 04, 05, 07	1,045,347	609,597
LM GENERAL INS CO	11/17/1978	8/13/1981	02, 03, 04, 05, 07	0	36,861
LM INS CORP	6/16/1989	5/23/1991	02, 03, 04, 06, 07	7,654	198,852
LM PERSONAL INS CO	11/17/1978	8/13/1981	02, 03, 04, 05, 07	0	(6,972)
LM PROPERTY AND CASUALTY INS CO	1/2/1975	10/20/1975	02, 03, 04, 05, 07	(250)	(399,905)
LUMBERMENS MUTUAL CASUALTY CO	11/18/1912	9/18/1928	02, 03, 04, 06, 07	54,843	(59,720)
LUMBERMENS UNDERWRITING ALLIANCE	1/10/1905	4/1/1913	03, 04, 06, 07	1,262,548	171,276
LYNDON PROPERTY INS CO	5/30/1978	9/19/1979	03, 04, 05, 07	234,916	28,615
LYNDON SOUTHERN INS CO	9/16/1996	7/5/2005	02, 03, 04, 05, 07	0	0

Idaho Business Property and Casualty Insurers - Active 12/31/06

NAIC Data Current as of July 1, 2007

COMPANY NAME	INCORPORATION DATE	LICENSED DATE	LINES OF BUSINESS	IDAHO PREMIUMS WRITTEN	LOSSES INCURRED
MAJESTIC INS CO	3/17/1980	10/1/1999	06	0	0
MANUFACTURERS ALLIANCE INS CO	1/11/1979	5/1/2002	02, 03, 04, 06, 07	1,195	(76)
MAPFRE REINS CO	2/21/1985	1/16/1992	03, 04, 05, 07	0	0
MARKEL AMERICAN INS CO	10/15/1986	11/26/1991	03, 04, 05, 07	729,803	300,995
MARKEL INS CO	11/26/1980	11/1/1984	02, 03, 04, 06, 07	1,122,684	576,753
MARTINGALE NATIONAL INS CO	1/7/1994	7/8/1996	03, 04, 05	0	0
MARYLAND CASUALTY CO	2/9/1898	6/16/1904	02, 03, 04, 06, 07	5,349,942	3,247,617
MARYLAND INS CO	3/9/1961	7/24/1996	03, 04, 06, 07	0	0
MAXUM CASUALTY INS CO	11/25/1996	6/30/2005	03, 04, 05, 07	536,320	143,224
MBA INS CORP	3/23/1967	6/9/1972	07	807,900	0
MBA INS CORP. OF ILLINOIS	12/28/1959	2/3/1972	03, 05, 07	0	0
MEDICAL ASSURANCE CO, INC. (THE)	10/1/1976	6/19/1996	02, 05	0	0
MEDICAL INS EXCHANGE OF CALIFORNIA	7/11/1975	9/1/1976	02, 05	9,976,736	1,193,129
MEDICAL PROTECTIVE CO	12/2/1909	12/6/1994	05	2,262,282	1,000,000
MEDMARC CASUALTY INS CO	7/26/1950	12/31/1979	03, 04, 05, 07	75,881	652,078
MEMIC INDEMNITY CO	2/24/2000	7/1/2006	06	0	0
MENDOTA INS CO	5/1/1989	3/31/1995	03, 04, 05	0	0
MERASTAR INS CO	8/14/1974	8/18/1981	03, 04, 05	21,915	2,552
MERCHANTS BONDING CO (MUTUAL)	1/1/1933	6/16/1988	05, 07	271,033	(3,111)
MERTPLAN INS CO	12/10/1952	11/12/1982	03, 04, 05, 07	0	0
METLIFE INS CO OF CONNECTICUT	06/17/1863	6/25/1893	02, 06, 99	262,862	(6,613)
METROPOLITAN CASUALTY INS CO	10/7/1981	1/9/1986	03, 04, 05	0	0
METROPOLITAN DIRECT PROPERTY AND CASUALTY INS CO	5/24/1949	5/2/1968	02, 03, 04, 05, 07	0	2
METROPOLITAN GENERAL INS CO	6/30/1980	1/9/1986	03, 04, 05	414,824	276,176
METROPOLITAN GROUP PROPERTY AND CASUALTY INS CO	12/10/1976	10/7/1980	03, 05	1,557,407	595,013
METROPOLITAN PROPERTY AND CASUALTY INS CO	8/31/1972	4/16/1973	02, 03, 04, 05, 07	4,562,456	1,887,377
MGA INS CO, INC.	5/22/1981	5/16/1988	03, 04, 05, 07	0	0
MGIC ASSURANCE CORP	9/27/1937	10/17/1988	05, 07	0	0
MGIC INDEMNITY CORP	11/15/1956	1/3/2001	09	(26)	(19,189)
MIC GENERAL INS CORP	8/14/1980	7/13/1982	02, 03, 04, 05, 07	0	0
MIC PROPERTY AND CASUALTY INS CORP	4/30/1980	7/13/1982	03, 04, 06, 07	(18,777)	15,232
MICHIGAN MILLERS MUTUAL INS CO	10/1/1881	4/1/1914	03, 04, 05, 07, 99	0	0
MID-CENTURY INS CO	12/3/1949	12/21/1954	02, 03, 04, 06, 07	18,779,977	11,428,613
MID-CONTINENT CASUALTY CO	2/26/1947	3/1/2006	03, 04, 05	212,721	0
MID-CONTINENT INS CO	8/13/1992	3/1/2006	03, 04, 05	0	0
MIDWEST EMPLOYERS CASUALTY CO	3/21/1986	9/25/1989	06, 07	401,582	155,873
MILBANK INS CO	10/21/1982	12/1/1982	03, 04, 05, 07	8,243	(605)
MILWAUKEE SAFEGUARD INS CO	1/25/1982	3/21/1991	03, 04, 05	0	(518)
MINNESOTA LAWYERS MUTUAL INS CO	5/28/1981	9/24/2003	05	1,774	(36)

**Idaho Business
Property and Casualty Insurers - Active 12/31/06**

COMPANY NAME	INCORPORATION DATE	LICENSED DATE	LINES OF BUSINESS	IDAHO PREMIUMS WRITTEN	LOSSES INCURRED
MITSUI SUMITOMO INS CO OF AMERICA	3/29/2001	9/28/2001	03, 04, 06, 07	179,439	1,091,803
MITSUI SUMITOMO INS USA INC.	1/28/1988	12/31/1988	03, 04, 05, 07	4,595	556
MODERN SERVICE INS CO	2/6/1968	10/22/1974	03, 04, 05, 07	0	0
MONTEREY INS CO	7/7/1987	10/19/2006	03, 04, 05	0	0
MORTGAGE GUARANTY INS CORP	2/20/1979	12/26/1979	09	7,299,982	3,104,948
MOTORS INS CORP	10/3/1939	3/2/1940	03, 04, 05, 07, 99	69,236	3,097
MUNICH REINS AMERICA, INC.	4/2/1917	1/1/1978	02, 03, 04, 06, 07	0	0
MUTUAL OF ENJMCRAW INS CO	2/17/1898	6/19/1952	03, 04, 05, 07	35,694,508	23,478,446
NATIONAL ALLIANCE INS CO	7/20/1972	12/24/1986	03, 04, 05, 07	0	0
NATIONAL AMERICAN INS CO	4/11/1919	12/23/1969	03, 04, 06, 07	79	(408)
NATIONAL AMERICAN INS CO OF CALIFORNIA	10/10/1966	6/16/1987	03, 04, 06	0	20,612
NATIONAL CASUALTY CO	12/19/1904	6/24/1908	02, 03, 04, 05, 07	2,726,880	742,932
NATIONAL CONTINENTAL INS CO	12/24/1897	12/23/1958	03, 04, 05	0	0
NATIONAL FARMERS UNION PROPERTY AND CASUALTY CO	12/5/1984	10/27/1986	02, 03, 04, 06, 07	577,542	(48,859)
NATIONAL FIRE AND INDEMNITY EXCHANGE	1/19/1915	11/29/1985	03, 04, 05	7,508	(64)
NATIONAL FIRE INS CO OF HARTFORD	6/4/1869	5/1/1893	02, 03, 04, 06, 07	1,284,836	604,432
NATIONAL GENERAL ASSURANCE CO	6/2/1983	1/2/1996	04, 05	4,057,028	2,227,715
NATIONAL GENERAL INS CO	11/2/1966	8/18/1969	03, 05	61,244	81,139
NATIONAL INDEMNITY CO	4/26/1940	5/17/1949	02, 03, 04, 06, 07, 99	2,509,568	6,867,479
NATIONAL INS ASSOCIATION	11/15/1972	4/8/1988	05	0	0
NATIONAL INS CO OF WISCONSIN, INC.	7/30/1895	3/22/1996	02	0	0
NATIONAL INTERSTATE INS CO	2/10/1989	10/27/1992	03, 04, 06	815,214	277,708
NATIONAL LIABILITY & FIRE INS CO	4/23/1957	1/23/1990	03, 04, 06, 07	380,475	55,626
NATIONAL MERIT INS CO	6/18/1980	12/8/1999	03, 04, 05, 07	0	14,763
NATIONAL REINS CORP	7/31/1973	8/31/1977	02, 03, 04, 05, 07	0	0
NATIONAL SPECIALTY INS CO	11/30/1960	8/3/2004	03, 04, 05, 07	324,386	62,736
NATIONAL STANDARD INS CO	3/15/1947	7/24/1996	03, 04, 06, 07	0	0
NATIONAL SURETY CORP	9/3/1970	5/5/1972	02, 03, 04, 06, 07	3,063,077	1,418,034
NATIONAL UNION FIRE INS CO OF PITTSBURGH, PA	2/14/1901	5/5/1904	02, 03, 04, 06, 07	21,555,463	640,705
NATIONWIDE AFFINITY INS CO OF AMERICA	5/19/1924	10/3/1946	02, 03, 04, 06, 07	0	0
NATIONWIDE AGRIBUSINESS INS CO	12/10/1973	10/23/1990	03, 04, 06, 07	2,733,232	1,488,797
NATIONWIDE ASSURANCE CO	2/14/1942	10/24/1955	05, 99	0	1,685
NATIONWIDE GENERAL INS CO	8/22/1957	10/1/1997	03, 05	0	0
NATIONWIDE INS CO OF AMERICA	6/30/1960	4/1/1961	03, 04, 05	3,029,200	998,042
NATIONWIDE MUTUAL FIRE INS CO	12/27/1933	10/11/1955	03, 04, 06, 07	1,153,183	887,075
NATIONWIDE MUTUAL INS CO	12/16/1925	10/11/1955	03, 04, 06, 07	15,402,764	9,094,018
NATIONWIDE PROPERTY AND CASUALTY INS CO	11/9/1979	12/30/1987	03, 04, 06, 07	121,225	80,817
NAU COUNTRY INS CO	12/31/1985	11/30/2005	03, 04, 05	1,119,620	405,484
NAVIGATORS INS CO	7/16/1981	3/7/1994	03, 04, 05, 07	775,325	262,900

**Idaho Business
Property and Casualty Insurers - Active 12/31/06**

COMPANY NAME	INCORPORATION DATE	LICENSED DATE	LINES OF BUSINESS	IDAHO PREMIUMS WRITTEN	LOSSES INCURRED
NOMIC INS CO	1/1/1946	4/7/1977	03, 04, 05	371,555	38,488
NETHERLANDS INS CO (THE)	12/12/1978	12/9/1980	03, 04, 05, 07	0	0
NEW ENGLAND INS CO	8/25/1989	7/1/1990	03, 04, 05, 07	0	0
NEW ENGLAND REINS CORP	12/28/1981	6/7/1983	03, 04, 06, 07	0	0
NEW HAMPSHIRE INDEMNITY CO, INC.	12/19/1951	10/16/1981	03, 04, 06	0	0
NEW HAMPSHIRE INS CO	7/1/1869	12/15/1919	02, 03, 04, 06, 07	1,194,521	351,503
NEW YORK MARINE AND GENERAL INS CO	3/22/1972	12/30/1987	03, 04, 05, 07	54,125	(14,289)
NGM INS CO	3/28/1923	1/28/2004	03, 05, 07	0	0
NIPPONKOA INS CO, LIMITED (U.S. BRANCH)	1/1/1944	4/5/2004	02, 03, 04, 06, 07	1,998	316
NORWARD INS CO	8/12/1987	1/1/2004	06	0	0
NORTH AMERICAN ELITE INS CO	12/28/1987	10/19/2001	02, 03, 04, 06, 07	0	0
NORTH AMERICAN SPECIALTY INS CO	11/23/1973	10/23/1984	02, 03, 04, 06, 07	970,126	(29,976)
NORTH PACIFIC INS CO	6/26/1958	6/29/1964	03, 04, 05, 07	13,811,550	6,307,085
NORTH POINTE INS CO	10/13/1986	10/20/2004	03, 04, 05	49,576	0
NORTH RIVER INS CO (THE)	6/6/1972	9/30/1972	02, 03, 04, 06, 07	288,545	133,424
NORTH STAR REINS CORP	8/3/1956	11/24/1981	02, 03, 04, 05, 07	0	(725)
NORTHBROOK INDEMNITY CO	12/20/1978	8/12/1981	02, 03, 04, 06, 07	(10,368)	66,426
NORTHERN ASSURANCE CO OF AMERICA (THE)	8/21/1987	12/31/1989	02, 03, 04, 06, 07	170,610	99,714
NORTHERN INS CO OF NEW YORK	10/22/1897	11/9/1934	03, 04, 06, 07	105,768	(459,715)
NORTHLAND CASUALTY CO	5/18/1959	11/15/1959	03, 04, 05, 07	132,393	26,771
NORHLAND INS CO	1/16/1948	6/15/1960	03, 04, 05, 07	6,135,668	2,658,610
NORTHWEST DENTISTS INS CO	5/5/1989	12/4/1995	03, 04, 05, 07	16,540	81,167
NORTHWEST PHYSICIANS INS CO	10/11/2005	2/1/2006	03, 05	4,830,977	4,571,006
NOVA CASUALTY CO	9/13/1979	4/15/1988	03, 04, 06, 07	0	(24,726)
OCCIDENTAL FIRE & CASUALTY CO OF NORTH CAROLINA	10/31/1961	5/29/1962	02, 03, 04, 06, 07	5,496	0
ODYSSEY AMERICA REINS CORP	9/10/1986	11/6/1987	03, 04, 06, 07	0	0
OHIC INS CO	2/9/1978	8/6/1982	02, 03, 04, 05, 07	0	0
OHIO CASUALTY INS CO (THE)	11/6/1919	9/20/1947	02, 03, 04, 06, 07	3,349,836	391,021
OHIO INDEMNITY CO	2/11/1956	10/20/1986	04, 05, 07	3,942	(1,877)
OHIO SECURITY INS CO	11/1/1950	9/23/1970	03, 04, 06, 07	15,237	1,414
OKLAHOMA FARMERS UNION MUTUAL INS CO	1/1/1982	5/3/2005	03, 05	1,801,250	1,196,775
OLD REPUBLIC GENERAL INS CORP	9/7/1960	11/16/1962	02, 03, 04, 06, 07	0	0
OLD REPUBLIC INS CO	4/11/1935	1/15/1955	02, 03, 04, 06, 07, 99	3,977,328	1,208,927
OLD REPUBLIC SECURITY ASSURANCE CO	7/26/1977	11/14/1977	02, 03, 04, 05, 07, 99	0	0
OLD REPUBLIC SURETY CO	12/28/1981	5/16/1990	07	222,167	4,999
OLD UNITED CASUALTY CO	11/15/1988	12/29/1992	02, 03, 05	17,975	3,829
ONEBEACON AMERICA INS CO	2/17/1971	3/31/1971	02, 03, 04, 06, 07	131,387	23,400
ONEBEACON INS CO	6/1/1956	9/14/1956	03, 04, 06, 07	873,145	230,802
OREGON AUTOMOBILE INS CO	12/28/1925	5/22/1963	03, 04, 05, 07	2,795,626	1,531,932

**Idaho Business
Property and Casualty Insurers - Active 12/31/06**

COMPANY NAME	INCORPORATION DATE	LICENSED DATE	LINES OF BUSINESS	IDAHO PREMIUMS WRITTEN	LOSSES INCURRED
OREGON MUTUAL INS CO	12/29/1894	10/28/1925	03, 04, 05, 07	11,924,064	6,145,048
OWNERS INS CO	5/13/1975	12/1/2005	02, 03, 04, 06, 07	560,607	451,637
PACIFIC EMPLOYERS INS CO	7/17/1923	12/1/1942	02, 03, 04, 06, 07	41,179	(199,922)
PACIFIC INDEMNITY CO	1/16/1926	11/24/1927	02, 03, 04, 06, 07	472,726	159,563
PACIFIC PIONEER INS CO	8/21/1978	5/27/1981	03, 04, 05, 07	0	0
PACIFIC SPECIALTY INS CO	4/18/1988	4/1/1997	03, 04, 05	12,036	0
PARTNERE INS CO OF NEW YORK	3/10/1875	6/15/1989	03, 04, 05, 07	0	0
PATHFINDER INS CO	6/19/1986	6/29/1987	05	0	(13,270)
PEACHTREE CASUALTY INS CO	11/29/1983	1/18/2005	03, 05	0	0
PEAK PROPERTY AND CASUALTY INS CORP	8/16/1985	3/16/1988	03, 04, 05	0	0
PEERLESS INDEMNITY INS CO	4/30/2002	12/31/2002	03, 04, 06, 07	0	0
PEERLESS INS CO	3/7/1901	8/21/1943	03, 04, 05, 07	0	(331)
PENN MILLERS INS CO	3/7/1901	6/1/2005	03, 04, 06, 07	239,737	176,756
PENN-AMERICA INS CO	12/23/1975	1/8/1996	03, 04, 05	56,068	(11,403)
PENNSYLVANIA MANUFACTURERS' ASSOCIATION INS CO	7/6/1964	7/14/1977	03, 04, 06, 07	915	3,468
PENNSYLVANIA MANUFACTURERS INDEMNITY CO	7/6/1982	5/1/2002	02, 03, 04, 06, 07	1,224	211
PENNSYLVANIA NATIONAL MUTUAL CASUALTY INS CO	1/6/1919	9/3/1974	02, 03, 04, 06, 07	200	0
PERMANENT GENERAL ASSURANCE CORP	10/23/1978	12/20/1991	03, 04, 05, 07	0	0
PETROLEUM CASUALTY CO	10/8/1925	9/30/1969	03, 04, 06	0	0
PHARMACISTS MUTUAL INS CO	10/16/1909	12/21/2001	03, 04, 06, 07	51,745	3,137
PHILADELPHIA INDEMNITY INS CO	2/10/1927	8/2/1989	02, 03, 04, 05, 07	5,279,974	(13,767,111)
PHOENIX INDEMNITY INS CO	6/21/1988	7/24/1992	03, 04, 05, 07	1,540,885	697,532
PHOENIX INS CO (THE)	6/1/1850	7/1/1880	02, 03, 04, 06, 07	2,785,401	1,224,202
PHYSICIANS INS A MUTUAL CO	12/22/1981	12/1/1994	03, 04, 05	288,961	(445,739)
PLATTE RIVER INS CO	1/6/1972	8/13/1981	03, 04, 06, 07	173,863	12,267
PMA CAPITAL INS CO	12/1/1980	12/17/1991	02, 03, 04, 06, 07	0	0
PMI INS CO.	11/2/1994	7/31/1996	09	0	0
PMI MORTGAGE INS CO	11/10/1972	7/9/1974	09	4,350,453	237,327
PODIATRY INS CO OF AMERICA, A MUTUAL CO	5/23/1980	1/1/2004	05	549,401	8,008
PRAETORIAN INS CO	7/20/1979	10/4/1982	02, 03, 04, 06, 07	2,059,333	187,605
PREFERRED PROFESSIONAL INS CO	6/30/1976	6/14/1988	03, 04, 06	44,931	5,010
PRODUCERS AGRICULTURE INS CO	3/10/1977	4/6/1989	03, 05	434	81
PROFESSIONALS ADVOCATE INS CO	12/27/1985	3/30/2000	03, 05, 07	0	0
PROGRESSIVE CASUALTY INS CO	11/17/1956	8/22/1969	03, 04, 05, 07	3,159,166	4,083,993
PROGRESSIVE CLASSIC INS CO	9/30/1983	9/12/1988	03, 04, 05, 07	0	0
PROGRESSIVE DIRECT INS CO	9/29/1986	4/26/1996	03, 04, 05	15,318,000	6,742,226
PROGRESSIVE NORTHERN INS CO	8/19/1980	3/19/1987	03, 05	1,979,976	806,244
PROGRESSIVE NORTHWESTERN INS CO	9/24/1982	9/19/1988	03, 04, 05	31,818,901	18,413,489
PROGRESSIVE PREFERRED INS CO	9/24/1979	3/11/1985	03, 04, 05	0	0

**Idaho Business
Property and Casualty Insurers - Active 12/31/06**

NAIC Data Current as of July 1, 2007

COMPANY NAME	INCORPORATION DATE	LICENSED DATE	LINES OF BUSINESS	IDAHO PREMIUMS WRITTEN	LOSSES INCURRED
PROGRESSIVE PREMIER INS CO OF ILLINOIS	9/13/1992	12/16/2003	03, 04, 05	0	0
PROGRESSIVE SPECIALTY INS CO	8/4/1975	11/20/1981	03, 05, 07	0	0
PROGRESSIVE WEST INS CO	7/23/1970	9/25/1981	03, 04, 05, 07	0	0
PROPERTY AND CASUALTY INS CO OF HARTFORD	5/4/1989	10/20/1995	03, 04, 06, 07	7,305,673	2,767,622
PROSELECT NATIONAL INS CO, INC.	3/21/1947	9/25/1953	03, 04, 05	0	0
PROTECTIVE INS CO	12/21/1954	12/12/1967	02, 03, 04, 06, 07	23,905	12,900
PROVIDENCE WASHINGTON INS CO	1/5/1799	6/8/1898	03, 04, 06, 07	0	(15,748)
PUBLIC SERVICE MUTUAL INS CO	6/24/1925	4/1/1964	03, 05	105,510	49,249
PUTNAM REINS CO	9/30/1985	10/9/1979	02, 03, 04, 05, 07	0	0
PXRE REINS CO	8/7/1986	4/6/1988	03, 04, 05, 07	0	0
QBE INS CORP	5/22/1980	6/14/1984	02, 03, 04, 05	1,412,619	828,908
QBE REINS CORP	2/25/1964	6/29/1979	03, 04, 05, 07	0	0
QUANTA INDEMNITY CO	5/17/1968	11/26/1968	02, 03, 04, 06, 07	1,000	(1,375)
R&Q REINS CO	2/25/1971	4/14/1972	02, 03, 04, 05, 07	0	0
R.V.I. NATIONAL INS CO	6/18/1883	1/1/1909	02, 04, 07	0	0
RADIAN ASSET ASSURANCE INC.	12/30/1985	9/9/1991	07	55,045	0
RADIAN GUARANTY INC.	9/23/1976	5/20/1980	09	4,063,574	806,916
RAMPART INS CO	9/13/1970	12/22/1992	03, 04, 06, 07	0	0
RED SHIELD INS CO	2/9/1979	8/12/1988	03, 04, 05, 07	675,434	198,995
REDLAND INS CO	12/21/1978	11/29/1985	03, 04, 06, 07	2,054	1,650
REDWOOD FIRE AND CASUALTY INS CO	1/27/1970	2/10/1983	03, 04, 06, 07	7,423	118,323
REGENT INS CO	1/22/1963	10/27/1992	03, 04, 06, 07	347,893	(5,564)
REINS CO OF AMERICA, INC.	12/30/1972	3/6/1981	03, 04, 05	0	0
REPUBLIC INDEMNITY CO OF AMERICA	12/5/1972	4/10/1995	02, 03, 04, 06, 07	23,488	(58,611)
REPUBLIC INDEMNITY CO OF CALIFORNIA	10/13/1982	4/10/1995	02, 03, 04, 06, 07	109,225	148,123
REPUBLIC INS CO	4/15/1919	6/30/1980	02, 03, 04, 05, 07	0	0
REPUBLIC MORTGAGE INS CO	12/7/1972	11/1/1984	09	2,392,923	272,759
REPUBLIC MORTGAGE INS CO OF FLORIDA	12/10/1974	5/20/2003	09	0	0
REPUBLIC MORTGAGE INS CO OF NORTH CAROLINA	3/13/1973	11/26/2002	09	0	0
REPUBLIC WESTERN INS CO	2/27/1973	6/29/1981	02, 03, 04, 06, 07	147,312	24,984
RESPONSE INS CO	5/26/1983	12/23/1985	02, 03, 04, 05	0	0
RESPONSE WORLDWIDE INS CO	9/27/1979	12/31/1979	05	80,792	21,585
RIVERPORT INS CO	12/22/1989	9/1/2006	03, 04, 06, 07	0	0
RLI INDEMNITY CO	1/31/1987	10/10/1996	02, 03, 04, 05, 07	0	(1,651)
RLI INS CO	6/4/1959	4/20/1972	02, 03, 04, 05, 07, 99	871,597	255,624
ROCHE SURETY AND CASUALTY CO, INC.	3/27/1981	12/7/2005	07	8,335	0
ROCKY MOUNTAIN FIRE & CASUALTY CO	4/2/1959	11/5/1959	03, 04, 05	862,279	388,786
ROYAL INDEMNITY CO	9/30/1910	3/31/1980	02, 03, 04, 06, 07	42,099	2,064,503
RSUI INDEMNITY CO	6/16/1977	5/7/1980	03, 04, 05	567,988	(834,357)

**Idaho Business
Property and Casualty Insurers - Active 12/31/06**

COMPANY NAME	INCORPORATION DATE	LICENSED DATE	LINES OF BUSINESS	IDAHO PREMIUMS WRITTEN	LOSSES INCURRED
RURAL COMMUNITY INS CO	4/19/1980	1/19/1983	03, 04, 06	5,479,259	1,079,025
SAFECO INS CO OF AMERICA	9/2/1953	9/17/1953	03, 04, 06, 07	54,250,509	30,104,792
SAFECO INS CO OF ILLINOIS	8/29/1980	7/31/1984	03, 04, 06	306,429	(42,927)
SAFECO INS CO OF INDIANA	3/25/1971	4/5/1972	03, 04, 05	0	0
SAFECO NATIONAL INS CO	7/10/1972	1/5/1991	05	0	(2)
SAFETY NATIONAL CASUALTY CORP	11/28/1942	9/15/1987	02, 03, 04, 06, 07	793,599	110,958
SAGAMORE INS CO	12/22/1981	2/4/2002	02, 03, 04, 05, 07	284,001	1,263,403
SAN FRANCISCO REINS CO	5/25/1956	1/14/1982	02, 03, 04, 05, 07	0	0
SCOR REINS CO	11/8/1984	9/30/1985	02, 03, 04, 06, 07	0	0
SCOTTSDALE INDEMNITY CO	11/14/1984	12/29/1992	03, 05	19,862	(1,642)
SEABOARD SURETY CO	1/19/1927	4/1/1947	03, 04, 05, 07	6,831	563,532
SEABRIGHT INS CO	7/21/1986	12/17/1987	02, 03, 04, 06, 07	166,637	20,229
SEATON INS CO	4/6/1901	7/5/1905	02, 03, 04, 06, 07	0	16,799
SECURITY INS CO OF HARTFORD	4/6/1901	6/24/1905	02, 03, 04, 06, 07, 99	909,946	1,128,516
SECURITY NATIONAL INS CO	7/7/1924	11/3/1992	03, 04, 05, 07	1,574,926	2,060,814
SELECT INS CO	3/31/1955	8/29/1968	03, 04, 05, 07	0	(13,224)
SELECT MARKETS INS CO	6/14/1963	3/12/1964	02, 03, 04, 06, 07	(61,971)	(108,019)
SELECTIVE INS CO OF NEW YORK	4/30/1914	5/31/1983	03, 04, 06, 07	87,231	(9,014)
SENECA INS CO, INC.	3/29/1978	7/1/1978	03, 04, 06, 07	61,120	(2,683)
SENTINEL INS CO LTD.	7/6/1999	2/4/2004	03, 04, 06, 07	1,248,871	631,314
SENTRY CASUALTY CO	7/23/1973	9/21/2004	03, 04, 05, 07	0	0
SENTRY INS A MUTUAL CO	12/19/1913	1/7/1927	02, 03, 04, 06, 07, 99	1,614,898	1,094,410
SENTRY SELECT INS CO	8/1/1929	11/3/1982	02, 03, 04, 06, 07	6,230,810	2,093,424
SEQUOIA INS CO	4/10/1946	9/14/2004	03, 04, 06, 07	0	0
SERVICE INS CO	12/16/1977	2/5/2004	03, 04, 05, 07	537	0
SOMPO JAPAN INS CO OF AMERICA	8/9/1962	12/13/1982	03, 04, 06, 07	165,531	43,649
SOUTHERN GENERAL INS CO	7/3/1979	3/16/1988	03, 04, 05	0	0
SOUTHERN INS CO	12/1/1947	11/15/1960	03, 04, 05	0	0
ST. PAUL FIRE AND MARINE INS CO	4/18/1925	5/2/1928	02, 03, 04, 06, 07	3,783,359	730,343
ST. PAUL GUARDIAN INS CO	4/6/1970	6/9/1972	02, 03, 04, 06, 07, 99	29,070	160,927
ST. PAUL MEDICAL LIABILITY INS CO	12/10/1982	9/6/1983	03, 04, 06, 07	0	1,415
ST. PAUL MERCURY INS CO	8/24/1964	11/14/1967	02, 03, 04, 06, 07	1,816,907	303,245
ST. PAUL PROTECTIVE INS CO	12/30/1931	5/9/1947	02, 03, 04, 06, 07	61,274	(4,743)
STANDARD FIRE INS CO (THE)	7/6/1905	2/14/1912	02, 03, 04, 06, 07	1,273,547	715,255
STANDARD GUARANTY INS CO	8/29/1960	12/30/1983	02, 03, 04, 05	61,695	119,654
STAR INS CO	8/26/1985	10/7/1988	02, 03, 04, 06, 07	264,154	89,641
STARNET INS CO	6/11/1998	3/20/2000	02, 03, 04, 06, 07	191,091	71,798
STATE AUTOMOBILE MUTUAL INS CO	8/1/1921	2/1/2006	03, 04, 06, 07	0	0
STATE FARM FIRE & CASUALTY CO	6/12/1935	8/29/1952	03, 04, 06, 07	53,907,094	24,562,324

Idaho Business Property and Casualty Insurers - Active 12/31/06

NAIC Data Current as of July 1, 2007

COMPANY NAME	INCORPORATION DATE	LICENSED DATE	LINES OF BUSINESS	IDAHO PREMIUMS WRITTEN	LOSSES INCURRED
STATE FARM GENERAL INS CO	4/3/1962	10/24/1962	03, 04, 05, 07	350	(98)
STATE FARM MUTUAL AUTOMOBILE INS CO	3/29/1922	4/1/1929	02, 04, 05	101,298,197	52,387,762
STATE NATIONAL INS CO, INC.	8/1/1984	12/19/1994	03, 04, 05	722,045	154,307
STOCKBRIDGE INS CO	8/1/1919	10/22/1974	03, 04, 06, 07	0	(9,579)
STONEBRIDGE CASUALTY INS CO	11/15/1957	7/25/1974	02, 03, 04, 05, 07	474,126	242,113
STONEWALL INS CO	2/10/1866	8/28/1962	03, 04, 05, 07	0	(98,864)
STONINGTON INS CO	2/2/1938	4/8/1988	03, 04, 05, 07	5,923,081	2,735,918
STRATFORD INS CO	12/28/1981	8/22/1988	03, 04, 05	1,346	(34)
SUA INS CO	8/26/1981	3/1/1984	03, 04, 05, 07	0	0
SUBLIMITY INS CO	8/26/1981	1/25/1991	03, 05, 07	2,876,510	2,819,644
SUECIA INS CO	5/29/1980	6/20/1985	02, 03, 04, 05, 07	0	0
SUN SURETY INS CO	4/20/1998	11/1/2001	07	268,892	0
SURETY BONDING CO OF AMERICA	2/27/1992	12/23/1999	05, 07	0	0
SWISS REINS AMERICA CORP	7/26/1940	11/18/1960	02, 03, 04, 05, 07	0	0
T.H.E. INS CO	4/10/1969	4/23/1996	03, 04, 06, 07	602,932	258,848
TEACHERS INS CO	2/26/1971	4/16/1973	02, 03, 04, 05, 07	1,110,119	504,737
TECHNOLOGY INS CO, INC.	6/14/1991	3/4/1996	02, 04, 05	2,194,733	783,162
TIG INDEMNITY CO	11/6/1944	7/1/1947	03, 04, 06, 07	0	(1,000)
TIG INS CO	3/8/1911	7/6/1932	02, 03, 04, 06, 07	0	(1,038,796)
TITAN INDEMNITY CO	1/18/1984	4/20/1989	03, 04, 05, 07	0	0
TNUS INS CO	2/11/2004	7/1/2004	03, 04, 05, 07	0	0
TOKIO MARINE & NICHIDO FIRE INS CO., LTD.	8/1/1879	9/12/1979	02, 03, 04, 06, 07	625,715	2,399,212
TOYOTA MOTOR INS CO	9/19/1909	12/10/1952	03, 04, 05, 07	342,703	106,967
TRADERS & GENERAL INS CO	12/12/1980	5/27/1992	03, 04, 05, 07	0	0
TRANS PACIFIC INS CO	1/21/1982	6/24/1983	03, 04, 06, 07	0	0
TRANSATLANTIC REINS CO	10/29/1952	3/22/1978	02, 03, 04, 06	0	0
TRANSCONTINENTAL INS CO	8/21/1925	8/18/1931	02, 03, 04, 06, 07	1,402,082	692,296
TRANSQUARD INS CO OF AMERICA, INC.	6/18/1987	1/12/1998	03, 04, 06, 07	288,863	1,619,949
TRANSPORT INS CO	5/25/1976	12/21/1976	03, 04, 06, 07	0	82,398
TRANSPORTATION INS CO	2/11/1938	7/10/1951	02, 03, 04, 06, 07	1,664,434	(104,015)
TRAVCO INS CO	7/24/1991	10/10/1995	03, 04, 05	0	0
TRAVELERS CASUALTY AND SURETY CO	5/18/1883	1/1/1965	02, 03, 04, 06, 07	914,969	(389,056)
TRAVELERS CASUALTY AND SURETY CO OF AMERICA	7/18/1974	8/16/1988	02, 03, 04, 06, 07	6,211,939	7,237,209
TRAVELERS CASUALTY CO OF CONNECTICUT	1/3/1990	2/11/1991	03, 04, 06, 07	0	349
TRAVELERS CASUALTY INS CO OF AMERICA	8/12/1971	4/12/1978	02, 03, 04, 06, 07	0	(18,555)
TRAVELERS COMMERCIAL CASUALTY CO	5/20/1981	12/17/1984	02, 03, 04, 06, 07	0	0
TRAVELERS COMMERCIAL INS CO	1/3/1990	2/11/1991	03, 04, 06, 07	32,254	6,946
TRAVELERS HOME AND MARINE INS CO, THE	7/24/1991	10/10/1995	03, 04, 05	285,971	86,765
TRAVELERS INDEMNITY CO (THE)	3/25/1903	8/11/1923	02, 03, 04, 06, 07, 99	7,893,386	5,074,210

**Idaho Business
Property and Casualty Insurers - Active 12/31/06**

COMPANY NAME	INCORPORATION DATE	LICENSED DATE	LINES OF BUSINESS	IDAHO PREMIUMS WRITTEN	LOSSES INCURRED
TRAVELERS INDEMNITY CO OF AMERICA (THE)	1/1/1946	5/13/1968	03, 04, 06, 07	5,138,108	1,471,024
TRAVELERS INDEMNITY CO OF CONNECTICUT (THE)	5/1/1859	12/28/1966	02, 03, 04, 06, 07	3,379,839	526,126
TRAVELERS PROPERTY CASUALTY CO OF AMERICA	7/29/1971	4/1/1973	03, 04, 06, 07	12,455,731	4,737,085
TRAVELERS PROPERTY CASUALTY INS CO	1/3/1990	3/21/1991	03, 04, 05	0	0
TRENWICK AMERICA REINS CORP	8/24/1984	1/1/1985	03, 04, 06, 07	0	0
TRIAD GUARANTY INS CORP	7/30/1987	1/17/1992	09	146,285	27,978
TRINITY UNIVERSAL INS CO	1/26/1926	4/10/1941	03, 04, 06, 07	3,950,209	1,775,839
TRINITY UNIVERSAL INS CO OF KANSAS, INC.	1/10/1972	8/13/1992	03, 04, 05, 07	1,543,552	415,187
TRITON INS CO	3/25/1982	12/23/1985	02, 03, 04, 05, 07, 99	306,779	44,717
TRUCK INS EXCHANGE	2/19/1935	4/1/1935	02, 03, 04, 06, 07	6,913,696	2,785,823
TRUMBULL INS CO	10/10/1986	11/8/1995	03, 04, 06, 07	127,466	(27,208)
TWIN CITY FIRE INS CO	3/30/1987	7/1/1987	02, 03, 04, 06, 07	4,974,288	2,559,601
U.S. SPECIALTY INS CO	10/28/1986	4/15/1988	02, 03, 04, 06, 07	1,416,394	73,938
ULICO CASUALTY CO	5/2/1979	6/4/1981	02, 03, 04, 06, 07	9,155	8,317
UNDERWRITER FOR THE PROFESSIONS INS CO	9/5/1989	6/14/2001	05	0	0
UNIGARD INDEMNITY CO	11/8/1972	5/31/1991	03, 04, 06, 07	1,953,282	1,077,615
UNIGARD INS CO	9/19/1960	12/23/1960	02, 03, 04, 06, 07	17,186,048	11,183,727
UNION INS CO	9/1/1886	7/13/1982	03, 04, 05, 07	0	(7)
UNIONE ITALIANA REINS CO OF AMERICA, INC.	8/24/1978	12/8/1983	03, 04, 05, 07	0	0
UNITED FINANCIAL CASUALTY CO	6/13/1984	6/27/1995	03, 04, 05	6,374,536	1,750,423
UNITED FIRE & CASUALTY CO	1/2/1946	10/29/1980	03, 04, 05, 07	5,143,664	1,506,238
UNITED GUARANTY CREDIT INS CO	6/19/1981	8/6/1982	05	0	0
UNITED GUARANTY MORTGAGE INDEMNITY CO	6/12/1972	9/25/1981	09	4,999	0
UNITED GUARANTY RESIDENTIAL INS CO	11/27/1963	11/9/1964	09	3,231,243	57,373
UNITED GUARANTY RESIDENTIAL INS CO OF NORTH CAROLINA	4/5/1963	5/14/1980	05	0	0
UNITED HERITAGE PROPERTY & CASUALTY CO	4/1/1908	4/21/1908	03, 05	10,343,217	5,622,850
UNITED NATIONAL SPECIALTY INS CO	2/2/1961	4/24/2001	02, 03, 04, 06, 07	0	0
UNITED SERVICES AUTOMOBILE ASSOCIATION	6/20/1922	10/31/1962	03, 04, 05	19,146,684	9,514,003
UNITED STATES FIDELITY AND GUARANTY CO	3/19/1896	6/20/1899	02, 03, 04, 06, 07	413,003	283,185
UNITED STATES FIRE INS CO	7/24/2003	12/29/2003	02, 03, 04, 06, 07	1,093,543	315,952
UNITED STATES LIABILITY INS CO	4/12/1867	2/5/1965	03, 04, 05, 07	894,300	185,944
UNITED WISCONSIN INS CO	9/11/1957	4/16/1991	02, 06	60	(195)
UNITRIN AUTO AND HOME INS CO	10/15/1996	12/31/1996	02, 03, 04, 06, 07	0	0
UNITRIN PREFERRED INS CO	9/28/1942	12/8/1999	02, 03, 04, 05, 07	0	0
UNIVERSAL CASUALTY CO	1/21/1949	10/23/2003	03, 04, 05	0	0
UNIVERSAL FIRE & CASUALTY INS CO	2/4/1976	11/4/2005	07	114,369	0
UNIVERSAL SURETY CO	5/1/1947	6/4/1981	07	0	(117)
UNIVERSAL SURETY OF AMERICA	4/14/1984	5/13/1997	05, 07	14,835	2,110
UNIVERSAL UNDERWRITERS INS CO	1/25/1982	11/30/1982	02, 03, 04, 06, 07, 99	5,713,707	2,615,162

Idaho Business Property and Casualty Insurers - Active 12/31/06

NAIC Data Current as of July 1, 2007

COMPANY NAME	INCORPORATION DATE	LICENSED DATE	LINES OF BUSINESS	IDAHO PREMIUMS WRITTEN	LOSSES INCURRED
UNIVERSAL UNDERWRITERS OF TEXAS INS CO	8/28/1981	5/24/2006	03, 04, 05, 07	0	0
USAA CASUALTY INS CO	7/16/1990	12/31/1990	03, 04, 05	13,495,290	6,185,376
USAA GENERAL INDEMNITY CO	6/23/1972	12/24/1974	03, 04, 05	876,883	480,235
UTAH MEDICAL INS ASSOCIATION	11/22/1978	1/3/1991	05	739,791	236,917
UTICA MUTUAL INS CO	2/13/1914	12/29/1959	03, 04, 06, 07	222,202	(18,053)
VALIANT INS CO	6/1/1973	11/26/1974	03, 04, 06, 07	911	1,036,181
VALLEY FORGE INS CO	4/28/1944	9/2/1957	02, 03, 04, 06, 07	1,205,597	1,088,843
VALLEY INS CO	11/10/1982	10/21/1991	03, 04, 05, 07	1,517,191	1,189,513
VANLINER INS CO	4/16/1953	9/24/1968	03, 04, 06	372,969	99,820
VEREX ASSURANCE, INC.	8/11/1961	8/16/1962	09	(1)	0
VICTORIA FIRE & CASUALTY CO	7/11/1983	7/1/1996	03, 05	0	0
VIGILANT INS CO	7/17/1939	9/9/1953	02, 03, 04, 06, 07	5,100,249	602,891
VIKING INS CO OF WISCONSIN	8/10/1971	10/11/1977	02, 05	9,954,316	5,803,087
VIRGINIA SURETY CO, INC.	1/7/1982	6/30/1982	02, 03, 04, 06, 07	490,771	102,772
VISION SERVICE PLAN INS CO	6/1/1987	11/15/1991	02	0	0
VOYAGER PROPERTY AND CASUALTY INS CO	3/9/1978	10/23/1995	03, 04, 05	3,011,498	1,368,241
WARNER INS CO	6/28/1985	11/28/1986	05	0	0
WASHINGTON CASUALTY CO	6/21/1990	12/19/1994	03, 04, 05	63,827	159,025
WASHINGTON INTERNATIONAL INS CO	2/2/1976	1/17/1991	02, 03, 04, 06, 07	29,336	3,192
WAUSAU BUSINESS INS CO	12/27/1907	11/2/1992	03, 04, 06, 07	515,492	446,622
WAUSAU UNDERWRITERS INS CO	9/27/1979	12/31/1979	02, 03, 04, 06, 07	2,316,401	1,582,689
WESCO INS CO	12/12/1962	8/16/1988	02, 03, 04, 05	214,812	42,427
WEST AMERICAN INS CO	9/6/1991	1/18/1996	03, 04, 06, 07	3,117,520	1,553,556
WESTCHESTER FIRE INS CO	3/14/1837	5/13/1901	02, 03, 04, 06, 07	1,192,074	513,500
WESTERN AGRICULTURAL INS CO	10/15/1971	8/22/1980	02, 03, 04, 05, 07	48,013	44,966
WESTERN COMMUNITY INS CO	4/4/1980	8/18/1980	02, 03, 04, 06, 07	40,349,838	22,686,667
WESTERN DIVERSIFIED CASUALTY INS CO	7/23/1969	12/15/1969	03, 04, 05, 07	(241)	17,597
WESTERN GENERAL INS CO	8/11/1971	9/8/2004	03, 05	0	0
WESTERN INS CO	2/4/1994	7/15/2005	07	432,377	40,534
WESTERN NATIONAL ASSURANCE CO	6/28/1957	10/15/1957	02, 03, 04, 06, 07	0	0
WESTERN PROFESSIONAL INS CO	5/8/1998	6/15/2001	03, 04, 05	0	0
WESTERN PROTECTORS INS CO	5/27/1987	12/6/1994	03, 05	1,054,205	493,687
WESTERN SURETY CO	7/16/1900	8/27/1958	05, 07	2,653,322	303,624
WESTERN UNITED INS CO	6/23/1987	8/7/2002	03, 05	2,810,228	1,725,059
WESTFIELD INS CO	7/12/1929	4/24/1969	03, 04, 05, 07	4,792,705	846,829
WESTPORT INS CORP	7/1/1977	12/12/1977	02, 03, 04, 06, 07, 99	1,263,562	(498,839)
WILLIAMSBURG NATIONAL INS CO	9/18/1986	5/1/1998	03, 04, 06, 07	0	0
WILSHIRE INS CO	9/6/1985	7/7/1987	02, 03, 04, 05, 07	2,369,089	1,528,871
WORK FIRST CASUALTY CO	2/19/1936	9/15/1987	03, 04, 06	0	0

Idaho Business
Property and Casualty Insurers - Active 12/31/06

COMPANY NAME	INCORPORATION DATE	LICENSED DATE	LINES OF BUSINESS	IDAHO PREMIUMS WRITTEN	LOSSES INCURRED
WORKERS COMPENSATION EXCHANGE	8/1/1918	1/1/1919	06	4,851,773	4,802,706
WORKMEN'S AUTO INS CO	8/1/1949	6/10/1981	03, 05, 07	462,636	302,670
XL CAPITAL ASSURANCE INC.	7/25/1991	11/5/1992	07	81,828	0
XL INS AMERICA, INC.	11/10/1945	10/21/1966	03, 04, 06, 07	358,874	421,241
XL REINS AMERICA INC.	5/6/1929	7/25/1938	03, 04, 05, 07	0	0
XL SPECIALTY INS CO	11/14/1979	10/19/1995	03, 04, 06, 07	7,701,643	4,149,839
YORK INS CO	8/3/1955	5/14/1973	03, 04, 05	0	(27,547)
YOSEMITE INS CO	1/16/1964	1/10/1967	03, 04, 05, 07	361,940	19,616
ZALE INDEMNITY CO	6/13/1973	1/18/2006	02, 03, 04, 05	0	0
ZENITH INS CO	3/2/1949	6/1/1983	03, 04, 06, 07	176,639	75,256
ZURICH AMERICAN INS CO	6/3/1998	12/31/1998	02, 03, 04, 06, 07	11,965,426	8,044,163
ZURICH AMERICAN INS CO OF ILLINOIS	10/11/1973	6/27/1985	03, 04, 06, 07	244,267	361,951

Lines of Business Key

- 01 - LIFE
- 02 - DISABILITY (EXCLUDING MANAGED CARE)
- 03 - PROPERTY
- 04 - MARINE & TRANSPORTATION
- 05 - CASUALTY (EXCLUDING WORKERS' COMPENSATION)
- 06 - CASUALTY (INCLUDING WORKERS' COMPENSATION)
- 07 - SURETY
- 08 - TITLE
- 09 - MORTGAGE GUARANTY
- 10 - WORKERS' COMPENSATION ONLY
- 21 - VARIABLE
- 23 - DISABILITY (INCLUDING MANAGED CARE)
- 24 - MANAGED CARE ONLY
- 99 - OTHER