

# **Idaho**

## **Department of Insurance**

### **2010 Annual Report**



**For Year Ending December 31, 2010**

**C.L. "Butch" Otter**  
**Governor**

**William W. Deal**  
**Director**

*State of Idaho*  
**DEPARTMENT OF INSURANCE**

C.L. "BUTCH" OTTER  
Governor

700 West State Street, 3rd Floor  
P. O. Box 83720  
Boise, Idaho 83720-0043  
Phone (208)334-4250  
FAX # (208)334-4398

WILLIAM W. DEAL  
Director

November 15, 2011

Honorable C. L. "Butch" Otter  
Governor, State of Idaho  
Statehouse  
Boise, ID 83720

Dear Governor Otter:

As Director of the Department of Insurance, I am pleased to submit to you the Idaho Department of Insurance Annual Report for the calendar year 2010, as required by Section 41-216, Idaho Code. The statistics in this report are compiled from the December 31, 2010, annual statements filed with the department by insurance companies licensed in Idaho.

By fairly enforcing the insurance laws of Idaho, the Department of Insurance continues a long tradition of protecting consumers while providing a competitive environment for companies doing business in our state. I wish to acknowledge and thank the department's knowledgeable, dedicated and professional staff who provide superior service for the citizens of Idaho.

Thank you, Governor, for your continued support of our department.

Respectfully submitted,

A handwritten signature in dark ink, appearing to read "William W. Deal", written in a cursive style.

William W. Deal  
Director

# *Table of Contents*

<b>Administration .....</b>	<b>1</b>
Department Main and Regional Office Addresses and Phone Numbers.....	1
Department of Insurance Directors.....	2
Organizational Chart.....	3
Summary of Administrative Actions .....	4
Litigation Pending .....	4
Summary of Legislative Changes Enacted in 2010.....	5
Rules Adopted .....	6
Bulletins Issued .....	6
Idaho Immunization Assessment Board .....	7
Department Fund Sources .....	8
Department Fund Applications .....	9
Schedule of Receipts and Disbursements.....	10
 <b>Consumer Services .....</b>	 <b>15</b>
Consumer Affairs .....	15
Producer Licensing.....	16
Continuing Education .....	16
SHIBA Program .....	17
 <b>Investigations .....</b>	 <b>19</b>
 <b>State Fire Marshal.....</b>	 <b>21</b>
 <b>Company Activities .....</b>	 <b>22</b>
Company Examinations and Admissions .....	23
Market Analysis .....	27
Summary of Premium Tax Collection .....	28
Rates and Forms .....	32
 <b>Summary of Annual Statements .....</b>	 <b>35</b>
Idaho Experience and Market Share of Top 20 Stock and Mutual Companies by Line of Business - 2010 .....	37
Summary of Financial Condition as of December 31, 2010 .....	64
Summary of Business in Idaho for Calendar Year 2010.....	97

# *Administration*

## *Department of Insurance Mission Statement*

*The mission of the  
Department of Insurance is  
to equitably, effectively and  
efficiently administer the  
Idaho Insurance Code and the  
International Fire Code.*

### **Main Office:**

700 W. State Street  
P. O. Box 83720  
Boise, ID 83720-0043  
Phone: 208-334-4250  
Fax Numbers:  
DOI: 208-334-4398  
SHIBA: 208-334-4389  
Fire Marshal: 208-334-4375

### **Regional Offices:**

SHIBA Regional Office  
1445 Filmore, Suite 1104  
Twin Falls, ID 83301  
1-800-488-5731 (208-736-4713)  
Fax: 208-736-4714

Fire Marshal Regional Office  
1820 E. 17th Street, Suite 220  
Idaho Falls, ID 83404  
Fire Prevention: 208-525-7022  
Fax: 208-525-7066  
Fire Investigation: 208-525-7209

Consumer Affairs/SHIBA Regional Office  
353 North 4th, Suite 200  
Pocatello, ID 83201  
Consumer Affairs: 208-236-6411  
SHIBA: 1-800-488-5764 (208-236-6044)  
Investigations: 208-236-6390  
Fax: 208-236-6351

Fire Marshal Regional Office  
Moscow, ID 83843  
Fire Prevention/Investigation: 208-882-2368  
Fax: 208-882-5419

Consumer Affairs/SHIBA/Fire Marshal Regional Office  
2005 Ironwood Parkway, Suite 143  
Coeur d'Alene, ID 83814  
Consumer Affairs: 208-666-6850  
Fire Marshal (Investigation): 208-769-1447  
SHIBA: 1-800-488-5725 (208-666-6847)  
Investigations: 208-666-4056  
Fax: 208-666-6767

Consumer Assistance/Producer Helpline  
1-800-721-3272

Senior Health Insurance (SHIBA) Helpline  
1-800-247-4422

Arson Reporting Hotline  
1-877-752-7766

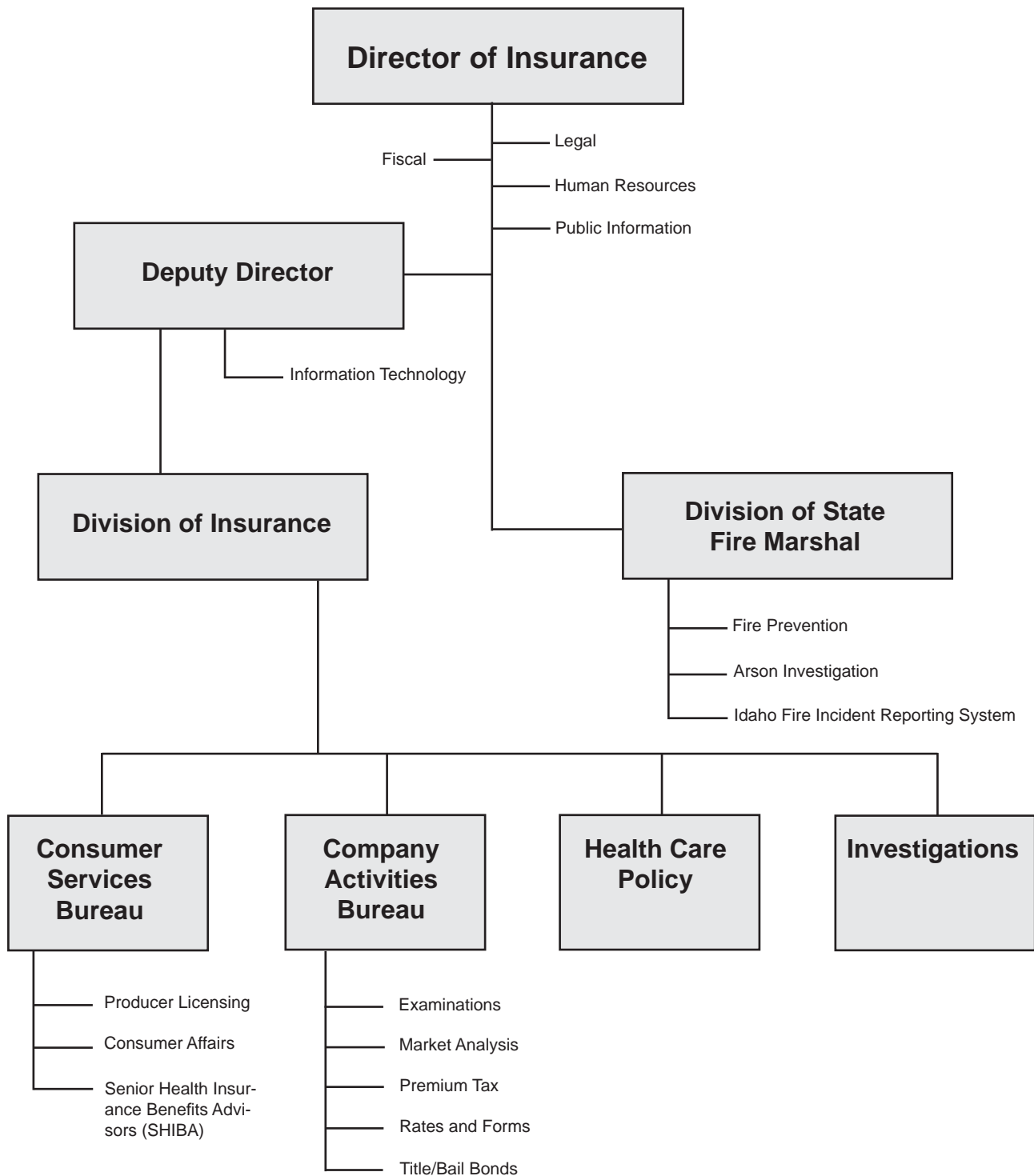
Fraud Reporting Hotline  
1-866-939-7226

**Website:** <http://www.doi.idaho.gov>

## *Department of Insurance Directors*

Director	Term of Office
Lucius C. Rice .....	1900
P. M. Davis.....	1901-1902
John H. Myer .....	1903-1904
Edward L. Ligget.....	1904-1905
C. D. Goaslind .....	1906-1909
I. C. Hattabaugh .....	1910-1911
E. F. Van Valkenburg .....	1912-1913
George F. Steele.....	1914-1916
W. R. Hyatt .....	1917-1918
Howard J. Brace .....	1919-1922
D. C. Neifert.....	1923-1929
W. H. Bakes.....	1930-1937
T. M. Walrath .....	1938-1940
Joel Jenifer .....	1941-1942
Howard Cullimore .....	1943-1944
Edward B. McMonigle.....	1945-1947
James Hubbard .....	1948-1950
Leo O'Connell.....	1951-1967
John R. Blaine .....	1967-1972
Robert Hay .....	1972-1973
Monroe C. Gollaher .....	1974-1980
Trent M. Woods .....	1980-1984
Wayne L. Soward .....	1984-1987
Anthony J. Fagiano.....	1987-1991
George J. Neumayer .....	1991
Harry C. Walrath.....	1991-1994
James M. Alcorn .....	1994-1995
John Michael Brassey .....	1995
James M. Alcorn .....	1995-1998
Mary L. Hartung.....	1998-2004
Gary L. Smith.....	2004-2006
Shad Priest .....	2006
William W. Deal .....	2007

## Organizational Chart



*The Department of Insurance is an  
Equal Opportunity Employer*

## *Summary of Administrative Actions*

### **Producers**

Licenses Suspended	0
Licenses Revoked	24
Licenses Denied	39
Orders with Administrative Penalties	5
Orders - Other	2

### **Insurers**

Certificate of Authority Suspended	21
Certificate of Authority Revoked	2
Orders Approving Non-Renewal	8
Worker's Compensation Rate Deviation	17
Market Conduct	9
Orders with Administrative Penalties	4
Orders – Other	14

### **Others** (*fire sprinkler contractors, title insurance agents, TPAs, etc.*)

Licenses Revoked	1
Market Conduct	0
Orders with Administrative Penalties	2
Orders – Other	1

## *Litigation Pending*

### **Domestic Receiverships**

In the Matter of the Liquidation of Old Standard Life Insurance Co., Case No. CV OC 0401574D

In the Matter of the Liquidation of Universe Life Insurance Company, Case No. CV OC 9601126D

In the Matter of the Liquidation of Twin Falls Mutual Insurance Company, Case No. CV OC 0501668D

### **Ancillary Receiverships**

State of Idaho, Department of Insurance v. Mission Insurance Company Trust, Case No. 88616

State of Idaho v. Commercial Compensation Casualty Company, Case No. OC 03 03337D

In the Matter of the Ancillary Liquidation of Wasatch Crest Mutual Insurance Company, Case No. CV OT 0810442

### **Actions in Idaho State Court**

Two Jinn, Inc., v. Idaho Department of Insurance, Case No. CV OC 2010-17486

### **Actions in U.S. District Court, District of Idaho**

Christine M. Marceau v. State of Idaho, Department of Insurance, Case No. CV 09 514 S EJL

## *Summary of Legislative Changes Enacted in 2010 Impacting the Department of Insurance or the Insurance Industry*

### **Department of Insurance Legislation**

The following insurance-related bills were enacted into law and took effect July 1, 2010, unless otherwise noted. Bill numbers in **bold** are legislative changes proposed by the Department of Insurance.

House Bill 424 - Repeals Idaho Code Section 41-1830, which makes life insurance proceeds the separate property of a married woman. Last year, the Idaho Supreme Court ruled this old code section to be unconstitutional because it did not extend similar protections to men.

House Bill 430 - Replaces Idaho's existing law governing third party administrators (TPAs) with a model adopted by the National Association of Insurance Commissioners. The new law will provide for reciprocal licensing for TPAs from states that have also adopted the model law. It also requires registration, but not licensing, of persons that administer health plans not subject to regulation by the state (generally, single employer self-funded health plans). The changes are to Chapter 9 of Title 41, Idaho Code, and took effect February 1, 2010.

House Bill 431 - Clarifies that financial reports filed with the department by self-funded health plans subject to regulation under Chapters 40 and 41 of Title 41, Idaho Code, are records open to inspection by the public. It also makes examination reports relating to title agents records open to inspection by the public. The changes are to Chapters 27, 40 and 41 of Title 41, Idaho Code, and took effect July 1, 2010

### **Other Insurance-Related Legislation for 2010:**

H391a - Idaho Health Freedom Act – Prohibits state officials and employees from enforcing any penalty for failure to purchase health insurance.

H432 - Creates a board with the power to assess insurance carriers and administrators to fund the purchase of vaccines for Idaho children.

H462 - Amends surplus lines law to remove requirement that notice regarding lack of guaranty association coverage be printed in red ink.

H477 - Amends Idaho Code § 41-2653 to allow the Director of the Department of Insurance to waive risk to capital requirements for mortgage guaranty insurers when certain requirements are met.

H529 - Prohibits insurance carriers from setting dental provider rates for noncontracted services. Applies to contracts issued after January 1, 2011.

H593a - Amends Idaho Code § 41-1839 to allow an award of attorney fees in arbitration proceedings involving disputed insurance claims.

S1327 - Adopts NAIC disclosure requirements for annuity sales.

S1357 - Requires that motor vehicle service contract providers use insurers that meet certain minimum financial requirements, prohibits deceptive practices by service contract providers and adds civil and criminal penalties enforceable by county prosecutors or the Attorney General.

S1371 - Clarifies that Department of Insurance Director has exclusive authority to license bail agents subject to the authority of the Idaho Supreme Court to regulate the procedural aspect of bail transactions.



## *Rules Adopted*

<b><u>Rule No.</u></b>	<b><u>Name</u></b>
Rule 13 IDAPA 18.01.13	Life Settlements Effective 3/2010
Rule 44 IDAPA 18.01.44	Schedule of Fees, Licenses and Miscellaneous Charges Effective 3/2010
Rule 53 IDAPA 18.01.53	Continuing Education Effective 3/2010
Rule 54 IDAPA 18.01.54	Rule to Implement the NAIC Medicare Supplement Insurance Minimum Standards Model Act Effective 3/2010
Rule 55 IDAPA 18.01.55	Individual Health Insurance Availability Act Plan Design Effective 3/2010

## *Bulletins Issued*

<b><u>Bulletin No.</u></b>	<b><u>Subject</u></b>
10-07	Rate of Interest on Deferred Payment of Cash Surrendered Benefits, Effective July 1, 2010 July 1, 2010 (Rescinds Bulletin 09-07)
10-06	Senate Bill 1327: Annuity Sales to Consumers - Disclosures May 8, 2010
10-05	Rate Pools for 2010 Medicare Supplement Plans May 6, 2010
10-04	Use of Revised Accounting Practices and Procedures Manual of the NAIC April 2, 2010
10-03	Small Employer Universal Application March 22, 2010
10-02	Filing of Group Contracts with Negotiated Terms March 22, 2010
10-01	Producer and Carrier Marketing of Medicare Advantage and Prescription Drug Plan January 26, 2010

## *Idaho Immunization Assessment Board*

The 2010 Idaho Legislature adopted Title 41, Chapter 60, Immunization Assessment. The Idaho Immunization Assessment funds vaccines for insured children provided by the Idaho Immunization Program of the Idaho Department of Health and Welfare.

Under this program, the Idaho Department of Health and Welfare is able to purchase vaccines for insured children at significant discounts. In addition, the program facilitates immunization of children by enabling physicians and other health care professionals in Idaho to obtain most or all of their childhood vaccine supply from the Idaho Department of Health and Welfare as a single source.

The legislation also created the independent Idaho Immunization Assessment Board to assess mandatory fees from all carriers covering children in the state of Idaho to fund this program.

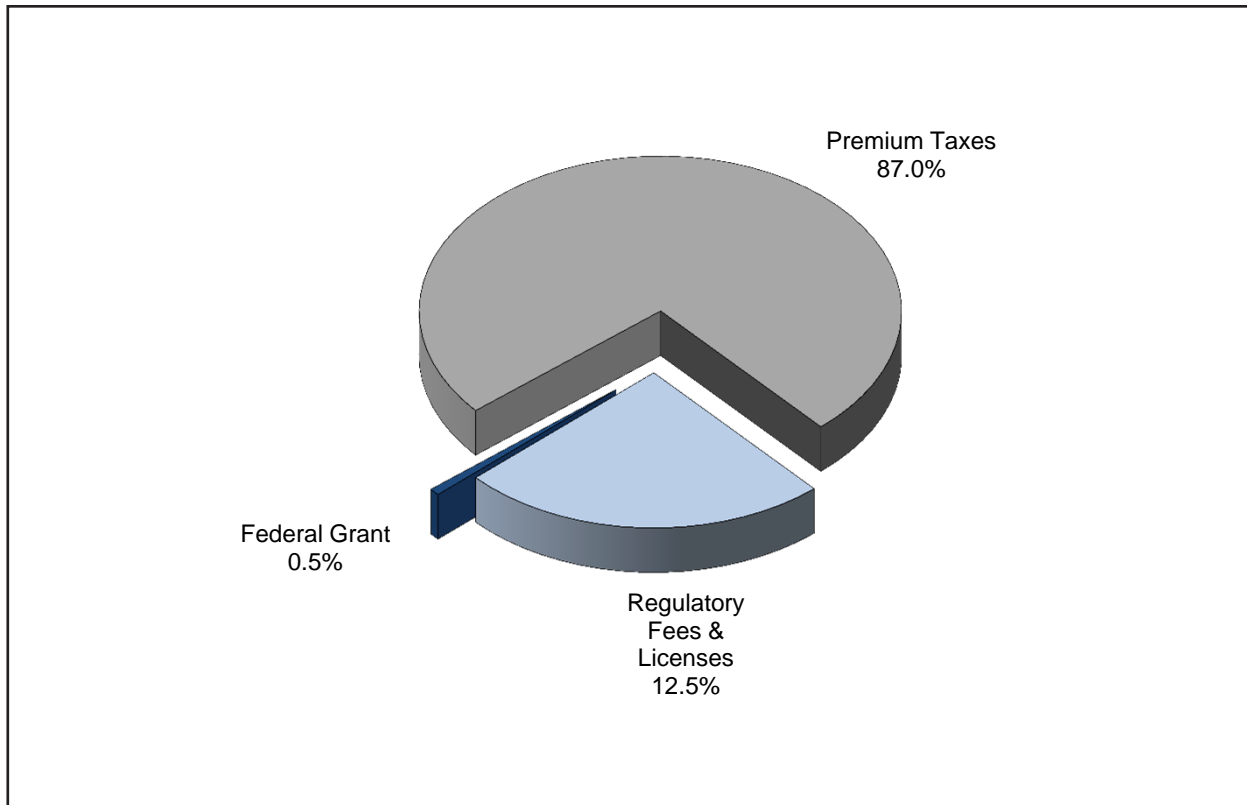
Under the Plan of Operation, carriers report to the Idaho Department of Insurance the numbers of program-eligible children they cover as of January 31 of each year on or before February 28 of that year. The annual assessment fee notice is sent to all carriers no later than March 31 with a due date of May 31. If the billing is greater than \$50,000, the carrier may request a quarterly installment plan.

The 2011 assessment per program-eligible child is \$58.18.

### **Highlights for Year 2010**

◆ Total carriers surveyed	196
◆ Total assessments collected	\$10,044,887

**Department Fund Sources\***  
**For the Fiscal Year Ended June 30, 2011**

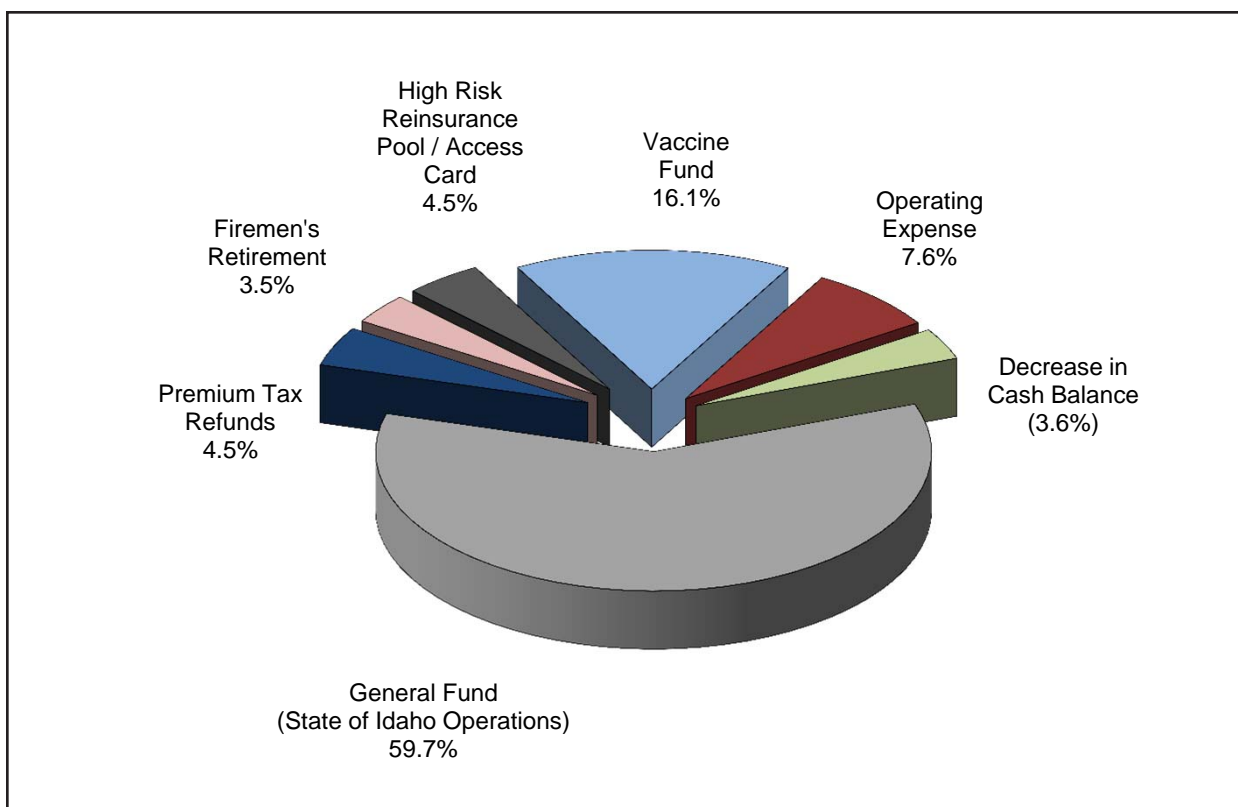


Premium Taxes, Fines & Penalties	\$ 64,982,584
Regulatory Fees & Licenses & Interest	21,581,883
Federal Grant	616,301
Total	<u>\$ 87,180,767</u>

Department receipts totaled almost \$87.2 million in FY11. Taxes on insurance premiums constituted the largest portion (74.5%) of these receipts, amounting to \$65.0 million. Regulatory fees and licenses of \$21.6 million and federal grant funds of \$.6 million accounted for the remainder of the FY11 receipts. Although premium taxes represent the department's largest single source of receipts, these dollars are not utilized to finance department operations. The majority of premium tax proceeds are distributed to the General Fund to finance other state programs. The balance of the premium tax proceeds are distributed to the Premium Tax Refund Fund, the Firemen's Retirement Program, the High Risk Reinsurance Pool and the Access Card Program.

\*Includes the following funds: Insurance Administrative Account; Arson, Fire and Fraud Prevention Account; Idaho Immunization Dedicated Vaccine Fund; Insurance Insolvency Account; Cigarette Propensity Enforcement Fund and Federal Grant Fund.

**Department Fund Applications\***  
**For the Fiscal Year Ended June 30, 2011**



General Fund	\$	52,052,600
Premium Tax Refunds		3,959,258
Firemen's Retirement (PERSI)		3,052,326
High Risk Reinsurance Pool/Access Card Program		3,899,658
Immunization Dedicated Vaccine Fund		14,068,066
Department Operating Expenses		6,616,301
Decrease in Cash Balance to General Fund		3,161,430
Total	\$	<u>86,809,639</u>

In FY11, distributions to the General Fund totaled more than \$55.2 million, while distributions to the Premium Tax Refund Fund, Firemen's Retirement Program, High Risk Reinsurance Pool/Access Program and the Idaho Immunization Dedicated Vaccine Fund were \$4.0 million, \$3.1 million, \$3.9 million and \$14.1 million, respectively. The department's operations are funded by regulatory fees, licenses and other miscellaneous revenue sources. In FY11, the department expended \$6.6 million, or 7.6% of its total receipts, to fund department program operations.

\*Includes the following funds: Insurance Administrative Account; Arson, Fire and Fraud Prevention Account; Idaho Immunization Dedicated Vaccine Fund; and the Federal Grant Fund.

# *Schedule of Receipts and Disbursements*

*For the Fiscal Year Ended June 30, 2011*

<i>Insurance Administrative Fund</i>		
<b>Free Fund Balance, July 1, 2010</b>	\$	8,593,197
Encumbrances as of July 1, 2010		<u>37,608</u>
<b>Total Free Fund Balance, July 1, 2010</b>	\$	8,630,805
<b>Receipts:</b>		
Premium Taxes	\$	64,794,620
Licenses, Permits and Fees		6,855,389
Fines & Penalties		187,964
Other Revenue		<u>7,969</u>
<b>Total Receipts</b>		<u>71,845,942</u>
<b>Total Cash Available</b>		<u>80,476,747</u>
<b>Disbursements:</b>		
Personnel Costs	\$	3,376,127
Communication Services		92,979
Employee Development		33,303
Other Services (Clerical)		37,863
Professional Services		1,190,034
Repairs & Maintenance		40,929
Administrative Services		10,118
Data Processing Services		4,236
Employee Travel Costs		44,548
Supplies		103,545
Insurance		1,599
Rental & Operating Leases		245,686
Misc Expend (Investigative; Governmental Overhead)		53,839
Capital Outlay		<u>94,200</u>
<b>Total Disbursements</b>		(5,329,006)
<b>Prior Period Expenditures as of June 30, 2011</b>		(37,583)
<b>Encumbrances as of June 30, 2011</b>		-
<b>Transfers Out:</b>		
General Fund	\$	52,052,600
Insurance Refund Fund		5,978,000
Firemen's Retirement (PERSI)		3,052,326
Insurance Insolvency Fund		-
High Risk Reinsurance Pool		3,199,829
Dept of Health & Welfare Access Card Program		699,829
Excess Cash on July 1st to General Fund		<u>1,142,687</u>
<b>Total Transfers Out</b>		<u>(66,125,271)</u>
<b>Free Fund Balance, June 30, 2011</b>	\$	<u><u>8,984,886</u></u>

***Schedule of Receipts and Disbursements***  
***For the Fiscal Year Ended June 30, 2011***

***Arson, Fire and Fraud Prevention Fund***

<b>Free Fund Balance, July 1, 2010</b>	\$	1,627,557	
Encumbrances as of July 1, 2010		<u>-</u>	
<b>Total Free Fund Balance, July 1, 2010</b>			\$ 1,627,557
<b>Receipts:</b>			
Licenses, Permits and Fees	\$	622,597	
Interest Income		13,861	
Other Revenue		<u></u>	
<b>Total Receipts</b>			<u>636,458</u>
<b>Total Cash Available</b>			<u>2,264,016</u>
<b>Disbursements:</b>			
Personnel Costs	\$	587,200	
Communication Services		11,668	
Employee Development		9,698	
Technical Services		60,750	
Repairs & Maintenance		8,054	
Administrative Services		4,130	
Computer Services		646	
Employee Travel Costs		8,711	
Supplies		23,548	
Insurance		292	
Rental & Operating Leases		31,311	
Miscellaneous Expenditures		4,695	
Capital Outlay		7,204	
<b>Total Disbursements</b>			<u>(757,908)</u>
<b>Prior Period Expenditures as of June 30, 2011</b>			-
<b>Encumbrances as of June 30, 2011</b>			<u>(10,500)</u>
<b>Free Fund Balance, June 30, 2011</b>			<u>\$ 1,495,608</u>

***Insurance Refund Fund***

<b>Free Fund Balance, July 1, 2010</b>	\$	40,000	
Transfers in from Insurance Administrative Fund		<u>5,978,000</u>	
<b>Total Cash Available</b>			\$ 6,018,000
<b>Disbursements:</b>			
Refunds of Premium Tax Overpayments	\$	3,959,258	
<b>Total Disbursements</b>			(3,959,258)
General Fund	\$	<u>2,018,742</u>	
<b>Total Transfers Out</b>			<u>(2,018,742)</u>
<b>Free Fund Balance, June 30, 2011</b>			<u>\$ 40,000</u>

*Schedule of Receipts and Disbursements*  
For the Fiscal Year Ended June 30, 2011

<b>Federal Grant Fund</b>		
<b>Free Fund Balance, July 1, 2010</b>	\$ 8,437	
Encumbrances as of July 1, 2010	<u>-</u>	
<b>Total Free Fund Balance, July 1, 2010</b>		\$ 8,437
<b>Receipts:</b>		
Federal Grants	\$ 616,301	
<b>Total Receipts</b>	<u>616,301</u>	616,301
<b>Advances Received</b>		<u>-</u>
<b>Total Cash Available</b>		624,738
<b>Transfers out to: Dept of Health and Welfare</b>		(138,784)
<b>Disbursements:</b>		
Personnel Costs	\$ 171,856	
Operating Expenses	256,827	
Sub-Grantee Payments	98,844	
Capital Outlay	1,861	
<b>Total Disbursements</b>		(529,387)
<b>Encumbrances as of June 30, 2011</b>		<u>(1,585)</u>
<b>Free Fund Balance, June 30, 2011</b>		<u><u>\$ (45,018)</u></u>

<b>Insurance Insolvency Fund</b>		
<b>Free Fund Balance, July 1, 2010</b>	\$ 100,000	
<b>Receipts</b>		46,315
<b>Transfers In (Reduction in General Fund Transfer)</b>	\$ <u>-</u>	
<b>Total Cash Available</b>		146,315
<b>Disbursements:</b>		
Personnel Cost		
Supplies		
Communication Services		
Miscellaneous Expenditures		
Professional Services	\$ 119	
Employee Travel Costs	<u>          </u>	
<b>Total Disbursements</b>		<u>\$ (119)</u>
<b>Transfers Out:</b>		
General Fund	\$ <u>46,196</u>	
<b>Total Transfers Out</b>		<u>\$ (46,196)</u>
<b>Free Fund Balance, June 30, 2011</b>		<u><u>\$ 100,000</u></u>

***Schedule of Receipts and Disbursements***  
***For the Fiscal Year Ended June 30, 2011***

<b>Liquidation Trust Fund</b>		
<b>Free Fund Balance, July 1, 2010</b>		\$ 1,317,832
<b>Receipts:</b>		
Interest & Other Investment Income	\$ 12,252	
Sale of Services, Goods & Property		
Receipts to Trust		
<b>Transfers in from: Diversified Bond Fund</b>	\$ _____	
<b>Total Receipts and Transfers-In</b>		<u>12,252</u>
<b>Total Cash Available</b>		1,330,084
<b>Disbursements:</b>		
Operating Expense	\$ 63,137	
<b>Transfers Out:</b>		
Investment Purchase - Universe Insurance		
Account Liquidation	\$ _____	
<b>Total Disbursements and Transfers Out</b>		<u>(63,137)</u>
<b>Free Fund Balance, June 30, 2011</b>		<u><u>\$ 1,266,946</u></u>

<b>Cigarette Propensity Enforcement Fund</b>		
<b>Free Fund Balance, July 1, 2010</b>		\$ 122,000
<b>Receipts</b>		
Regulatory Fees	\$ 14,000	
<b>Total Receipts</b>		<u>14,000</u>
<b>Total Cash Available</b>		136,000
<b>Disbursements:</b>		
Expenditures	\$ -	
<b>Total Disbursements</b>		<u>-</u>
<b>Free Fund Balance, June 30, 2011</b>		<u><u>\$ 136,000</u></u>



***Schedule of Receipts and Disbursements***  
***For the Fiscal Year Ended June 30, 2011***

***Idaho Immunization Dedicated Vaccine Fund***

Free Fund Balance, July 1, 2010		\$	<u>0</u>
<b>Receipts:</b>			
Regulatory Fees	\$	<u>14,068,066</u>	
<b>Total Receipts</b>			<u>14,068,066</u>
<b>Total Cash Available</b>			<u>14,068,066</u>
<b>Disbursements:</b>			
Disbursements	\$	<u>                    </u>	\$ <u>-</u>
<b>Total Disbursements</b>			<u>-</u>
<b>Transfers Out:</b>			
Health & Welfare	\$	<u>14,068,066</u>	
<b>Total Transfers Out</b>			<u>(14,068,066)</u>
<b>Free Fund Balance, June 30, 2011</b>		\$	<u><u>-</u></u>

***Idaho High Risk Individual Reinsurance Pool***

Free Fund Balance, July 1, 2010		\$	-
<b>Transfers in from Insurance Administrative Fund</b>			<u>3,199,829</u>
<b>Total Cash Available</b>			3,199,829
<b>Disbursements:</b>			
Payment to High Risk Pool	\$	<u>3,199,829</u>	
<b>Total Disbursements</b>			<u>(3,199,829)</u>
<b>Transfers Out:</b>			
Total Transfers Out		\$	<u>-</u>
<b>Free Fund Balance, June 30, 2011</b>		\$	<u><u>-</u></u>

# Consumer Services

The Consumer Services Bureau consists of three sections: Consumer Affairs, Senior Health Insurance Benefits Advisors (SHIBA) and Producer Licensing. The sections work together to protect the public's interest and to make sure all participants (companies, producers and consumers) are in compliance with the laws and rules that regulate the business of insurance in Idaho.

## Consumer Affairs

The Consumer Affairs Section is generally the department's primary contact with the public. The section assists Idaho residents in a number of ways, including analyzing consumer, company and producer complaints and problems relating to all facets of the insurance industry to determine if a violation of Idaho Code or contract provisions has occurred; providing assistance to consumers, companies, producers and legal representatives in the form of technical assistance on claims procedures, underwriting, insurance laws and rules; reviewing insurance contracts, policies and related documents to assure compliance with Idaho insurance laws and rules; conducting investigations concerning alleged violations of insurance laws, evaluating the merit of the complaint/inquiry and recommending a course of action to department staff; and providing technical expertise for the market conduct examination of domestic and foreign insurers.

The Consumer Affairs Section also provides information to consumers via the department website. Some of the information and services the Consumer Affairs Section provides online includes: answers to common insurance questions, basic information regarding insurance products, online complaint filing and summaries of complaint data.

Consumers can contact a Consumer Affairs Officer through the toll-free Consumer Assistance Helpline, by mail, fax or the Internet, or by calling or visiting any one of the department's offices around the state in Boise, Coeur d'Alene and Pocatello as listed on page 1.

### Highlights for Year 2010

• Written complaints opened	900
• Written complaints closed	893
• Walk-in inquiries from consumers	182
• Telephone inquiries from consumers	7,271
• Funds recovered for the public	\$2,992,056

## *Producer Licensing*

The Producer Licensing Section processes and reviews applications for 12 license types, examines qualifications of applicants and issues and renews licenses for nearly 77,000 producers, including residents and non-residents, entities and individuals.

The Producer Licensing Section continues to seek out new administrative efficiencies by utilizing online services through approved vendors. Since 2002 we have added applications, renewals, appointments, address changes, license copies, CE transcripts, CE downloads and more. The department currently processes 90-95% of all licensing transactions online. Because of these efficiencies our turnaround time remains 1-2 days, even with increasing numbers of licensees. The FBI fingerprinting process has become completely electronic, improving turnaround time on license issue for resident applicants and providing much greater security for our applicants.

Producer website information is continually updated to inform and improve services to the industry and public. Website navigation for producers has become a part of the department law class offerings and will be available as a webinar to achieve greater outreach.

We have initiated document imaging, and set up email correspondence from the department to create a paperless environment. This added efficiency has allowed us to provide greater customer service and greater security for our producer population, industry and the public.

The ability to extract statistical information from our resources has been enhanced, and more efforts are going into this endeavor with our vendors. Our goals remain efficiency, security and service.

## *Continuing Education*

The Continuing Education (CE) Rule IDAPA 18.01.53, modified January 1, 2004, requires resident insurance producers to obtain 24 credit hours of continuing education within each two-year licensing period, which ends at end of birth month for individuals, in compliance with the NAIC model act. At least three of the 24 hours must be obtained in insurance ethics.

Appointed members of the CE Advisory Committee meet monthly to review course applications from associations, schools and providers. This review process helps to ensure quality courses are available to Idaho producers. An increasing number of applications is received each month on National Association of Insurance Commissioners (NAIC) reciprocity forms. These courses have been approved in the vendor's home state and must be accepted in Idaho without further review. CE rules were updated in 2010 to raise standards for online courses. The section is expanding the presentation methods available for courses to include correspondence, Internet, seminar, teleconference, traditional classroom and webcast to reach the largest producer population in a convenient format.

Resident producers carrying life, health, personal lines, property or casualty lines along with bail agents and public adjusters are required to comply with the CE rules. Non-resident and limited lines producers and independent adjusters are exempt.

### **Highlights for Year 2010**

◆ License applications received	16,609
◆ Licenses added	15,611
◆ Total licensees by 1/1/2011	76,912
◆ CE courses added	1,072

## *SHIBA Program*

### *(Senior Health Insurance Benefits Advisors)*

The Senior Health Insurance Benefits Advisors (SHIBA) Program provides free information, counseling and assistance programs for Medicare beneficiaries who have questions about or problems with health insurance issues such as Medicare, Medicare supplement insurance, Medicare health plans and long-term care insurance.

The SHIBA staff, advocates and volunteer counselors focus on educating Medicare beneficiaries and senior service providers about rights and protections for people with Medicare, Medicare program updates, coordination of benefits, understanding Medigap, Medicare health plan options and long-term care issues. In 2010 SHIBA assisted thousands of Medicare beneficiaries through statewide presentations, disseminated information at senior centers and to service providers and various community groups, attended conferences and health fairs and provided one-on-one counseling sessions.

Continuing issues impacting Medicare consumers include private fee-for-service plans, how to choose a prescription drug plan and ongoing changes to the Medicare program. SHIBA staff continues to reach out to people with Medicare and their caregivers on these important healthcare issues.

#### **Highlights for Year 2010**

♦ Volunteer counseling hours	9,371
♦ One-on-one contacts in person	9,231
♦ People reached through community, educational and media presentations	197,954
♦ Calls for the year	13,042

# Investigations

The mission of the Investigations Section is two-fold: first, to protect Idaho's insurance consumers from dishonest individuals conducting the business of insurance and, second, to investigate allegations of individuals filing fraudulent insurance claims against insurance companies.

Whatever its form, insurance fraud is a crime that impacts everyone by increasing the cost of insurance premiums and related goods and services. When allowed to go unchecked, it has been demonstrated that insurance fraud has been demonstrated to have a severe negative effect on the economy as a whole.

The section conducts criminal and administrative investigations throughout the state and, in doing so works closely with the public, the insurance industry and law enforcement. The Investigations Section not only investigates and refers cases for criminal and administrative legal action, but also serves as an education resource to the insurance industry and law enforcement in preventing and recognizing insurance fraud. The section also educates the public on the dangers of insurance fraud through media presentations and the distribution of brochures and pamphlets.

The Investigations Section has two Special Prosecutors for insurance crime in the Insurance and Arson Crime Prosecutions Task Force, which is a partnership between the Idaho Department of Insurance, the State Fire Marshal and the Office of the Idaho Attorney General.

The Department of Insurance organized and oversees the Idaho Fraud Awareness Coalition, which is made up of industry members, community organizations, law enforcement and government agencies united to educate the citizens of Idaho about the cost, consequences and impact of fraud. Members support the Coalition through financial and other contributions. Annually, the Coalition offers a scholarship program to Idaho high school seniors who research and write essays about the cost and impact of fraud in Idaho. Coalition members take the message about fraud statewide through a variety of outreach opportunities including civic and faith-based organizations, business meetings, community gatherings, professional associations and senior centers. In 2011, the Coalition unveiled a new website, [www.fightfraudidaho.com](http://www.fightfraudidaho.com), with fraud facts, news items concerning the latest fraud trends, and resources and information about fraud prevention and reporting.

The Investigations Section is dedicated to detecting, preventing, neutralizing and eliminating insurance fraud and ensuring the State of Idaho protects all those affected by these costly white collar crimes.

## Highlights for Year 2010

◆ Opened cases	292
◆ Closed cases	245
◆ Referred cases for criminal and administrative action	24
◆ Criminal convictions obtained	14



# State Fire Marshal

The staff of the State Fire Marshal's Office works with fire departments across the state. They provide assistance with fire code interpretation, application and enforcement. They are also responsible for reviewing plans for all state-owned or maintained buildings for compliance with fire and life safety codes. If requested by local fire departments, the staff can also assist with local building plan reviews and inspections. The staff conducts training sessions on the adopted fire code, incident reporting procedures and fire investigations.

The State Fire Marshal has the statutory responsibility of being the chief arson investigation officer for the state of Idaho. He and his six deputies work with local authorities when requested on the investigation of fires and explosions in Idaho.

The State Fire Marshal's Office licenses the fire sprinkler contractors who work in Idaho, trains and certifies state fire code officials and licenses persons and businesses that import or wholesale fireworks in Idaho. The office maintains a recordkeeping system that includes data submitted from fire agencies that cover approximately 95% of the population of Idaho. They are committed to FIGHTING FIRE WITH FACTS.

## *Mission Statement*

*The State Fire Marshal's Office participates in and coordinates an integrated statewide system designed to protect human life from fire and explosions through fire prevention and the investigation of fires. The program involves fire prevention activities, fire/arson investigations and the operation of various statistical systems, including the Idaho Fire Incident Reporting System (IFIRS).*

## Highlights for Year 2010

◆ Total fires reported in Idaho	6,016
◆ Number of residential fires	979
◆ Total estimated dollar loss reported	\$44 million
◆ Civilian fatalities reported	17
◆ Firefighter fatalities	0

Idaho Code Section 41-254 requires that the state fire marshal make an annual report to the governor and the legislature by the 15th of July each year. The detailed annual report can be found at the State Fire Marshal website ([www.doi.idaho.gov/sfm/firemars.aspx](http://www.doi.idaho.gov/sfm/firemars.aspx)).





# Company Activities

The Company Activities Bureau consists of four sections: Examinations, Premium Tax, Rates and Forms, and Market Analysis. Although each section has a separate function, all work in close association on some issues.

## Examinations

The Examinations Section monitors the financial condition of all insurance entities conducting business in the state of Idaho to ensure that each complies with Idaho law and that the financial obligations of the company to its policyholders will be met. Regulated insurance entities include domestic and foreign stock and mutual insurers, fraternal benefit societies, managed care organizations (MCOs), self-funded health-care plans, risk retention and purchasing groups, and rating organizations. Additionally, the Examinations Section includes a Senior Financial Examiner who regulates the title industry in Idaho.

Major functions of this section include:

- Initial licensing or authorization of insurers to transact business in the state via the granting of a certificate of authority. The admission process is completed in an effective and timely manner in order to admit financially sound insurers and other related entities that will offer quality insurance products and services to Idaho residents.
- Financial analysis and review of company financial reports to determine the company's compliance with all Idaho Code requirements, financial solvency and ability to meet its contractual obligations to policyholders. This area reviews annual statements, quarterly statements, audited financial statements and other filings made by an insurer. The section focuses primarily on the solvency of Idaho domestic insurers but also monitors foreign companies licensed in Idaho and performs reviews of foreign companies on an as-needed basis.
- Examination of the financial and market conduct condition of Idaho domestic insurers to ensure that they are operating in accordance with Idaho insurance laws and rules and the Statutory Accounting Practices and Procedures Manual. Examinations are prescribed by law to be conducted at least every five years but may be undertaken more frequently if the director deems necessary.
- Regulation of all aspects of title agencies operating in Idaho. This includes title agent licensing, contract examiner oversight, routine examinations of title agent operations and title plants, review of three-year escrow audits, handling consumer and industry complaints, enforcing compliance with Idaho Code and IDAPA rules, reviewing escrow rate filings and reviewing insurer title insurance rates and forms as required.

# Company Examinations and Admissions

## Companies Admitted/Listed/Registered in 2010

<u>License#</u>	<u>Company Name/Type</u>	<u>Domicile State</u>
-----------------	--------------------------	-----------------------

### Charitable Gift Annuities

4016	American Diabetes Association	OH
4025	American Humanist Association Humanist Foundation	DC
4011	Bryan College	TN
4034	Comerica Legacy Foundation	CA
4005	Compassion International, Inc.	CO
4046	Great Commission Foundation of Campus Crusade for Christ	FL
4013	Grove City College	PA
4028	Guideposts A Church Corporation	NY
4051	Kalamazoo College	MI
4050	Medecins Sans Frontieres/Doctors Without Borders USA, Inc.	NY
4040	Public Citizen Foundation	DC
4010	Ronald Reagan Presidential Foundation	CA
4012	Watchtower Bible and Tract Society of Florida, Inc.	FL
4022	Whitworth Foundation	WA

### Life/Health

4024	Healthspring Life & Health Insurance Company, Inc.	TX
------	--	----

### Property/Casualty

4037	Argonaut Great Central Insurance Company	IL
4014	Axis Specialty Insurance Company	CT
4044	Dakota Truck Underwriters	SD
4039	Employers Preferred Insurance Company	FL
4008	Essent Guaranty Inc.	PA
4043	First Dakota Indemnity Company	SD
4036	Middlesex Insurance Company	WI
4035	Sentruity Casualty Company	TX
4038	Verlan Fire Insurance Company	NH

### Purchasing Groups

4027	Allied Healthcare Providers Association RPG	IL
4047	Chirofutures Inc.	GA
4048	Construction Services Risk Purchasing Group, Inc.	IL
4021	CST Cyber Risk, LLC	AZ
4017	DT Preferred Group, LLC	MD
4007	Education Support Purchasing Group	TX
4031	Fleet Assurance Purchasing Group	IL
4018	Real Estate Services Purchasing Association	IL
4023	RSDIG Risk Purchasing Group, LLC	TN

**Companies Admitted/Listed/Registered in 2010 (continued)**

<b><u>License#</u></b>	<b><u>Company Name/Type</u></b>	<b><u>Domicile State</u></b>
4006	SC Purchasing Group	IL
4042	Shahinian RPG, Inc.	DE
4020	Social Service Providers PG, Inc.	DE
4030	Trinity Health Physician Professional Liability Program, RPG	ID
4041	Truckers Benefit Risk Purchasing Group	NE
4033	Wellness and Beauty Association RPG	IL

**Risk Retention Group**

4053	Aviation Alliance Insurance Risk Retention Group, Inc.	MT
4009	Crossfit Risk Retention Group Inc.	MT
4029	New Home Warranty Insurance Company, A Risk Retention Group	DC

**Self-Funded Health Care Plan**

4052	Boise Fire & Police Trust	ID
------	---------------------------	----

**Surplus Lines**

4026	Conifer Insurance Company	MI
4019	Cumis Specialty Insurance Company, Inc.	IA
4049	International Insurance Company of Hanover Limited	UK
4015	North Light Specialty Insurance Company	IL
4045	Sparta Specialty Insurance Company	CT

**Trusted Reinsurer Only**

4032	Partner Reinsurance Company LTD	Bermuda
------	---------------------------------	---------

**Self-Funded Health Care Plan**

4052	Boise Fire & Police Trust	ID
------	---------------------------	----

**Surplus Lines**

4026	Conifer Insurance Company	MI
4019	Cumis Specialty Insurance Company, Inc.	IA
4049	International Insurance Company of Hanover Limited	UK
4015	North Light Specialty Insurance Company	IL
4045	Sparta Specialty Insurance Company	CT

**Trusted Reinsurer Only**

4032	Partner Reinsurance Company LTD	Bermuda
------	---------------------------------	---------

## **Classification of Active and Suspended Companies 2010**

### **Licensed**

County Mutual Fire	1
Fraternal Benefit Societies	14
Hospital and Professional Service Corporations	2
Hospital Liabilities Trusts	0
Life & Disability	466
Managed Care Organizations	7
Petroleum Clean Water Trusts	1
Property & Casualty	834
Title	11

### **Listed**

Accredited Reinsurers	22
Advisory Organizations	8
Charitable Gift Annuities	251
Joint Reinsurance Associations	0
Surplus Lines	180
Trusted Reinsurers	9

### **Registered**

Purchasing Groups	242
Rating Organizations	7
Risk Retention Groups	80
Self-Funded Employee Health Care Plans	14

### **Other Regulated Entities**

Guaranty Associations	2
Surplus Lines Associations	1
Total Companies Regulated	2,152

## **Companies Expired, Delisted, Revoked or Withdrawn in 2010**

### **Life/Health Companies**

Clear One Health Plans, Inc. - Withdrawn June 21, 2010  
Healthy Alliance Life Insurance Company -Withdrawn February 18, 2010  
Imerica Life and Health Insurance Company - Revocation November 8, 2010

### **Property/Casualty Companies**

Imperial Casualty and Indemnity Company - Revocation October 4, 2010  
Infinity Auto Insurance Company - Withdrawn November 19, 2010  
Infinity Standard Insurance Company - Withdrawn November 19, 2010  
Massachusetts Bay Insurance Company - Withdrawn February 4, 2010  
Northwest Physicians Insurance Company - Withdrawn October 1, 2010  
United National Casualty Insurance Company - Withdrawn November 22, 2010

### **Purchasing Groups**

Actuaries and Pension Administrators Purchasing Group - Withdrawn April 5, 2010  
Amusement Industry Operators And Owners Risk Purchasing Group, Inc.- Withdrawn April 8, 2010  
Civil Service Employees Benefit Association - Withdrawn January 8, 2010  
Custom Realty Purchasing Group Association - Withdrawn July 26, 2010  
Dri Purchasing Group, Inc. – Withdrawn March 11, 2010  
E.E. Hall Auto Dealer Umbrella Pg, Inc. - Expired March 31, 2010  
Financial Professionals Purchasing Group Association -Withdrawn February 16, 2010  
Health and Beauty Purchasing Group - Withdrawn June 11, 2010  
Managed Care Insurance Purchasing Group - Withdrawn June 17, 2010  
Medical Malpractice Coverage For Physicians - Withdrawn June 17, 2010  
National Franchise Cleaners Risk Purchasing Group, Inc. - Withdrawn January 26, 2010  
Owner-Operator Independent Drivers Association - Withdrawn December 31, 2010  
Pizza Delivery Industry Association, Inc. - Withdrawn May 25, 2010  
Real Estate Sales Professionals Program - Withdrawn April 5, 2010  
United Professional Liability Purchasing Group, Inc. - Withdrawn June 17, 2010

### **Risk Retention Groups**

Astraea Risk Retention Group, Inc. - Withdrawn January 15, 2010  
Automotive Underwriters Insurance Company, Inc. A Risk Retention Group - Withdrawn July 1, 2010  
First Automotive Insurance Risk Retention Group, Inc. - Withdrawn January 1, 2010  
Heritage Warranty Insurance Risk Retention Group, Inc. - Withdrawn December 23, 2010

### **Surplus Lines Insurers**

Inex Insurance Exchange - Delisted February 17, 2010  
Zc Specialty Insurance Company - Delisted October 1, 2010

## *Market Analysis*

Market Analysis is part of the National Association of Insurance Commissioner's (NAIC) Insurance Regulatory Modernization Action Plan. The purpose of the Market Analysis program is to develop a formal program to analyze companies based upon general market problems and companies that may be operating outside general industry norms; in other words, identify "outliers" and provide a framework of collaboration among the states regarding identification of market conduct issues and market regulation.

The formal program includes analysis of consumer complaint data and coordinated scheduling of baseline analysis including financial data, and provides technical expertise and conducts or participates in market conduct examinations of domestic and foreign insurers.

Market Analysis also:

- Oversees and coordinates the Market Conduct Annual Statement (MCAS) project. The goal of this project is to provide a uniform system of collecting market related information. MCAS promotes uniform analysis by applying consistent measurements and comparisons among companies allowing equal measurement across all companies.
- Facilitates interstate collaboration with implementation of uniform standards similar to existing financial standards with the goal of creating a regulatory system in which all states will have the confidence to rely on each other's regulatory efforts. This reliance will create a market regulatory system of greater domestic deference, thus allowing individual states to concentrate their efforts on issues of their choosing.
- Performs follow up on completed market conduct examination recommendations and identifies areas not in compliance with the Idaho Insurance Code. Market Analysis makes recommendations and referrals for possible administrative actions and assists in drafting legislation and rules.

## *Premium Tax*

Premium taxes are collected by the Department of Insurance, and deposited in the Insurance Administrative Fund #0229-10 to be distributed as follows:

- That amount as needed up to 20% for the refund account;
- A portion to the PERSI firemen's retirement account (Idaho Code Section 59-1394);
- That amount (not to exceed \$200,000 in any one year) necessary to cover administrative costs incurred by the department in placing insurance companies into receivership or supervision to the extent that such costs cannot be satisfied from the assets of the companies;
- Twenty-five percent of the premium tax exceeding \$45,000,000 to the Idaho High Risk Individual Reinsurance Pool;
- Twenty-five percent of the premium tax exceeding \$55,000,000 to the Idaho Health Insurance Access Card Fund CHIP Plan B;
- Remaining balance to the General Fund. (Idaho Code, Section 41-406)

Premium taxes collected from authorized insurers are in lieu of all other state and local taxes payable in the state of Idaho with the exception of real property tax (Idaho Code Section 41-405).

Premium tax offsets are allowed to the extent of 100% of the premium tax liability, unless otherwise indicated:

- Worker's Compensation Offset - All workers' compensation insurers must pay a 2.5% premium tax on all business written to the Idaho Industrial Commission (Idaho Code Section 72-523). Insurers are allowed to offset 1.3% of this tax against the tax liability attributed to its workers' compensation line of business to the Department of Insurance. The offset cannot be allowed against any other lines of insurance (Idaho Code Section 72-523).
- Insurance Guaranty Association Offset - Property and casualty insurers may offset their premium tax liability to the extent of 20% of the assessment for each of the five years following the year the assessment is paid. An allowable offset, or portion thereof, not used in any calendar year cannot be carried over or back to any other year. The total offsets cannot exceed the tax liability or total assessment paid. (Idaho Code Section 41-3616).
- Idaho Life & Health Guaranty Association Offset - A premium tax offset is allowed for all Class B and Class C assessments. Insurers may take any portion of the assessment as an offset in any of the five years following the year the assessment is paid. Offsets are limited to 20% of each assessment paid. An allowable offset, or portion thereof, not used in any calendar year cannot be carried over or back to any other year. The total offsets cannot exceed the tax liability or total assessment paid (Idaho Code Section 41-4314(1)).

The annual premium tax liability is based on calendar year premiums written minus dental premiums, which are taxed at .04 per subscriber per month, effective July 1, 2007. Premium taxes are prepaid in quarterly installments based on the prior year's premiums and the current year's tax rates. The installments are as follows: 60% due June 15, 20% due September 15, and 15% due December 15. The reconciliation payment is made on March 1 of the next year. (Idaho Code Section 41-402(3)).

*Summary of Premium Tax Collection  
Calendar Years 2006 through 2010  
(all figures are rounded to the nearest thousand)*

**STOCK & MUTUAL INSURERS:**

Idaho Code Sections 41-402 through 41-405

Calendar Year	Taxable Premiums	Percentage Increase of Premiums	Premium Tax	
2006	3,746,019,000	5.51%	74,681,000	
2007	3,851,678,000	2.82%	71,819,000	*
2008	3,848,930,000	-0.07%	67,005,000	*
2009	3,771,697,000	-2.01%	61,201,000	*
2010	3,765,569,000	-0.16%	56,660,000	*

5 year average: \$3,796,778,600 \$66,273,200

\* Dental taxed at .04 per subscriber contract per month.

**HOSPITAL & PROFESSIONAL SERVICE CORPORATIONS:**

Idaho Code Section 41-3427

Calendar Year	Premiums Written	Percentage Increase of Premiums Written	Subscriber Tax
2006	43,284,000	22.76%	105,000
2007	49,004,000	13.22%	116,000
2008	48,876,000	-0.26%	54,000
2009	45,333,000	-7.25%	49,000
2010	41,533,000	-8.38%	43,000

5 year average: \$45,606,000 \$73,400

**MANAGED CARE ORGANIZATIONS:**

Idaho Code Section 41-3922

Calendar Year	Premiums Written	Percentage Increase of Premiums Written	Subscriber/Premium Tax	
2006	11,843,000	129.56%	272,000	
2007	14,468,000	22.16%	306,000	**
2008	13,501,000	-6.68%	26,200	**
2009	57,741,000	327.68%	987,000	**
2010	69,095,000	19.66%	1,041,000	**

5 year average: \$33,329,600 \$526,440

\*\* Dental taxed at .04 per subscriber contract per month.



**SURPLUS LINES BROKERS:**

Idaho Code Section 41-1229

Calendar Year	Taxable Premiums	Percentage Increase of Premiums	Premium Tax	
2006	76,271,000	2.79%	2,097,000	
2007	86,311,000	13.16%	1,621,000	
2008	76,543,000	-11.32%	1,170,000	***
2009	64,258,000	-16.05%	984,000	***
2010	66,018,000	2.74%	998,000	***

5 year average: \$73,880,200 \$1,374,000

\*\*\* Tax rate changed to 1.50%.

**TITLE INSURERS:**

Idaho Code Sections 41-402 through 41-405

Calendar Year	Taxable Premiums	Percentage Increase of Premiums	Premium Tax
2006	26,249,000	11.88%	394,000
2007	21,970,000	-16.30%	330,000
2008	17,715,000	-19.37%	266,000
2009	20,981,000	18.44%	315,000
2010	22,488,000	7.18%	337,000

5 year average: \$21,880,600 \$328,400

**RISK RETENTION GROUPS:**

Idaho Code Sections 41-4805, 41-402 through 41-405

Calendar Year	Taxable Premiums	Percentage Increase of Premiums	Premium Tax
2006	8,858,000	12.55%	204,000
2007	9,192,000	3.77%	193,000
2008	8,883,000	-3.36%	169,000
2009	9,956,000	12.08%	169,000
2010	7,404,000	-25.63%	111,000

5 year average: \$8,858,600 \$169,200

*Premium Tax Rates - Calendar Years 2006 through 2010*

CALENDAR YEAR	STOCK & MUTUAL INSURERS	HOSPITAL & PROFESSIONAL SERVICE CORPORATIONS	MANAGED CARE ORGANIZATIONS	SELF-FUNDED HEALTH CARE PLANS	SURPLUS LINES BROKERS	TITLE INSURERS	RISK RETENTION GROUPS
2006	2.30% (1.42% if qualified for reduced rate)	4 cents per subscriber certificate per month	2.30% (1.42% if qualified for reduced rate)	4 cents per beneficiary per month	2.75%	1.50%	2.30% (1.42% if qualified for reduced rate)
2007	2.10% (1.44% if qualified for reduced rate) 4 cents per dental subscriber certificate per month effective 7-1-07	4 cents per subscriber certificate per month	2.10% (1.44% if qualified for reduced rate) .04 cents per dental subscriber certificate per month effective 7-1-07	4 cents per beneficiary per month	1.50%	1.50%	2.10% (1.44% if qualified for reduced rate)
2008	1.90% (1.46% if qualified for reduced rate) 4 cents per dental subscriber certificate per month effective 7-1-07	4 cents per subscriber certificate per month	1.90% (1.46% if qualified for reduced rate) .04 cents per dental subscriber certificate per month effective 7-1-07	4 cents per beneficiary per month	1.50%	1.50%	1.90% (1.46% if qualified for reduced rate)
2009	1.70% (1.48% if qualified for reduced rate) 4 cents per dental subscriber certificate per month effective 7-1-07	4 cents per subscriber certificate per month	1.70% (1.48% if qualified for reduced rate)	4 cents per beneficiary per month	1.50%	1.50%	1.70% (1.48% if qualified for reduced rate)
2010	1.50% 4 cents per dental subscriber certificate per month effective 7-1-07	4 cents per subscriber certificate per month	1.50%	4 cents per beneficiary per month	1.50%	1.50%	1.50%

## *Rates and Forms*

The Rates and Forms section accepts property, casualty, health and life policies contracts and related forms with the company certification ensuring they comply with Idaho Code and are not ambiguous, misleading or deceptive. The section accepts advertising filings for life and health and reviews rate filings for various lines of insurance which include private passenger automobile, homeowners, credit and health. The objective is ensuring that rates are not inadequate, excessive or unfairly discriminatory.

This section is primarily responsible for administering rate and form laws on a file and use basis. Idaho Code Section 41-1812 states "No basic insurance policy or annuity contract form, or application form where written application is required and is to be made a part of the policy or contract, or printed rider or endorsement form or form of renewal certificate, shall be delivered, or issued for delivery in this state, unless the form has been filed with the director." Although all major lines of insurance are monitored, the section is alert to filings involving private passenger automobile rate changes, bail bonds, certificates of assumption, company mergers, credit life and disability, life settlement, consumer credit reporting, health products, long-term care, managed care organizations, Medicare supplements, title and worker's compensation. Unless the forms are submitted and filed with the Rates and Forms Section, they may not be issued to residents of Idaho. The department receives policy and rate filings from over 1,500 companies licensed to sell products in Idaho. The department received 6,743 separate filings in 2010 via SERFF (System for Electronic Rate and Form Filing), resulting in the following total number of forms or rates for all filings submitted in 2010:

### **Highlights for Year 2010**

<b><u>Business Line</u></b>	<b><u>Forms</u></b>	<b><u>Rates</u></b>
Advertising	1,457	0
Aircraft	934	2
Annuities	1,306	1
Boiler & Machinery	66	6
Commercial Auto	1,517	113
Crime	573	44
Credit Life	8	1
Property	1,037	89
Farmowners	110	6
Fidelity/Surety	722	37
Group Health	2,303	76
General Liability	15,120	226
Group Life	257	1
Health Maintenance Organization	30	6
Homeowners	348	91
Individual Health	1,824	111
Individual Life	5,697	9
Inland Marine	1,276	53
Personal Auto	275	181
Title	216	14
Workers Compensation	530	426
Other	824	28
Life Settlement	207	0
Commercial Package	3,894	158
Medical Malpractice	429	18
Long-Term Care	248	41
Medicare Supplement	398	141



# Summary of Annual Statements

## Idaho Experience and Market Share of Top 20 Stock

<b>and Mutual Companies by Line of Business - 2010 .....</b>	<b>37</b>
Fire .....	37
Allied Lines .....	37
Multiple Peril Crop .....	38
Federal Flood .....	39
Farmowners Multiple Peril .....	39
Homeowners Multiple Peril .....	40
Commercial Multiple Peril (Non-Liability Portion) .....	41
Commercial Multiple Peril (Liability Portion) .....	41
Mortgage Guaranty .....	42
Ocean Marine .....	42
Inland Marine .....	43
Financial Guaranty .....	44
Medical Professional Liability .....	44
Earthquake .....	45
Group Accident and Health .....	45
Credit Accident and Health (Group and Individual) .....	46
Collectively Renewable Accident and Health .....	46
Non-Cancellable Accident and Health .....	46
Guaranteed Renewable Accident and Health .....	47
Non-Renewable for Stated Reasons Only .....	47
Other Accident Only .....	47
MedicareTitle XVIII Exempt from State Taxes and Fees .....	47
All Other Accident and Health .....	47
Federal Employee Health Benefits Program Premium .....	48
Workers' Compensation .....	48
Other Liability - Occurrence .....	49
Other Liability - Claims-Made .....	49
Excess Workers' Compensation .....	50
Product Liability .....	51
Private Passenger Auto No-Fault (Personal Injury Protection) .....	51
Other Private Passenger Auto Liability .....	51
Commercial Auto No-Fault (Personal Injury Protection) .....	51
Other Commercial Auto Liability .....	53
Private Passenger Auto Physical Damage .....	54
Commercial Auto Physical Damage .....	54
Aircraft .....	55

Fidelity .....	56
Surety .....	56
Burglary and Theft.....	57
Boiler and Machinery.....	58
Credit.....	58
Warranty .....	59
Accident and Health - Life, Health and Managed Care Companies.....	60
Title.....	60
Ordinary Life and Annuity .....	61
Credit Life.....	61
Group Life and Annuity.....	62
Industrial Life .....	62
<b>Summary of Financial Condition as of December 31, 2010 .....</b>	<b>64</b>
Life and Disability Insurers .....	64
Property and Casualty Insurers.....	75
Managed Care Organizations .....	94
Hospital and Professional Service Corporations.....	94
Hospital Trusts.....	94
Fraternal Benefit Societies .....	95
County Mutual Fire Companies.....	96
Title Companies .....	96
<b>Summary of Business in Idaho for Calendar Year 2010 .....</b>	<b>97</b>
Life and Health Insurers .....	97
Property and Casualty Insurers.....	109

# 2010 Business

## Fire

COMPANY NAME	DIRECT PREMIUMS WRITTEN	MARKET SHARE	DIRECT PREMIUMS EARNED	DIRECT LOSSES INCURRED	LOSS RATIO	DIRECT DEFENSE & COST CONTAINMENT EXPENSE INCURRED
AMERICAN SECURITY INS CO	3,101,590	13.1%	3,224,856	375,337	11.6%	0
FACTORY MUTUAL INS CO	2,416,052	10.2%	2,502,592	0	0.0%	0
SAFECO INS CO OF AMERICA	1,531,423	6.5%	1,482,789	777,144	52.4%	11,395
TRAVELERS INDEMNITY CO (THE)	1,296,233	5.5%	1,506,353	78,398	5.2%	6,417
MERITPLAN INS CO	1,074,377	4.5%	1,031,403	88,796	8.6%	236
AFFILIATED FM INS CO	912,621	3.9%	959,594	0	0.0%	0
LUMBERMEN'S UNDERWRITING ALLIANCE	820,927	3.5%	671,548	(996)	-0.1%	0
TRAVELERS PROPERTY CASUALTY CO OF AMERICA	641,377	2.7%	464,539	(30,384)	-6.5%	(1,607)
WESTPORT INS CORP	538,080	2.3%	511,896	(5,625)	-1.1%	(3,347)
AMERICAN MODERN HOME INS CO	507,229	2.1%	510,051	(31,507)	-6.2%	18
FOREMOST INS CO	456,311	1.9%	442,632	69,263	15.6%	301
AUTO-OWNERS INS CO	438,509	1.9%	346,142	67,836	19.6%	2,378
ALLIANZ GLOBAL RISKS US INS CO	432,610	1.8%	1,239,614	(7,675)	-0.6%	3,658
LIBERTY MUTUAL FIRE INS CO	431,858	1.8%	407,398	306,758	75.3%	15,632
NATIONAL CASUALTY CO	403,415	1.7%	408,023	7,627	1.9%	104
OREGON MUTUAL INS CO	382,350	1.6%	388,927	7,970	2.0%	0
MUTUAL OF ENUMCLAW INS CO	379,183	1.6%	404,017	44,825	11.1%	2,196
GEM STATE INS CO	368,457	1.6%	356,196	(11,740)	-3.3%	0
EMPLOYERS MUTUAL CASUALTY CO	324,949	1.4%	320,180	(3,019)	-0.9%	(76)
CINCINNATI INS CO (THE)	309,281	1.3%	287,058	13,022	4.5%	19,434
ALL OTHERS	6,907,704	28.8%	7,253,848	436,455	6.0%	(112,982)
(179)					8.8%	(56,243)
TOTAL	23,674,536	100.0%	24,719,656	2,182,485		

## Allied Lines

COMPANY NAME	DIRECT PREMIUMS WRITTEN	MARKET SHARE	DIRECT PREMIUMS EARNED	DIRECT LOSSES INCURRED	LOSS RATIO	DIRECT DEFENSE & COST CONTAINMENT EXPENSE INCURRED
FACTORY MUTUAL INS CO	4,294,327	14.0%	4,449,628	112,641	2.5%	0
FIREMAN'S FUND INS CO	3,448,421	11.3%	3,448,279	(109,694)	-3.2%	(100)
AMERICAN AGRI-BUSINESS INS CO	1,826,985	6.0%	1,826,985	2,944,467	161.2%	31,382
ACE PROPERTY AND CASUALTY INS CO	1,549,038	5.1%	1,376,940	3,264,410	237.1%	0
SAFECO INS CO OF AMERICA	1,538,000	5.0%	1,473,080	1,078,775	73.2%	27,973
TRAVELERS INDEMNITY CO (THE)	1,518,917	5.0%	1,342,388	40,511	3.0%	61,841
INSURANCE CO OF THE STATE OF PENNSYLVANIA (THE)	1,345,058	4.4%	1,345,058	4,488,079	333.7%	57,398
AMERICAN SECURITY INS CO	1,130,338	3.7%	1,105,847	405,969	36.7%	0
MERITPLAN INS CO	1,074,377	3.5%	1,031,403	21,677	2.1%	3,913
PRODUCERS AGRICULTURE INS CO	976,930	3.2%	976,318	603,579	61.8%	0
NAU COUNTRY INS CO	773,737	2.5%	771,925	703,298	91.1%	0
HUDSON INS CO	753,334	2.5%	753,334	190,445	25.3%	(2,567)
FARM BUREAU MUTUAL INS CO OF IDAHO	743,634	2.4%	743,634	546,810	73.5%	5,984
TRAVELERS PROPERTY CASUALTY CO OF AMERICA	504,871	1.6%	288,401	859,319	298.0%	24,335

NAIC Data Current as of July 1,2011

## 2010 Business

## Allied Lines (continued)

COMPANY NAME	DIRECT PREMIUMS WRITTEN	MARKET SHARE	DIRECT PREMIUMS EARNED	DIRECT LOSSES INCURRED	LOSS RATIO	DIRECT DEFENSE & COST CONTAINMENT EXPENSE INCURRED
AFFILIATED FM INS CO	473,160	1.5%	497,541	280,080	56.3%	1,362
STONINGTON INS CO	472,086	1.5%	472,426	456,368	96.6%	(36)
UNITED SERVICES AUTOMOBILE ASSOCIATION	419,866	1.4%	382,233	339,553	88.8%	292
AMERICAN MODERN HOME INS CO	328,531	1.1%	329,939	81,597	24.7%	338
UNIGARD INS CO	292,368	1.0%	210,198	119,160	56.7%	4,344
OREGON MUTUAL INS CO	282,424	0.9%	282,092	123,160	43.7%	0
ALL OTHERS (185)	6,861,843	22.4%	7,308,689	1,929,132	26.4%	33,813
TOTAL	30,608,245	100.0%	30,416,338	18,479,336	60.8%	250,272

## Multiple Peril Crop

COMPANY NAME	DIRECT PREMIUMS WRITTEN	MARKET SHARE	DIRECT PREMIUMS EARNED	DIRECT LOSSES INCURRED	LOSS RATIO	DIRECT DEFENSE & COST CONTAINMENT EXPENSE INCURRED
ACE PROPERTY AND CASUALTY INS CO	14,064,495	24.3%	12,740,821	7,527,046	59.1%	0
AMERICAN AGRI-BUSINESS INS CO	12,920,471	22.4%	12,389,152	6,958,077	56.2%	0
RURAL COMMUNITY INS CO	8,856,296	15.3%	8,464,486	(18,020,282)	N/A	0
STONINGTON INS CO	4,750,912	8.2%	5,041,915	581,191	11.5%	0
NAU COUNTRY INS CO	3,831,007	6.6%	3,658,360	1,885,353	51.5%	0
AGRI GENERAL INS CO	3,555,127	6.2%	3,517,562	739,371	21.0%	0
INSURANCE CO OF THE STATE OF PENNSYLVANIA (THE)	2,694,713	4.7%	5,215,681	1,732,422	33.2%	172,933
FARM BUREAU MUTUAL INS CO OF IDAHO	2,532,543	4.4%	2,532,543	915,428	36.1%	0
GREAT AMERICAN INS CO	2,433,827	4.2%	2,423,944	846,808	34.9%	0
CUMIS INS SOCIETY, INC.	816,633	1.4%	793,283	259,564	32.7%	0
PRODUCERS AGRICULTURE INS CO	605,066	1.0%	615,378	323,972	52.6%	0
FIREMAN'S FUND INS CO	584,848	1.0%	585,566	(51,336)	N/A	0
JOHN DEERE INS CO	83,397	0.1%	19,942	10,667	53.5%	0
STATE FARM FIRE & CASUALTY CO	31,950	0.1%	30,844	5,674	18.4%	0
CASUALTY UNDERWRITERS INS CO	25,251	0.0%	25,251	0	0.0%	0
WESTERN AGRICULTURAL INS CO	20,870	0.0%	66,107	56,135	84.9%	0
MUTUAL OF ENUMCLAW INS CO	1,165	0.0%	1,140	0	0.0%	0
WESTFIELD INS CO	326	0.0%	326	14,866	N/A	(98)
HARTFORD CASUALTY INS CO	0	0.0%	0	(5,607)	0.0%	(1,412)
HARTFORD INS CO OF THE MIDWEST	0	0.0%	0	(4,873)	0.0%	(235)
ALL OTHERS (2)	(26,236)	0.0%	(26,236)	9,902,765	N/A	68,589
TOTAL	57,782,661	100.0%	58,096,065	13,677,241	23.5%	239,777



# 2010 Business Federal Flood

COMPANY NAME	DIRECT PREMIUMS WRITTEN	MARKET SHARE	DIRECT PREMIUMS EARNED	DIRECT LOSSES INCURRED	LOSS RATIO	DIRECT DEFENSE & COST CONTAINMENT EXPENSE INCURRED
AMERICAN BANKERS INS CO OF FLORIDA	554,458	14.0%	538,417	100,482	18.7%	0
HARTFORD INS CO OF THE MIDWEST	535,474	13.5%	540,486	0	0.0%	0
ALLSTATE INS CO	516,089	13.0%	515,576	48,840	9.5%	0
STATE FARM FIRE & CASUALTY CO	494,954	12.5%	602,334	13,122	2.2%	0
FARMERS INS CO OF IDAHO	477,171	12.0%	474,400	(36,668)	-7.7%	995
FIDELITY NATIONAL PROPERTY AND CASUALTY INS CO	318,543	8.0%	305,778	26,180	8.6%	0
STANDARD FIRE INS CO (THE)	233,894	5.9%	227,091	7,589	3.3%	1,581
USAA GENERAL INDEMNITY CO	184,790	4.7%	177,164	10,324	5.8%	786
PHILADELPHIA INDEMNITY INS CO	119,809	3.0%	80,621	1,652	2.0%	(797)
SELECTIVE INS CO OF NEW YORK	117,269	3.0%	113,258	505	0.4%	17
AMERICAN FAMILY MUTUAL INS CO	72,065	1.8%	65,447	13,303	20.3%	36
FOREMOST INS CO	59,356	1.5%	41,418	3,317	8.0%	0
HARTFORD UNDERWRITERS INS CO	54,568	1.4%	86,539	0	0.0%	0
LIBERTY MUTUAL FIRE INS CO	45,661	1.2%	47,123	0	0.0%	75
HARLEYSVILLE INS CO	45,201	1.1%	33,768	0	0.0%	0
NATIONWIDE MUTUAL FIRE INS CO	36,530	0.9%	38,065	0	0.0%	0
METROPOLITAN PROPERTY AND CASUALTY INS CO	31,208	0.8%	30,300	0	0.0%	0
AUTO-OWNERS INS CO	26,884	0.7%	26,718	0	0.0%	0
NATIONAL INTERSTATE INS CO	16,574	0.4%	18,386	233	1.3%	8
CENTURY-NATIONAL INS CO	9,398	0.2%	8,883	0	0.0%	0
ALL OTHERS (10)	13,289	0.3%	28,607	552	1.9%	17
TOTAL	3,963,185	100.0%	4,000,379	189,431	4.7%	2,718

## Farmowners Multiple Peril

COMPANY NAME	DIRECT PREMIUMS WRITTEN	MARKET SHARE	DIRECT PREMIUMS EARNED	DIRECT LOSSES INCURRED	LOSS RATIO	DIRECT DEFENSE & COST CONTAINMENT EXPENSE INCURRED
FARM BUREAU MUTUAL INS CO OF IDAHO	20,115,806	43.9%	19,724,753	13,154,136	66.7%	208,839
MUTUAL OF ENUMCLAW INS CO	3,919,181	8.6%	3,995,557	2,499,508	62.6%	142,747
NORTH PACIFIC INS CO	3,056,188	6.7%	3,040,060	1,302,210	42.8%	14,230
UNIGARD INS CO	2,654,151	5.8%	2,558,327	1,280,937	50.1%	(103,784)
OREGON MUTUAL INS CO	1,984,771	4.3%	1,885,533	1,025,976	54.4%	9,692
FARMERS ALLIANCE MUTUAL INS CO	1,772,488	3.9%	1,675,133	927,964	55.4%	18,768
UNITED HERITAGE PROPERTY & CASUALTY CO	1,639,476	3.6%	1,599,809	599,642	37.5%	(110,094)
TRAVELERS INDEMNITY CO (THE)	1,460,219	3.2%	1,478,132	605,975	41.0%	87,065
STATE FARM FIRE & CASUALTY CO	1,388,544	3.0%	1,385,427	75,231	5.4%	(132,375)
NATIONWIDE MUTUAL INS CO	1,365,002	3.0%	1,408,001	(42,505)	N/A	(160,937)
TRAVELERS INDEMNITY CO OF AMERICA (THE)	1,104,574	2.4%	1,067,057	723,506	67.8%	60,169
AMERICAN STATES INS CO	916,191	2.0%	926,667	701,874	75.7%	10,237
QBE INS CORP	907,570	2.0%	853,356	442,725	51.9%	25,994
GRANGE INS ASSOCIATION	724,767	1.6%	697,352	255,704	36.7%	8,437

NAIC Data Current as of July 1,2011

## 2010 Business Farmowners Multiple Peril (continued)

COMPANY NAME	DIRECT PREMIUMS WRITTEN	MARKET SHARE	DIRECT PREMIUMS EARNED	DIRECT LOSSES INCURRED	LOSS RATIO	DIRECT DEFENSE & COST CONTAINMENT EXPENSE INCURRED
TRAVELERS INDEMNITY CO OF CONNECTICUT (THE)	633,324	1.4%	667,636	132,272	19.8%	1,156
CHARTER OAK FIRE INS CO (THE)	496,407	1.1%	495,528	132,676	26.8%	1,552
AMERICAN INS CO (THE)	439,875	1.0%	465,019	432,575	93.0%	6,187
NATIONAL SURETY CORP	210,884	0.5%	159,916	81,777	51.1%	1,085
AMERICAN FAMILY MUTUAL INS CO	206,593	0.5%	207,658	61,188	29.5%	(6,508)
GEM STATE INS CO	127,170	0.3%	127,907	29,954	23.4%	0
ALL OTHERS (29)	688,228	1.5%	961,218	(10,356)	N/A	49,597
TOTAL	45,811,409	100.0%	45,380,046	24,412,969	53.8%	132,057

## Homeowners Multiple Peril

COMPANY NAME	DIRECT PREMIUMS WRITTEN	MARKET SHARE	DIRECT PREMIUMS EARNED	DIRECT LOSSES INCURRED	LOSS RATIO	DIRECT DEFENSE & COST CONTAINMENT EXPENSE INCURRED
STATE FARM FIRE & CASUALTY CO	44,737,359	17.5%	42,948,744	22,604,223	52.6%	215,114
FARMERS INS CO OF IDAHO	21,692,573	8.5%	22,816,296	9,848,174	43.2%	76,575
FARM BUREAU MUTUAL INS CO OF IDAHO	18,924,277	7.4%	18,114,622	14,384,304	79.4%	485,433
SAFECO INS CO OF ILLINOIS	16,613,347	6.5%	15,895,797	7,198,844	45.3%	124,196
ALLSTATE PROPERTY AND CASUALTY INS CO	11,794,182	4.6%	10,998,998	4,384,748	39.9%	160,378
FARMERS INS EXCHANGE	11,302,729	4.4%	10,538,485	5,318,882	50.5%	61,953
UNITED HERITAGE PROPERTY & CASUALTY CO	10,196,660	4.0%	9,622,617	5,549,451	57.7%	226,898
AMERICAN FAMILY MUTUAL INS CO	9,044,536	3.5%	8,809,587	5,159,755	58.6%	68,227
ALLSTATE INDEMNITY CO	8,951,808	3.5%	9,410,916	4,015,605	42.7%	98,069
ALLSTATE INS CO	7,582,727	3.0%	8,073,166	5,075,319	62.9%	148,453
MUTUAL OF ENUMCLAW INS CO	6,821,806	2.7%	7,500,051	4,471,883	59.6%	165,625
UNITED SERVICES AUTOMOBILE ASSOCIATION	6,056,360	2.4%	5,805,507	3,251,694	56.0%	46,088
LIBERTY MUTUAL FIRE INS CO	5,060,534	2.0%	5,195,644	2,257,771	43.5%	57,890
FOREMOST INS CO	4,820,816	1.9%	4,673,220	1,893,709	40.5%	29,312
TRAVELERS HOME AND MARINE INS CO, THE	4,772,005	1.9%	3,707,301	3,072,009	82.9%	85,868
USAA CASUALTY INS CO	4,267,197	1.7%	4,135,572	1,137,891	27.5%	(31,910)
METROPOLITAN PROPERTY AND CASUALTY INS CO	3,948,493	1.5%	3,613,986	1,793,312	49.6%	37,009
VIGILANT INS CO	3,708,774	1.5%	3,781,646	300,714	8.0%	80,533
OREGON MUTUAL INS CO	3,386,280	1.3%	3,327,208	2,135,948	64.2%	7,032
ALLIED PROPERTY AND CASUALTY INS CO	3,347,905	1.3%	3,682,922	3,225,034	87.6%	(8,751)
ALL OTHERS (118)	47,890,773	18.8%	47,114,681	22,672,661	48.1%	589,665
TOTAL	254,921,141	100.0%	249,766,966	129,751,931	51.9%	2,723,657

# 2010 Business Commercial Multiple Peril (Non-Liability Portion)

COMPANY NAME	DIRECT PREMIUMS WRITTEN	MARKET SHARE	DIRECT PREMIUMS EARNED	DIRECT LOSSES INCURRED	LOSS RATIO	DIRECT DEFENSE & COST CONTAINMENT EXPENSE INCURRED
WESTERN COMMUNITY INS CO	7,053,536	8.4%	7,234,886	3,573,888	49.4%	342,524
CINCINNATI INS CO (THE)	4,927,760	5.8%	4,902,946	1,025,135	20.9%	46,654
CONTINENTAL CASUALTY CO	4,377,764	5.2%	4,517,313	1,787,275	39.6%	119,012
STATE FARM FIRE & CASUALTY CO	2,854,061	3.4%	2,934,699	995,033	33.9%	18,048
CONTINENTAL WESTERN INS CO	2,680,537	3.2%	2,413,862	4,887,272	202.5%	(7,351)
FARMERS INS CO OF IDAHO	2,677,208	3.2%	2,803,208	337,023	12.0%	11,263
AMERICAN HALLMARK INS CO OF TEXAS	2,614,453	3.1%	2,706,333	2,325,635	85.9%	10,802
PHILADELPHIA INDEMNITY INS CO	2,421,780	2.9%	2,261,876	508,985	22.5%	728
FARMERS INS EXCHANGE	2,380,232	2.8%	2,445,316	1,111,899	45.5%	(6,162)
UNIGARD INS CO	2,329,989	2.8%	2,336,751	551,751	23.6%	18,297
AMCO INS CO	2,252,797	2.7%	2,325,001	1,093,832	47.0%	20,460
TRUCK INS EXCHANGE	1,754,141	2.1%	1,828,536	173,853	9.5%	(17,644)
HARTFORD CASUALTY INS CO	1,645,427	1.9%	1,958,028	644,491	32.9%	184,571
AMERICAN ECONOMY INS CO	1,556,992	1.8%	1,556,939	631,108	40.5%	3,589
ALLSTATE INDEMNITY CO	1,538,373	1.8%	1,511,306	720,865	47.7%	19,441
MUTUAL OF ENUMCLAW INS CO	1,494,469	1.8%	1,482,549	1,055,016	71.2%	19,059
AMERICAN STATES INS CO	1,487,539	1.8%	1,577,769	843,700	53.5%	10,422
OREGON MUTUAL INS CO	1,406,928	1.7%	1,476,479	2,074,994	140.5%	28,268
TRAVELERS CASUALTY INS CO OF AMERICA	1,399,929	1.7%	1,141,500	656,394	57.5%	22,360
NORTH PACIFIC INS CO	1,381,843	1.6%	1,438,703	1,545,342	107.4%	5,040
ALL OTHERS	34,181,969	89.5%	34,785,078	8,691,833	36.7%	1,496,206
TOTAL	84,417,727	100.0%	85,639,078	35,235,324	41.1%	2,345,587

## Commercial Multiple Peril (Liability Portion)

COMPANY NAME	DIRECT PREMIUMS WRITTEN	MARKET SHARE	DIRECT PREMIUMS EARNED	DIRECT LOSSES INCURRED	LOSS RATIO	DIRECT DEFENSE & COST CONTAINMENT EXPENSE INCURRED
IDAHO COUNTIES RISK MANAGEMENT PROGRAM, UNDERWRITERS	19,656,870	26.0%	17,706,316	7,042,975	39.8%	1,903,303
WESTERN COMMUNITY INS CO	7,369,960	9.8%	7,854,293	2,742,953	34.9%	582,656
CINCINNATI INS CO (THE)	3,486,651	4.6%	3,776,866	1,450,497	38.4%	1,626,164
PHILADELPHIA INDEMNITY INS CO	2,536,755	3.4%	2,502,181	1,646,687	65.8%	724,183
AMERICAN HALLMARK INS CO OF TEXAS	2,318,232	3.1%	2,512,964	1,516,459	60.3%	242,225
TRAVELERS PROPERTY CASUALTY CO OF AMERICA	1,889,580	2.5%	1,900,727	(516,430)	N/A	213,347
CONTINENTAL WESTERN INS CO	1,843,634	2.4%	1,764,230	557,973	31.6%	172,860
STATE FARM FIRE & CASUALTY CO	1,633,456	2.2%	1,713,152	312,871	18.3%	426,179
AMCO INS CO	1,617,018	2.1%	1,802,605	(118,078)	N/A	(153,005)
NORTH PACIFIC INS CO	1,387,452	1.8%	1,390,360	437,115	31.4%	358,871
CONTINENTAL CASUALTY CO	1,330,272	1.8%	1,501,574	(607,881)	N/A	(171,230)
AMERICAN STATES INS CO	1,154,012	1.5%	1,260,276	685,716	52.8%	594,110
AMERICAN FAMILY MUTUAL INS CO	1,130,038	1.5%	1,124,354	(24,442)	N/A	62,437
MUTUAL OF ENUMCLAW INS CO	1,030,078	1.4%	1,186,278	1,510,122	127.3%	(102,417)

# 2010 Business

## Commercial Multiple Peril (Liability Portion) (continued)

COMPANY NAME	DIRECT PREMIUMS WRITTEN	MARKET SHARE	DIRECT PREMIUMS EARNED	DIRECT LOSSES INCURRED	LOSS RATIO	DIRECT DEFENSE & COST CONTAINMENT EXPENSE INCURRED
OWNERS INS CO	1,007,251	1.3%	1,022,804	(4,423)	N/A	(536,711)
AMERICAN ECONOMY INS CO	982,127	1.3%	980,699	133,461	13.6%	(117,084)
OREGON MUTUAL INS CO	937,951	1.2%	984,319	424,507	43.1%	172,310
TRUCK INS EXCHANGE	899,747	1.2%	936,989	122,184	13.0%	76,207
PHOENIX INS CO (THE)	891,335	1.2%	715,021	325,434	45.5%	94,944
AUTO-OWNERS INS CO	887,724	1.2%	834,176	188,108	22.6%	446,314
ALL OTHERS (197)	21,567,835	28.5%	22,816,200	11,830,616	51.9%	2,802,151
TOTAL	75,557,978	100.0%	76,286,384	29,636,424	38.8%	9,417,814

## Mortgage Guaranty

COMPANY NAME	DIRECT PREMIUMS WRITTEN	MARKET SHARE	DIRECT PREMIUMS EARNED	DIRECT LOSSES INCURRED	LOSS RATIO	DIRECT DEFENSE & COST CONTAINMENT EXPENSE INCURRED
MORTGAGE GUARANTY INS CORP	6,536,776	27.8%	7,155,513	21,805,863	304.7%	318,053
RADIAN GUARANTY INC.	5,140,303	21.8%	5,541,845	17,191,968	310.2%	0
GENWORTH MORTGAGE INS CORP	4,049,071	17.2%	4,880,736	18,540,701	379.9%	0
UNITED GUARANTY RESIDENTIAL INS CO	2,772,474	11.8%	2,819,938	9,787,144	347.1%	(35,781)
PMI MORTGAGE INS CO	2,618,406	11.1%	2,634,986	7,058,201	267.9%	0
REPUBLIC MORTGAGE INS CO	1,808,041	7.7%	1,804,009	4,447,355	246.5%	111,847
CMG MORTGAGE INS CO	570,523	2.4%	586,746	990,746	168.9%	0
TRIAD GUARANTY INS CORP	48,770	0.2%	48,770	47,133	96.6%	0
ESSENT GUARANTY INC.	262	0.0%	262	0	0.0%	0
PMI MORTGAGE ASSURANCE CO.	0	0.0%	(76,707)	0	0.0%	0
UNITED GUARANTY MORTGAGE INDEMNITY CO	101	0.0%	347	0	0.0%	0
GENWORTH RESIDENTIAL MORTGAGE INS CORP OF NORTH CAROLINA	11,109	0.0%	15,977	2,450	15.3%	0
TOTAL	23,555,836	100.0%	25,412,422	79,871,561	314.3%	394,119

## Ocean Marine

COMPANY NAME	DIRECT PREMIUMS WRITTEN	MARKET SHARE	DIRECT PREMIUMS EARNED	DIRECT LOSSES INCURRED	LOSS RATIO	DIRECT DEFENSE & COST CONTAINMENT EXPENSE INCURRED
STARR INDEMNITY & LIABILITY CO	567,564	16.6%	486,944	178,779	38.3%	29,942
FOREMOST INS CO	435,453	12.7%	443,525	238,776	53.8%	(554)
ST. PAUL FIRE AND MARINE INS CO	362,658	10.6%	325,194	163,279	50.2%	7,472
NATIONAL UNION FIRE INS CO OF PITTSBURGH, PA	249,167	7.3%	222,814	30,311	13.6%	2,677
MARKEL-AMERICAN INS CO	195,774	5.7%	203,151	14,226	7.0%	22,752
AXIS REINS CO	185,624	5.4%	192,393	77,181	40.1%	(20,397)
FEDERAL INS CO	153,758	4.5%	172,789	(51,618)	N/A	(1,594)
NORTHERN ASSURANCE CO OF AMERICA (THE)	135,054	4.0%	146,571	31,938	21.8%	0
UNITED SERVICES AUTOMOBILE ASSOCIATION	119,938	3.5%	125,590	25,245	20.1%	800
TRAVELERS HOME AND MARINE INS CO, THE	82,153	2.4%	68,195	18,496	27.1%	2,137
CONTINENTAL CASUALTY CO	75,716	2.2%	86,841	5,824	6.7%	4,178

## 2010 Business

## Ocean Marine (continued)

COMPANY NAME	DIRECT PREMIUMS WRITTEN	MARKET SHARE	DIRECT PREMIUMS EARNED	DIRECT LOSSES INCURRED	LOSS RATIO	DIRECT DEFENSE & COST CONTAINMENT EXPENSE INCURRED
ACE AMERICAN INS CO	73,489	2.2%	71,545	(726)	N/A	272
CHARTIS PROPERTY CASUALTY CO	65,150	1.9%	63,271	8,719	13.8%	833
FIREMAN'S FUND INS CO	60,602	1.8%	70,727	61,719	87.3%	1,948
ZURICH AMERICAN INS CO	60,200	1.8%	39,024	2,303	5.9%	0
STANDARD FIRE INS CO (THE)	56,381	1.7%	56,573	(618)	N/A	165
PROPERTY AND CASUALTY INS CO OF HARTFORD	46,234	1.4%	46,509	(3,364)	N/A	(125)
NEW YORK MARINE AND GENERAL INS CO	45,381	1.3%	50,147	2,720	5.4%	2,839
RED SHIELD INS CO	43,958	1.3%	44,656	(123)	N/A	(31)
USAA CASUALTY INS CO	41,444	1.2%	44,086	2,814	6.4%	117
ALL OTHERS (49)	360,342	10.5%	444,547	(5,391)	N/A	(30,253)
TOTAL	3,416,040	100.0%	3,385,092	800,490	0.7%	23,178

## Inland Marine

COMPANY NAME	DIRECT PREMIUMS WRITTEN	MARKET SHARE	DIRECT PREMIUMS EARNED	DIRECT LOSSES INCURRED	LOSS RATIO	DIRECT DEFENSE & COST CONTAINMENT EXPENSE INCURRED
LIBERTY MUTUAL INS CO	9,502,260	19.0%	9,499,818	6,085,676	64.1%	2,576
FARM BUREAU MUTUAL INS CO OF IDAHO	2,978,967	6.0%	2,924,174	2,003,988	68.5%	132,227
CONTINENTAL CASUALTY CO	2,971,250	5.9%	2,950,188	1,556,331	52.8%	3,871
FACTORY MUTUAL INS CO	2,463,787	4.9%	2,188,927	7,672,679	350.5%	0
STATE FARM FIRE & CASUALTY CO	2,331,432	4.7%	2,329,944	746,425	32.0%	1,065
TRAVELERS PROPERTY CASUALTY CO OF AMERICA	1,903,227	3.8%	1,708,829	959,607	56.2%	20,922
SECURIAN CASUALTY CO	1,434,330	2.9%	1,053,830	432,157	41.0%	43,896
WESTERN COMMUNITY INS CO	1,275,377	2.6%	1,406,505	773,979	55.0%	(8,896)
GREAT WEST CASUALTY CO	1,102,066	2.2%	1,076,306	466,427	43.3%	212
OLD REPUBLIC INS CO	942,268	1.9%	942,268	252,055	26.7%	0
JEFFERSON INS CO	888,945	1.7%	873,983	329,957	37.8%	0
ZURICH AMERICAN INS CO	833,772	1.7%	788,328	100,977	12.8%	592,937
PROGRESSIVE NORTHWESTERN INS CO	723,770	1.4%	714,452	291,595	40.8%	(1,008)
NORTHLAND INS CO	710,566	1.4%	749,917	428,450	57.1%	3,455
MUTUAL OF ENUMCLAW INS CO	638,784	1.3%	780,675	316,085	40.5%	3,947
SAFECO INS CO OF AMERICA	620,323	1.2%	629,191	241,675	38.4%	2,092
AGCS MARINE INS CO	543,908	1.1%	292,550	103,743	35.5%	(4,973)
ASSURANCE CO OF AMERICA	537,205	1.1%	628,454	(45,645)	N/A	9,901
AUTO-OWNERS INS CO	447,443	0.9%	397,159	339,250	85.4%	6,543
AFFILIATED FM INS CO	438,489	0.9%	491,745	25,382	5.2%	(3)
ALL OTHERS (267)	16,714,213	94.0%	17,839,422	4,468,612	56.4%	(13,604)
TOTAL	49,982,382	100.0%	50,266,665	27,549,405	54.8%	795,160

## 2010 Business

## Financial Guaranty

COMPANY NAME	DIRECT PREMIUMS WRITTEN	MARKET SHARE	DIRECT PREMIUMS EARNED	DIRECT LOSSES INCURRED	LOSS RATIO	DIRECT DEFENSE & COST CONTAINMENT EXPENSE INCURRED
AMBAC ASSURANCE CORP	184	100.0%	139,868	0	0.0%	0
ASSURED GUARANTY MUNICIPAL CORP.	0	0.0%	455,841	0	0.0%	0
MBIA INS CORP	0	0.0%	119,086	0	0.0%	0
FINANCIAL GUARANTY INS CO	0	0.0%	116,073	0	0.0%	0
ASSURED GUARANTY CORP.	0	0.0%	34,295	0	0.0%	0
SYNCORA GUARANTEE INC.	0	0.0%	25,749	0	0.0%	0
RADIAN ASSET ASSURANCE INC.	0	0.0%	17,870	0	0.0%	0
CIFG ASSURANCE NORTH AMERICA, INC.	0	0.0%	743	0	0.0%	0
TOTAL	184	100.0%	909,525	0	0.0%	0

## Medical Professional Liability

COMPANY NAME	DIRECT PREMIUMS WRITTEN	MARKET SHARE	DIRECT PREMIUMS EARNED	DIRECT LOSSES INCURRED	LOSS RATIO	DIRECT DEFENSE & COST CONTAINMENT EXPENSE INCURRED
DOCTORS' CO, AN INTERINS EXCHANGE (THE)	8,932,739	35.1%	9,013,225	7,403,653	82.1%	1,314,009
EXECUTIVE RISK INDEMNITY INC.	5,585,959	22.0%	5,869,630	1,409,174	24.0%	1,777,416
NATIONAL FIRE INS CO OF HARTFORD	4,432,332	17.4%	4,980,014	(2,423,524)	NA	706,898
NATIONAL CASUALTY CO	2,245,430	8.8%	1,822,000	458,500	25.2%	699,907
CONTINENTAL CASUALTY CO	1,042,241	4.1%	1,066,824	331,444	31.1%	46,784
WESTPORT INS CORP	660,632	2.6%	647,197	332,822	51.4%	346,966
ST. PAUL MEDICAL LIABILITY INS CO	476,335	1.9%	476,335	1,163,847	244.3%	381,226
DARWIN NATIONAL ASSURANCE CO	448,507	1.8%	444,362	381,701	85.9%	248,464
NCMIC INS CO	420,811	1.7%	421,371	49,914	11.8%	49,645
INSURANCE CO OF NORTH AMERICA	247,449	1.0%	233,551	534,842	229.0%	86,338
AMERICAN CASUALTY CO OF READING, PENNSYLVANIA	153,543	0.6%	42,918	(6,151)	NA	0
CINCINNATI INS CO (THE)	106,496	0.4%	92,496	67,848	73.4%	31,804
UTAH MEDICAL INS ASSOCIATION	104,168	0.4%	131,927	52,693	39.9%	18,206
MEDICAL INS EXCHANGE OF CALIFORNIA	96,824	0.4%	63,880	0	0.0%	(3,877)
AGCS MARINE INS CO	87,480	0.3%	235,919	518,853	219.9%	292,595
AMERICAN ALTERNATIVE INS CORP	87,259	0.3%	93,807	533,883	569.1%	161,153
INDEMNITY INS CO OF NORTH AMERICA	62,898	0.2%	53,290	(1,095,496)	NA	(135,005)
FORTRESS INS CO	53,886	0.2%	55,827	227,414	407.4%	18,053
PODIATRY INS CO OF AMERICA	51,127	0.2%	50,620	11,630	23.0%	(1,010)
AMCO INS CO	32,688	0.1%	19,587	3,076	15.7%	580
ALL OTHERS (34)	92,272	64.2%	140,391	(831,803)	56.7%	136,752
TOTAL	25,421,076	100.0%	25,955,171	9,124,320	35.2%	6,176,904

## 2010 Business Earthquake

COMPANY NAME	DIRECT PREMIUMS WRITTEN	MARKET SHARE	DIRECT PREMIUMS EARNED	DIRECT LOSSES INCURRED	LOSS RATIO	DIRECT DEFENSE & COST CONTAINMENT EXPENSE INCURRED
TRAVELERS INDEMNITY CO (THE)	475,075	19.2%	392,058	8,147	2.1%	234
STATE FARM FIRE & CASUALTY CO	327,632	13.3%	325,301	0	0.0%	0
CHARTIS PROPERTY CASUALTY CO	204,906	8.3%	126,442	0	0.0%	0
UNITED SERVICES AUTOMOBILE ASSOCIATION	165,690	6.7%	166,405	(509)	N/A	0
TRAVELERS PROPERTY CASUALTY CO OF AMERICA	141,796	5.7%	69,179	1,359	2.0%	27
LUMBERMEN'S UNDERWRITING ALLIANCE	135,129	5.5%	88,862	0	0.0%	0
VIGILANT INS CO	59,282	2.4%	75,875	0	0.0%	0
USAA CASUALTY INS CO	58,289	2.4%	57,165	(199)	N/A	0
AMERICAN GUARANTEE AND LIABILITY INS CO	58,012	2.3%	61,240	(116)	N/A	0
NATIONAL UNION FIRE INS CO OF PITTSBURGH, PA	57,812	2.3%	66,670	0	0.0%	0
ALLIANZ GLOBAL RISKS US INS CO	51,678	2.1%	107,649	(605)	N/A	(23)
FARMERS INS CO OF IDAHO	41,761	1.7%	43,662	0	0.0%	0
UNIGARD INS CO	40,890	1.7%	17,140	0	0.0%	0
AXIS INS CO	36,838	1.5%	25,489	1,944	7.6%	41
WESTPORT INS CORP	35,927	1.5%	30,016	0	0.0%	0
INSURANCE CO OF THE WEST	33,866	1.4%	38,220	0	0.0%	0
LIBERTY MUTUAL FIRE INS CO	33,309	1.3%	33,049	0	0.0%	0
AMERICAN FAMILY MUTUAL INS CO	31,558	1.3%	28,379	0	0.0%	0
FEDERAL INS CO	30,144	1.2%	30,421	0	0.0%	0
AUTO-OWNERS INS CO	26,660	1.1%	18,728	0	0.0%	0
ALL OTHERS (94)	423,046	94.9%	459,264	(1,811)	0.4%	814
TOTAL	2,469,300	100.0%	2,261,214	8,210	0.4%	1,093

## Group Accident and Health

COMPANY NAME	DIRECT PREMIUMS WRITTEN	MARKET SHARE	DIRECT PREMIUMS EARNED	DIRECT LOSSES INCURRED	LOSS RATIO	DIRECT DEFENSE & COST CONTAINMENT EXPENSE INCURRED
NATIONAL UNION FIRE INS CO OF PITTSBURGH, PA	3,149,480	27.1%	3,470,115	2,696,230	77.7%	(21,749)
ACE AMERICAN INS CO	2,033,477	17.5%	3,295,774	1,916,499	58.2%	45,271
STATE FARM MUTUAL AUTOMOBILE INS CO	1,476,940	12.7%	1,476,940	1,634,412	110.7%	240
QBE INS CORP	1,224,704	10.5%	1,212,539	70,931	5.8%	(32,579)
FEDERAL INS CO	653,010	5.6%	614,918	266,324	43.3%	(591)
BCS INS CO	553,014	4.8%	550,146	343,453	62.4%	840
STARNET INS CO	478,689	4.1%	481,296	637,804	132.5%	172
CONTINENTAL CASUALTY CO	466,804	4.0%	158,465	91,909	58.0%	0
WESTPORT INS CORP	458,561	3.9%	458,561	470,470	102.6%	3,743
UNITED STATES FIRE INS CO	350,340	3.0%	350,340	215,828	61.6%	(1,517)
AMEX ASSURANCE CO	289,673	2.5%	291,382	14,849	5.1%	228
ONEBEACON AMERICA INS CO	210,688	1.8%	106,228	10,742	10.1%	0
IMPERIUM INS CO	89,697	0.8%	89,697	20,332	22.7%	4,066
CENTRAL STATES INDEMNITY CO OF OMAHA	51,829	0.4%	51,929	10,469	20.2%	0

NAIC Data Current as of July 1,2011

## 2010 Business

## Group Accident and Health (continued)

COMPANY NAME	DIRECT PREMIUMS WRITTEN	MARKET SHARE	DIRECT PREMIUMS EARNED	DIRECT LOSSES INCURRED	LOSS RATIO	DIRECT DEFENSE & COST CONTAINMENT EXPENSE INCURRED
ZURICH AMERICAN INS CO	42,590	0.4%	41,264	26,648	64.6%	4,867
AMERICAN SENTINEL INS CO	33,788	0.3%	33,788	13,300	39.4%	0
STARR INDEMNITY & LIABILITY CO	19,553	0.2%	22,222	3,496	15.7%	2,769
SENTRY INS A MUTUAL CO	17,564	0.2%	12,835	0	0.0%	0
AMERICAN BANKERS INS CO OF FLORIDA	13,047	0.1%	13,101	(6,312)	N/A	0
MARKEL INS CO	2,418	0.0%	2,422	1,071	44.2%	874
ALL OTHERS	4,741	27.3%	4,876	(12,023)	49.7%	(66)
(12)						
TOTAL	11,620,607	100.0%	12,738,838	8,426,432	66.1%	6,568

## Credit Accident and Health (Group and Individual)

COMPANY NAME	DIRECT PREMIUMS WRITTEN	MARKET SHARE	DIRECT PREMIUMS EARNED	DIRECT LOSSES INCURRED	LOSS RATIO	DIRECT DEFENSE & COST CONTAINMENT EXPENSE INCURRED
AMERICAN BANKERS INS CO OF FLORIDA	128,764	47.8%	128,764	27,914	21.7%	0
STONEBRIDGE CASUALTY INS CO	9,029	3.3%	9,029	32	0.4%	0
STATE FARM MUTUAL AUTOMOBILE INS CO	18,665	6.9%	28,459	59,609	209.5%	344
CENTRAL STATES INDEMNITY CO OF OMAHA	92,766	34.4%	92,766	12,610	13.6%	0
AMERICAN SECURITY INS CO	20,343	7.5%	20,343	(109)	N/A	0
TOTAL	269,567	100.0%	279,361	100,056	35.8%	344

## Collectively Renewable Accident and Health

COMPANY NAME	DIRECT PREMIUMS WRITTEN	MARKET SHARE	DIRECT PREMIUMS EARNED	DIRECT LOSSES INCURRED	LOSS RATIO	DIRECT DEFENSE & COST CONTAINMENT EXPENSE INCURRED
NATIONAL CASUALTY CO	145	100.0%	153	0	0.0%	0
TOTAL	145	100.0%	153	0	0.0%	0

## Non-Cancellable Accident and Health

COMPANY NAME	DIRECT PREMIUMS WRITTEN	MARKET SHARE	DIRECT PREMIUMS EARNED	DIRECT LOSSES INCURRED	LOSS RATIO	DIRECT DEFENSE & COST CONTAINMENT EXPENSE INCURRED
STONEBRIDGE CASUALTY INS CO	67	100.0%	67	0	0.00%	0
TRAVELERS INDEMNITY CO	0	0.0%	12,635	0	0.00%	0
TOTAL	67	100.0%	12,702	0	0.0%	0



## 2010 Business

### Guaranteed Renewable Accident and Health

COMPANY NAME	DIRECT PREMIUMS WRITTEN	MARKET SHARE	DIRECT PREMIUMS EARNED	DIRECT LOSSES INCURRED	LOSS RATIO	DIRECT DEFENSE & COST CONTAINMENT EXPENSE INCURRED
STATE FARM MUTUAL AUTO INS CO	3,071,064	76.0%	2,133,811	646,787	0	61,228
CONTINENTAL CASUALTY CO	931,600	23.0%	(11,440)	647,373	N/A	0
AMERICAN FAMILY MUTUAL INS CO	15,453	0.4%	13,989	5,895	0	0
AF&L INS CO	14,028	0.3%	14,175	2,546	0	0
AMERICAN STATES INS CO	10,752	0.3%	14,202	(23,360)	N/A	0
TOTAL	4,042,897	100.0%	2,164,737	1,279,241	1	61,228

### Non-Renewable for Stated Reasons Only

COMPANY NAME	DIRECT PREMIUMS WRITTEN	MARKET SHARE	DIRECT PREMIUMS EARNED	DIRECT LOSSES INCURRED	LOSS RATIO	DIRECT DEFENSE & COST CONTAINMENT EXPENSE INCURRED
STATE FARM MUT AUTO INS CO	498,436	100.0%	512,082	305,900	59.7%	(360)
TOTAL	498,436	100.0%	512,082	305,900	59.7%	(360)

### Other Accident Only

COMPANY NAME	DIRECT PREMIUMS WRITTEN	MARKET SHARE	DIRECT PREMIUMS EARNED	DIRECT LOSSES INCURRED	LOSS RATIO	DIRECT DEFENSE & COST CONTAINMENT EXPENSE INCURRED
OLD REPUBLIC INS CO	7,908	68.8%	12,370	(5)	N/A	0
FEDERAL INS CO	1,825	15.9%	1,989	140	7.0%	5
AMERICAN HOME ASSUR CO	1,554	13.5%	940	(87)	N/A	(2)
NATIONAL CAS CO	196	1.7%	193	0	N/A	0
BANCINSURE INC	7	0.1%	5	3	60.0%	0
AMERICAN AUTOMOBILE INS CO	0	0.0%	0	238	N/A	10
FIREMANS FUND INS CO	0	0.0%	0	4	N/A	0
TIG INS CO	0	0.0%	0	1,145	N/A	47
TOTAL	11,490	100.0%	15,497	1,438	67.0%	60

### Medicare Title XVIII Exempt from State Taxes & Fees

COMPANY NAME	DIRECT PREMIUMS WRITTEN	MARKET SHARE	DIRECT PREMIUMS EARNED	DIRECT LOSSES INCURRED	LOSS RATIO	DIRECT DEFENSE & COST CONTAINMENT EXPENSE INCURRED
NONE	-	-	-	-	-	-

### All Other Accident and Health

COMPANY NAME	DIRECT PREMIUMS WRITTEN	MARKET SHARE	DIRECT PREMIUMS EARNED	DIRECT LOSSES INCURRED	LOSS RATIO	DIRECT DEFENSE & COST CONTAINMENT EXPENSE INCURRED
AMERICAN BANKERS INS CO OF FL	541	0.2%	561	(86)	N/A	0
ARCH INS CO	0	0.0%	0	(227)	N/A	(5)
AMERICAN HARDWARE MUT INS CO	0	0.0%	121	(509)	N/A	0

## 2010 Business All Other Accident and Health (continued)

COMPANY NAME	DIRECT PREMIUMS WRITTEN	MARKET SHARE	DIRECT PREMIUMS EARNED	DIRECT LOSSES INCURRED	LOSS RATIO	DIRECT DEFENSE & COST CONTAINMENT EXPENSE INCURRED
STATE FARM MUT AUTO INS CO	133,454	60.6%	139,406	79,506	57.0%	(1,222)
MARKEL INS CO	61,000	27.7%	69,568	66,549	95.7%	6,401
CENTRAL STATES IND CO OF OMAHA	25,046	11.4%	23,828	4,030	16.9%	0
ACE AMER INS CO	0	0.0%	0	(1)	N/A	0
TRAVELERS IND CO	0	0.0%	0	(87)	N/A	(9)
TOTAL	220,041	100.0%	233,484	149,175	63.9%	5,165

## Federal Employee Health Benefits Program Premium

COMPANY NAME	DIRECT PREMIUMS WRITTEN	MARKET SHARE	DIRECT PREMIUMS EARNED	DIRECT LOSSES INCURRED	LOSS RATIO	DIRECT DEFENSE & COST CONTAINMENT EXPENSE INCURRED
NONE						

## Workers' Compensation

COMPANY NAME	DIRECT PREMIUMS WRITTEN	MARKET SHARE	DIRECT PREMIUMS EARNED	DIRECT LOSSES INCURRED	LOSS RATIO	DIRECT DEFENSE & COST CONTAINMENT EXPENSE INCURRED
IDAHO STATE INS FUND	143,321,246	54.7%	142,785,647	115,835,941	81.1%	4,886,945
LIBERTY NORTHWEST INS CORP	35,705,855	13.6%	35,701,784	(5,649,732)	N/A	3,706,322
ADVANTAGE WORKERS COMP INS CO	7,217,038	2.8%	7,458,795	1,438,354	19.3%	(23,696)
ZURICH AMER INS CO	6,640,969	2.5%	7,846,872	5,085,828	64.8%	663,418
ASSOCIATED LOGGERS EXCH	5,093,518	1.9%	5,204,897	2,619,386	50.3%	(110,164)
EMPLOYERS COMPENSATION INS CO	4,989,029	1.9%	5,282,825	10,732,814	203.2%	335,111
WORKERS COMP EXCH	4,843,543	1.8%	4,641,224	3,859,649	83.2%	77,865
TOWER INS CO OF NY	3,296,850	1.3%	3,804,568	1,735,128	45.6%	236,629
TRAVELERS PROP CAS CO OF AMER	3,252,301	1.2%	3,090,263	1,386,015	44.9%	175,301
EMPLOYERS INS OF WAUSAU	2,741,958	1.0%	461,103	3,163,524	686.1%	419,137
WAUSAU UNDERWRITERS INS CO	2,708,733	1.0%	2,733,113	2,288,346	83.7%	301,001
NEW HAMPSHIRE INS CO	2,611,007	1.0%	2,804,530	2,864,402	102.1%	229,133
LIBERTY INS CORP	2,484,567	0.9%	2,277,779	1,158,376	50.9%	72,249
INSURANCE CO OF THE STATE OF PA	2,479,482	0.9%	2,636,040	1,313,341	49.8%	55,379
TWIN CITY FIRE INS CO CO	2,037,550	0.8%	1,827,411	991,227	54.2%	77,800
ACE AMER INS CO	1,724,950	0.7%	1,616,896	117,465	7.3%	87,347
TRUCK INS EXCH	1,654,924	0.6%	1,705,044	777,246	45.6%	138,233
INDEMNITY INS CO OF NORTH AMER	1,458,215	0.6%	1,423,855	347,838	24.4%	59,041
NATIONAL INTERSTATE INS CO	1,211,233	0.5%	1,064,551	356,766	33.5%	64,622
VALLEY FORGE INS CO	1,153,425	0.4%	1,144,823	676,808	59.1%	39,588
ALL OTHERS	25,609,982	9.8%	26,092,312	21,221,299	81.3%	2,053,626
(217)						
TOTAL	262,234,375	100.0%	261,604,332	172,320,021	65.9%	13,544,887

## 2010 Business

### Other Liability - Occurrence

COMPANY NAME	DIRECT PREMIUMS WRITTEN	MARKET SHARE	DIRECT PREMIUMS EARNED	DIRECT LOSSES INCURRED	LOSS RATIO	DIRECT DEFENSE & COST CONTAINMENT EXPENSE INCURRED
NATIONAL UNION FIRE INS CO OF PITTS	7,044,261	10.0%	6,717,395	4,204,322	62.6%	1,039,199
CINCINNATI INS CO	3,333,742	4.7%	3,579,497	(503,214)	N/A	110,951
FARM BUREAU MUT INS CO OF ID	3,072,603	4.3%	3,022,438	785,725	26.0%	(66,826)
STATE FARM FIRE & CAS CO	2,712,095	3.8%	2,597,969	(94,563)	N/A	(46,799)
CATERPILLAR INS CO	2,238,650	3.2%	1,880,900	388,511	20.7%	0
CUMIS INS SOCIETY INC	1,839,627	2.6%	1,706,730	571,305	33.5%	0
AMERICAN BANKERS INS CO OF FL	1,826,013	2.6%	1,734,716	832,370	48.0%	(1,459)
AMERICAN STATES INS CO	1,820,416	2.6%	1,973,481	535,450	27.1%	32,167
TRAVELERS PROP CAS CO OF AMER	1,625,419	2.3%	1,466,223	(294,784)	N/A	(114,157)
SAFECO INS CO OF AMER	1,494,287	2.1%	1,476,559	1,170,230	79.3%	100,375
EMPLOYERS MUT CAS CO	1,159,074	1.6%	1,090,600	(33,672)	N/A	3,986
FARMERS INS EXCH	1,130,417	1.6%	1,173,395	358,680	30.6%	7,025
ZURICH AMER INS CO	1,129,618	1.6%	1,213,646	1,645,283	135.6%	308,185
UNIGARD INS CO	1,124,884	1.6%	1,144,661	(52,474)	N/A	(66,236)
FEDERAL INS CO	1,120,893	1.6%	1,137,880	201,751	17.7%	26,545
TRAVELERS IND CO	1,034,080	1.5%	1,042,906	250,605	24.0%	88,607
UNIVERSAL UNDERWRITERS INS CO	1,031,936	1.5%	1,143,696	(1,122,178)	N/A	94,295
CONTINENTAL CAS CO	1,016,190	1.4%	982,707	2,801,698	285.1%	624,412
MUTUAL OF ENUMCLAW INS CO	824,643	1.2%	880,566	417,291	47.4%	219,659
PHILADELPHIA IND INS CO	822,843	1.2%	806,037	381,543	47.3%	185,086
ALL OTHERS	33,391,793	47.2%	34,182,264	13,983,231	40.9%	3,125,040
TOTAL	70,793,484	100.0%	70,964,266	26,427,110	37.2%	5,670,055

### Other Liability - Claims-Made

COMPANY NAME	DIRECT PREMIUMS WRITTEN	MARKET SHARE	DIRECT PREMIUMS EARNED	DIRECT LOSSES INCURRED	LOSS RATIO	DIRECT DEFENSE & COST CONTAINMENT EXPENSE INCURRED
CINCINNATI INS CO	549,995	1.7%	519,217	227,845	43.9%	21,547
ARCH INS CO	538,913	1.7%	664,248	(263,866)	N/A	(35,267)
CAROLINA CAS INS CO	312,576	1.0%	305,662	380,095	124.4%	0
ALLIED WORLD NATL ASSUR CO	281,995	0.9%	320,401	127,425	39.8%	108,026
CUMIS INS SOCIETY INC	219,022	0.7%	215,535	4,678	2.2%	115
ENDURANCE AMER INS CO	175,000	0.6%	175,000	103,745	59.3%	11,527
FEDERATED RURAL ELECTRIC INS EXCH	148,895	0.5%	149,426	48,681	32.6%	82,566
SENTINEL INS CO LTD	17,211	0.1%	6,718	2,239	33.3%	1,573
DAKOTA FIRE INS CO	12,372	0.0%	4,316	216	5.0%	2
HISCOX INS CO INC	6,581	0.0%	5,878	0	N/A	0
AVEMCO INS CO	6,085	0.0%	5,482	4,838	88.3%	0
EVEREST NATL INS CO	0	0.0%	1,944	(480,994)	N/A	(171,697)
PACO ASSUR CO INC	0	0.0%	0	(95)	N/A	(51)
SENECA INS CO INC	0	0.0%	2,333	1,967	84.3%	0

NAIC Data Current as of July 1,2011

**2010 Business****Other Liability - Claims-Made (continued)**

COMPANY NAME	DIRECT PREMIUMS WRITTEN	MARKET SHARE	DIRECT PREMIUMS EARNED	DIRECT LOSSES INCURRED	LOSS RATIO	DIRECT DEFENSE & COST CONTAINMENT EXPENSE INCURRED
ALL OTHERS (140)	29,042,230	91.4%	31,548,155	10,548,543	33.4%	3,924,212
NATIONAL CAS CO	186,269	0.6%	195,797	40,999	20.9%	(15,999)
RLI INS CO	143,261	0.5%	173,917	(24,908)	N/A	(2,693)
GENERAL STAR NATL INS CO	103,091	0.3%	101,466	29,000	28.6%	19,820
STATE NATL INS CO INC	6,129	0.0%	4,535	0	N/A	1,439
WESTERN SURETY CO	5,553	0.0%	5,576	(1,211)	N/A	(1,158)
T H E INS CO	2,450	0.0%	1,872	0	N/A	0
TOTAL	31,757,628	100.0%	34,407,478	10,749,197	31.2%	3,943,962

**Excess Workers' Compensation**

COMPANY NAME	DIRECT PREMIUMS WRITTEN	MARKET SHARE	DIRECT PREMIUMS EARNED	DIRECT LOSSES INCURRED	LOSS RATIO	DIRECT DEFENSE & COST CONTAINMENT EXPENSE INCURRED
CONTINENTAL CAS CO	4,085,561	12.9%	4,402,280	3,123,489	71.0%	1,671,192
NATIONAL UNION FIRE INS CO OF PITTS	3,116,871	9.8%	3,765,465	7,421,486	197.1%	(80,172)
FEDERAL INS CO	2,228,450	7.0%	2,429,204	(64,139)	N/A	15,915
BCS INS CO	1,690,013	5.3%	1,616,311	222,204	13.7%	191,097
BEAZLEY INS CO INC	1,680,329	5.3%	1,680,969	471,119	28.0%	119,176
TRAVELERS CAS & SURETY CO OF AMER	1,432,749	4.5%	1,437,286	(89,377)	N/A	(70,513)
CALIFORNIA INS CO	1,128,910	3.6%	1,420,762	182,454	12.8%	0
PHILADELPHIA IND INS CO	1,095,796	3.5%	1,095,002	347,830	31.8%	42,692
XL SPECIALTY INS CO	1,064,839	3.4%	1,003,473	1,195,484	119.1%	105,610
AMERICAN GUAR & LIAB INS	955,379	3.0%	917,297	263,381	28.7%	270,533
LIBERTY INS UNDERWRITERS INC	698,424	2.2%	724,334	667,456	92.1%	(185,214)
ZURICH AMER INS CO	687,018	2.2%	767,691	(100,951)	N/A	(28,222)
CINCINNATI INS CO	549,995	1.7%	519,217	227,845	43.9%	21,547
ARCH INS CO	538,913	1.7%	664,248	(263,866)	N/A	(35,267)
UNITED STATES LIAB INS CO	522,924	1.6%	644,251	(28,496)	N/A	32,804
EXECUTIVE RISK IND INC	510,122	1.6%	585,971	(1,232,790)	N/A	19,764
ST PAUL MERCURY INS CO	493,495	1.6%	848,749	(2,057,563)	N/A	62,289
DARWIN NATL ASSUR CO	483,425	1.5%	376,814	87,529	23.2%	51,881
US SPECIALTY INS CO	465,978	1.5%	540,093	(27,711)	N/A	2,500
GREAT AMER INS CO	422,616	1.3%	439,596	175,653	40.0%	(15,039)
ALL OTHERS (140)	7,905,821	24.9%	8,528,465	228,160	2.7%	1,751,389
TOTAL	31,757,628	100.0%	34,407,478	10,749,197	31.2%	3,943,962

## 2010 Business Product Liability

COMPANY NAME	DIRECT PREMIUMS WRITTEN	MARKET SHARE	DIRECT PREMIUMS EARNED	DIRECT LOSSES INCURRED	LOSS RATIO	DIRECT DEFENSE & COST CONTAINMENT EXPENSE INCURRED
SENTRY INS A MUT CO	206,630	4.9%	195,536	1,070,186	547.3%	187,011
AMERICAN GUAR & LIAB INS	172,500	4.1%	147,217	(91,976)	N/A	(15,715)
EMPLOYERS MUT CAS CO	155,021	3.7%	155,130	498,252	321.2%	16,237
AMCO INS CO	137,007	3.2%	52,182	4,422	8.5%	(3,140)
TRAVELERS PROP CAS CO OF AMER	119,549	2.8%	168,133	(181,586)	N/A	(164,682)
OREGON MUT INS CO	112,439	2.6%	117,975	(1,671)	N/A	(18,320)
ACE AMER INS CO	103,384	2.4%	87,502	9,416	10.8%	(6,597)
NATIONWIDE AGRIBUSINESS INS CO	100,848	2.4%	145,532	(16,209)	N/A	(21,784)
INDIANA LUMBERMENS MUT INS CO	83,203	2.0%	80,756	(16,572)	N/A	(27,553)
PENN MILLERS INS CO	79,749	1.9%	77,073	0	N/A	0
MID CONTINENT CAS CO	70,839	1.7%	66,554	1,519	2.3%	2,767
ELECTRIC INS CO	50,905	1.2%	50,905	103,289	202.9%	9,905
AMERICAN HALLMARK INS CO OF TX	49,901	1.2%	61,308	35,559	58.0%	0
FEDERATED MUT INS CO	49,286	1.2%	55,589	(3,260)	N/A	(567)
ACUITY A MUT INS CO	48,761	1.1%	48,539	(8,760)	N/A	0
CORNHUSKER CAS CO	46,696	1.1%	56,150	28,118	50.1%	21,703
AMERICAN HARDWARE MUT INS CO	44,601	1.1%	52,379	(11,308)	N/A	(1,680)
ALL OTHERS	2,612,218	61.6%	2,850,595	(1,833,916)	N/A	7,023,375
TOTAL	4,243,537	100.0%	4,469,055	(414,497)	N/A	7,000,960

## Private Passenger Auto No-Fault (Personal Injury Protection)

COMPANY NAME	DIRECT PREMIUMS WRITTEN	MARKET SHARE	DIRECT PREMIUMS EARNED	DIRECT LOSSES INCURRED	LOSS RATIO	DIRECT DEFENSE & COST CONTAINMENT EXPENSE INCURRED
MUTUAL OF ENUMCLAW INS CO	898,673	78.4%	915,353	858,780	93.8%	(68,322)
AMERICAN COMMERCE INS CO	117,768	10.3%	113,142	46,850	41.4%	848
ENUMCLAW PROP & CAS INS CO	48,817	4.3%	52,831	(17,295)	N/A	3,984
LIBERTY NORTHWEST INS CORP	47,169	4.1%	62,151	31,237	50.3%	(566)
CASUALTY UNDERWRITERS INS CO	12,343	1.1%	12,290	2,198	17.9%	(971)
GREAT NORTHWEST INS CO	11,516	1.0%	9,748	(5,499)	N/A	0
NORTH PACIFIC INS CO	6,658	0.6%	9,752	(10,030)	N/A	7,268
PRATORIAN INS CO	3,307	0.3%	2,071	431	20.8%	96
ESSENTIA INS CO	186	0.0%	164	4	2.4%	0
OREGON MUT INS CO	70	0.0%	79	0	0.0%	0
WESTERN PROTECTORS INS CO	2	0.0%	4	(3)	N/A	0
VIKING INS CO OF WI	0	0.0%	0	(5,149)	N/A	(282)
PROGRESSIVE DIRECT INS CO	0	0.0%	0	(162,516)	N/A	(3,589)
HARTFORD FIRE IN CO	0	0.0%	0	4	N/A	0
GEICO IND CO	0	0.0%	0	2	N/A	97
GOVERNMENT EMPLOYEES INS CO	0	0.0%	0	609	N/A	0
LIBERTY MUT INS CO	0	0.0%	0	0	N/A	12,104

# 2010 Business

## Private Passenger Auto No-Fault (Personal Injury Protection) (continued)

COMPANY NAME	DIRECT PREMIUMS WRITTEN	MARKET SHARE	DIRECT PREMIUMS EARNED	DIRECT LOSSES INCURRED	LOSS RATIO	DIRECT DEFENSE & COST CONTAINMENT EXPENSE INCURRED
STATE FARM MUT AUTO INS CO	0	0.0%	0	14,230	N/A	(261)
UNIGARD INS CO	0	0.0%	0	1,912	N/A	158
AMEX ASSUR CO	0	0.0%	0	(815)	N/A	(99)
ALL OTHERS	0	0.0%	0	0	N/A	99,070
(7)	1,146,509	100.0%	1,177,585	754,950	64.1%	49,535
TOTAL						

## Other Private Passenger Auto Liability

COMPANY NAME	DIRECT PREMIUMS WRITTEN	MARKET SHARE	DIRECT PREMIUMS EARNED	DIRECT LOSSES INCURRED	LOSS RATIO	DIRECT DEFENSE & COST CONTAINMENT EXPENSE INCURRED
STATE FARM MUT AUTO INS CO	50,336,601	12.6%	50,351,999	27,186,028	54.0%	1,481,807
FARM BUREAU MUT INS CO OF ID	38,701,019	9.7%	38,154,441	19,917,438	52.2%	630,480
FARMERS INS CO OF ID	38,262,816	9.6%	38,168,653	18,270,892	47.9%	545,091
SAFECO INS CO OF IL	22,965,265	5.8%	19,936,211	14,047,731	70.5%	1,015,490
PROGRESSIVE NORTHWESTERN INS CO	22,561,648	5.6%	22,279,967	12,269,835	55.1%	362,331
AMERICAN FAMILY MUT INS CO	15,374,755	3.9%	15,553,290	8,456,920	54.4%	709,638
GEICO GEN INS CO	15,032,657	3.8%	15,186,751	9,199,503	60.6%	396,968
ALLSTATE FIRE & CAS INS CO	13,298,778	3.3%	12,869,539	8,720,450	67.8%	527,784
GEICO IND CO	12,093,241	3.0%	12,184,958	6,326,678	51.9%	209,932
VIKING INS CO OF WI	12,079,422	3.0%	11,773,175	6,315,909	53.6%	569,554
PROGRESSIVE DIRECT INS CO	11,891,503	3.0%	11,504,064	5,685,262	49.4%	159,910
ALLSTATE INS CO	9,200,783	2.3%	9,593,996	3,862,855	40.3%	348,484
LIBERTY MUT FIRE INS CO	7,491,132	1.9%	7,346,532	3,898,014	53.1%	151,102
MUTUAL OF ENUMCLAW INS CO	7,306,773	1.8%	7,496,304	4,024,969	53.7%	179,648
MID CENTURY INS CO	7,298,152	1.8%	7,892,626	189,314	2.4%	419,154
UNITED SERV AUTOMOBILE ASSN	6,724,169	1.7%	6,705,289	6,281,621	93.7%	256,251
ALLSTATE IND CO	6,335,749	1.6%	6,323,957	3,640,474	57.6%	262,157
USAA CAS INS CO	5,580,150	1.4%	5,542,825	4,270,655	77.0%	226,021
GOVERNMENT EMPLOYEES INS CO	5,310,982	1.3%	5,393,319	3,224,702	59.8%	221,387
METROPOLITAN PROP & CAS INS CO	5,101,573	1.3%	4,757,628	3,391,714	71.3%	135,191
ALL OTHERS	86,387,618	21.6%	86,824,387	49,418,608	56.9%	673,926
(164)	399,334,786	100.0%	395,839,911	218,599,572	55.2%	9,482,306
TOTAL						

## Commercial Auto No-Fault (Personal Injury Protection)

COMPANY NAME	DIRECT PREMIUMS WRITTEN	MARKET SHARE	DIRECT PREMIUMS EARNED	DIRECT LOSSES INCURRED	LOSS RATIO	DIRECT DEFENSE & COST CONTAINMENT EXPENSE INCURRED
MUTUAL OF ENUMCLAW INS CO	164,253	120.2%	175,412	76,210	43.4%	8,775
TRUCK INS EXCH	334	0.2%	334	0	0.0%	0
AMERISURE MUT INS CO	100	0.1%	77	11	14.3%	0
PRAETORIAN INS CO	21	0.0%	21	6	28.6%	1

# 2010 Business

## Commercial Auto No-Fault (Personal Injury Protection) (continued)

COMPANY NAME	DIRECT PREMIUMS WRITTEN	MARKET SHARE	DIRECT PREMIUMS EARNED	DIRECT LOSSES INCURRED	LOSS RATIO	DIRECT DEFENSE & COST CONTAINMENT EXPENSE INCURRED
NATIONAL UNION FIRE INS CO OF PITTS	2	0.0%	2	1	50.0%	0
STONINGTON INS CO	0	0.0%	0	(2)	N/A	0
CANAL INS CO	0	0.0%	0	(2,245)	N/A	(99)
GREAT WEST CAS CO	0	0.0%	0	2,242	N/A	0
MARYLAND CAS CO	0	0.0%	0	(4,476)	N/A	(687)
VALLEY FORGE INS CO	0	0.0%	0	6	N/A	0
NORTH RIVER INS CO	0	0.0%	0	466	N/A	43
UNITED STATES FIRE INS CO	0	0.0%	0	(121)	N/A	(32)
VANLINER INS CO	0	0.0%	(46)	(57)	123.9%	(9)
SENTRY SELECT INS CO	0	0.0%	0	(10)	N/A	0
EMPIRE FIRE & MARINE INS CO	0	0.0%	0	29	N/A	4
LIBERTY MUT FIRE INS CO	0	0.0%	0	0	N/A	(11)
LUMBERMENS UNDERWRITING ALLIANCE	0	0.0%	0	0	N/A	(3)
NORTHLAND INS CO	0	0.0%	0	528	N/A	106
UNIGARD INS CO	0	0.0%	0	(1)	N/A	0
CRUM & FORSTER IND CO	0	0.0%	0	(8)	N/A	(2)
ALL OTHERS	(28,056)	-20.5%	(23,928)	(17,456)	73.0%	(4,931)
TOTAL	136,654	100.0%	151,872	55,123	36.3%	3,155

## Other Commercial Auto Liability

COMPANY NAME	DIRECT PREMIUMS WRITTEN	MARKET SHARE	DIRECT PREMIUMS EARNED	DIRECT LOSSES INCURRED	LOSS RATIO	DIRECT DEFENSE & COST CONTAINMENT EXPENSE INCURRED
GREAT WEST CAS CO	6,016,668	7.2%	5,456,945	2,915,332	53.4%	288,073
UNITED FINANCIAL CAS CO	4,679,780	5.6%	4,906,445	667,056	13.6%	69,254
WESTERN COMM INS CO	4,639,997	5.5%	4,789,120	1,357,952	28.4%	149,494
NORTHLAND INS CO	3,746,389	4.5%	4,118,861	2,789,632	67.7%	249,902
CINCINNATI INS CO	3,558,768	4.3%	3,655,934	1,403,761	38.4%	215,644
MUTUAL OF ENUMCLAW INS CO	2,181,133	2.6%	2,274,987	1,299,422	57.1%	225,037
OREGON MUT INS CO	2,009,537	2.4%	2,019,743	722,104	35.8%	57,177
UNIGARD INS CO	1,992,695	2.4%	2,004,523	1,278,240	63.8%	81,841
NORTH PACIFIC INS CO	1,935,738	2.3%	2,033,987	2,164,046	106.4%	369,510
CONTINENTAL WESTERN INS CO	1,912,629	2.3%	1,862,158	2,183,094	117.2%	326,592
ZURICH AMER INS CO	1,819,089	2.2%	1,816,260	290,515	16.0%	(6,028)
NATIONWIDE MUT INS CO	1,773,497	2.1%	1,823,653	2,112,016	115.8%	85,659
AMERICAN HALLMARK INS CO OF TX	1,634,882	2.0%	1,807,811	1,184,852	65.5%	60,458
SENTRY SELECT INS CO	1,448,486	1.7%	1,451,832	454,642	31.3%	123,042
NATIONAL INTERSTATE INS CO	1,439,679	1.7%	1,120,169	285,394	25.5%	60,885
TRAVELERS PROP CAS CO OF AMER	1,434,620	1.7%	1,427,089	360,193	25.2%	93,221
AMERICAN STATES PREFERRED INS CO	1,236,036	1.5%	1,420,530	544,342	38.3%	(20,275)

## 2010 Business

## Other Commercial Auto Liability (continued)

COMPANY NAME	DIRECT PREMIUMS WRITTEN	MARKET SHARE	DIRECT PREMIUMS EARNED	DIRECT LOSSES INCURRED	LOSS RATIO	DIRECT DEFENSE & COST CONTAINMENT EXPENSE INCURRED
PHILADELPHIA IND INS CO	1,140,433	1.4%	1,132,220	324,267	28.6%	52,295
CONTINENTAL CAS CO	1,138,760	1.4%	1,269,199	(38,953)	N/A	149,918
EMPLOYERS MUT CAS CO	1,116,732	1.3%	1,111,962	202,720	18.2%	23,868
ALL OTHERS	36,771,199	44.0%	37,333,455	14,333,355	38.4%	1,636,822
(261)						
TOTAL	83,626,747	100.0%	84,836,883	36,833,982	43.4%	4,292,389

## Private Passenger Auto Physical Damage

COMPANY NAME	DIRECT PREMIUMS WRITTEN	MARKET SHARE	DIRECT PREMIUMS EARNED	DIRECT LOSSES INCURRED	LOSS RATIO	DIRECT DEFENSE & COST CONTAINMENT EXPENSE INCURRED
STATE FARM MUT AUTO INS CO	38,655,338	14.2%	38,952,847	20,346,790	52.2%	41,912
FARM BUREAU MUT INS CO OF ID	26,587,721	9.8%	26,344,156	16,770,946	63.7%	249,244
FARMERS INS CO OF ID	26,057,451	9.6%	26,143,861	14,017,480	53.6%	(13,520)
SAFECO INS CO OF IL	16,687,818	6.1%	14,675,939	6,633,173	45.2%	81,668
ALLSTATE FIRE & CAS INS CO	14,653,649	5.4%	14,202,767	5,341,208	37.6%	16,736
PROGRESSIVE NORTHWESTERN INS CO	11,824,785	4.3%	11,672,521	5,659,353	48.5%	13,619
ALLSTATE INS CO	9,698,175	3.6%	10,098,472	2,794,334	27.7%	14,384
GEICO GEN INS CO	9,139,782	3.4%	9,162,013	4,925,129	53.8%	16,963
AMERICAN FAMILY MUT INS CO	9,067,226	3.3%	9,285,880	5,711,106	61.5%	5,597
UNITED SERV AUTOMOBILE ASSN	6,550,500	2.4%	6,493,413	3,791,332	58.4%	39,064
PROGRESSIVE DIRECT INS CO	5,826,073	2.1%	5,655,067	3,682,326	65.1%	12,853
LIBERTY MUT FIRE INS CO	5,794,757	2.1%	5,751,790	2,336,877	40.6%	1,210
ALLSTATE PROP & CAS INS CO	5,669,725	2.1%	5,896,900	2,117,655	35.9%	13,087
GEICO IND CO	5,590,908	2.1%	5,670,727	2,597,871	45.8%	7,073
MUTUAL OF ENUMCLAW INS CO	5,214,993	1.9%	5,543,083	2,879,301	51.9%	140,878
USAA CAS INS CO	4,211,684	1.5%	4,165,108	2,790,594	67.0%	24,066
METROPOLITAN PROP & CAS INS CO	3,917,227	1.4%	3,619,940	2,086,894	57.6%	4,083
GOVERNMENT EMPLOYEES INS CO	3,820,581	1.4%	3,846,133	2,021,007	52.5%	5,765
ALLSTATE IND CO	3,732,543	1.4%	3,802,840	1,167,644	30.7%	5,576
ALLIED PROP & CAS INS CO	2,892,842	1.1%	3,162,357	1,635,893	51.7%	2,468
ALL OTHERS	56,867,363	20.9%	57,186,380	29,402,118	51.4%	85,919
(158)						
TOTAL	272,461,141	100.0%	271,332,194	138,709,031	51.1%	768,645

## Commercial Auto Physical Damage

COMPANY NAME	DIRECT PREMIUMS WRITTEN	MARKET SHARE	DIRECT PREMIUMS EARNED	DIRECT LOSSES INCURRED	LOSS RATIO	DIRECT DEFENSE & COST CONTAINMENT EXPENSE INCURRED
GREAT WEST CAS CO	3,346,369	9.5%	2,907,000	1,767,853	60.8%	12,670
WESTERN COMM INS CO	2,048,576	5.8%	2,124,588	1,321,014	62.2%	24,131
NORTHLAND INS CO	1,957,055	5.6%	2,151,329	1,716,352	79.8%	5,644
UNITED FINANCIAL CAS CO	1,835,173	5.2%	1,955,848	1,105,983	56.5%	552



*2010 Business  
Commercial Auto Physical Damage (continued)*

COMPANY NAME	DIRECT PREMIUMS WRITTEN	MARKET SHARE	DIRECT PREMIUMS EARNED	DIRECT LOSSES INCURRED	LOSS RATIO	DIRECT DEFENSE & COST CONTAINMENT EXPENSE INCURRED
CINCINNATI INS CO	1,382,950	3.9%	1,406,143	817,645	58.1%	9,806
MUTUAL OF ENUMCLAW INS CO	1,171,519	3.3%	1,256,486	621,930	49.5%	53,821
UNIGARD INS CO	1,049,061	3.0%	1,037,518	532,907	51.4%	29,616
BALBOA INS CO	853,141	2.4%	1,116,175	331,486	29.7%	7,224
OREGON MUT INS CO	823,825	2.4%	827,529	572,617	69.2%	1,637
UNIVERSAL UNDERWRITERS INS CO	815,190	2.3%	621,197	152,200	24.5%	9,266
NORTH PACIFIC INS CO	756,951	2.2%	812,860	652,618	80.3%	2,167
CONTINENTAL WESTERN INS CO	753,895	2.2%	762,103	267,225	35.1%	(11,903)
AMERICAN HALLMARK INS CO OF TX	697,928	2.0%	796,317	379,311	47.6%	0
NATIONWIDE MUT INS CO	697,346	2.0%	756,890	266,709	35.2%	1,000
TRUCK INS EXCH	622,605	1.8%	712,847	934,338	131.1%	(12,028)
TRAVELERS PROP CAS CO OF AMER	550,407	1.6%	555,711	257,880	46.4%	(3,508)
OWNERS INS CO	517,592	1.5%	524,921	251,294	47.9%	14,259
ZURICH AMER INS CO	516,734	1.5%	412,305	398,454	96.6%	11,161
FARMERS INS EXCH	513,702	1.5%	564,590	140,116	24.8%	(15,511)
STATE FARM MUT AUTO INS CO	497,362	1.4%	554,732	214,655	38.7%	0
ALL OTHERS	13,636,478	38.9%	14,270,199	6,481,859	45.4%	72,548
TOTAL	35,043,859	100.0%	36,127,288	19,184,446	53.1%	212,552

*Aircraft*

COMPANY NAME	DIRECT PREMIUMS WRITTEN	MARKET SHARE	DIRECT PREMIUMS EARNED	DIRECT LOSSES INCURRED	LOSS RATIO	DIRECT DEFENSE & COST CONTAINMENT EXPENSE INCURRED
NATIONAL UNION FIRE INS CO OF PITTS	3,304,046	23.3%	2,393,582	723,620	30.2%	40,891
STARNET INS CO	1,862,365	13.2%	1,678,554	465,813	27.8%	52,524
ALLIANZ GLOBAL RISKS US INS CO	1,571,808	11.1%	2,096,729	874,381	41.7%	174,936
FEDERAL INS CO	1,431,147	10.1%	1,341,578	1,157,986	86.3%	99,812
CATLIN INS CO	859,070	6.1%	798,794	123,242	15.4%	1,480
OLD REPUBLIC INS CO	780,465	5.5%	769,214	24,532	3.2%	(80,197)
XL SPECIALTY INS CO	670,300	4.7%	498,550	(464,711)	N/A	24,689
US SPECIALTY INS CO	616,093	4.4%	680,086	0	0.0%	29,597
STARR IND & LIAB CO	420,501	3.0%	211,883	56,368	26.6%	5,637
ACE PROP & CAS INS CO	366,778	2.6%	365,053	(15,033)	N/A	(11,972)
A/EMCO INS CO	364,236	2.6%	382,384	(30,804)	N/A	3,720
ACE AMER INS CO	308,636	2.2%	308,636	(2,147)	N/A	303
LIBERTY MUT INS CO	300,558	2.1%	368,970	(55,365)	N/A	17,223
HALLMARK INS CO	285,854	1.9%	278,793	152,005	54.5%	0
AMERICAN ALT INS CORP	189,800	1.3%	194,991	(5,358,879)	N/A	318,848
NATIONAL LIAB & FIRE INS CO	154,364	1.1%	186,317	(15,454)	N/A	1,243
GENERAL REINS CORP	154,363	1.1%	186,316	(36,854)	N/A	23
OLD UNITED CAS CO	145,407	1.0%	85,261	47,212	55.4%	0

# 2010 Business Aircraft (continued)

COMPANY NAME	DIRECT PREMIUMS WRITTEN	MARKET SHARE	DIRECT PREMIUMS EARNED	DIRECT LOSSES INCURRED	LOSS RATIO	DIRECT DEFENSE & COST CONTAINMENT EXPENSE INCURRED
NORTH AMER SPECIALTY INS CO	107,910	0.8%	129,479	273,951	211.6%	41,696
NATIONAL IND CO	101,529	0.7%	116,754	(1,581,335)	N/A	(289,517)
ALL OTHERS	183,460	1.3%	409,198	(343,722)	N/A	27,523
TOTAL	14,158,690	100.0%	13,481,122	(4,005,194)	N/A	458,459

COMPANY NAME	DIRECT PREMIUMS WRITTEN	MARKET SHARE	DIRECT PREMIUMS EARNED	DIRECT LOSSES INCURRED	LOSS RATIO	DIRECT DEFENSE & COST CONTAINMENT EXPENSE INCURRED
CUMIS INS SOCIETY INC	491,245	18.5%	526,358	(59,123)	N/A	(14,369)
FEDERAL INS CO	433,966	16.4%	399,271	433,451	108.6%	3,096
TRAVELERS CAS & SURETY CO OF AMER	318,881	12.0%	299,447	(11,991)	N/A	23,755
NATIONAL UNION FIRE INS CO OF PITTS	240,663	9.1%	210,394	(33,308)	N/A	(363)
WESTERN SURETY CO	218,876	8.3%	207,607	2,637	1.3%	281
ST PAUL MERCURY INS CO	133,562	5.0%	116,720	22,622	19.4%	10,035
GREAT AMER INS CO	128,303	4.8%	125,383	2,865	2.3%	871
FIDELITY & DEPOSIT CO OF MD	84,525	3.2%	90,065	(71,890)	N/A	(4,522)
HARTFORD FIRE IN CO	70,753	2.7%	74,386	15,594	21.0%	(6,257)
UNIVERSAL UNDERWRITERS INS CO	51,868	2.0%	51,701	(15,408)	N/A	(544)
CINCINNATI INS CO	46,516	1.8%	47,394	35,216	74.3%	(3,379)
PROGRESSIVE CAS INS CO	38,486	1.5%	41,702	303	0.7%	2,371
BANCINSURE INC	37,702	1.4%	13,905	(1,483)	N/A	0
CONTINENTAL INS CO	28,747	1.1%	29,184	22,262	76.3%	0
EMPLOYERS MUT CAS CO	20,649	0.8%	18,962	610	3.2%	11
ZURICH AMER INS CO	19,786	0.7%	51,937	210,522	405.3%	16,385
OLD REPUBLIC SURETY CO	17,611	0.7%	18,489	(88)	N/A	0
WESTCHESTER FIRE INS CO	17,422	0.7%	16,948	20	0.1%	1,062
PHILADELPHIA IND INS CO	17,418	0.7%	3,965	83	2.1%	31
FEDERATED MUT INS CO	16,880	0.6%	15,288	(166)	N/A	9,345
ALL OTHERS	216,664	8.2%	248,884	(50,781)	N/A	(44,951)
TOTAL	2,650,523	100.0%	2,607,990	501,947	19.2%	(7,162)

COMPANY NAME	DIRECT PREMIUMS WRITTEN	MARKET SHARE	DIRECT PREMIUMS EARNED	DIRECT LOSSES INCURRED	LOSS RATIO	DIRECT DEFENSE & COST CONTAINMENT EXPENSE INCURRED
WESTERN SURETY CO	2,374,889	12.3%	2,505,903	(67,916)	N/A	52,501
FIDELITY & DEPOSIT CO OF MD	1,465,852	7.6%	1,423,176	1,139,033	80.0%	177,664
SAFECO INS CO OF AMER	1,372,622	7.1%	1,705,748	(52,670)	N/A	(58,282)
LIBERTY MUT INS CO	1,135,288	5.9%	926,836	2,760,892	297.9%	7,461
NORTH AMER SPECIALTY INS CO	900,285	4.6%	857,519	(2,129,797)	N/A	(568,830)

## 2010 Business Surety (continued)

COMPANY NAME	DIRECT PREMIUMS WRITTEN	MARKET SHARE	DIRECT PREMIUMS EARNED	DIRECT LOSSES INCURRED	LOSS RATIO	DIRECT DEFENSE & COST CONTAINMENT EXPENSE INCURRED
HARTFORD FIRE IN CO	824,713	4.3%	858,265	(61,146)	N/A	18,595
DEVELOPERS SURETY & IND CO	795,694	4.1%	669,199	75,207	11.2%	30,050
GREAT AMER INS CO	671,072	3.5%	912,225	123,514	13.5%	38,055
BERKLEY REGIONAL INS CO	496,113	2.6%	500,350	0	0.0%	0
CINNINNATI INS CO	385,612	1.9%	554,221	(9,887)	N/A	28,266
ARGONAUT INS CO	356,497	1.8%	306,415	(24,742)	N/A	(13,369)
CONTRACTORS BONDING & INS CO	315,615	1.6%	295,216	22,645	7.7%	9,227
SENECA INS CO INC	270,569	1.4%	253,445	0	0.0%	0
LEXON INS CO	259,012	1.3%	211,294	50,000	23.7%	0
ALLEGHENY CAS CO	252,229	1.3%	194,179	0	0.0%	0
INDEMNITY CO OF CA	237,457	1.2%	202,388	95,795	47.3%	24,051
WESTCHESTER FIRE INS CO	229,165	1.2%	260,125	67,378	25.9%	510
NATIONWIDE MUT INS CO	222,515	1.1%	227,330	1,951	0.9%	5,112
OLD REPUBLIC SURETY CO	201,687	1.0%	174,146	18,000	10.3%	5,500
INSURANCE CO OF THE WEST	201,645	1.0%	424,579	(423,309)	N/A	(90,009)
ALL OTHERS	6,431,962	33.2%	7,115,505	1,867,992	26.3%	676,716
(133)						
TOTAL	19,380,493	100.0%	20,578,064	3,452,940	16.8%	343,218

## Burglary and Theft

COMPANY NAME	DIRECT PREMIUMS WRITTEN	MARKET SHARE	DIRECT PREMIUMS EARNED	DIRECT LOSSES INCURRED	LOSS RATIO	DIRECT DEFENSE & COST CONTAINMENT EXPENSE INCURRED
TRAVELERS CAS & SURETY CO OF AMER	88,102	24.6%	88,437	11,834	13.4%	6,325
FEDERAL INS CO	46,008	12.8%	51,705	189	0.4%	9
AMERICAN HARDWARE MUT INS CO	23,378	6.5%	24,798	84,828	342.1%	43
NATIONWIDE MUT INS CO	22,390	6.2%	15,906	(343)	N/A	48
UNIVERSAL UNDERWRITERS INS CO	21,207	5.9%	19,992	18,554	92.8%	(235)
WESTERN COMM INS CO	19,522	5.4%	18,762	33,395	178.0%	0
HARTFORD FIRE IN CO	11,675	3.3%	12,506	3,064	24.5%	(619)
NATIONWIDE AGRIBUSINESS INS CO	11,391	3.2%	16,735	139,224	831.9%	(45)
FIDELITY & DEPOSIT CO OF MD	9,655	2.7%	9,684	1,061	11.0%	0
NATIONAL FARMERS UNION PROP & CAS	9,079	2.5%	9,288	(236)	N/A	(26)
FARMLAND MUT INS CO	8,889	2.5%	2,842	31	1.1%	0
WESTCHESTER FIRE INS CO	7,415	2.1%	7,878	(5,010)	N/A	430
ST PAUL FIRE & MARINE INS CO	7,303	2.0%	8,957	(1,287)	N/A	1,192
CINNINNATI INS CO	5,900	1.6%	4,927	25,000	507.4%	0
TWIN CITY FIRE INS CO CO	4,811	1.3%	6,204	1,615	26.0%	499
AMERICAN GUAR & LIAB INS	4,130	1.2%	3,490	52	1.5%	0
VIGILANT INS CO	3,728	1.0%	3,495	67	1.9%	1
PHILADELPHIA IND INS CO	3,591	1.0%	1,557	87	5.6%	0
EMPLOYERS MUT CAS CO	3,551	1.0%	2,765	(77)	N/A	(1)

## 2010 Business

## Burglary and Theft (continued)

COMPANY NAME	DIRECT PREMIUMS WRITTEN	MARKET SHARE	DIRECT PREMIUMS EARNED	DIRECT LOSSES INCURRED	LOSS RATIO	DIRECT DEFENSE & COST CONTAINMENT EXPENSE INCURRED
GREAT AMER INS CO	3,442	1.0%	3,511	150	4.3%	(15)
ALL OTHERS	43,653	12.2%	47,955	(21,572)	N/A	(3,333)
TOTAL	358,820	100.0%	361,394	290,626	80.4%	4,273

## Boiler and Machinery

COMPANY NAME	DIRECT PREMIUMS WRITTEN	MARKET SHARE	DIRECT PREMIUMS EARNED	DIRECT LOSSES INCURRED	LOSS RATIO	DIRECT DEFENSE & COST CONTAINMENT EXPENSE INCURRED
FACTORY MUT INS CO	2,249,608	33.9%	2,171,531	(270,820)	N/A	(11,718)
ZURICH AMER INS CO	833,705	12.6%	795,768	140,005	17.6%	17,427
HARTFORD STEAM BOIL INSPEC & INS CO	324,730	4.9%	341,706	84,204	24.6%	(921)
TRAVELERS PROP CAS CO OF AMER	281,248	4.2%	252,194	92,390	36.6%	2,331
PACIFIC IND CO	279,921	4.2%	255,980	3,159	1.2%	142
AFFILIATED FM INS CO	232,342	3.5%	237,397	338,364	142.5%	4,580
FEDERAL INS CO	219,477	3.3%	227,264	2,199	1.0%	75
AMCO INS CO	186,451	2.8%	164,168	66,887	40.7%	(282)
NATIONAL UNION FIRE INS CO OF PITTS	178,452	2.7%	209,240	11,345	5.4%	1,843
MUTUAL OF ENUMCLAW INS CO	152,396	2.3%	152,340	39,476	25.9%	0
CONTINENTAL CAS CO	149,125	2.2%	160,265	(22,683)	N/A	(3,476)
CONTINENTAL WESTERN INS CO	140,738	2.1%	111,287	61,729	55.5%	0
OREGON MUT INS CO	132,643	2.0%	135,127	198,871	147.2%	0
CINCINNATI INS CO	118,188	1.8%	131,851	11,365	8.6%	(13)
EMPLOYERS MUT CAS CO	103,783	1.6%	98,033	(553)	N/A	0
LUMBERMENS UNDERWRITING ALLIANCE	98,811	1.5%	90,553	0	0.0%	0
UNIVERSAL UNDERWRITERS INS CO	86,596	1.3%	112,353	(18,129)	N/A	(1,613)
ALLIANZ GLOBAL RISKS US INS CO	85,487	1.3%	87,286	2,224	2.5%	552
DAKOTA FIRE INS CO	68,352	1.0%	44,700	2,476	5.5%	0
WESTPORT INS CORP	53,411	0.8%	47,411	84	0.2%	16
ALL OTHERS	654,093	9.9%	604,262	60,110	9.9%	(3,806)
TOTAL	6,629,557	100.0%	6,430,716	802,703	12.5%	5,137

## Credit

COMPANY NAME	DIRECT PREMIUMS WRITTEN	MARKET SHARE	DIRECT PREMIUMS EARNED	DIRECT LOSSES INCURRED	LOSS RATIO	DIRECT DEFENSE & COST CONTAINMENT EXPENSE INCURRED
COFACE N AMER INS CO	562,254	20.9%	711,916	(35,003)	N/A	0
EULER HERMES AMER CREDIT IND CO	369,052	13.7%	324,430	284,923	87.8%	0
AMERICAN BANKERS INS CO OF FL	312,844	11.6%	315,652	30,164	9.6%	0
OLD REPUBLIC INS CO	285,184	10.6%	323,614	30,273	9.4%	0
AMERICAN SECURITY INS CO	182,504	6.8%	182,514	(13,650)	N/A	0
FIRST COLONIAL INS CO	176,419	6.6%	200,845	68,734	34.2%	0

## 2010 Business

## Credit (continued)

COMPANY NAME	DIRECT PREMIUMS WRITTEN	MARKET SHARE	DIRECT PREMIUMS EARNED	DIRECT LOSSES INCURRED	LOSS RATIO	DIRECT DEFENSE & COST CONTAINMENT EXPENSE INCURRED
STATE NATL INS CO INC	152,726	5.7%	86,006	75,771	88.1%	7,522
AMERICAN NATL PROP & CAS CO	141,939	5.3%	135,389	20,466	15.1%	0
AMERICAN RELIABLE INS CO	139,882	5.2%	138,479	8,920	6.4%	4
GREAT AMER INS CO	93,582	3.5%	93,582	130,382	139.3%	0
ACE AMER INS CO	79,874	3.0%	80,232	4,158	5.2%	(2,578)
EMPLOYERS FIRE INS CO	63,327	2.4%	57,358	42,235	73.6%	0
HSBC INS CO OF DE	60,517	2.2%	64,890	(66,483)	N/A	0
ARCH INS CO	31,223	1.2%	15,307	4,560	29.8%	1
STANDARD GUAR INS CO	28,531	1.1%	33,112	19,007	57.4%	0
WESCO INS CO	10,370	0.4%	14,222	1,631	11.5%	0
ZALE IND CO	6,835	0.3%	6,835	(105)	N/A	0
CONTINENTAL CAS CO	937	0.0%	937	0	N/A	0
VIRGINIA SURETY CO INC	140	0.0%	39	0	N/A	0
BANCINSURE INC	0	0.0%	0	(1)	N/A	0
ALL OTHERS	(5,006)	-0.2%	203,765	179,522	88.1%	8
TOTAL	2,693,134	100.0%	2,989,124	785,504	26.3%	4,957

## Warranty

COMPANY NAME	DIRECT PREMIUMS WRITTEN	MARKET SHARE	DIRECT PREMIUMS EARNED	DIRECT LOSSES INCURRED	LOSS RATIO	DIRECT DEFENSE & COST CONTAINMENT EXPENSE INCURRED
UNIVERSAL UNDERWRITERS INS CO	893,905	37.8%	937,041	527,730	56.3%	545
HERITAGE IND CO	393,733	16.6%	303,045	161,265	53.2%	4,137
OLD REPUBLIC INS CO	313,768	13.3%	215,728	92,876	43.1%	0
WESCO INS CO	244,897	10.3%	249,248	93,491	37.5%	0
AMERICAN MERCURY INS CO	244,438	10.3%	501,416	227,400	45.4%	(13)
NATIONAL CAS CO	130,681	5.5%	266,928	98,785	37.0%	0
FIRST COLONIAL INS CO	96,869	4.1%	137,483	37,839	27.5%	0
VIRGINIA SURETY CO INC	59,915	2.5%	84,116	75,576	89.8%	100
COURTESY INS CO	37,180	1.6%	36,701	40,318	109.9%	0
AMERICAN BANKERS INS CO OF FL	14,689	0.6%	5,140	5,368	104.4%	0
GREAT AMER INS CO	10,327	0.4%	(4,612)	(1,094)	23.7%	0
DEALERS ASSUR CO	7,728	0.3%	17,480	1,285	7.4%	0
AMERICAN RELIABLE INS CO	1,650	0.1%	1,650	(11)	N/A	(1)
CHRYSLER INS CO	540	0.0%	5,474	0	0.0%	0
ALLSTATE INS CO	0	0.0%	895	0	0.0%	0
FIREMANS FUND INS CO	0	0.0%	(21)	(1,410)	N/A	0
AMERICAN MOTORISTS INS CO	0	0.0%	0	10	N/A	3
BALBOA INS CO	0	0.0%	(2,502)	154	N/A	0
CONTINENTAL INS CO	0	0.0%	4,683	2,560	54.7%	182
MIC PROP & CAS INS CORP	0	0.0%	161	16	9.9%	2
ALL OTHERS	(83,663)	-3.5%	1,937,304	441,258	22.8%	5,248
TOTAL	2,366,657	100.0%	4,697,358	1,803,416	38.4%	10,203

# 2010 Business Accident and Health - Life, Health and Managed Care Companies

NAIC Data Current as of July 1, 2011

COMPANY NAME	DIRECT PREMIUMS WRITTEN	MARKET SHARE	PREMIUMS EARNED	LOSSES INCURRED	LOSS RATIO
BLUE CROSS OF IDAHO HEALTH SERVICE, INC.	1,149,411,470	47.1%	1,148,456,287	1,003,680,574	87.4%
REGENCE BLUESHIELD OF IDAHO, INC.	479,122,139	19.6%	480,107,509	384,701,579	80.1%
UNITED HEALTHCARE INS CO	169,277,092	6.9%	169,943,169	142,912,320	84.1%
HUMANA INS CO	104,968,566	4.3%	103,616,242	85,523,226	82.5%
PACIFICSOURCE HLTH PLANS	53,176,572	2.2%	53,176,572	42,894,864	80.7%
STERLING LIFE INS CO	48,937,205	2.0%	48,580,407	40,319,258	83.0%
AMERICAN FAMILY LIFE ASSURANCE CO OF COLUMBUS	29,133,596	1.2%	29,276,619	17,361,154	59.3%
AETNA LIFE INS CO	27,971,353	1.1%	28,095,303	22,044,469	78.5%
ALTIUS HLTH PLANS INC	15,249,676	0.6%	15,249,676	12,385,058	81.2%
MUTUAL OF OMAHA INS CO	15,068,552	0.6%	15,192,140	10,021,191	66.0%
METROPOLITAN LIFE INS CO	14,271,195	0.6%	14,239,677	17,528,695	123.1%
BANKERS LIFE AND CASUALTY CO	12,856,378	0.5%	13,378,705	9,848,187	73.6%
CONNECTICUT GENERAL LIFE INS CO	12,494,626	0.5%	12,455,264	9,893,598	79.4%
SIERRA HEALTH AND LIFE INS CO, INC.	12,381,703	0.5%	12,387,318	11,292,329	91.2%
FIRST HEALTH LIFE & HEALTH INS CO	12,321,923	0.5%	12,212,831	10,389,628	85.1%
GROUP HEALTH OPTIONS, INC.	11,890,770	0.5%	11,611,851	8,552,139	73.7%
NATIONWIDE LIFE INS CO	10,700,875	0.4%	4,793,403	4,754,463	99.2%
TIME INS CO	9,601,833	0.4%	9,731,691	6,693,769	68.8%
DESERET MUTUAL INS CO	8,819,881	0.4%	8,819,881	6,602,042	74.9%
LIFE INSURANCE COMPANY OF NORTH AMERICA	8,666,874	0.4%	8,666,880	5,590,468	64.5%
ALL OTHER COMPANIES (269)	234,924,507	9.6%	235,484,355	168,223,161	71.4%
TOTAL	2,441,246,786	100.0%	2,435,475,780	2,021,212,172	83.0%

*Title*

COMPANY NAME	DIRECT PREMIUMS WRITTEN	MARKET SHARE	DIRECT PREMIUMS EARNED	DIRECT LOSSES INCURRED	LOSS RATIO
FIRST AMERICAN TITLE INS CO	27,484,981	30.7%	27,792,408	1,132,090	4.1%
OLD REPUBLIC NATIONAL TITLE INS CO	17,350,978	19.4%	17,176,797	255,927	1.5%
CHICAGO TITLE INS CO	13,587,916	15.2%	13,619,164	1,438,561	10.6%
STEWART TITLE GUARANTY CO	9,480,698	10.6%	9,598,186	1,868,327	19.5%
FIDELITY NATIONAL TITLE INS CO	7,914,337	8.8%	8,038,605	4,632,464	57.6%
WESTCOR LAND TITLE INS CO	7,603,232	8.5%	7,248,109	1,230	0.0%
COMMONWEALTH LAND TITLE INS CO	6,075,287	6.8%	6,008,215	3,527,185	58.7%
AMERICAN GUARANTY TITLE INS CO	0	0.0%	0	0	N/A
INVESTORS TITLE INS CO	0	0.0%	0	0	N/A
TRANSUNION NATIONAL TITLE INS CO	0	0.0%	0	0	N/A
UNITED GENERAL TITLE INS CO	0	0.0%	0	0	N/A
TOTAL	89,497,429	100.0%	89,481,484	12,855,784	14.4%

## 2010 Business Ordinary Life & Annuity

COMPANY NAME	DIRECT PREMIUMS WRITTEN	DIRECT ANNUITY CONSIDERATION	DIRECT CLAIMS & BENEFITS PAID	IN FORCE ON 12/31/2009	MARKET SHARE (PREMIUMS)	MARKET SHARE (IN FORCE)
NORTHWESTERN MUTUAL LIFE INS CO	52,147,426	14,745,429	49,913,774	7,612,035,810	13.7%	10.8%
FARM BUREAU LIFE INS CO	15,010,328	9,538,092	17,034,354	2,961,750,454	3.9%	4.2%
BENEFICIAL LIFE INS CO	13,990,095	1,525,545	46,510,107	3,508,675,631	3.7%	5.0%
JOHN HANCOCK LIFE INS CO (U.S.A.)	13,798,034	9,563,288	16,347,739	1,248,862,892	3.6%	1.8%
STATE FARM LIFE INS CO	13,450,690	6,962,731	12,555,218	2,994,433,853	3.5%	4.3%
NEW YORK LIFE INS CO	11,435,555	0	22,284,343	1,937,456,494	3.0%	2.8%
LINCOLN NATIONAL LIFE INS CO	11,368,714	43,351,890	46,363,781	1,276,336,316	3.0%	1.8%
MASSACHUSETTS MUTUAL LIFE INS CO	10,229,102	11,011,667	9,818,770	1,141,102,282	2.7%	1.6%
PROTECTIVE LIFE INS CO	9,207,580	1,373,915	6,149,903	1,766,653,990	2.4%	2.5%
PRIMERICA LIFE INS CO	7,605,367	4,021	3,224,924	3,177,575,807	2.0%	4.5%
HARTFORD LIFE AND ANNUITY INS CO	6,819,340	331,143	30,678,008	633,269,287	1.8%	0.9%
FARMERS NEW WORLD LIFE INS CO	6,667,999	1,184,384	5,446,941	2,165,364,889	1.8%	3.1%
TRANSAMERICA LIFE INS CO	6,343,549	11,477,746	23,188,079	1,302,944,185	1.7%	1.9%
AMERICAN GENERAL LIFE INS CO	6,140,492	2,464,342	9,466,155	2,397,738,214	1.6%	3.4%
AVIVA LIFE AND ANNUITY CO	6,103,958	26,909,091	14,649,157	647,235,652	1.6%	0.9%
LINCOLN BENEFIT LIFE CO	5,911,175	5,043,204	10,442,041	1,933,897,303	1.6%	2.8%
GENWORTH LIFE AND ANNUITY INS CO	5,803,270	2,876,195	8,353,865	2,756,553,358	1.5%	3.9%
OHIO NATIONAL LIFE ASSURANCE CORPORATION	5,721,170	0	2,597,697	1,231,203,874	1.5%	1.8%
NEW YORK LIFE INS AND ANNUITY CORPORATION	5,183,615	28,757,855	22,373,906	368,073,335	1.4%	0.5%
MONY LIFE INS CO	5,159,338	0	10,316,126	473,437,496	1.4%	0.7%
ALL OTHER (311)	162,561,844	523,642,119	551,726,613	28,636,007,971	42.7%	40.8%
TOTAL	380,658,641	700,762,657	919,441,501	70,170,609,093	100.0%	100.0%

## Credit Life

COMPANY NAME	DIRECT PREMIUMS WRITTEN	DIRECT CLAIMS & BENEFITS PAID	IN FORCE ON 12/31/2009	MARKET SHARE (PREMIUMS)	MARKET SHARE (IN FORCE)
CUNA MUTUAL INS SOCIETY	1,502,201	898,602	165,818,078	30.8%	36.0%
MINNESOTA LIFE INS CO	671,063	282,878	56,672,835	13.8%	12.3%
AMERICAN BANKERS LIFE ASSURANCE CO OF FLORIDA	553,841	402,172	47,542,093	11.4%	10.3%
AMERICAN MODERN LIFE INS CO	522,129	274,362	39,733,496	10.7%	8.6%
AMERICAN NATIONAL INS CO	499,540	110,139	37,517,690	10.2%	8.1%
AMERICAN HEALTH AND LIFE INS CO	357,640	371,296	34,868,500	7.3%	7.6%
MERIT LIFE INS CO	201,491	103,906	14,485,785	4.1%	3.1%
HOUSEHOLD LIFE INS CO	119,597	155,491	12,672,444	2.5%	2.8%
TRANSAMERICA LIFE INS CO	101,164	74,654	9,544,383	2.1%	2.1%
CENTURION LIFE INS CO	98,074	0	5,957,218	2.0%	1.3%
CENTRAL STATES HEALTH AND LIFE CO. OF OMAHA	95,137	62,134	6,698,656	2.0%	1.5%
LANDCAR LIFE INS CO	55,704	4,041	7,985,063	1.1%	1.7%
PROTECTIVE LIFE INS CO	36,968	0	2,017,822	0.8%	0.4%
GUARANTEE TRUST LIFE INS CO	18,388	0	1,815,417	0.4%	0.4%
AMERICAN REPUBLIC INS CO	17,037	21,423	0	0.3%	0.0%
AMERICAN HERITAGE LIFE INS CO	14,612	40,514	2,177,885	0.3%	0.5%
STONEBRIDGE LIFE INS CO	14,221	2,658	1,021,794	0.3%	0.2%
GENERAL FIDELITY LIFE INS CO	10,963	0	3,284	0.2%	0.0%
MONUMENTAL LIFE INS CO	6,674	28	947,555	0.1%	0.2%

## 2010 Business

## Credit Life (continued)

COMPANY NAME	DIRECT PREMIUMS WRITTEN	DIRECT CLAIMS & BENEFITS PAID	IN FORCE ON 12/31/2009	MARKET SHARE (PREMIUMS)	MARKET SHARE (IN FORCE)
ZALE LIFE INS CO	1,743	0	167,442	0.0%	0.0%
ALL OTHER (13)	(20,926)	22,202	12,865,441	N/A	2.8%
TOTAL	4,877,261	2,826,500	460,512,881	100.0%	100.0%

COMPANY NAME	DIRECT PREMIUMS WRITTEN	DIRECT ANNUITY CONSIDERATION	DIRECT CLAIMS & BENEFITS PAID	IN FORCE ON 12/31/200	MARKET SHARE (PREMIUMS)	MARKET SHARE (IN FORCE)
PRUDENTIAL INS CO OF AMERICA (THE)	14,126,389	15,526,277	89,655,164	7,977,914,939	16.1%	24.6%
METROPOLITAN LIFE INS CO	11,716,835	1,337,622	90,234,324	6,304,484,435	13.4%	19.5%
PRINCIPAL LIFE INS CO	7,764,436	0	10,211,537	1,180,242,545	8.9%	3.6%
STANDARD INS CO	7,589,669	0	5,716,182	3,136,916,000	8.7%	9.7%
HARTFORD LIFE & ACCIDENT INS CO	5,512,310	0	4,631,967	3,334,956,774	6.3%	10.3%
GREAT WESTERN INS CO	5,407,057	0	2,994,411	34,638,311	6.2%	0.1%
NEW YORK LIFE INS CO	4,788,831	294,868	4,230,572	522,031,630	5.5%	1.6%
RELIASTAR LIFE INS CO	2,968,675	797,927	2,805,767	850,061,896	3.4%	2.6%
MINNESOTA LIFE INS CO	2,801,849	0	4,225,964	791,418,675	3.2%	2.4%
LIFE INS CO OF NORTH AMERICA	2,531,707	0	2,298,132	840,415,964	2.9%	2.6%
UNUM LIFE INS CO OF AMERICA	2,403,274	0	1,413,245	832,876,427	2.7%	2.6%
REGENCE LIFE AND HEALTH INS CO	2,218,956	0	907,567	886,424,000	2.5%	2.7%
UNITED OF OMAHA LIFE INS CO	2,009,035	246,050	1,292,519	1,061,653,276	2.3%	3.3%
CUNA MUTUAL INS SOCIETY	1,941,999	4,499,925	6,893,398	149,992,692	2.2%	0.5%
UNITED HERITAGE LIFE INS CO	1,562,226	1,048,765	1,995,732	875,372,912	1.8%	2.7%
FORETHOUGHT LIFE INS CO	1,361,399	0	2,469,682	26,613,792	1.6%	0.1%
CONNECTICUT GENERAL LIFE INS CO	1,094,407	0	878,048	237,049,045	1.2%	0.7%
LIFEWISE ASSURANCE CO	818,380	0	1,056,000	674,442,980	0.9%	2.1%
5 STAR LIFE INS CO	795,502	0	665,400	377,729,250	0.9%	1.2%
GLOBE LIFE AND ACCIDENT INS CO	690,136	0	390,000	33,807,074	0.8%	0.1%
ALL OTHER (204)	7,603,531	165,387,710	312,198,247	2,261,739,884	8.7%	7.0%
TOTAL	87,706,603	23,751,434	547,163,858	32,390,782,501	100.0%	100.0%

## Industrial Life

COMPANY NAME	DIRECT PREMIUMS WRITTEN	DIRECT CLAIMS & BENEFITS PAID	IN FORCE ON 12/31/2009	MARKET SHARE (PREMIUMS)	MARKET SHARE (IN FORCE)
UNION SECURITY INS CO	1,117	10,000	175,253	40.0%	1.5%
AMERICAN GENERAL LIFE AND ACCIDENT INS CO	1,028	12,311	323,623	36.8%	2.9%
LIBERTY LIFE INS CO	203	961	5,150	7.3%	0.0%
MONUMENTAL LIFE INS CO	134	2,704	37,053	4.8%	0.3%
SECURITY NATIONAL LIFE INS CO	118	0	12,750	4.2%	0.1%
LINCOLN LIFE & ANNUITY CO OF NEW YORK	79	0	3,457	2.8%	0.0%
LIBERTY NATIONAL LIFE INS CO	51	2,758	0	1.8%	0.0%
AMERICAN NATIONAL INS CO	33	2,163	18,204	1.2%	0.2%
WESTERN AND SOUTHERN LIFE INS CO (THE)	25	29	76,856	0.9%	0.7%
NATIONAL GUARDIAN LIFE INS CO	3	0	2,702	0.1%	0.0%
BALTIMORE LIFE INS CO (THE)	0	0	2,385	0.0%	0.0%



## 2010 Business

## Industrial Life (continued)

COMPANY NAME	DIRECT PREMIUMS WRITTEN	DIRECT CLAIMS & BENEFITS PAID	IN FORCE ON 12/31/2009	MARKET SHARE (PREMIUMS)	MARKET SHARE (IN FORCE)
JACKSON NATIONAL LIFE INS CO	0	8,307	0	0.0%	0.0%
METROPOLITAN LIFE INS CO	0	319,521	6,301,208	0.0%	55.5%
OLD RELIANCE INS CO	0	0	5,000	0.0%	0.0%
PRUDENTIAL INS CO OF AMERICA (THE)	0	158,439	4,078,342	0.0%	35.9%
RELIABLE LIFE INS CO (THE)	0	0	9,456	0.0%	0.1%
SECURITY LIFE OF DENVER INS CO	0	4,307	287,987	0.0%	2.5%
UNIVERSAL GUARANTY LIFE INS CO	0	0	500	0.0%	0.0%
WASHINGTON NATIONAL INS CO	0	0	9,000	0.0%	0.1%
TOTAL	2,792	521,522	11,348,926	100.0%	100.0%

*Summary of Financial Condition as of December 31, 2010*  
*Life and Disability Insurers*

COMPANY NAME	STATE	ADMITTED ASSETS	CAPITAL & SURPLUS	NET GAIN FROM OPERATIONS	PREM/ANNUITY CONSIDERATIONS	INCURRED BENEFITS
4 EVER LIFE INS CO	IL	174,475,410	77,757,019	4,541,256	167,503,499	138,069,209
5 STAR LIFE INS CO	LA	202,943,444	52,788,962	2,949,115	101,601,688	90,479,102
AAA LIFE INS CO	MI	437,929,085	83,720,205	2,857,348	108,403,899	83,450,123
ABILITY INS CO	NE	214,112,790	32,962,450	(8,708,270)	45,966,853	41,973,143
ACACIA LIFE INS CO	DC	1,534,906,376	332,970,788	21,412,978	56,797,146	74,359,884
ACCENDO INS CO	UT	110,958,013	67,355,640	(1,594,235)	538,252,870	458,751,012
ACE LIFE INS CO	CT	38,909,351	15,513,775	(3,085,927)	5,050,009	4,420,234
ADMIRAL LIFE INS CO OF AMERICA	AZ	11,992,072	9,255,053	232,102	3,025,057	2,466,223
AETNA HEALTH AND LIFE INS CO	CT	1,906,085,708	251,746,038	45,916,905	383,079,262	382,766,625
AETNA HEALTH INS CO	PA	52,194,632	26,072,632	7,797,815	109,310,314	51,138,437
AETNA LIFE INS CO	CT	21,237,425,146	4,182,377,933	1,138,003,894	13,868,704,423	11,703,770,490
ALL SAVERS INS CO	IN	7,822,501	4,555,922	474,426	5,720,681	4,252,683
ALLIANZ LIFE AND ANNUITY CO	MN	16,701,048	11,368,890	621,718	0	404,310
ALLIANZ LIFE INS CO OF NORTH AMERICA	MN	84,464,206,882	4,595,187,724	1,042,149,085	9,618,613,467	9,339,381,262
ALLSTATE ASSURANCE CO	IL	11,228,640	9,701,709	282,899	0	0
ALLSTATE LIFE INS CO	IL	58,763,010,092	3,339,137,098	39,766,829	2,459,553,878	4,357,318,974
AMALGAMATED LIFE INS CO	NY	72,159,601	36,290,190	2,809,194	46,264,734	39,072,270
AMERICAN BANKERS LIFE ASSURANCE CO OF FLORIDA	FL	626,532,264	88,069,337	22,647,580	89,073,963	28,440,163
AMERICAN CAPITAL INS CO	TX	72,222,752	10,934,448	2,024,641	1,961,898	1,826,099
AMERICAN COMMUNITY MUTUAL INS CO	MI	46,647,188	17,926,079	(4,703,081)	143,448,704	92,674,239
AMERICAN EQUITY INVESTMENT LIFE INS CO	IA	21,125,501,127	1,400,684,975	187,503,027	4,051,491,631	4,515,547,549
AMERICAN FAMILY LIFE ASSURANCE CO OF COLUMBUS	NE	89,723,267,205	6,739,785,703	2,522,789,256	18,324,800,317	12,695,122,502
AMERICAN FAMILY LIFE INS CO	WI	4,432,070,669	637,007,620	76,325,282	373,598,063	418,508,375
AMERICAN FARMERS & RANCHERS LIFE INS CO	OK	18,408,190	2,017,822	124,224	3,078,172	3,119,889
AMERICAN FIDELITY ASSURANCE CO	OK	3,780,923,579	287,220,897	64,399,839	681,238,130	503,653,744
AMERICAN FIDELITY LIFE INS CO	FL	460,658,456	70,690,550	3,310,771	13,460,378	18,753,508
AMERICAN GENERAL ASSURANCE CO	IL	190,306,648	106,052,581	10,366,557	53,358,086	17,915,557
AMERICAN GENERAL LIFE AND ACCIDENT INS CO	TN	9,636,966,660	840,752,127	287,958,490	805,881,802	774,014,026
AMERICAN GENERAL LIFE INS CO	TX	41,582,692,391	6,612,085,040	508,937,182	1,367,023,100	3,439,364,676
AMERICAN GENERAL LIFE INS CO OF DELAWARE	DE	9,398,343,910	652,682,680	74,655,667	351,093,132	360,720,960
AMERICAN HEALTH AND LIFE INS CO	TX	1,129,273,545	278,410,902	12,897,503	354,511,580	242,628,050
AMERICAN HERITAGE LIFE INS CO	FL	1,518,380,626	255,022,095	27,131,284	617,580,590	374,558,288
AMERICAN HOME LIFE INS CO (THE)	KS	196,785,678	15,600,334	1,647,973	35,048,036	34,746,413
AMERICAN INCOME LIFE INS CO	IN	2,136,407,531	200,072,416	103,358,299	625,527,297	319,607,802
AMERICAN MATURITY LIFE INS CO	CT	62,002,925	46,891,569	1,034,631	93,981	476,157
AMERICAN MEDICAL SECURITY LIFE INS CO	WI	69,961,613	41,904,173	24,440,316	142,336,502	88,483,521
AMERICAN MEMORIAL LIFE INS CO	SD	2,107,922,905	108,320,722	22,738,893	324,812,817	311,235,605
AMERICAN MODERN LIFE INS CO	OH	62,645,477	21,142,631	557,081	9,749,624	1,720,481
AMERICAN NATIONAL INS CO	TX	16,438,191,243	1,954,149,056	110,858,059	2,020,976,092	2,222,150,335
AMERICAN NATIONAL LIFE INS CO OF TEXAS	TX	124,515,244	28,541,179	(5,541,936)	92,506,749	76,003,539
AMERICAN PHOENIX LIFE AND REASSURANCE CO	CT	19,632,716	14,788,524	(981,752)	93,408	1,838,537
AMERICAN PIONEER LIFE INS CO	FL	78,124,352	19,840,454	(158,763)	69,145,412	62,681,942
AMERICAN PIONEER LIFE INS CO	OK	77,968,553	18,491,033	541,186	40,528,524	26,371,587
AMERICAN PUBLIC LIFE INS CO	IA	537,807,917	264,881,009	34,286,431	362,771,573	254,879,397
AMERICAN SPECIALTY HEALTH INS CO	IL	8,366,731	7,658,636	159,871	6,378,552	2,617,135
AMERICAN UNDERWRITERS LIFE INS CO	AZ	81,089,698	13,243,978	768,331	9,140,506	11,513,875
AMERICAN UNITED LIFE INS CO	IN	16,537,474,423	812,214,883	69,572,184	2,353,948,028	2,140,380,937

*Summary of Financial Condition as of December 31, 2010*  
*Life and Disability Insurers*

COMPANY NAME	STATE	ADMITTED ASSETS	CAPITAL & SURPLUS	NET GAIN FROM OPERATIONS	PREMIUM/ANNUITY CONSIDERATIONS	INCURRED BENEFITS
AMERICAN-AMICABLE LIFE INS CO OF TEXAS	TX	394,618,694	57,957,458	(2,736,033)	46,419,370	37,769,823
AMERICO FINANCIAL LIFE AND ANNUITY INS CO	TX	3,628,279,596	352,614,219	56,678,744	316,276,606	304,977,751
AMERITAS LIFE INS CORP.	NE	7,124,569,433	1,330,876,587	73,366,977	1,154,124,534	994,618,765
AMICA LIFE INS CO	RI	1,024,041,508	185,699,122	15,225,673	71,157,866	65,503,326
ANNUITY INVESTORS LIFE INS CO	OH	2,440,028,453	142,012,140	17,818,119	351,284,939	409,751,229
ANTHEM INS CO INC	IN	2,804,423,504	736,622,724	334,238,637	5,678,441,270	4,630,748,291
ANTHEM LIFE INS CO	IN	326,137,295	71,463,514	20,960,564	168,708,956	99,115,909
ASSURITY LIFE INS CO	NE	2,326,324,501	256,883,489	12,668,362	254,426,229	246,950,584
AURORA NATIONAL LIFE ASSURANCE CO	CA	2,902,446,704	341,940,275	19,041,048	955,684	(81,486,317)
AUTO-OWNERS LIFE INS CO	MI	2,735,645,659	250,875,441	14,610,704	411,491,282	462,193,134
AVIVA LIFE AND ANNUITY CO	IA	45,603,044,481	2,356,073,958	197,461,929	6,465,757,435	6,764,172,577
AXA CORPORATE SOLUTIONS LIFE REINS CO	DE	1,276,457,700	265,185,755	(22,868,219)	83,786,642	123,876,705
AXA EQUITABLE LIFE AND ANNUITY CO	CO	520,606,883	61,861,995	7,574,147	5,394,190	25,934,996
AXA EQUITABLE LIFE INS CO	NY	135,726,109,289	3,801,285,244	593,461,162	9,678,715,033	11,743,211,203
BALBOA LIFE INS CO	CA	47,655,211	36,727,473	1,395,336	13,061,928	1,454,263
BALTIMORE LIFE INS CO (THE)	MD	917,858,483	71,701,023	7,380,227	105,841,389	98,374,587
BANKERS FIDELITY LIFE INS CO	GA	117,937,707	31,873,687	2,999,349	62,752,121	44,622,098
BANKERS LIFE AND CASUALTY CO	IL	13,753,678,780	774,676,271	187,662,835	2,329,026,983	2,362,258,086
BANKERS LIFE INS CO	FL	37,523,105	16,156,613	5,346,707	(161,378,411)	(156,756,659)
BANKERS RESERVE LIFE INS CO OF WISCONSIN	WI	116,946,025	70,613,868	13,437,738	476,373,748	371,684,106
BANNER LIFE INS CO	MD	1,918,462,877	676,476,083	23,342,979	81,445,328	38,434,848
BENEFICIAL LIFE INS CO	UT	3,325,327,998	507,732,319	41,952,090	62,019,360	195,306,228
BERKLEY LIFE AND HEALTH INS CO	IA	31,495,524	26,448,324	295,764	4,817,618	3,739,568
BERKSHIRE HATHAWAY LIFE INS CO OF NEBRASKA	NE	8,413,268,236	1,553,255,314	(431,254,279)	2,435,715,292	2,840,376,896
BERKSHIRE LIFE INS CO OF AMERICA	MA	2,814,669,327	493,774,997	48,840,262	458,079,752	337,825,269
BEST LIFE AND HEALTH INS CO	TX	13,327,057	8,383,114	124,427	37,747,662	26,948,969
BLUE CROSS OF IDAHO HEALTH SERVICE, INC.	ID	600,289,902	415,500,665	33,083,118	1,148,456,288	1,003,680,577
BOSTON MUTUAL LIFE INS CO	MA	1,048,910,375	118,783,342	11,601,479	171,203,513	134,920,120
BRAVO HEALTH INS CO, INC.	DE	67,716,116	44,560,051	14,250,415	318,821,571	263,915,696
BROKERS NATIONAL LIFE ASSURANCE CO	AR	25,395,006	16,157,260	2,329,483	39,897,162	25,125,670
C.M. LIFE INS CO	CT	8,427,843,165	837,186,516	90,486,790	445,318,377	781,593,828
CANADA LIFE ASSURANCE CO (THE)	MI	4,269,467,637	124,175,596	(8,381,584)	61,523,718	104,479,300
CAPITOL LIFE INS CO (THE)	TX	237,157,022	14,904,179	3,123,510	11,744,525	23,615,084
CELTIC INS CO	IL	56,954,884	20,715,222	728,978	81,407,141	55,031,980
CENTRAL SECURITY LIFE INS CO	TX	78,642,069	7,699,302	307,603	3,549,527	4,132,647
CENTRAL STATES HEALTH AND LIFE CO. OF OMAHA	NE	331,408,787	102,282,633	7,044,768	65,941,010	29,051,506
CENTRAL UNITED LIFE INS CO	AR	321,772,192	53,855,478	12,050,666	102,552,987	70,283,617
CENTRE LIFE INS CO	MA	1,841,168,665	89,151,198	16,390,937	3,058,200	(6,201,973)
CENTURION LIFE INS CO	IA	1,965,144,273	1,066,442,663	44,002,129	81,061,962	71,687,063
CHARTER NATIONAL LIFE INS CO	IL	149,329,347	10,594,469	278,369	0	0
CHESAPEAKE LIFE INS CO (THE)	OK	60,608,217	44,725,168	2,634,451	18,696,314	9,581,902
CHRISTIAN FIDELITY LIFE INS CO	TX	83,159,236	32,798,886	4,346,782	51,950,971	40,846,610
CHURCH LIFE INS CORPORATION	NY	237,131,939	38,933,723	3,283,045	36,223,707	37,660,558
CICA LIFE INS CO OF AMERICA	CO	500,224,670	50,672,848	7,384,630	110,001,389	80,078,587
CIGNA HEALTH AND LIFE INS CO	CT	65,219,530	50,996,954	12,893,969	23,649,478	18,877,918
CINCINNATI LIFE INS CO (THE)	OH	3,165,185,490	302,963,155	13,469,208	368,720,097	426,760,648

# Summary of Financial Condition as of December 31, 2010

## Life and Disability Insurers

NAIC Data Current as of July 1, 2011

COMPANY NAME	STATE	ADMITTED ASSETS	CAPITAL & SURPLUS	NET GAIN FROM OPERATIONS	PREMI/ANNUITY CONSIDERATIONS	INCURRED BENEFITS
COLONIAL LIFE & ACCIDENT INS CO	SC	2,300,052,819	491,738,262	138,106,918	1,103,851,580	581,071,935
COLONIAL PENN LIFE INS CO	PA	733,759,228	73,264,429	1,221,121	193,987,715	131,989,705
COLORADO BANKERS LIFE INS CO	CO	182,985,021	17,851,321	(1,173,127)	80,990,466	45,412,898
COLUMBIAN LIFE INS CO	IL	256,293,925	19,532,321	186,080	47,743,835	36,287,753
COLUMBIAN MUTUAL LIFE INS CO	NY	914,520,478	88,404,778	3,349,444	164,022,939	117,174,096
COLUMBUS LIFE INS CO	OH	2,916,264,107	258,529,815	15,235,193	191,642,758	258,351,716
COMBINED INS CO OF AMERICA	IL	2,543,794,461	741,664,002	233,721,459	478,855,774	91,541,155
COMMERCIAL TRAVELERS MUTUAL INS CO	NY	32,684,901	6,905,013	(1,725,336)	35,504,166	23,669,821
COMMONWEALTH ANNUITY AND LIFE INS CO	MA	6,755,658,499	411,612,972	169,929,971	41,308,051	179,817,278
COMPANION LIFE INS CO	SC	160,085,492	91,819,114	6,894,055	161,485,893	110,094,262
COMPENEFITS INS CO	TX	49,887,284	35,665,202	6,967,589	128,742,422	89,565,486
CONGRESS LIFE INS CO	AZ	13,321,836	12,587,547	(333,589)	0	0
CONNECTICUT GENERAL LIFE INS CO	CT	20,055,457,384	3,014,504,500	687,968,516	8,750,855,186	7,625,148,601
CONSECO LIFE INS CO	IN	4,272,809,236	103,651,495	10,489,916	294,549,103	515,354,441
CONSTITUTION LIFE INS CO	TX	62,944,599	37,231,906	11,661,754	54,724,185	36,597,981
CONTINENTAL AMERICAN INS CO	SC	116,795,676	31,541,192	(2,128,111)	103,980,922	56,296,856
CONTINENTAL ASSURANCE CO	IL	3,235,385,255	497,600,663	74,703,132	903,637	150,490,521
CONTINENTAL GENERAL INS CO	OH	216,269,233	36,521,179	13,695,038	60,474,990	51,639,878
CONTINENTAL LIFE INS CO OF BRENTWOOD, TENNESSEE	TN	143,867,260	58,989,610	11,627,998	142,502,846	99,673,983
CORVESTA LIFE INS CO	AZ	10,023,862	8,138,359	(158,713)	59,564	7,234
COUNTRY INVESTORS LIFE ASSURANCE CO	IL	244,929,901	160,154,308	4,390,569	0	15,543,588
COUNTRY LIFE INS CO	IL	8,576,560,872	985,349,256	77,677,777	588,155,710	623,229,925
CROWN LIFE INS CO	MI	298,099,593	32,252,773	1,217,346	7,177,374	15,826,908
CSI LIFE INS CO	NE	17,533,733	12,891,799	(7,271)	5,359,996	2,150,592
CUNA MUTUAL INS SOCIETY	IA	13,330,405,751	1,354,816,645	75,244,324	2,264,294,432	2,387,274,030
DELAWARE AMERICAN LIFE INS CO	DE	86,090,789	29,417,213	7,160,019	72,695,274	44,403,923
DENEGRA INS CO	DE	29,714,336	16,467,597	207,600	28,720,703	60,136,618
DESERET MUTUAL INS CO	UT	47,528,383	7,022,437	263,074	23,957,242	21,047,879
DIRECT GENERAL LIFE INS CO	SC	26,793,399	14,836,428	4,736,730	19,748,950	2,218,053
EDUCATORS MUTUAL INS ASSOCIATION	UT	73,970,789	47,297,927	5,686,751	58,096,135	49,021,200
EMC NATIONAL LIFE CO	IA	1,024,754,005	75,875,397	12,484,136	125,204,776	139,653,993
EMPHEYS INS CO	TX	4,566,297	4,247,301	29,711	240,357	5,149
EMPLOYEES LIFE CO (MUTUAL)	IL	384,835,117	25,019,786	4,099,243	121,955,374	(94,901,120)
EMPLOYEES REASSURANCE CORPORATION	KS	10,205,206,072	692,017,742	(100,597,950)	632,571,472	1,126,580,021
ENVISION INS CO	OH	97,007,010	19,328,472	575,360	57,978,186	96,306,911
EQUITABLE LIFE & CASUALTY INS CO	UT	215,770,779	29,458,002	(4,784,832)	77,357,361	55,315,656
EQUITRUST LIFE INS CO	IA	7,360,738,230	451,492,140	16,256,509	390,935,969	725,622,905
EVERENCE INS CO	IN	26,986,451	10,284,883	(3,312,804)	15,125,156	14,530,973
EXPRESS SCRIPTS INS CO	AZ	39,076,601	13,256,002	1,934,347	30,471,743	27,360,391
FAMILY HERITAGE LIFE INS CO OF AMERICA	OH	431,934,801	48,331,135	14,041,513	145,867,627	84,683,178
FAMILY LIFE INS CO	TX	130,287,481	29,317,374	4,813,469	27,416,760	17,628,407
FAMILY SERVICE LIFE INS CO	TX	442,348,465	37,725,020	7,508,216	16,560	17,273,547
FARM BUREAU LIFE INS CO	IA	6,622,861,518	453,631,481	65,149,352	610,708,511	764,841,499
FARMERS NEW WORLD LIFE INS CO	WA	6,858,768,936	671,534,389	123,711,613	610,551,131	572,760,184
FEDERAL LIFE INS CO (MUTUAL)	IL	220,021,491	22,436,715	(2,644,078)	22,607,069	25,054,928

# Summary of Financial Condition as of December 31, 2010

## Life and Disability Insurers

NAIC Data Current as of July 1,2011

COMPANY NAME	STATE	ADMITTED ASSETS	CAPITAL & SURPLUS	NET GAIN FROM OPERATIONS	PREMIUM/ANNUITY CONSIDERATIONS	INCURRED BENEFITS
FEDERATED LIFE INS CO	MN	1,099,178,718	247,508,504	20,580,332	143,705,839	127,218,337
FIDELITY & GUARANTY LIFE INS CO	MD	16,386,057,523	902,118,143	295,105,667	1,127,617,360	1,763,557,608
FIDELITY INVESTMENTS LIFE INS CO	UT	16,672,983,973	739,299,564	63,481,805	1,517,346,107	1,176,502,588
FIDELITY LIFE ASSOCIATION, A LEGAL RESERVE LIFE INS CO	IL	480,524,498	196,362,677	(13,003,100)	63,119,917	61,368,189
FIDELITY SECURITY LIFE INS CO	MO	664,364,827	109,418,910	15,633,269	207,859,576	169,641,223
FINANCIAL AMERICAN LIFE INS CO	KS	53,459,191	17,561,631	(1,661,414)	6,446,659	725,788
FINANCIAL ASSURANCE LIFE INS CO	TX	10,091,415	8,910,684	196,337	92,157	188,461
FIRST ALLMERICA FINANCIAL LIFE INS CO	MA	1,479,570,559	189,000,760	33,812,477	30,946,386	63,293,284
FIRST HEALTH LIFE & HEALTH INS CO	TX	592,366,635	329,296,854	64,181,345	1,125,242,744	960,241,146
FIRST INVESTORS LIFE INS CO	NY	1,152,919,698	28,474,789	10,435,175	101,563,898	128,431,128
FIRST PENN-PACIFIC LIFE INS CO	IN	1,894,354,076	204,946,297	3,801,949	174,086,768	275,312,784
FORETHOUGHT LIFE INS CO	IN	4,939,549,746	417,342,104	75,373,105	811,331,503	817,529,488
FORT DEARBORN LIFE INS CO	IL	3,077,217,147	451,497,153	18,823,103	747,209,633	738,339,290
FUNERAL DIRECTORS LIFE INS CO	TX	714,454,659	65,996,102	9,478,796	165,946,120	156,815,548
GARDEN STATE LIFE INS CO	TX	101,184,959	24,605,771	5,752,405	34,775,387	19,441,917
GENERAL AMERICAN LIFE INS CO	MO	11,178,237,934	943,973,309	90,441,740	342,361,689	645,543,390
GENERAL FIDELITY LIFE INS CO	SC	228,401,664	184,660,415	9,774,556	60,679,289	8,546,110
GENERAL RE LIFE CORPORATION	CT	2,911,850,682	702,474,753	138,872,143	1,060,289,009	804,699,848
GENERAL USA LIFE REASSURANCE CO	MO	987,154,169	342,061,446	23,392,884	315,741,718	241,689,243
GENWORTH LIFE AND ANNUITY INS CO	VA	25,149,350,551	1,776,595,317	178,470,323	943,498,322	1,675,926,853
GENWORTH LIFE INS CO	DE	33,585,118,972	2,983,552,647	(75,605,074)	1,273,421,244	1,834,166,785
GERBER LIFE INS CO	NY	1,901,133,895	213,042,617	13,649,246	393,724,806	309,631,099
GLOBE LIFE AND ACCIDENT INS CO	NE	3,029,553,612	418,575,001	177,684,075	540,025,024	363,251,129
GOLDEN RULE INS CO	IN	694,018,764	304,797,351	202,704,669	1,566,294,431	924,608,651
GOVERNMENT PERSONNEL MUTUAL LIFE INS CO	TX	821,198,032	92,048,069	5,815,628	56,495,371	65,891,592
GREAT AMERICAN LIFE ASSURANCE CO	OH	18,988,618	7,954,151	84,941	4,120	534,932
GREAT AMERICAN LIFE INS CO	OH	11,470,510,707	990,855,927	153,712,635	1,941,970,648	2,266,406,332
GREAT FIDELITY LIFE INS CO	IN	3,621,273	2,872,590	6,795	583,126	517,828
GREAT REPUBLIC LIFE INS CO	WA	17,109,929	909,149	(1,159,987)	1,216,862	2,309,461
GREAT SOUTHERN LIFE INS CO	TX	248,157,004	35,813,998	2,111,477	303,511	649,851
GREAT WESTERN INS CO	UT	494,789,374	38,461,615	4,985,667	94,229,280	83,754,707
GREAT-WEST LIFE & ANNUITY INS CO	CO	45,084,620,875	1,152,654,057	438,868,190	6,219,721,790	5,468,528,431
GREAT-WEST LIFE ASSURANCE CO	MI	99,934,585	19,281,372	3,357,848	4,282,983	7,371,689
GROUP HEALTH OPTIONS, INC.	WA	183,585,887	109,837,965	7,337,095	862,264,555	733,406,651
GUARANTEE TRUST LIFE INS CO	IL	257,985,483	40,142,478	3,895,028	164,014,737	96,924,820
GUARDIAN INS & ANNUITY CO, INC. (THE)	DE	10,072,538,662	241,179,625	41,351,230	1,116,383,585	1,066,745,294
GUARDIAN LIFE INS CO OF AMERICA	NY	33,178,003,056	4,430,960,217	228,314,367	5,943,491,347	5,153,903,893
GUGGENHEIM LIFE AND ANNUITY CO	DE	2,763,188,832	190,593,572	(21,374,905)	670,655,692	1,153,552,151
HARTFORD LIFE & ACCIDENT INS CO	CT	14,950,730,841	6,577,079,408	153,517,642	3,314,646,140	2,456,851,242
HARTFORD LIFE AND ANNUITY INS CO	CT	73,626,921,220	4,062,539,104	768,661,587	1,110,039,826	1,645,797,220
HARTFORD LIFE INS CO	CT	148,900,298,076	5,831,525,987	675,934,327	4,112,339,675	1,245,104,150
HCC LIFE INS CO	IN	608,334,420	390,337,277	78,636,738	637,048,244	474,596,210
HCSC INS SERVICES CO	IL	157,080,527	98,340,069	22,990,306	432,238,040	347,242,143
HEALTH CARE SERVICE CORPORATION, A MUTUAL LEGAL RESERVE CO	IL	12,718,574,391	7,793,536,383	1,057,691,215	19,527,879,610	16,239,291,381
HEALTH NET LIFE INS CO	CA	680,510,059	414,490,199	26,711,098	1,159,597,453	946,672,879

# Summary of Financial Condition as of December 31, 2010

## Life and Disability Insurers

NAIC Data Current as of July 1, 2011

COMPANY NAME	STATE	ADMITTED ASSETS	CAPITAL & SURPLUS	NET GAIN FROM OPERATIONS	PREMIUM/ANNUITY CONSIDERATIONS	INCURRED BENEFITS
HEALTHMARKETS INS CO	OK	8,952,363	8,917,976	126,450	0	0
HEALTHSPRING LIFE & HEALTH INS CO, INC.	TX	285,076,775	141,066,333	65,027,186	1,111,740,234	891,691,508
HERITAGE LIFE INS CO	AZ	9,075,793	8,025,495	(1,444,999)	0	104
HERITAGE UNION LIFE INS CO	AZ	6,448,226	6,248,481	(2,754,323)	17,755	6,561
HM HEALTH INS CO	PA	179,785,868	66,555,296	12,002,590	434,165,074	371,913,295
HM LIFE INS CO	PA	415,173,191	189,158,122	25,806,015	491,866,151	329,731,925
HOMESTEADERS LIFE CO	IA	1,937,096,043	106,440,594	14,504,049	389,921,150	382,942,858
HORACE MANN LIFE INS CO	IL	5,564,461,199	322,862,861	51,859,805	493,418,142	640,756,837
HOUSEHOLD LIFE INS CO	MI	769,222,180	382,129,259	22,176,880	171,757,555	86,599,434
HUMANA INS CO	WI	4,864,669,884	2,606,566,057	681,913,810	16,151,866,807	12,968,649,849
HUMANADENTAL INS CO	WI	102,033,952	62,677,635	18,287,357	312,586,820	211,609,403
IA AMERICAN LIFE INS CO	GA	171,851,034	73,582,338	(12,987,356)	89,948,208	84,910,695
IDEALIFE INS CO	CT	19,362,114	14,400,478	83,231	457,995	802,678
ILLINOIS MUTUAL LIFE INS CO	IL	1,211,616,881	104,052,024	7,306,276	104,487,818	109,073,891
INDEPENDENCE LIFE AND ANNUITY CO	RI	126,461,240	58,578,562	2,533,550	(420,262)	5,813,224
INDIVIDUAL ASSURANCE CO, LIFE, HEALTH & ACCIDENT	MO	44,746,383	10,300,208	(2,287,817)	22,851,365	14,777,535
INDUSTRIAL ALLIANCE PACIFIC INS AND FINANCIAL SERVICES, INC.	WA	555,765,527	15,693,458	(6,502,115)	142,262,258	148,979,745
ING LIFE INS AND ANNUITY CO	CT	68,943,230,012	1,667,330,390	118,634,714	8,157,490,488	9,490,888,442
ING USA ANNUITY AND LIFE INS CO	IA	73,377,046,115	1,724,695,857	816,562,611	2,580,559,945	6,312,328,290
INTEGRITY LIFE INS CO	OH	5,909,710,570	529,210,020	45,988,237	389,413,664	510,170,725
INVESTORS CONSOLIDATED INS CO	NH	15,864,296	7,249,042	113,808	1,400,390	794,723
INVESTORS INS CORPORATION	DE	313,739,893	33,328,717	3,436,233	6,539,081	17,943,774
INVESTORS LIFE INS CO OF NORTH AMERICA	TX	741,147,425	41,668,835	2,276,564	(288,016)	(7,065,412)
J.M.I.C. LIFE INS CO	FL	33,825,833	22,582,258	5,262,048	(582,367)	(4,715,787)
JACKSON NATIONAL LIFE INS CO	MI	93,805,042,592	4,361,929,706	1,440,505,793	16,949,898,332	8,174,832,164
JEFFERSON NATIONAL LIFE INS CO	TX	1,768,474,341	31,314,121	5,244,157	(5,527,265)	(58,516,900)
JOHN ALDEN LIFE INS CO	WI	472,426,896	100,720,059	18,900,971	494,089,449	331,640,951
JOHN HANCOCK LIFE & HEALTH INS CO	MA	7,615,641,218	461,845,769	(211,478,735)	528,413,929	449,281,885
JOHN HANCOCK LIFE INS CO (U.S.A.)	MI	214,163,190,328	5,176,673,777	731,955,878	9,173,283,503	8,165,439,892
KANAWHA INS CO	SC	1,109,036,432	80,832,824	(87,727,283)	178,409,270	227,249,432
KANSAS CITY LIFE INS CO	MO	3,235,013,316	322,459,099	13,400,222	294,773,800	354,942,740
LAFAYETTE LIFE INS CO (THE)	IN	2,598,700,309	112,040,160	866,697	586,133,598	563,410,595
LANDCAR LIFE INS CO	UT	44,040,055	31,842,634	2,800,134	1,710,267	(1,196,866)
LIBERTY BANKERS LIFE INS CO	OK	1,113,571,855	85,865,478	7,679,625	195,163,703	221,243,767
LIBERTY LIFE ASSURANCE CO OF BOSTON	NH	14,160,737,501	637,653,394	48,426,906	1,390,293,767	1,612,137,560
LIBERTY LIFE INS CO	SC	4,995,353,912	277,963,465	1,971,644	1,030,163,776	1,075,406,787
LIBERTY NATIONAL LIFE INS CO	NE	6,964,204,736	953,190,653	499,461,668	569,231,698	1,445,601,772
LIFE INS CO OF NORTH AMERICA	PA	5,815,739,495	841,742,067	723,795,981	2,350,799,833	1,825,205,829
LIFE INS CO OF THE SOUTHWEST	TX	9,165,314,382	551,476,276	105,954,025	1,385,192,967	1,608,478,527
LIFE OF AMERICA INS CO	TX	10,254,443	1,443,159	(270,230)	1,015,347	941,720
LIFE OF THE SOUTH INS CO	GA	58,407,152	15,305,933	5,643,813	50,273,067	11,841,503
LIFESECURE INS CO	MI	119,182,743	13,459,308	(8,376,448)	23,339,229	21,665,072
LIFESHIELD NATIONAL INS CO.	OK	58,139,409	15,231,405	1,911,111	15,284,553	8,428,242
LIFEWISE ASSURANCE CO	WA	94,783,316	52,289,797	7,258,868	66,470,898	40,696,087
LIFEWISE HEALTH PLAN OF OREGON INC.	OR	97,021,033	54,758,998	(4,897,217)	190,280,046	157,550,020

# Summary of Financial Condition as of December 31, 2010

## Life and Disability Insurers

NAIC Data Current as of July 1,2011

COMPANY NAME	STATE	ADMITTED ASSETS	CAPITAL & SURPLUS	NET GAIN FROM OPERATIONS	PREMIUM/NUITY CONSIDERATIONS	INCURRED BENEFITS
LINCOLN BENEFIT LIFE CO	NE	2,396,597,118	310,830,251	8,668,656	0	0
LINCOLN HERITAGE LIFE INS CO	IL	762,114,501	100,544,811	1,699,286	249,520,505	177,683,403
LINCOLN LIFE & ANNUITY CO OF NEW YORK	NY	9,910,887,444	794,058,945	73,093,743	866,872,874	952,342,632
LINCOLN MUTUAL LIFE & CASUALTY INS CO	ND	33,939,008	12,485,361	767,580	6,751,970	3,525,072
LINCOLN NATIONAL LIFE INS CO	IN	158,433,198,169	6,465,567,466	601,764,850	18,052,689,164	17,038,910,809
LONDON LIFE REINS CO	PA	515,576,240	71,641,811	2,080,802	34,263,182	7,105,577
LONGEVITY INS CO	TX	8,317,847	8,309,407	(365,774)	0	0
LOYAL AMERICAN LIFE INS CO	OH	452,928,452	37,883,946	10,684,994	87,444,914	71,711,163
MADISON NATIONAL LIFE INS CO, INC.	WI	801,707,676	174,171,370	16,752,100	141,081,258	117,522,187
MANHATTAN LIFE INS CO (THE)	NY	343,724,953	39,548,554	4,244,073	13,120,486	18,593,778
MANHATTAN NATIONAL LIFE INS CO	IL	207,765,435	16,247,652	1,207,753	1,968,490	3,318,176
MARQUETTE NATIONAL LIFE INS CO	TX	8,744,430	5,342,864	(793,572)	13,808,627	10,711,517
MASSACHUSETTS MUTUAL LIFE INS CO	MA	129,290,315,834	10,352,400,467	772,130,329	11,158,497,126	12,512,373,309
MEDAMERICA INS CO	PA	552,616,205	37,296,947	565,397	43,368,953	69,256,009
MEDCO CONTAINMENT LIFE INS CO	PA	260,085,594	138,549,133	12,414,872	641,206,578	561,937,595
MEDICO INS CO	NE	102,627,357	36,905,780	(5,460,978)	26,721,747	22,005,127
MEGA LIFE AND HEALTH INS CO	OK	590,842,165	291,773,283	119,434,012	489,842,838	216,981,608
MEMBERS HEALTH INS CO	IN	28,939,997	28,891,293	494,916	0	0
MEMBERS LIFE INS CO	IA	55,567,595	24,471,073	(1,847,173)	4,128,772	2,244,705
MERIT LIFE INS CO	IN	646,278,361	341,225,567	25,496,111	62,882,627	29,098,758
METLIFE INS CO OF CONNECTICUT	CT	68,696,975,461	5,104,852,826	517,211,021	1,515,934,415	5,388,909,876
METLIFE INVESTORS INS CO	MO	13,065,144,443	498,584,727	152,524,171	853,521,316	637,587,863
METLIFE INVESTORS USA INS CO	DE	54,153,056,314	1,454,081,433	46,485,842	10,343,760,966	3,223,177,857
METROPOLITAN LIFE INS CO	NY	316,204,246,915	13,217,404,294	2,188,922,222	31,363,583,525	26,848,584,780
METROPOLITAN TOWER LIFE INS CO	DE	4,953,820,850	804,514,487	44,312,355	42,417,781	185,219,704
MIDLAND NATIONAL LIFE INS CO	IA	28,627,802,353	1,639,724,593	284,969,396	2,599,852,978	3,119,835,466
MID-WEST NATIONAL LIFE INS CO OF TENNESSEE	TX	177,238,360	95,965,793	49,108,755	206,274,024	10,550,079
MIDWESTERN UNITED LIFE INS CO	IN	241,335,133	111,144,972	7,752,676	4,160,838	7,338,951
MINNESOTA LIFE INS CO	MN	25,492,612,253	1,939,214,952	63,001,575	4,208,048,891	3,873,894,126
MML BAY STATE LIFE INS CO	CT	4,413,236,997	151,967,083	36,516,102	31,374,380	86,009,836
MOLINA HEALTHCARE INS CO	OH	8,952,399	8,633,918	59,672	0	0
MONUMENTAL LIFE INS CO	IA	32,851,172,044	1,174,423,154	22,319,775	1,347,585,472	1,498,585,999
MONY LIFE INS CO	NY	8,795,001,814	567,221,062	132,749,548	387,946,632	557,579,372
MONY LIFE INS CO OF AMERICA	AZ	4,122,366,099	227,865,371	35,239,040	213,145,276	495,089,023
MTL INS CO	IL	1,509,262,084	96,410,103	1,724,230	191,471,383	197,958,501
MUNICH AMERICAN REASSURANCE CO	GA	6,349,892,924	729,396,154	118,763,418	115,952,689	1,088,636,464
MUTUAL OF AMERICA LIFE INS CO	NY	13,656,895,024	834,647,727	15,311,951	1,674,894,469	1,777,797,628
MUTUAL OF OMAHA INS CO	NE	5,239,903,732	2,580,838,978	84,419,236	1,752,455,228	1,308,753,939
NATIONAL BENEFIT LIFE INS CO	NY	479,321,614	163,249,236	17,775,624	(81,527,012)	(113,957,001)
NATIONAL FARMERS UNION LIFE INS CO	TX	244,066,651	44,467,878	6,049,127	6,392,204	9,773,001
NATIONAL FOUNDATION LIFE INS CO	TX	35,022,374	8,952,976	(4,288,272)	55,031,748	37,842,800
NATIONAL GUARDIAN LIFE INS CO	WI	2,043,181,390	196,365,153	7,161,122	385,471,987	435,122,541
NATIONAL HEALTH INS CO	TX	17,739,906	10,268,955	(8,573,266)	23,950,085	22,787,210
NATIONAL LIFE INS CO	VT	8,656,523,804	1,136,177,180	27,084,136	465,437,317	566,945,871
NATIONAL TEACHERS ASSOCIATES LIFE INS CO	TX	309,357,588	44,479,994	8,796,536	88,099,941	52,215,896

# Summary of Financial Condition as of December 31, 2010

## Life and Disability Insurers

NAIC Data Current as of July 1, 2011

COMPANY NAME	STATE	ADMITTED ASSETS	CAPITAL & SURPLUS	NET GAIN FROM OPERATIONS	PREMIUM/ANNUITY CONSIDERATIONS	INCURRED BENEFITS
NATIONAL WESTERN LIFE INS CO	CO	7,782,947,712	878,451,074	74,349,064	1,587,591,085	1,680,321,281
NATIONWIDE LIFE AND ANNUITY INS CO	OH	5,431,244,774	287,212,448	(32,321,234)	(48,508,098)	170,529,245
NATIONWIDE LIFE INS CO	OH	95,838,821,062	3,685,517,876	1,166,383,995	10,087,943,880	10,473,496,985
NEW ENGLAND LIFE INS CO	MA	11,085,508,825	591,996,679	109,408,305	442,204,289	1,121,798,101
NEW YORK LIFE INS AND ANNUITY CORPORATION	DE	97,717,131,064	5,424,265,176	614,183,711	10,157,809,155	10,244,925,566
NEW YORK LIFE INS CO	NY	122,007,530,370	14,716,846,435	765,335,203	12,473,513,220	13,433,524,736
NIPPON LIFE INS CO OF AMERICA	IA	167,903,024	121,281,531	7,501,191	229,173,669	177,682,837
NORTH AMERICAN CO FOR LIFE AND HEALTH INS	IA	10,363,207,918	766,974,372	70,677,078	1,461,151,208	1,743,700,970
NORTH CAROLINA MUTUAL LIFE INS CO	NC	152,063,977	7,923,019	230,755	21,518,928	19,149,612
NORTH COAST LIFE INS CO	WA	130,474,069	5,376,638	135,986	10,404,022	14,322,321
NORTHWESTERN LONG TERM CARE INS CO	WI	926,197,529	149,648,217	(58,272,396)	338,580,920	283,632,357
NORTHWESTERN MUTUAL LIFE INS CO	WI	179,289,365,990	14,385,232,022	1,002,701,806	13,866,103,337	14,542,463,371
NY LIFE INS CO OF ARIZONA	AZ	195,310,297	58,198,591	3,711,304	39,310,888	17,876,855
OCCIDENTAL LIFE INS CO OF NORTH CAROLINA	TX	265,912,652	35,609,844	3,012,679	34,563,651	26,288,822
ODS HEALTH PLAN, INC.	OR	244,136,745	76,604,830	2,922,460	216,412,855	197,800,815
OHIO NATIONAL LIFE ASSURANCE CORPORATION	OH	3,169,590,595	251,177,285	14,354,826	246,766,871	327,416,961
OHIO NATIONAL LIFE INS CO (THE)	OH	17,968,158,037	860,700,902	163,944,483	1,836,156,219	1,112,412,250
OHIO STATE LIFE INS CO	TX	11,603,430	9,104,416	972,457	0	0
OLD AMERICAN INS CO	MO	240,041,436	18,396,760	996,701	66,863,152	42,267,958
OLD RELIANCE INS CO	AZ	4,398,101	1,664,480	(314,616)	1,586,564	856,035
OLD REPUBLIC LIFE INS CO	IL	149,125,188	40,634,107	3,903,629	26,438,839	19,774,863
OLD UNITED LIFE INS CO	AZ	75,897,030	41,761,821	1,501,125	5,239,707	1,878,494
ONENATION INS CO	IN	78,409,346	78,098,988	177,317	0	47,979
OXFORD LIFE INS CO	AZ	572,311,637	126,821,827	990,456	140,264,520	139,013,672
PACIFIC GUARDIAN LIFE INS CO, LIMITED	HI	448,373,865	96,372,811	8,865,879	63,381,424	53,006,363
PACIFIC LIFE & ANNUITY CO	AZ	4,285,374,239	423,948,362	50,260,424	641,490,096	597,494,372
PACIFIC LIFE INS CO	NE	98,780,897,669	5,866,688,974	688,371,169	5,238,664,637	7,044,875,136
PACIFICARE LIFE AND HEALTH INS CO	IN	848,314,792	677,629,292	117,608,173	225,616,695	166,756,034
PAN-AMERICAN ASSURANCE CO	LA	20,894,317	15,385,333	643,633	40,011	(138,754)
PAN-AMERICAN LIFE INS CO	LA	1,487,680,007	256,747,134	20,871,789	218,302,713	181,468,533
PARK AVENUE LIFE INS CO	DE	319,723,309	64,896,084	37,890,035	4,334,300	13,084,508
PARKER CENTENNIAL ASSURANCE CO	WI	73,004,485	42,440,866	1,459,779	4,318,433	5,471,895
PAUL REVERE LIFE INS CO (THE)	MA	4,678,402,839	419,502,457	67,698,160	90,419,127	30,791,779
PAUL REVERE VARIABLE ANNUITY INS CO (THE)	MA	51,632,397	35,079,989	2,685,287	0	298,264
PENN INS AND ANNUITY CO (THE)	DE	1,275,848,716	105,120,415	(33,855,403)	227,492,479	258,378,898
PENN MUTUAL LIFE INS CO (THE)	PA	12,217,488,051	1,520,931,715	14,278,793	1,405,408,107	1,247,483,629
PENNSYLVANIA LIFE INS CO	PA	789,283,812	268,868,176	119,303,138	2,113,270,975	1,732,813,088
PERICO LIFE INS CO	DE	70,757,582	50,398,270	6,641,279	83,753,281	64,968,763
PHARMACISTS LIFE INS CO (THE)	IA	52,043,130	6,058,537	321,448	5,374,509	6,623,853
PHILADELPHIA AMERICAN LIFE INS CO	TX	190,802,744	22,071,093	2,484,729	62,353,503	54,714,948
PHILADELPHIA FINANCIAL LIFE ASSURANCE CO	PA	3,722,802,974	28,405,735	2,122,514	103,809,811	181,742,076
PHL VARIABLE INS CO	CT	4,778,696,110	275,697,661	77,571,315	468,158,069	520,549,570
PHOENIX LIFE AND ANNUITY CO	CT	50,016,131	23,140,329	1,822,971	438,949	4,292,227
PHOENIX LIFE INS CO	NY	14,425,706,152	658,457,469	147,848,436	579,718,976	1,030,434,793
PHYSICIANS LIFE INS CO	NE	1,257,469,499	106,121,872	6,217,097	197,467,017	193,563,360



# Summary of Financial Condition as of December 31, 2010

## Life and Disability Insurers

NAIC Data Current as of July 1,2011

COMPANY NAME	STATE	ADMITTED ASSETS	CAPITAL & SURPLUS	NET GAIN FROM OPERATIONS	PREM/ANNUITY CONSIDERATIONS	INCURRED BENEFITS
PHYSICIANS MUTUAL INS CO	NE	1,641,087,536	824,570,050	34,042,435	380,519,622	305,028,252
PIONEER AMERICAN INS CO	TX	52,593,265	7,218,983	(939,479)	9,628,105	6,108,176
PIONEER MUTUAL LIFE INS CO, A STOCK SUBSIDIARY OF AMERICAN UNITED MUTUAL INS HOLDING CO	ND	477,521,124	35,534,785	3,816,374	28,102,479	37,689,993
PIONEER SECURITY LIFE INS CO	TX	96,662,966	77,249,275	484,935	4,478,992	(1,101,092)
PRESIDENTIAL LIFE INS CO	NY	3,627,334,894	273,031,382	26,942,713	122,116,068	270,144,569
PRIMERICA LIFE INS CO	MA	1,777,592,448	629,842,285	437,115,848	(3,632,744,950)	(3,612,918,223)
PRINCIPAL LIFE INS CO	IA	122,004,241,392	4,377,761,779	509,720,618	5,582,295,321	6,290,031,264
PRINCIPAL NATIONAL LIFE INS CO	IA	43,141,932	22,059,779	(98,958)	6,020	11,629
PROFESSIONAL INS CO	TX	105,524,325	29,428,112	(3,437,187)	70,092,712	54,335,521
PROTECTIVE LIFE INS CO	TN	28,616,444,355	2,621,574,867	344,687,485	3,132,085,827	2,564,295,886
PROVIDENT AMERICAN LIFE & HEALTH INS CO	OH	18,315,655	12,751,051	1,546,100	30,649,879	20,838,702
PROVIDENT LIFE AND ACCIDENT INS CO	TN	8,271,622,452	654,631,504	141,524,177	887,442,238	526,672,047
PROVIDENT LIFE AND CASUALTY INS CO	TN	747,239,475	142,575,623	13,302,910	84,036,501	84,428,679
PRUCO LIFE INS CO	AZ	46,231,559,417	1,218,285,197	295,100,605	15,207,354,641	1,602,002,966
PRUDENTIAL ANNUITIES LIFE ASSURANCE CORPORATION	CT	54,688,168,180	935,896,026	347,620,746	5,368,176,999	4,479,640,129
PRUDENTIAL INS CO OF AMERICA (THE)	NJ	233,140,797,926	8,364,235,437	1,127,239,255	16,370,778,677	21,029,693,605
PRUDENTIAL RETIREMENT INS AND ANNUITY CO	CT	65,837,762,245	1,278,837,255	270,485,294	109,718,986	987,465,576
PYRAMID LIFE INS CO (THE)	KS	477,222,801	239,048,749	39,412,433	1,754,784,024	1,503,723,382
REASSURE AMERICA LIFE INS CO	IN	15,742,673,608	649,143,548	199,014,148	1,678,325,031	2,154,521,313
REGENCO BLUESHIELD OF IDAHO, INC.	ID	233,328,435	122,505,947	87,346	487,085,020	388,691,701
REGENCO LIFE AND HEALTH INS CO	OR	87,113,044	46,135,457	2,586,318	44,017,266	26,292,931
RELIABLE LIFE INS CO (THE)	MO	21,514,088	12,399,572	1,703,719	0	0
RELIANT STANDARD LIFE INS CO	IL	4,193,818,934	530,562,835	95,671,632	1,148,000,280	953,583,116
RELIASTAR LIFE INS CO	MN	20,811,446,503	2,078,147,541	(148,178,360)	287,257,585	1,013,937,329
RELIASTAR LIFE INS CO OF NEW YORK	NY	3,364,508,651	320,196,136	14,963,366	174,243,474	266,698,935
RENAISSANCE LIFE & HEALTH INS CO OF AMERICA	IN	40,499,430	22,873,794	2,803,940	110,464,170	82,708,456
RESERVE NATIONAL INS CO	OK	109,280,877	50,177,120	7,358,863	131,740,804	83,188,552
RESOURCE LIFE INS CO	IL	47,436,374	14,118,148	1,204,455	(4,220,634)	(4,336,818)
RGA REINS CO	MO	15,327,946,275	1,528,886,876	91,496,721	2,225,928,787	2,281,745,145
RIVERSOURCE LIFE INS CO	MN	88,873,794,906	3,735,416,205	1,199,591,699	7,469,273,263	5,353,082,073
SUSA LIFE INS CO, INC.	AZ	13,617,365	8,805,644	(654,420)	1,096,071	1,095,006
SAGICOR LIFE INS CO	TX	791,969,942	46,324,556	(19,057,748)	119,859,899	139,699,485
SCOR GLOBAL LIFE RE INS CO OF TEXAS	TX	328,236,834	47,041,344	15,951,093	17,720,116	2,969,124
SCOR GLOBAL LIFE REINS CO OF AMERICA	DE	80,866,053	31,764,004	(1,397,980)	10,351,415	10,460,533
SCOR GLOBAL LIFE U.S. RE INS CO	DE	2,328,348,904	194,711,643	4,490,503	123,730,060	211,659,638
SCOTTISH RE LIFE CORPORATION	DE	492,334,164	68,483,010	(8,083,889)	105,236,690	135,876,996
SEARS LIFE INS CO	TX	88,975,598	65,471,136	5,675,861	18,896,248	10,514,102
SECURIAN LIFE INS CO	MN	155,220,496	129,664,039	3,344,671	50,473,116	41,438,177
SECURITAS FINANCIAL LIFE INS CO	NC	5,344,231	5,218,059	(238,160)	0	0
SECURITY BENEFIT LIFE INS CO	KS	9,921,640,380	615,102,730	57,499,367	339,679,412	1,075,004,351
SECURITY LIFE INS CO OF AMERICA	MN	91,646,122	20,114,465	979,243	97,581,738	66,837,602
SECURITY LIFE OF DENVER INS CO	CO	19,251,314,679	1,457,039,327	(15,004)	2,180,117,541	2,576,319,992
SECURITY MUTUAL LIFE INS CO OF NEW YORK	NY	2,497,363,798	116,205,965	6,225,349	205,653,722	227,648,517
SECURITY NATIONAL LIFE INS CO	UT	370,387,379	21,161,838	1,465,948	45,546,814	40,531,691
SEECHANGE HEALTH INS CO	OH	6,046,629	6,000,049	(5,313,211)	8,216	8,924
SENIOR HEALTH INS CO OF PENNSYLVANIA	PA	3,317,023,144	177,314,919	5,130,821	234,207,151	370,051,339

# Summary of Financial Condition as of December 31, 2010

## Life and Disability Insurers

NAIC Data Current as of July 1, 2011

COMPANY NAME	STATE	ADMITTED ASSETS	CAPITAL & SURPLUS	NET GAIN FROM OPERATIONS	PREMIUM/ANNUITY CONSIDERATIONS	INCURRED BENEFITS
SENIOR LIFE INS CO	GA	35,251,266	9,723,271	(85,048)	20,370,285	9,142,513
SENTINEL SECURITY LIFE INS CO	UT	53,036,071	18,635,461	486,659	7,288,970	4,427,685
SENTRY LIFE INS CO	WI	3,732,027,113	275,645,973	22,446,223	387,925,667	397,153,943
SETTLERS LIFE INS CO	WI	373,044,138	59,986,936	7,303,515	(11,175,668)	(14,653,005)
SIERRA HEALTH AND LIFE INS CO, INC.	CA	128,382,600	81,327,529	17,235,819	239,370,007	184,251,668
SIGNIFICA INS GROUP, INC.	PA	18,787,686	17,945,208	6,319,177	18,495,960	15,389,018
SILVERSCRIPT INS CO	TN	361,971,473	139,637,920	(14,525,397)	925,413,124	821,341,070
STANDARD INS CO	OR	15,616,840,023	1,171,513,816	196,852,296	3,263,491,415	2,981,779,266
STANDARD LIFE AND ACCIDENT INS CO	TX	512,939,868	222,526,699	18,909,721	111,378,718	85,456,625
STANDARD LIFE INS CO OF INDIANA	IN	1,868,661,397	29,428,946	32,076,293	125,905	84,364,635
STANDARD SECURITY LIFE INS CO OF NEW YORK	NY	363,526,431	109,264,436	4,991,330	141,312,670	111,601,157
STARMOUNT LIFE INS CO	LA	37,472,626	16,778,626	2,361,335	57,392,771	39,376,645
STATE FARM ANNUITY AND LIFE INS CO	IL	8,377,664	8,345,003	31,121	0	0
STATE FARM LIFE INS CO	IL	50,996,175,901	6,202,446,449	426,533,063	4,293,921,212	4,624,502,509
STATE LIFE INS CO (THE)	IN	3,646,681,091	221,682,555	15,460,983	549,753,854	637,601,742
STATE MUTUAL INS CO	GA	383,450,176	25,774,203	(305,772)	28,945,594	30,476,140
STERLING INVESTORS LIFE INS CO	GA	18,550,295	7,391,544	14,898	8,137,899	6,159,626
STERLING LIFE INS CO	IL	271,998,657	148,037,535	26,796,217	790,189,633	656,273,443
STONEBRIDGE LIFE INS CO	VT	2,157,569,217	368,532,610	139,691,798	(297,210,030)	(667,122,508)
SUN LIFE AND HEALTH INS CO (U.S.)	CT	65,728,255	42,283,192	1,335,831	0	0
SUN LIFE ASSURANCE CO OF CANADA	MI	16,039,271,041	890,774,769	123,218,089	2,513,642,140	2,143,925,446
SUN LIFE ASSURANCE CO OF CANADA (U.S.)	DE	48,259,078,119	1,879,856,270	97,375,735	3,466,690,245	2,710,674,274
SUNAMERICA ANNUITY AND LIFE ASSURANCE CO	AZ	27,022,463,021	834,074,126	293,368,259	2,004,877,001	3,319,796,171
SUNAMERICA LIFE INS CO	AZ	17,333,204,313	3,897,823,008	88,894,069	32,584,679	562,632,936
SUNSET LIFE INS CO OF AMERICA	MO	392,216,308	34,260,959	6,455,964	11,790,386	19,996,129
SURETY LIFE INS CO	NE	12,526,919	11,908,962	454,452	0	0
SWISS RE LIFE & HEALTH AMERICA INC.	CT	10,408,879,385	1,621,272,739	91,981,961	1,152,612,875	999,205,569
SYMETRA LIFE INS CO	WA	23,192,365,853	1,752,304,900	193,965,147	3,012,240,434	3,149,116,518
SYMETRA NATIONAL LIFE INS CO	WA	17,136,479	10,751,138	517,040	297,410	138,362
TEACHERS INS AND ANNUITY ASSOCIATION OF AMERICA	NY	214,544,169,119	25,155,764,158	2,810,808,178	11,067,608,147	16,014,093,477
TEXAS LIFE INS CO	TX	779,597,826	53,065,705	14,423,344	117,292,739	90,431,557
THRIVENT LIFE INS CO	MN	3,182,806,483	172,013,395	23,633,472	184,697,516	413,707,672
TIAA-CREF LIFE INS CO	NY	3,570,994,624	370,581,290	25,793,541	218,881,176	225,562,405
TIME INS CO	WI	748,260,818	274,468,981	49,249,820	1,321,039,319	847,906,787
TOWN & COUNTRY LIFE INS CO	UT	5,216,591	2,886,966	5,240	2,852,227	2,205,510
TRANS WORLD ASSURANCE CO	CA	342,090,968	72,027,757	3,457,838	10,940,831	13,560,119
TRANSAMERICA ADVISORS LIFE INS CO	AR	11,139,705,511	813,142,391	209,127,883	28,259,918	935,477,706
TRANSAMERICA FINANCIAL LIFE INS CO	NY	24,312,485,405	794,667,488	135,847,363	5,143,776,841	3,317,270,771
TRANSAMERICA LIFE INS CO	IA	106,886,675,813	4,298,123,787	474,517,381	9,145,443,292	8,274,090,988
TRUSTMARK INS CO	IL	1,234,273,138	237,790,651	24,506,038	270,550,917	158,001,369
TRUSTMARK LIFE INS CO	IL	360,015,467	177,018,778	7,750,989	391,967,459	284,106,245
U.S. FINANCIAL LIFE INS CO	OH	621,287,891	70,982,607	13,606,290	53,183,445	76,736,315
UBS LIFE INS CO USA	CA	44,072,176	37,174,385	(741,432)	518,878	61,683,210
ULLICO LIFE INS CO	TX	14,658,829	10,693,802	1,000,110	859,795	591,580
UNICARE LIFE & HEALTH INS CO	IN	971,857,382	168,904,723	76,241,232	986,987,101	840,632,187
UNIFIED LIFE INS CO	TX	147,643,787	13,800,620	2,513,982	30,576,784	25,341,355
UNIMERICA INS CO	WI	264,232,349	133,060,805	20,656,936	199,330,852	138,053,495

# Summary of Financial Condition as of December 31, 2010

## Life and Disability Insurers

NAIC Data Current as of July 1,2011

COMPANY NAME	STATE	ADMITTED ASSETS	CAPITAL & SURPLUS	NET GAIN FROM OPERATIONS	PREMIUM/NUITY CONSIDERATIONS	INCURRED BENEFITS
UNION BANKERS INS CO	TX	68,867,886	40,429,739	3,873,196	39,824,292	33,448,657
UNION CENTRAL LIFE INS CO (THE)	NE	6,925,943,166	400,398,906	15,564,583	626,285,033	943,414,332
UNION FIDELITY LIFE INS CO	IL	18,522,530,948	438,915,965	(289,230,112)	335,383,503	2,288,730,242
UNION LABOR LIFE INS CO (THE)	MD	3,928,789,251	93,378,573	7,204,908	147,208,789	115,788,011
UNION SECURITY LIFE INS CO	KS	5,529,400,728	449,614,662	83,059,300	1,109,489,009	821,830,414
UNITED AMERICAN INS CO	NE	1,698,071,608	266,200,686	84,987,614	749,484,909	536,743,176
UNITED BENEFIT LIFE INS CO	OH	3,184,659	3,125,372	(7,326)	0	0
UNITED CONCORDIA INS CO	AZ	55,745,541	34,346,207	(5,923,023)	143,898,639	257,984,295
UNITED FIDELITY LIFE INS CO	TX	718,877,074	367,139,220	30,886,213	10,667,843	15,132,649
UNITED HERITAGE LIFE INS CO	ID	465,634,475	46,213,631	7,550,688	56,524,584	58,163,660
UNITED HOME LIFE INS CO	IN	63,596,745	16,637,679	384,740	13,760,996	6,969,452
UNITED INS CO OF AMERICA	IL	3,387,913,267	405,455,810	83,827,369	388,793,336	251,740,505
UNITED INVESTORS LIFE INS CO	NE	1,594,526,975	186,446,018	56,338,342	113,023,006	(689,059,162)
UNITED LIFE INS CO	IA	1,554,036,238	158,378,938	11,281,243	136,794,171	182,030,194
UNITED NATIONAL LIFE INS CO OF AMERICA	IL	8,184,198	2,274,894	312,959	3,655,411	1,579,707
UNITED OF OMAHA LIFE INS CO	NE	15,119,798,408	1,210,179,219	(92,884,291)	2,441,249,645	2,319,588,340
UNITED PROSPERITY LIFE INS CO	AZ	4,142,852	3,992,520	(167,232)	0	0
UNITED SECURITY ASSURANCE CO OF PENNSYLVANIA	PA	115,360,103	19,253,614	867,414	28,678,724	19,385,752
UNITED STATES LIFE INS CO IN THE CITY OF NEW YORK	NY	11,591,715,992	1,167,446,653	222,235,246	722,289,326	1,055,597,946
UNITED TEACHER ASSOCIATES INS CO	TX	771,956,870	69,079,843	7,611,041	224,030,565	199,111,753
UNITED WORLD LIFE INS CO	NE	101,016,096	45,370,873	2,338,497	2,021,965	2,427,477
UNITEDHEALTHCARE INS CO	CT	13,677,425,307	4,021,961,822	2,264,846,656	39,966,180,565	31,874,670,628
UNITY FINANCIAL LIFE INS CO	PA	105,975,897	10,180,031	1,313,848	33,873,927	28,501,802
UNITY MUTUAL LIFE INS CO	NY	286,613,828	15,192,927	(970,399)	37,350,163	36,250,225
UNIVERSAL GUARANTY LIFE INS CO	OH	272,524,420	30,442,880	6,102,389	7,725,367	13,978,329
UNIVERSAL UNDERWRITERS LIFE INS CO	KS	240,393,486	67,026,216	5,033,888	10,159,866	5,528,284
UNUM LIFE INS CO OF AMERICA	ME	17,822,750,751	1,539,627,342	256,845,680	2,612,486,477	1,514,590,640
US HEALTH AND LIFE INS CO	MI	30,822,266	9,366,874	601,670	23,480,810	16,288,552
USAA DIRECT LIFE INS CO	NE	9,240,141	9,085,297	(151,444)	(57,722)	(8,788)
USAA LIFE INS CO	TX	16,815,590,641	1,485,507,581	255,517,526	1,951,821,686	2,421,606,518
USABLE LIFE	AR	334,173,239	137,471,570	2,043,600	419,438,532	296,748,793
VANTIS LIFE INS CO	CT	898,680,968	71,056,504	2,355,471	48,502,846	73,122,566
VARIABLE ANNUITY LIFE INS CO (THE)	TX	63,975,360,196	3,800,283,660	574,664,748	5,202,808,881	7,324,926,572
VISTA LIFE INS CO	MI	40,437,180	39,709,492	291,554	0	(94,222)
WASHINGTON NATIONAL INS CO	IN	4,911,662,535	491,800,016	66,384,371	637,438,217	558,231,523
WELLCARE HEALTH INS OF ARIZONA, INC.	AZ	141,111,109	60,688,657	8,379,572	346,742,950	299,961,622
WELLCARE HEALTH INS OF ILLINOIS, INC.	IL	56,269,389	41,838,655	10,773,696	52,026,238	30,472,585
WELLCARE PRESCRIPTION INS, INC.	FL	189,635,748	121,976,076	38,317,085	734,024,525	595,319,291
WELLINGTON LIFE INS CO	AZ	6,695,528	6,564,838	25,474	965,356	696,191
WEST COAST LIFE INS CO	NE	3,827,235,297	644,098,054	(300,455,412)	134,845,657	170,141,659
WESTERN AND SOUTHERN LIFE INS CO (THE)	OH	8,484,076,858	3,533,606,143	32,385,033	286,128,285	370,960,668
WESTERN NATIONAL LIFE INS CO	TX	44,568,634,203	3,508,844,648	449,862,112	2,872,550,303	2,239,483,381
WESTERN RESERVE LIFE ASSURANCE CO OF OHIO	OH	9,497,886,339	511,264,493	132,262,483	524,952,987	765,522,553
WESTERN UNITED LIFE ASSURANCE CO	WA	753,863,995	26,092,919	3,343,886	73,480,503	98,574,260
WESTERN-SOUTHERN LIFE ASSURANCE CO	OH	11,725,339,580	1,032,333,432	102,911,839	1,024,683,568	1,358,874,583
WILLIAM PENN LIFE INS CO OF NEW YORK	NY	1,097,314,253	143,657,361	(7,822,785)	28,043,942	58,931,302
WILTON REASSURANCE CO	MI	1,383,624,846	328,061,555	44,569,829	276,337,535	337,931,912

*Summary of Financial Condition as of December 31, 2010*  
*Life and Disability Insurers*

COMPANY NAME	STATE	ADMITTED ASSETS	CAPITAL & SURPLUS	NET GAIN FROM OPERATIONS	PREMIUM/NUITY CONSIDERATIONS	INCURRED BENEFITS
WILTON REASSURANCE LIFE CO OF NEW YORK	NY	1,199,634,338	98,650,868	9,732,948	48,423,695	99,615,563
WMI MUTUAL INS CO	UT	13,260,222	6,336,638	470,534	17,971,339	14,493,991
WORLD CORP INS CO	NE	23,308,315	22,645,986	391,659	322,301	269,660
WORLD INS CO	NE	275,063,491	114,155,686	5,312,384	235,341,178	163,627,347
XL LIFE INS AND ANNUITY CO	IL	7,541,503	6,989,244	1,413,682	0	(1,333,061)
ZALE LIFE INS CO	AZ	10,709,892	8,321,173	339,020	1,745,711	375,431
ZURICH AMERICAN LIFE INS CO	IL	13,208,145,900	184,161,406	4,091,263	(127,759,040)	512,913,874

# Summary of Financial Condition as of December 31, 2010

## Property and Casualty Insurers

NAIC Data Current as of July 1,2011

COMPANY NAME	STATE	ADMITTED ASSETS	CAPITAL & SURPLUS	NET INCOME	NET PREMIUMS WRITTEN	NET LOSSES & LAE	OTHER EXPENSES	NET LOSS & LAE RATIO	NET OTHER EXPENSE RATIO
21ST CENTURY ASSURANCE CO	DE	71,350,593	57,955,032	3,184,710	0	(156,957)	0	0.0%	0.0%
21ST CENTURY CASUALTY CO	CA	13,679,930	11,648,512	259,414	0	(19,620)	0	0.0%	0.0%
21ST CENTURY CENTENNIAL INS CO	PA	556,682,298	427,530,354	17,245,275	0	(1,569,569)	31,145	0.0%	0.0%
21ST CENTURY INDEMNITY INS CO	PA	53,830,652	40,789,554	6,160,395	0	(156,957)	(4,654)	0.0%	0.0%
21ST CENTURY INS CO	CA	985,807,919	847,968,930	42,378,942	0	(1,569,569)	87,345	0.0%	0.0%
21ST CENTURY INS CO OF THE SOUTHWEST	TX	3,901,539	3,707,171	101,658	0	0	0	0.0%	0.0%
21ST CENTURY NATIONAL INS CO	NY	27,472,272	21,041,319	1,184,719	0	(78,479)	(42,097)	0.0%	0.0%
21ST CENTURY NORTH AMERICA INS CO	NY	699,204,790	459,461,742	73,014,912	0	(1,805,004)	1,434,074	0.0%	0.0%
21ST CENTURY PREMIER INS CO	PA	263,893,860	199,951,416	13,027,687	0	(784,784)	53,817	0.0%	0.0%
21ST CENTURY SECURITY INS CO	PA	219,012,094	167,368,581	6,539,013	0	(627,827)	204,573	0.0%	0.0%
ACA FINANCIAL GUARANTY CORP	MD	464,795,669	107,201,116	(23,994,005)	486,855	39,130,187	18,929,944	257.4%	124.5%
ACA INS CO	IN	57,973,346	15,686,780	(1,323,236)	21,707,600	21,597,769	5,229,048	105.4%	25.5%
ACADIA INS CO	NH	122,265,003	50,881,699	1,213,588	0	0	0	0.0%	0.0%
ACCEPTANCE CASUALTY INS CO	NE	50,415,374	32,050,043	69,664	11,807,165	6,623,099	4,132,319	81.6%	50.9%
ACCIDENT FUND GENERAL INS CO	MI	119,516,918	34,336,876	(881,303)	28,715,285	27,583,712	6,556,459	93.1%	22.1%
ACCIDENT FUND INS CO OF AMERICA	MI	2,198,999,096	648,219,261	(43,790,732)	574,305,701	550,717,600	147,451,093	92.9%	24.9%
ACCIDENT FUND NATIONAL INS CO	MI	194,897,313	52,542,984	(2,466,354)	43,072,928	41,375,566	10,122,021	93.1%	22.8%
ACCREDITED SURETY AND CASUALTY CO. INC.	FL	23,403,242	17,167,426	535,572	7,740,961	371,548	7,597,028	4.7%	96.2%
ACE AMERICAN INS CO	PA	10,033,274,749	1,971,502,210	285,958,243	1,285,304,927	805,054,904	299,129,311	67.1%	24.9%
ACE FIRE UNDERWRITERS INS CO	PA	98,578,317	66,158,389	2,035,270	6,985,347	4,375,292	1,869,482	67.1%	28.7%
ACE PROPERTY AND CASUALTY INS CO	PA	6,082,919,926	1,783,045,807	130,852,491	1,222,436,746	765,677,151	284,573,926	67.1%	24.9%
ACIG INS CO	IL	325,813,824	87,336,376	3,884,216	74,097,247	61,190,505	22,059,464	84.2%	30.4%
ACSTAR INS CO	IL	78,365,651	30,165,816	2,733,246	2,905,544	366,885	2,500,735	11.4%	77.6%
ACUTY, A MUTUAL INS CO	WI	2,125,991,841	825,785,766	57,701,526	736,895,959	490,186,464	223,112,656	68.3%	31.1%
ADMIRAL INDEMNITY CO	DE	71,701,734	29,028,126	4,351,693	12,927,705	5,015,404	4,065,080	38.5%	31.2%
ADVANTA INS CO	AZ	20,431,061	20,419,285	(35,840)	0	0	63,244	0.0%	0.0%
ADVANTAGE WORKERS COMPENSATION INS CO	IN	132,689,055	66,844,402	298,721	41,731,797	30,998,087	12,887,366	75.7%	31.5%
AEGIS SECURITY INS CO	PA	77,392,008	42,147,200	3,201,850	52,921,978	27,390,690	23,204,065	52.0%	44.1%
AETNA INS CO OF CONNECTICUT	CT	30,877,245	17,544,298	(225,918)	18,893,601	8,182,206	4,642,773	65.8%	37.3%
AF&L INS CO	PA	177,930,729	802,108	1,158,425	212,825,360	202,044,566	51,921,636	96.9%	24.9%
AFFILIATED FM INS CO	RI	1,915,425,380	933,361,850	86,441,947	347,669,596	170,062,725	93,402,732	50.7%	27.8%
AFFIRMATIVE INS CO	IL	380,173,854	85,119,377	(61,977,260)	292,006,342	312,746,085	112,552,711	91.1%	32.8%
AGCS MARINE INS CO	IL	749,568,487	120,776,599	16,970,458	131,392,997	159,755,037	71,331,800	69.8%	31.2%
AGRI GENERAL INS CO	IA	938,183,662	774,700,833	127,679,702	677,303,463	457,917,844	122,542,488	63.1%	16.9%
AIU INS CO	NY	2,830,367,828	805,955,261	(9,150,078)	681,341,689	439,378,120	240,893,561	68.6%	37.6%
ALAMANCE INS CO	IL	440,910,462	314,157,187	13,286,220	31,254,606	15,927,176	13,351,244	49.9%	41.8%
ALASKA NATIONAL INS CO	AK	677,515,727	271,625,874	38,885,358	132,089,390	70,087,149	43,388,385	52.8%	32.7%
ALEA NORTH AMERICA INS CO	NY	211,837,330	103,739,535	(23,153,317)	(202,434)	4,094,734	11,179,823	N/A	N/A
ALLEGHENY CASUALTY CO	PA	29,830,099	18,517,306	1,607,698	20,745,799	(225,917)	20,167,147	N/A	96.9%
ALLIANCE INS CO, INC.	KS	22,032,968	9,975,430	62,497	13,140,274	9,814,370	3,982,412	74.9%	30.4%
ALLIANZ GLOBAL RISKS US INS CO	CA	5,483,790,879	3,637,024,637	658,788,259	1,023,637,079	653,079,981	255,661,300	71.3%	27.9%
ALLIED PROPERTY AND CASUALTY INS CO	IA	127,196,188	62,530,525	1,091,414	0	0	0	0.0%	0.0%
ALLIED WORLD NATIONAL ASSURANCE CO	NH	252,973,571	115,678,532	(2,246,797)	32,865,133	17,110,621	25,385,721	56.5%	83.8%
ALLIED WORLD REINS CO	NH	949,826,084	766,049,408	40,088,322	79,873,659	53,294,460	9,139,441	72.1%	12.4%
ALLMERICA FINANCIAL ALLIANCE INS CO	NH	17,636,892	17,630,444	463,802	0	0	0	0.0%	0.0%
ALLMERICA FINANCIAL BENEFIT INS CO	MI	26,324,054	26,281,322	681,198	0	0	0	0.0%	0.0%

# Summary of Financial Condition as of December 31, 2010

## Property and Casualty Insurers

NAIC Data Current as of July 1, 2011

COMPANY NAME	STATE	ADMITTED ASSETS	CAPITAL & SURPLUS	NET INCOME	NET PREMIUMS WRITTEN	NET LOSSES & LAE	OTHER EXPENSES	NET LOSS & LAE RATIO	NET OTHER EXPENSE RATIO
ALLSTATE FIRE AND CASUALTY INS CO	IL	91,625,053	90,632,694	2,007,402	0	0	0	0.0%	0.0%
ALLSTATE INDEMNITY CO	IL	146,290,450	142,851,459	4,284,360	0	0	0	0.0%	0.0%
ALLSTATE INS CO	IL	40,786,140,291	15,383,815,113	1,029,137,759	23,483,376,588	17,309,088,615	6,027,022,864	73.3%	25.5%
ALLSTATE PROPERTY AND CASUALTY INS CO	IL	167,605,601	164,443,422	5,444,606	0	0	0	0.0%	0.0%
ALLSTATE VEHICLE AND PROPERTY INS CO	IL	23,533,496	23,389,403	806,761	0	0	0	0.0%	0.0%
ALPHA PROPERTY & CASUALTY INS CO	WI	35,012,375	12,614,216	549,229	0	0	19,054	0.0%	0.0%
ALTERRA AMERICA INS CO	DE	126,686,255	111,770,510	154,457	5,215,026	2,275,769	3,688,398	52.8%	85.5%
AMBAC ASSURANCE CORP	WI	7,940,034,635	1,026,920,181	(1,471,903,054)	230,296,566	1,650,378,131	125,830,568	248.0%	18.9%
AMCO INS CO	IA	1,764,824,476	459,509,071	15,599,061	0	0	0	0.0%	0.0%
AMERICAN AGRI-BUSINESS INS CO	TX	631,566,353	20,065,451	2,826,055	(661)	(75,484)	769,343	N/A	N/A
AMERICAN ALTERNATIVE INS CORP	DE	404,034,063	146,228,270	15,296,505	(3,854)	0	(26,139,149)	0.0%	N/A
AMERICAN AUTOMOBILE INS CO	MO	378,569,837	152,090,246	10,603,257	85,409,301	70,319,861	28,493,199	78.1%	31.6%
AMERICAN BANKERS INS CO OF FLORIDA	FL	1,251,344,626	401,633,620	104,335,017	671,803,151	234,157,154	344,733,467	34.8%	51.3%
AMERICAN CASUALTY CO OF READING, PENNSYLVANIA	PA	125,092,360	125,055,365	2,042,414	0	0	0	0.0%	0.0%
AMERICAN CENTENNIAL INS CO	DE	28,103,389	18,241,225	(105,151)	594	313,909	652,287	N/A	N/A
AMERICAN COMMERCE INS CO	OH	360,787,857	136,161,032	9,507,213	143,933,224	103,503,224	38,996,733	74.5%	28.1%
AMERICAN COMPENSATION INS CO	MN	110,107,551	49,233,357	787,886	23,058,655	15,691,892	10,177,389	65.6%	42.6%
AMERICAN CONCEPT INS CO	RI	6,764,413	4,190,724	(52,496)	13,585	67,317	111,304	494.9%	818.3%
AMERICAN CONTRACTORS INDEMNITY CO	CA	347,555,007	68,154,342	11,973,811	104,655,895	40,106,242	58,462,279	38.6%	56.3%
AMERICAN ECONOMY INS CO	IN	1,256,663,965	236,286,241	48,434,570	590,399,055	391,817,426	194,108,456	67.8%	33.6%
AMERICAN EMPIRE INS CO	OH	38,005,944	24,228,749	3,841,704	3,016,851	(763,562)	919,416	N/A	26.8%
AMERICAN EQUITY SPECIALTY INS CO	CT	77,935,627	30,447,316	3,303,243	18,492,109	11,289,181	5,850,068	62.0%	32.1%
AMERICAN FAMILY HOME INS CO	FL	502,086,867	168,191,390	33,407,104	226,379,576	98,656,481	109,565,955	45.0%	50.0%
AMERICAN FAMILY MUTUAL INS CO	WI	11,577,046,970	4,570,802,039	423,240,236	5,324,289,869	3,882,859,378	1,484,304,674	72.0%	27.5%
AMERICAN FARMERS & RANCHERS INS CO	OK	9,526,882	6,604,637	128,795	0	(26,014)	515,772	0.0%	0.0%
AMERICAN FARMERS & RANCHERS MUTUAL INS CO	OK	89,889,060	28,076,852	14,728,989	79,823,446	47,777,740	22,234,567	70.1%	32.6%
AMERICAN FIRE AND CASUALTY CO	OH	173,018,676	44,355,987	2,640,235	63,257,042	41,980,439	20,797,335	67.8%	33.6%
AMERICAN FUJI FIRE AND MARINE INS CO	IL	96,940,523	71,910,024	920,816	70,238	806,605	1,628,075	846.4%	1708.3%
AMERICAN GENERAL INDEMNITY CO	IL	8,721,567	8,510,949	124,916	(59,993)	18,898	98,127	N/A	N/A
AMERICAN GENERAL PROPERTY INS CO	TN	36,806,803	20,783,188	712,864	(4,511)	790,329	216,603	N/A	N/A
AMERICAN GUARANTEE AND LIABILITY INS CO	NY	236,754,135	167,766,514	6,104,339	0	0	0	0.0%	0.0%
AMERICAN HALLMARK INS CO OF TEXAS	TX	289,881,637	109,700,724	1,122,555	129,554,789	95,967,793	44,822,656	75.0%	35.0%
AMERICAN HARDWARE MUTUAL INS CO	OH	363,732,270	124,134,224	(2,247,689)	127,799,408	93,263,256	45,359,097	73.5%	35.7%
AMERICAN HEALTHCARE INDEMNITY CO	DE	218,717,605	115,194,316	15,236,939	825,241	(23,239,487)	(1,822,402)	N/A	N/A
AMERICAN HOME ASSURANCE CO	NY	26,416,595,410	6,673,098,802	(776,516,101)	5,195,394,986	5,979,097,897	1,709,218,463	105.8%	30.3%
AMERICAN INS CO (THE)	OH	1,254,926,443	310,073,704	24,407,452	392,882,467	323,484,984	130,237,839	78.1%	31.4%
AMERICAN INTERSTATE INS CO	LA	915,425,720	320,388,061	24,847,508	166,890,862	126,602,642	35,201,475	72.1%	20.0%
AMERICAN MANUFACTURERS MUTUAL INS CO	IL	10,353,320	10,290,173	(902,580)	0	0	1,201,043	0.0%	27.0%
AMERICAN MERCURY INS CO	OK	322,069,548	107,287,588	(15,024,771)	164,580,743	161,892,186	47,788,774	91.5%	27.0%
AMERICAN MINING INS CO, INC.	AL	29,952,730	24,120,836	936,542	0	0	0	0.0%	0.0%
AMERICAN MODERN HOME INS CO	OH	1,067,238,802	350,425,667	37,020,530	398,260,366	173,562,330	193,378,219	45.0%	50.1%
AMERICAN MODERN SELECT INS CO	OH	157,951,333	28,462,769	4,619,929	41,922,144	18,269,717	20,289,237	45.0%	50.0%
AMERICAN MOTORISTS INS CO	IL	20,574,521	20,572,721	578,516	0	0	0	0.0%	0.0%
AMERICAN NATIONAL SHARE INS CORP	OH	201,970,870	170,708,757	1,848,510	348,058	11,807,044	7,521,947	N/A	N/A
AMERICAN NATIONAL GENERAL INS CO	MO	115,577,766	61,781,999	(9,233,534)	53,765,804	56,734,057	11,412,922	115.7%	23.3%
AMERICAN NATIONAL PROPERTY AND CASUALTY CO	MO	1,068,882,523	382,378,159	5,927,162	539,092,792	466,828,467	128,582,007	83.8%	23.1%

# Summary of Financial Condition as of December 31, 2010

## Property and Casualty Insurers

NAIC Data Current as of July 1,2011

COMPANY NAME	STATE	ADMITTED ASSETS	CAPITAL & SURPLUS	NET INCOME	NET PREMIUMS WRITTEN	NET LOSSES & LAE	OTHER EXPENSES	NET LOSS & LAE RATIO	NET OTHER EXPENSE RATIO
AMERICAN RELIABLE INS CO	AZ	303,152,194	100,588,016	9,579,160	181,565,007	103,363,033	74,412,838	57.9%	41.7%
AMERICAN ROAD INS CO (THE)	MI	528,549,413	274,418,084	55,445,511	80,986,719	45,999,008	1,700,543	47.2%	1.7%
AMERICAN SAFETY CASUALTY INS CO	OK	187,193,563	79,137,402	(2,041,527)	43,957,266	23,901,652	19,064,955	66.0%	52.6%
AMERICAN SECURITY INS CO	DE	1,738,063,572	674,007,241	340,617,164	1,217,146,713	368,541,930	554,438,712	28.5%	42.8%
AMERICAN SENTINEL INS CO	PA	23,876,746	12,667,848	1,194,486	17,640,900	9,119,260	7,535,878	52.0%	43.0%
AMERICAN SERVICE INS CO, INC.	IL	152,460,845	35,829,177	(5,351,116)	22,520,604	32,868,480	12,814,266	87.1%	34.0%
AMERICAN SOUTHERN HOME INS CO	FL	120,234,452	32,159,233	3,525,597	33,537,715	14,615,775	16,231,817	45.0%	50.0%
AMERICAN STANDARD INS CO OF WISCONSIN	WI	358,875,307	288,323,594	14,114,125	0	0	0	0.0%	0.0%
AMERICAN STATES INS CO	IN	1,734,629,076	330,024,119	63,111,872	801,255,861	531,752,222	263,432,904	67.8%	33.6%
AMERICAN STATES PREFERRED INS CO	IN	187,098,362	35,139,550	6,420,841	84,342,720	55,973,918	27,729,780	67.8%	33.6%
AMERICAN SUMMIT INS CO	TX	37,801,375	25,216,044	641,842	18,663,695	12,020,794	6,787,746	64.3%	36.3%
AMERICAN SURETY CO	IN	13,504,931	10,849,883	359,254	7,478,592	776,393	6,864,142	10.2%	90.1%
AMERICAN WEST INS CO	ND	10,196,059	9,665,928	604,185	6,016,317	3,885,265	1,349,474	66.6%	23.1%
AMERICAN ZURICH INS CO	IL	227,310,189	147,762,709	9,580,179	0	0	0	0.0%	0.0%
AMERIN GUARANTY CORP	PA	17,142,436	17,074,395	6,910,104	0	0	207,077	0.0%	0.0%
AMERISURE MUTUAL INS CO	MI	1,756,100,663	673,350,777	31,955,516	299,732,191	228,393,682	100,362,617	75.8%	33.3%
AMEX ASSURANCE CO	IL	286,947,280	206,513,535	88,713,478	227,005,980	74,211,355	35,714,034	32.6%	15.7%
AMGUARD INS CO	PA	314,124,166	81,603,900	10,965,802	86,416,684	49,214,843	25,902,274	61.7%	32.5%
AMICA MUTUAL INS CO	RI	4,089,088,711	2,340,329,252	99,815,446	1,448,433,323	1,032,715,514	323,682,322	73.9%	23.2%
AMTRUST INS CO OF KANSAS, INC.	KS	28,613,773	12,717,652	835,630	2,760,705	1,528,162	374,914	54.2%	13.3%
ARCH INDEMNITY INS CO	NE	24,911,971	22,593,272	376,130	0	0	211,383	0.0%	0.0%
ARCH REINS CO	MO	1,928,002,645	615,782,867	5,241,055	304,668,347	217,978,835	106,369,408	72.7%	35.5%
ARGONAUT GREAT CENTRAL INS CO	NE	1,207,584,150	870,600,331	16,888,186	61,536,100	38,692,213	23,342,163	58.1%	35.0%
ARGONAUT INS CO	IL	70,458,211	59,613,431	2,935,021	0	0	265,563	0.0%	0.0%
ARGONAUT-MIDWEST INS CO	IL	1,383,260,093	378,886,095	38,056,344	228,189,332	170,416,728	87,296,462	68.2%	35.0%
ARIZONA AUTOMOBILE INS CO	AZ	43,098,072	24,581,930	813,237	0	0	0	0.0%	0.0%
ARMED FORCES INS EXCHANGE	KS	6,048,051	3,371,190	246,811	3,222,974	2,953,025	437,238	81.7%	12.1%
ARROWOOD INDEMNITY CO	DE	145,410,876	65,284,061	1,031,998	67,679,820	49,536,974	23,729,758	73.9%	35.4%
ASPEN AMERICAN INS CO	TX	1,975,021,565	321,182,283	(57,773,918)	(4,514,262)	43,108,907	68,007,961	N/A	N/A
ASSOCIATED INDEMNITY CORP	TX	73,076,797	67,970,525	(240,547)	(281,290)	(1,960,837)	6,505,010	697.1%	N/A
ASSURED LOGGERS EXCHANGE	CA	170,114,372	77,536,360	2,846,640	34,163,835	28,114,331	11,370,456	78.1%	31.6%
ASSURANCE CO OF AMERICA	ID	28,321,624	11,927,197	(124,739)	5,403,127	4,385,847	1,568,170	79.3%	28.3%
ASSURED GUARANTY CORP.	NY	39,766,463	19,472,438	1,134,886	0	0	0	0.0%	0.0%
ASSURED GUARANTY MUNICIPAL CORP.	MD	2,999,582,652	854,119,958	(182,086,928)	146,373,525	284,610,554	111,821,376	181.8%	71.4%
ATHENA ASSURANCE CO	NY	4,237,316,485	927,039,158	250,303,455	157,240,201	107,594,143	48,828,968	47.4%	21.5%
ATLANTA INTERNATIONAL INS CO	CT	196,727,097	60,199,016	8,549,491	53,627,116	32,738,673	16,965,290	62.0%	32.1%
ATLANTIC SPECIALTY INS CO	NY	48,115,240	21,813,694	(3,467,705)	0	5,239,922	786,922	0.0%	0.0%
ATRAIDUS TRADE CREDIT INS, INC.	NY	59,147,371	47,317,450	2,620,737	6,032,640	5,046,348	2,855,356	62.0%	35.1%
AUSTIN MUTUAL INS CO	MD	98,053,426	57,401,134	3,352,793	12,610,544	(383,688)	10,990,449	N/A	90.8%
AUTOMOBILE INS CO OF HARTFORD, CONNECTICUT (THE)	MN	147,408,126	49,146,201	(15,465,789)	90,842,055	83,316,108	30,672,777	92.5%	34.1%
AUTOONE INS CO	CT	978,820,852	307,487,676	36,378,614	253,341,895	154,682,093	80,146,551	62.0%	32.1%
AUTO-OWNERS INS CO	NY	67,820,658	48,234,112	2,998,897	10,054,397	8,410,576	4,758,930	62.0%	35.1%
AVEMCO INS CO	MI	9,853,959,081	6,081,246,681	189,574,357	2,120,597,337	1,541,066,145	631,524,775	72.8%	29.8%
AXA ART INS CORP	MD	115,385,854	70,596,481	11,838,870	37,044,594	17,652,778	9,577,924	46.1%	25.0%
AXA INS CO	NY	46,640,041	29,750,163	587,676	14,200,681	6,199,579	8,445,701	44.3%	60.3%
	NY	182,671,819	114,098,292	1,911,824	24,002,860	11,968,784	15,205,342	49.5%	62.9%



# Summary of Financial Condition as of December 31, 2010

## Property and Casualty Insurers

NAIC Data Current as of July 1, 2011

COMPANY NAME	STATE	ADMITTED ASSETS	CAPITAL & SURPLUS	NET INCOME	NET PREMIUMS WRITTEN	NET LOSSES & LAE	OTHER EXPENSES	NET LOSS & LAE RATIO	NET OTHER EXPENSE RATIO
AXIS INS CO	IL	868,717,874	471,206,460	36,653,914	176,714,876	84,206,317	50,810,909	59.3%	35.8%
AXIS REINS CO	NY	2,135,382,571	669,969,629	81,014,599	412,769,619	224,012,975	158,210,824	56.7%	40.1%
AXIS SPECIALTY INS CO	CT	176,983,221	116,969,647	9,583,590	(787,914)	86,598	1,631,730	2.9%	54.1%
BADGER MUTUAL INS CO	WI	163,756,785	67,197,364	(2,879,202)	93,582,815	70,268,517	29,844,238	75.9%	32.2%
BALBOA INS CO	CA	2,743,472,642	1,391,958,750	743,733,915	1,702,724,744	417,396,926	412,615,921	23.7%	23.4%
BANCINSURE, INC.	OK	116,234,430	37,103,933	(4,148,940)	60,592,245	48,390,422	25,515,236	77.1%	40.6%
BANKERS INS CO	FL	119,974,759	45,134,234	32,885	53,812,709	22,266,030	28,120,059	41.9%	52.9%
BANKERS STANDARD FIRE AND MARINE CO	PA	152,976,636	64,478,163	5,012,769	31,434,088	19,688,834	7,303,796	67.1%	24.9%
BANKERS STANDARD INS CO	PA	359,409,065	153,786,886	10,230,276	73,346,208	45,940,632	17,239,434	67.1%	25.2%
BAR PLAN MUTUAL INS CO (THE)	MO	56,080,248	22,448,721	(2,021,444)	10,556,873	10,097,282	4,191,201	92.1%	38.2%
BCS INS CO	OH	217,904,472	142,045,303	5,149,869	107,176,687	69,434,534	35,423,506	65.8%	33.6%
BEAZLEY INS CO, INC.	CT	232,326,588	116,094,949	(54,396)	34,043,865	29,209,760	9,778,032	81.3%	27.2%
BENCHMARK INS CO	KS	93,710,928	42,851,172	1,397,694	11,044,444	10,333,735	3,970,931	80.3%	30.9%
BERKLEY INS CO	DE	7,517,455,064	2,623,691,650	323,553,914	1,327,234,776	897,345,768	442,118,122	69.0%	34.0%
BERKLEY NATIONAL INS CO	IA	36,538,476	30,722,099	735,242	0	0	0	0.0%	0.0%
BERKLEY REGIONAL INS CO	DE	2,687,601,246	689,881,462	137,674,498	1,099,165,657	670,488,092	391,410,890	59.7%	34.8%
BERKSHIRE HATHAWAY ASSURANCE CORP	NY	1,681,619,356	1,018,844,422	52,143,891	6,511,350	0	2,113,731	0.0%	7.7%
BERKSHIRE HATHAWAY HOMESTATE INS CO	NE	804,952,006	664,874,112	18,942,903	26,165,909	9,519,945	16,454,625	24.7%	42.7%
BITUMINOUS CASUALTY CORP	IL	717,199,724	256,626,873	19,014,551	152,833,648	106,479,671	52,996,073	66.8%	33.2%
BITUMINOUS FIRE & MARINE INS CO	IL	464,186,438	140,904,014	19,585,598	97,267,646	61,396,788	33,336,951	60.9%	33.1%
BOND SAFEGUARD INS CO	IL	75,352,555	24,835,083	4,024,922	28,346,731	11,166,804	13,714,948	39.7%	48.8%
BRISTOL WEST INS CO	OH	209,186,034	43,240,456	6,443,680	(8,833,192)	(1,324,089)	(1,324,089)	0.0%	0.0%
BROTHERHOOD MUTUAL INS CO	IN	337,779,296	149,635,598	2,583,452	170,600,444	115,435,575	55,323,837	69.1%	33.1%
C.P.A. INS CO	MI	8,281,500	7,285,876	(721,451)	2,880,497	1,785,314	1,720,198	61.7%	59.5%
CALIFORNIA CAPITAL INS CO	CA	483,328,366	276,210,415	9,199,876	181,616,454	109,489,978	67,718,454	62.0%	38.3%
CALIFORNIA CASUALTY GENERAL INS CO OF OREGON	OR	99,621,815	34,372,965	862,837	25,831,703	19,767,111	7,385,277	76.0%	28.4%
CALIFORNIA CASUALTY INDEMNITY EXCHANGE	CA	566,612,457	340,197,559	4,614,408	150,684,938	115,308,145	43,080,789	76.0%	28.4%
CALIFORNIA CASUALTY INS CO	CA	122,465,155	91,690,268	688,463	17,221,136	13,178,074	4,923,518	76.0%	28.4%
CALIFORNIA INS CO	CA	392,928,980	149,005,507	28,516,390	87,742,670	17,151,456	30,062,100	19.6%	34.4%
CAMDEN FIRE INS ASSOCIATION (THE)	NJ	18,117,467	17,402,470	(6,774,103)	0	0	22,000	0.0%	0.0%
CANAL INS CO	CA	130,885,445	35,056,788	944,662	26,317,996	17,025,583	9,562,892	72.4%	40.7%
CAPITOL INDEMNITY CORP	WI	431,445,199	187,173,947	17,566,725	111,327,288	200,699,778	64,139,493	105.7%	33.8%
CAPSON PHYSICIANS INS CO	TX	7,819,975	7,549,826	288,882	45,438	0	1,047,317	0.0%	N/A
CAROLINA CASUALTY INS CO	IA	249,097,832	193,808,775	8,141,865	0	0	(97,208)	0.0%	0.0%
CASTLEPOINT NATIONAL INS CO	IL	446,731,017	114,942,028	8,454,583	147,261,688	78,313,793	48,226,705	62.0%	38.2%
CASUALTY UNDERWRITERS INS CO	UT	4,195,354	4,185,789	117,923	50,943	(4,549)	116,209	N/A	228.1%
CATERPILLAR INS CO	MO	401,807,674	140,954,388	11,496,227	118,186,679	74,783,059	17,767,905	71.8%	17.0%
CATLIN INS CO, INC.	TX	175,366,421	58,462,831	1,944,158	28,889,270	18,428,731	7,507,438	68.0%	27.7%
CEM INS CO	IL	10,697,261	5,045,508	12,048	5,612,035	3,505,209	2,713,350	64.2%	49.7%
CENSTAT CASUALTY CO	NE	14,775,306	12,551,566	561,122	1,036,187	631,376	285,523	59.3%	28.8%
CENTRAL STATES INDEMNITY CO OF OMAHA	NE	272,918,755	235,212,304	9,688,406	33,619,842	6,790,487	26,774,648	20.2%	79.8%
CENTRE INS CO	DE	139,481,259	54,466,359	3,354,817	(2,046)	(131,207)	2,645,176	N/A	N/A
CENTURION CASUALTY CO	IA	467,885,575	410,477,961	26,614,070	26,954,699	4,908,814	3,010,408	18.0%	11.1%
CENTURY INDEMNITY CO	PA	886,190,227	25,000,000	(7,566,590)	(106)	189,868,154	3,104,360	N/A	N/A
CENTURY-NATIONAL INS CO	CA	529,851,410	324,401,736	38,149,932	117,008,222	63,064,263	45,650,244	50.9%	36.9%



# Summary of Financial Condition as of December 31, 2010

## Property and Casualty Insurers

NAIC Data Current as of July 1,2011

COMPANY NAME	STATE	ADMITTED ASSETS	CAPITAL & SURPLUS	NET INCOME	NET PREMIUMS WRITTEN	NET LOSSES & LAE	OTHER EXPENSES	NET LOSS & LAE RATIO	NET OTHER EXPENSE RATIO
CHARTER OAK FIRE INS CO (THE)	CT	926,536,476	235,267,725	40,729,287	234,849,786	143,372,889	74,296,449	62.0%	32.1%
CHARTIS CASUALTY CO	PA	41,208,939	40,852,574	1,277,466	0	0	0	0.0%	0.0%
CHARTIS PROPERTY CASUALTY CO	PA	4,407,693,450	1,693,609,979	(94,520,544)	619,585,606	751,082,078	181,688,533	108.8%	26.3%
CHEROKEE INS CO	MI	263,954,970	119,515,755	14,255,585	109,043,237	96,899,286	10,336,926	90.8%	9.7%
CHICAGO INS CO	IL	187,569,663	54,939,913	3,264,572	51,245,616	42,205,533	17,018,941	78.1%	31.5%
CHUBB INDEMNITY INS CO	NY	292,556,553	98,938,240	10,807,136	41,215,246	25,480,694	12,163,400	61.7%	29.4%
CHUBB NATIONAL INS CO	IN	228,022,616	98,651,306	10,322,043	41,215,246	25,480,694	12,165,039	61.7%	29.4%
CHURCH MUTUAL INS CO.	WI	1,224,061,198	413,702,158	26,190,956	481,451,217	374,307,281	106,316,638	79.2%	22.5%
CIFG ASSURANCE NORTH AMERICA, INC.	NY	620,700,565	394,186,205	166,908,340	31,094,000	(114,490,630)	15,857,369	N/A	29.9%
CIM INS CORP	MI	17,345,000	16,371,120	442,980	0	0	0	0.0%	0.0%
CINCINNATI CASUALTY CO	OH	293,228,034	268,542,982	9,859,799	0	0	0	0.0%	0.0%
CINCINNATI INDEMNITY CO (THE)	OH	76,859,227	70,109,253	2,467,311	0	0	0	0.0%	0.0%
CINCINNATI INS CO (THE)	OH	9,343,031,687	3,777,232,534	317,966,278	2,907,432,573	1,973,380,257	942,325,252	68.6%	32.7%
CIVIL SERVICE EMPLOYEES INS CO	CA	195,269,333	107,804,740	8,999,458	78,095,474	48,184,524	29,025,087	62.1%	37.4%
CLAREMONT LIABILITY INS CO	CA	15,756,139	15,496,624	995,610	(4,133,410)	(4,032,606)	285,030	97.6%	N/A
CLARENDON NATIONAL INS CO	NJ	741,108,232	269,685,375	(28,327,659)	(2,665,190)	16,403,000	16,390,961	N/A	N/A
CLEARWATER INS CO	DE	1,318,524,407	286,959,848	14,845,871	(302,065)	66,331,171	3,527,351	N/A	838.9%
CLEARWATER SELECT INS CO	DE	108,021,960	99,391,950	3,578,502	(2,357)	(248,882)	2,174,303	N/A	N/A
CLERMONT INS CO	IA	20,318,750	19,884,893	395,990	0	0	0	0.0%	0.0%
CMG MORTGAGE ASSURANCE CO	WI	15,113,564	13,234,264	(294,714)	316,001	1,097,889	133,766	344.1%	41.9%
CMG MORTGAGE INS CO	WI	392,627,164	105,470,447	3,368,354	79,698,849	119,911,642	17,478,999	143.5%	20.9%
COFACE NORTH AMERICA INS CO	MA	109,742,633	49,765,817	(680,683)	31,176,188	13,614,296	19,485,888	43.8%	62.7%
COLISEUM REINS CO	DE	602,984,593	443,177,003	31,944,648	2,389,409	(4,863,577)	5,266,141	N/A	217.3%
COLONIAL AMERICAN CASUALTY AND SURETY CO	MD	25,710,070	23,571,636	1,084,010	0	0	0	0.0%	0.0%
COLONIAL SURETY CO	PA	39,996,512	20,209,346	3,506,197	8,358,410	856,783	3,308,657	10.4%	40.2%
COLONY SPECIALTY INS CO	OH	123,609,242	78,136,212	2,552,133	0	0	0	0.0%	0.0%
COLORADO CASUALTY INS CO	NH	24,878,515	21,862,751	1,036,518	0	0	0	0.0%	0.0%
COLUMBIA INS CO	NE	12,952,033,895	8,861,689,249	54,030,712	388,278,213	153,308,985	101,046,749	38.8%	25.5%
COLUMBIA MUTUAL INS CO	MO	374,513,121	186,550,944	9,291,773	152,244,682	105,435,426	46,192,999	70.2%	30.8%
COMMERCE AND INDUSTRY INS CO	NY	8,311,479,736	1,886,955,322	(347,548,677)	1,363,044,332	1,721,455,207	401,748,468	113.4%	26.5%
COMMERCIAL CASUALTY INS CO	CA	142,007,702	72,440,054	5,027,531	0	0	612,256	0.0%	0.0%
COMMONWEALTH INS CO OF AMERICA	WA	40,925,085	24,180,908	(1,606,464)	6,101,405	1,980,721	4,184,789	33.7%	71.2%
COMPANION COMMERCIAL INS CO	SC	15,559,640	9,056,561	193,383	0	0	0	0.0%	0.0%
COMPANION PROPERTY AND CASUALTY INS CO	SC	564,713,047	216,531,310	8,873,952	132,844,309	70,586,873	53,277,953	54.2%	40.9%
COMPWEST INS CO	CA	223,564,734	94,903,936	1,526,199	9,060,696	15,674,565	2,928,713	169.3%	31.6%
CONSTITUTION INS CO	NY	12,628,760	12,287,710	114,740	378,000	8,400	498,634	10.0%	593.6%
CONSUMERS INSURANCE USA, INC.	TN	60,934,882	25,311,576	1,320,768	40,590,823	30,396,895	13,806,180	75.4%	34.2%
CONTINENTAL CASUALTY CO	IL	39,595,457,933	9,821,196,413	658,361,769	5,636,928,242	4,069,764,115	1,811,871,790	80.7%	35.9%
CONTINENTAL HERITAGE INS CO	FL	7,736,006	6,354,827	141,275	1,527,321	1,998	1,491,029	0.1%	97.2%
CONTINENTAL INDEMNITY CO	IA	60,759,560	22,902,063	4,025,816	15,345,134	3,239,881	5,560,686	21.2%	36.4%
CONTINENTAL INS CO (THE)	PA	2,658,211,607	1,146,516,540	(395,709,326)	0	53,014,311	0	0.0%	0.0%
CONTINENTAL WESTERN INS CO	IA	215,252,588	80,156,667	3,292,314	0	0	0	0.0%	0.0%
CONTRACTORS BONDING AND INS CO	WA	215,373,202	111,922,682	6,815,341	50,175,965	17,717,561	31,424,345	33.2%	58.9%
COOPERATIVE MUTUAL INS CO	MN	23,820,474	4,024,335	(3,675,574)	7,211,243	9,579,990	2,683,198	113.9%	31.9%
COPIC INS CO	CO	513,412,348	200,312,647	26,346,931	96,201,239	55,385,118	18,818,068	56.6%	19.2%
COREPOINTE INS CO	MI	216,043,987	132,772,858	30,805,410	14,723,933	16,654,474	5,841,982	74.9%	26.3%

# Summary of Financial Condition as of December 31, 2010

## Property and Casualty Insurers

NAIC Data Current as of July 1, 2011

COMPANY NAME	STATE	ADMITTED ASSETS	CAPITAL & SURPLUS	NET INCOME	NET PREMIUMS WRITTEN	NET LOSSES & LAE	OTHER EXPENSES	NET LOSS & LAE RATIO	NET OTHER EXPENSE RATIO
COUNTRY CASUALTY INS CO	IL	75,289,048	63,738,533	1,237,867	0	0	0	0.0%	0.0%
COUNTRY MUTUAL INS CO	IL	3,726,195,722	1,638,034,046	34,200,712	1,820,304,063	1,307,966,961	569,901,863	73.0%	31.8%
COUNTRY PREFERRED INS CO	IL	113,697,779	17,710,716	472,283	0	0	0	0.0%	0.0%
COURTESY INS CO	FL	490,348,502	202,359,973	31,202,724	95,221,339	53,630,387	17,239,692	57.5%	18.5%
CRANBROOK INS CO	TX	36,833,172	20,317,016	1,760,648	5,318,952	3,272,625	964,657	64.1%	18.9%
CRUM & FORSTER INDEMNITY CO	DE	36,026,832	14,721,532	659,476	6,087,963	4,821,633	2,073,037	79.5%	34.2%
CSE SAFEGUARD INS CO	CA	88,276,289	39,672,937	6,513,818	38,989,195	23,397,794	14,422,523	60.4%	37.2%
CUMIS INS SOCIETY, INC.	IA	1,529,389,381	470,366,326	12,540,699	479,682,107	334,046,293	195,104,413	65.6%	38.3%
CYPRESS INS CO	CA	786,967,832	225,137,597	(17,168,958)	224,919,143	147,885,523	48,105,426	83.5%	27.1%
DAIRYLAND INS CO	WI	1,125,562,567	466,413,608	33,593,706	283,376,650	216,536,167	87,427,897	75.5%	30.5%
DAKOTA FIRE INS CO	ND	175,015,961	48,778,777	3,646,084	67,338,750	45,596,133	23,309,256	68.9%	35.2%
DAKOTA TRUCK UNDERWRITERS	SD	86,450,750	29,151,018	2,105,861	29,525,652	20,201,180	7,635,096	71.9%	27.2%
DALLAS NATIONAL INS CO	TX	323,507,466	87,888,209	2,811,894	129,334,893	108,961,478	28,984,629	82.2%	21.9%
DANIELSON NATIONAL INS CO	CA	22,006,181	7,018,707	(635,101)	8,764,771	6,040,333	3,777,044	68.8%	43.0%
DARWIN NATIONAL ASSURANCE CO	DE	683,425,870	305,396,779	38,765,554	50,345,194	45,041,036	8,904,365	63.9%	12.6%
DEALERS ASSURANCE CO	OH	64,044,670	39,586,091	4,237,830	8,704,070	928,578	3,245,662	10.1%	35.5%
DENTISTS BENEFITS INS CO	OR	16,508,590	11,498,305	80,339	11,418,625	2,583,886	1,876,806	61.3%	44.5%
DENTISTS INS CO (THE)	CA	243,524,672	147,036,656	5,165,963	41,778,178	28,179,618	10,608,396	69.2%	26.1%
DEPOSITORS INS CO	IA	69,322,598	34,719,804	761,871	0	0	0	0.0%	0.0%
DEVELOPERS SURETY AND INDEMNITY CO	IA	130,666,333	82,464,622	2,953,445	42,105,529	18,451,263	27,851,914	40.9%	61.8%
DIAMOND STATE INS CO	IN	176,157,996	111,968,469	9,468,956	9,370,825	3,043,942	4,150,945	33.1%	45.1%
DIRECT NATIONAL INS CO	AR	22,105,856	7,013,787	551,238	14,716,424	13,179,015	3,500,503	80.3%	21.3%
DISCOVER PROPERTY & CASUALTY INS CO	IL	196,915,595	62,160,226	4,857,857	25,888,963	15,804,862	8,190,114	62.0%	32.1%
DOCTORS' CO. AN INTERINS EXCHANGE (THE)	CA	2,584,018,937	1,241,236,952	273,936,955	527,973,477	293,984,096	118,217,900	55.9%	22.5%
DORINCO REINS CO	MI	1,622,502,496	609,660,552	111,985,590	208,209,968	143,823,018	32,780,542	66.6%	15.2%
EAGLE WEST INS CO	CA	96,459,553	42,284,267	2,376,205	47,637,103	28,718,682	17,762,217	62.0%	38.3%
EASTGUARD INS CO	PA	90,673,399	26,546,080	3,329,341	21,206,720	12,454,743	6,019,231	60.3%	29.2%
ECONOMY FIRE & CASUALTY CO	IL	423,523,062	350,352,345	17,529,958	0	0	141,999	0.0%	0.0%
ECONOMY PREFERRED INS CO	IL	9,643,674	9,241,525	355,842	0	0	57,071	0.0%	0.0%
ECONOMY PREMIER ASSURANCE CO	IL	91,360,193	38,963,489	1,942,622	0	0	307,863	0.0%	0.0%
ELECTRIC INS CO	MA	1,406,629,655	447,766,570	26,512,288	400,525,227	357,406,717	66,223,497	86.5%	16.0%
EMPIRE FIRE AND MARINE INS CO	NE	87,575,798	53,164,854	3,138,699	0	0	0	0.0%	0.0%
EMPLOYERS COMPENSATION INS CO	CA	1,216,119,450	299,410,854	16,356,486	84,536,484	57,526,959	35,354,359	66.2%	40.7%
EMPLOYERS FIRE INS CO (THE)	MA	88,191,301	58,106,443	28,587,569	15,081,615	12,615,871	7,138,393	62.0%	35.1%
EMPLOYERS INS CO OF NEVADA	NV	1,757,464,161	299,252,384	65,989,165	165,941,987	112,923,290	68,498,909	66.2%	40.2%
EMPLOYERS INS CO OF WAUSAU	WI	3,682,403,162	1,310,541,122	109,278,026	844,188,600	687,594,695	207,855,727	83.0%	25.1%
EMPLOYERS MUTUAL CASUALTY CO	IA	2,174,979,541	928,966,695	98,518,377	647,551,047	431,528,598	222,164,919	67.7%	34.9%
EMPLOYERS PREFERRED INS CO	FL	415,896,330	155,009,166	3,733,954	31,309,809	21,306,281	13,077,473	66.2%	40.6%
ENCOMPASS INDEMNITY CO	IL	24,315,921	23,757,581	544,481	0	0	0	0.0%	0.0%
ENDURANCE AMERICAN INS CO	DE	748,224,574	110,359,966	(8,494,641)	164,370,933	119,724,845	44,266,660	77.1%	28.5%
ENDURANCE REINS CORP OF AMERICA	DE	1,649,597,093	628,344,160	40,532,169	317,482,545	196,555,252	86,762,533	64.2%	28.3%
ENDURANCE RISK SOLUTIONS ASSURANCE CO.	DE	121,140,052	50,254,004	(2,862,237)	62,026,767	45,179,186	16,707,498	77.1%	28.5%
ENUMCLAW PROPERTY AND CASUALTY INS CO	WA	7,598,598	7,494,061	194,484	0	0	0	0.0%	0.0%
EQUITY INS CO	TX	67,498,966	28,640,518	(24,481)	34,536,640	30,846,614	10,698,591	90.4%	31.4%
ESSENT GUARANTY INC.	PA	166,842,567	160,268,666	(25,813,476)	204,903	0	24,627,046	0.0%	N/A
ESSENTIA INS CO	MO	47,720,586	31,560,637	(1,507,989)	15,403,303	8,675,425	9,671,520	58.0%	64.7%

# Summary of Financial Condition as of December 31, 2010

## Property and Casualty Insurers

NAIC Data Current as of July 1,2011

COMPANY NAME	STATE	ADMITTED ASSETS	CAPITAL & SURPLUS	NET INCOME	NET PREMIUMS WRITTEN	NET LOSSES & LAE	OTHER EXPENSES	NET LOSS & LAE RATIO	NET OTHER EXPENSE RATIO
ESURANCE INS CO OF NEW JERSEY	WI	37,440,263	10,642,817	524,996	321,546	(167,318)	1,317	N/A	0.4%
EULER HERMES AMERICAN CREDIT INDEMNITY CO	MD	379,889,251	157,601,580	19,756,302	82,249,571	21,816,179	46,244,573	28.0%	59.4%
EVEREST NATIONAL INS CO	DE	447,684,562	151,025,838	(4,454,812)	74,545,259	65,819,571	21,520,248	85.6%	28.0%
EVEREST REINS CO	DE	8,178,775,245	2,527,518,747	218,451,593	1,702,895,387	1,399,644,707	454,001,902	81.1%	26.3%
EVERGREEN NATIONAL INDEMNITY CO	OH	47,510,017	32,479,678	1,310,623	11,913,775	153,725	8,360,191	1.3%	73.3%
EVERSPAN FINANCIAL GUARANTEE CORP.	WI	201,490,198	177,007,791	8,451,968	(91,000)	(605,219)	445,512	N/A	19.1%
EXCALIBUR REINS CORP	PA	176,966,766	2,056,537	(14,244,499)	(4,322,525)	15,235,694	(4,939,330)	N/A	102.9%
EXCESS SHARE INS CORP	OH	54,850,680	20,354,599	152,768	1,038,320	140,000	1,741,127	13.5%	167.7%
EXECUTIVE RISK INDEMNITY INC.	DE	2,838,519,398	1,111,773,869	150,635,114	659,453,824	407,733,269	194,757,941	61.7%	29.5%
EXPLORER INS CO	CA	171,988,727	44,225,177	2,221,019	57,406,022	42,547,170	21,289,325	69.1%	34.6%
FACTORY MUTUAL INS CO	RI	11,028,837,894	6,961,909,035	667,364,617	2,415,967,666	1,218,782,864	669,342,693	50.7%	27.9%
FAIRFIELD INS CO	CT	23,197,161	18,871,923	443,620	0	(2,141,781)	2,132,256	0.0%	0.0%
FAIRMONT INS CO	CA	41,297,749	22,787,619	(2,947,260)	17,445	3,074,740	1,565,297	N/A	N/A
FAIRMONT PREMIER INS CO	CA	215,175,095	188,073,594	(5,082,901)	26,837	4,730,371	2,408,143	N/A	N/A
FAIRMONT SPECIALTY INS CO	CA	235,297,646	140,339,344	(3,568,589)	89,901	15,846,747	8,067,265	N/A	N/A
FARM BUREAU MUTUAL INS CO OF IDAHO	ID	373,727,020	223,005,954	14,697,446	131,076,967	88,437,753	36,223,230	68.0%	27.8%
FARMERS ALLIANCE MUTUAL INS CO	KS	271,567,701	147,628,885	3,393,696	114,977,419	85,875,738	34,846,109	74.9%	30.4%
FARMERS INS CO OF IDAHO	ID	182,857,250	66,196,168	(1,576,992)	95,576,894	51,923,063	32,581,910	65.0%	40.8%
FARMERS INS EXCHANGE	CA	15,066,753,344	3,678,792,984	(304,296,419)	6,594,806,122	3,645,625,553	2,248,328,245	66.1%	40.8%
FARMERS MUTUAL HAIL INS CO OF IOWA	IA	488,213,496	335,280,425	41,737,063	360,846,853	229,189,259	82,336,680	63.5%	22.8%
FARMERS UNION MUTUAL INS CO	MT	46,300,113	29,074,275	(895,567)	14,636,236	12,023,643	5,972,823	79.5%	39.5%
FARMINGTON CASUALTY INS CO	CT	982,086,550	283,409,885	52,261,731	273,699,215	167,080,222	86,581,689	62.0%	32.1%
FARMLAND MUTUAL INS CO	IA	385,921,232	162,730,957	10,145,798	142,893,788	97,843,559	48,088,066	67.8%	33.3%
FEDERAL INS CO	IN	31,062,634,346	14,317,263,300	2,002,635,903	6,309,090,078	3,834,685,175	1,906,622,275	60.8%	30.2%
FEDERATED MUTUAL INS CO	MN	4,019,352,730	2,190,938,254	152,325,777	784,641,070	524,413,761	256,897,815	65.8%	32.2%
FEDERATED RURAL ELECTRIC INS EXCHANGE	KS	383,327,811	116,443,253	13,169,887	105,977,400	89,768,271	15,480,176	84.6%	14.6%
FEDERATED SERVICE INS CO	MN	366,775,411	161,189,194	13,037,798	87,182,341	58,268,196	28,544,202	65.8%	32.2%
FIDELITY AND DEPOSIT CO OF MARYLAND	MD	236,535,096	193,268,319	6,581,242	0	0	0	0.0%	0.0%
FIDELITY AND GUARANTY INS CO	IA	46,794,487	19,166,016	327,711	0	0	0	0.0%	0.0%
FIDELITY AND GUARANTY INS UNDERWRITERS, INC.	WI	180,975,279	101,107,519	5,420,588	18,492,109	11,289,181	5,850,067	62.0%	32.1%
FIDELITY NATIONAL INS CO	CA	284,355,944	144,308,856	(16,754,542)	152,772,092	116,209,733	54,102,532	83.5%	38.9%
FIDELITY NATIONAL PROPERTY AND CASUALTY INS CO	NY	109,917,225	101,082,014	8,195,543	9,286,815	4,617,667	(2,892,402)	49.7%	N/A
FINANCIAL AMERICAN PROPERTY AND CASUALTY INS CO	TX	9,674,954	8,962,396	(726,892)	68,961	16,979	1,140,089	54.3%	N/A
FINANCIAL CASUALTY & SURETY, INC.	TX	19,737,294	10,168,151	(653,346)	11,953,104	8,922,008	6,563,542	63.2%	46.5%
FINANCIAL GUARANTY INS CO	NY	1,898,923,234	(2,227,083,893)	(790,237,703)	82,056,221	943,122,612	65,502,374	966.7%	67.1%
FINANCIAL INDEMNITY CO	CA	98,044,537	31,724,512	1,355,524	0	(4)	9,725	0.0%	0.0%
FINANCIAL PACIFIC INS CO	CA	243,899,620	77,183,291	7,520,031	53,078,288	33,753,193	18,582,292	62.1%	34.2%
FIRE INS EXCHANGE	CA	2,200,428,263	708,861,026	(36,808,112)	955,768,991	527,817,379	325,858,816	66.0%	40.8%
FIREMAN'S FUND INS CO	CA	9,385,263,745	2,729,746,558	262,743,472	2,589,606,992	2,132,217,632	854,201,362	78.1%	31.3%
FIREMEN'S INS CO OF WASHINGTON, D.C.	DE	80,966,452	30,594,831	1,118,108	0	0	0	0.0%	0.0%
FIRST AMERICAN PROPERTY & CASUALTY INS CO	CA	85,951,544	41,780,334	1,040,619	42,168,164	26,480,615	15,740,646	65.7%	39.1%
FIRST COLONIAL INS CO	FL	312,039,450	140,105,377	17,599,830	64,125,171	37,307,770	25,555,429	48.6%	33.3%
FIRST DAKOTA INDEMNITY CO	SD	35,363,231	9,008,070	611,756	11,392,053	8,052,214	3,048,440	71.9%	27.2%
FIRST FINANCIAL INS CO	IL	518,212,632	356,153,205	14,293,232	23,440,954	11,684,881	10,013,433	48.8%	41.8%
FIRST LIBERTY INS CORP (THE)	IL	52,963,974	23,650,618	487,373	10,552,358	8,594,934	2,598,197	83.0%	25.1%
FIRST MERCURY CASUALTY CO	MN	88,572,164	34,258,112	(1,468,093)	20,000,528	20,384,545	8,718,607	103.4%	44.2%

# Summary of Financial Condition as of December 31, 2010

## Property and Casualty Insurers

NAIC Data Current as of July 1, 2011

COMPANY NAME	STATE	ADMITTED ASSETS	CAPITAL & SURPLUS	NET INCOME	NET PREMIUMS WRITTEN	NET LOSSES & LAE	OTHER EXPENSES	NET LOSS & LAE RATIO	NET OTHER EXPENSE RATIO
FIRST NATIONAL INS CO OF AMERICA	WA	206,301,824	46,025,313	5,087,301	84,342,720	55,973,918	27,729,780	67.8%	33.6%
FIRST NONPROFIT INS CO	IL	136,856,405	52,426,066	(842,988)	50,275,247	31,179,797	20,052,748	63.5%	40.9%
FIRST SEALORD SURETY, INC.	PA	12,060,163	10,635,619	804,040	18,746,969	4,187,848	13,859,517	22.5%	74.5%
FIRSTCOMP INS CO	NE	299,239,681	67,678,345	(17,945,936)	118,063,009	108,370,253	37,957,532	94.3%	33.0%
FLORIST'S MUTUAL INS CO	IL	158,387,242	50,198,825	(4,744,757)	52,331,757	44,479,342	18,728,115	88.2%	37.1%
FOREMOST INS CO	MI	1,537,338,303	899,287,628	303,759,527	537,064,709	835,853,815	262,334,219	59.9%	18.8%
FOREMOST PROPERTY AND CASUALTY INS CO	MI	43,149,364	16,474,251	41,016	0	0	2,317,956	0.0%	0.0%
FORTRESS INS CO	IL	53,806,938	22,063,914	914,012	3,487,764	2,991,833	1,304,613	86.2%	37.6%
FRANKENMUTH MUTUAL INS CO	MI	927,032,985	383,321,569	27,718,315	316,006,109	247,229,740	89,795,973	72.3%	26.3%
FREEDOM SPECIALTY INS CO	OH	10,509,895	8,963,670	372,422	0	0	0	0.0%	0.0%
GARRISON PROPERTY AND CASUALTY INS CO	TX	568,426,764	158,495,661	(8,288,715)	456,573,287	325,191,997	55,403,784	85.5%	14.6%
GATEWAY INS CO	MO	48,739,608	16,843,106	(3,436,973)	21,154,792	17,402,623	8,076,127	87.2%	40.5%
GEICO CASUALTY CO	MD	830,585,393	366,687,103	(21,194,443)	664,622,832	384,290,908	153,829,852	72.5%	29.0%
GEICO GENERAL INS CO	MD	173,566,617	103,155,388	2,873,966	0	0	0	0.0%	0.0%
GEICO INDEMNITY CO	MD	5,813,793,083	2,272,281,278	378,116,305	3,635,216,618	2,766,145,074	639,627,563	74.7%	17.3%
GEM STATE INS CO	ID	7,626,402	5,495,194	354,919	2,560,290	1,545,754	853,358	60.9%	33.6%
GENERAL CASUALTY CO OF WISCONSIN	WI	965,071,847	523,342,222	48,129,900	227,420,049	177,676,646	86,344,042	66.4%	32.3%
GENERAL FIDELITY INS CO	SC	682,954,407	280,552,717	(56,073,654)	(1,492,558)	127,090,689	8,717,947	808.7%	55.5%
GENERAL INS CO OF AMERICA	WA	2,079,615,242	409,611,147	65,297,487	969,941,304	643,700,057	318,892,463	67.8%	33.6%
GENERAL REINS CORP	DE	14,388,773,992	9,319,444,198	500,087,263	612,671,588	294,801,355	280,656,247	45.1%	43.0%
GENERAL SECURITY NATIONAL INS CO	NY	299,336,315	114,239,940	3,274,326	2,056,750	(4,891,229)	3,994,281	N/A	193.9%
GENERAL STAR NATIONAL INS CO	OH	279,972,856	174,023,811	(509,331)	23,729,657	20,611,161	12,433,701	84.3%	50.8%
GENERALI - U.S. BRANCH	NY	54,937,542	25,518,609	(1,353,819)	76,172	852,203	1,728,104	1605.2%	N/A
GENESIS INS CO	CT	188,470,233	110,505,532	11,250,115	9,665,956	(989,420)	3,660,500	N/A	33.0%
GENWORTH FINANCIAL ASSURANCE CORP	NC	33,736,144	20,348,122	(4,544,610)	2,049,497	8,445,012	605,343	411.9%	29.5%
GENWORTH HOME EQUITY INS CORP	NC	12,156,930	12,014,129	160,119	53,788	115,396	179,802	214.5%	334.3%
GENWORTH MORTGAGE INS CORP	NC	2,655,367,619	739,300,182	(787,351,265)	523,504,398	1,279,884,299	143,094,523	244.9%	27.4%
GENWORTH MORTGAGE INS CORP OF NORTH CAROLINA	NC	485,096,854	133,704,437	(118,019,184)	48,635,348	184,766,967	(574)	371.9%	0.0%
GENWORTH RESIDENTIAL MORTGAGE ASSURANCE CORP	NC	30,051,893	25,618,939	1,204,697	111,388	138,910	213,523	110.7%	170.2%
GENWORTH RESIDENTIAL MORTGAGE INS CORP OF NORTH CAROLINA	NC	217,056,985	113,696,468	(17,402,009)	26,743,154	42,136,713	6,955,535	154.7%	25.5%
GEOVERA INS CO	CA	93,626,348	30,972,741	9,666,564	27,819,140	11,092,491	7,168,978	39.0%	25.2%
GLOBAL REINS CORP OF AMERICA	NY	448,497,694	162,320,763	(1,778,424)	39,952	7,728,085	8,270,556	N/A	N/A
GMAC INS CO ONLINE, INC.	MO	43,910,959	9,099,442	(2,152,248)	35,400,181	16,565,810	6,575,200	72.7%	28.9%
GOVERNMENT EMPLOYEES INS CO	MD	16,462,921,016	6,464,466,186	1,282,073,390	9,958,568,141	7,514,071,361	1,601,000,540	76.6%	16.3%
GRAMERCY INS CO	TX	49,788,120	16,020,895	(213,583)	23,565,076	11,378,707	5,991,790	68.5%	36.0%
GRANACE INS ASSOCIATION	WA	223,859,816	112,069,717	3,318,107	116,242,905	85,074,873	33,785,779	74.5%	29.6%
GRANITE RE, INC.	OK	30,414,106	14,595,182	2,442,145	21,504,760	4,071,284	15,635,050	19.0%	73.1%
GRANITE STATE INS CO	PA	38,993,091	37,394,508	937,126	0	0	0	0.0%	0.0%
GRAY INS CO (THE)	LA	318,089,107	107,975,079	8,252,720	54,413,773	31,611,067	22,741,667	56.2%	40.4%
GREAT AMERICAN ALLIANCE INS CO	OH	29,299,873	29,273,695	1,181,550	0	0	0	0.0%	0.0%
GREAT AMERICAN ASSURANCE CO	OH	17,685,220	17,668,818	474,892	0	0	0	0.0%	0.0%
GREAT AMERICAN INS CO	OH	4,934,095,986	1,476,281,993	499,057,771	1,529,094,915	863,836,334	522,159,693	51.8%	31.3%
GREAT AMERICAN INS CO OF NEW YORK	NY	62,467,893	62,461,843	2,162,750	0	0	0	0.0%	0.0%
GREAT AMERICAN SECURITY INS CO	OH	18,322,750	18,321,050	481,790	0	0	0	0.0%	0.0%
GREAT AMERICAN SPIRIT INS CO	OH	20,189,854	20,182,325	533,875	0	0	0	0.0%	0.0%
GREAT DIVIDE INS CO	ND	191,798,576	68,545,683	5,321,922	31,167,993	15,201,289	8,497,222	55.8%	31.2%

# Summary of Financial Condition as of December 31, 2010

## Property and Casualty Insurers

NAIC Data Current as of July 1,2011

COMPANY NAME	STATE	ADMITTED ASSETS	CAPITAL & SURPLUS	NET INCOME	NET PREMIUMS WRITTEN	NET LOSSES & LAE	OTHER EXPENSES	NET LOSS & LAE RATIO	NET OTHER EXPENSE RATIO
GREAT MIDWEST INS CO	TX	78,783,267	50,005,947	2,387,616	11,615,209	4,352,678	3,289,775	46.6%	35.2%
GREAT NORTHERN INS CO	IN	1,574,764,630	459,252,395	74,322,546	329,726,956	203,865,616	97,362,068	61.7%	29.4%
GREAT NORTHWEST INS CO	IN	17,346,354	3,956,847	(4,370,370)	12,592,028	16,660,522	4,084,348	106.9%	26.2%
GREAT WEST CASUALTY CO	NE	1,571,927,943	498,831,410	93,150,080	565,662,285	393,854,799	131,118,171	70.4%	23.4%
GREATER NEW YORK MUTUAL INS CO	NY	849,996,047	405,163,662	12,416,140	172,595,830	130,585,411	58,216,933	73.6%	32.8%
GREENWICH INS CO	DE	919,712,089	452,555,983	32,051,459	129,393,472	98,643,353	46,595,671	70.9%	33.5%
GUARANTEE CO OF NORTH AMERICA USA (THE)	MI	196,815,927	132,524,570	1,389,510	19,369,398	8,427,210	14,858,778	44.3%	78.0%
GUARANTEE INS CO	FL	164,083,428	25,199,790	115,219	63,109,897	39,897,365	10,615,268	76.0%	20.2%
GUIDEONE AMERICA INS CO	IA	13,785,195	9,652,936	236,464	0	0	0	0.0%	0.0%
GUIDEONE ELITE INS CO	IA	26,737,470	19,361,770	535,988	0	0	0	0.0%	0.0%
GUIDEONE MUTUAL INS CO	IA	1,047,237,809	411,278,562	24,726,112	282,547,226	185,614,934	99,363,140	64.6%	34.6%
GUIDEONE SPECIALTY MUTUAL INS CO	IA	232,013,588	83,169,410	5,940,503	70,636,806	46,500,972	25,203,765	64.7%	35.1%
HALLMARK INS CO	AZ	221,560,920	72,825,396	3,583,553	95,964,625	71,085,860	31,221,585	75.0%	32.9%
HANOVER AMERICAN INS CO (THE)	NH	26,277,237	26,251,481	690,919	0	0	0	0.0%	0.0%
HANOVER INS CO (THE)	NH	5,253,510,000	1,742,797,819	113,021,188	2,375,311,505	1,387,188,253	876,781,376	64.0%	40.5%
HARCO NATIONAL INS CO	IL	317,945,318	146,757,712	693,787	56,743,917	60,476,635	18,347,064	99.7%	30.3%
HARLEYSVILLE INS CO	PA	142,516,613	34,617,819	3,048,690	44,103,048	29,425,305	15,188,191	67.9%	35.1%
HARLEYSVILLE MUTUAL INS CO	PA	1,505,482,498	904,393,376	47,508,784	191,412,252	129,767,415	71,663,883	69.8%	38.6%
HARTFORD ACCIDENT AND INDEMNITY CO	CT	10,744,489,681	3,182,956,459	599,235,438	3,167,243,075	2,134,551,828	933,128,519	67.3%	29.4%
HARTFORD CASUALTY INS CO	IN	2,215,649,544	971,646,107	124,513,513	532,879,687	359,132,305	156,996,233	67.3%	29.4%
HARTFORD FIRE INS CO	CT	25,075,746,594	13,958,857,051	958,048,070	4,020,819,447	2,709,816,483	1,184,607,940	67.3%	29.4%
HARTFORD INS CO OF THE MIDWEST	IN	422,690,728	309,592,812	23,354,648	48,443,608	32,648,392	14,272,385	67.3%	29.4%
HARTFORD STEAM BOILER INSPECTION AND INS CO (THE)	CT	1,340,556,826	654,641,222	169,436,077	631,872,888	199,589,722	313,572,232	30.9%	48.5%
HARTFORD STEAM BOILER INSPECTION AND INS CO OF CONNECTICUT	CT	97,742,064	43,748,847	9,614,150	28,819,541	8,356,716	10,097,883	28.2%	34.0%
HARTFORD UNDERWRITERS INS CO	CT	1,546,527,084	642,003,995	84,299,089	387,548,862	261,187,131	114,179,079	67.3%	29.4%
HDI-GERLING AMERICA INS CO	IL	223,482,772	106,859,327	7,391,829	1,854,219	1,767,936	(1,506,038)	95.3%	N/A
HERITAGE CASUALTY INS CO	IL	82,097,207	66,513,960	3,253,141	(74,426)	(962,579)	2,021,206	1307.8%	N/A
HERITAGE INDEMNITY CO	CA	199,192,479	84,666,450	6,719,299	53,333,731	36,826,614	14,720,778	70.8%	28.3%
HIGHMARK CASUALTY INS CO	PA	226,361,477	111,631,427	13,413,318	88,452,769	59,352,271	16,282,291	69.1%	19.0%
HISCOX INS CO INC.	IL	67,630,365	55,085,042	2,766,747	2,871,433	2,939,311	3,444,873	54.9%	64.4%
HOLYOKE MUTUAL INS CO IN SALEM	MA	200,321,761	87,327,779	1,252,732	82,257,116	59,105,244	25,726,969	73.0%	31.8%
HOMESITE INS CO	CT	170,249,284	49,546,273	(3,776,988)	104,907,733	80,051,828	25,638,282	83.4%	26.7%
HORACE MANN INS CO	IL	370,753,622	154,868,058	25,734,052	219,002,710	146,168,749	59,113,513	67.0%	27.1%
HORACE MANN PROPERTY & CASUALTY INS CO	IL	220,873,658	91,108,831	7,959,283	152,811,045	112,782,744	34,249,868	76.1%	23.1%
HOUSING AUTHORITY PROPERTY INS, A MUTUAL CO	VT	163,620,301	108,335,955	13,070,066	36,679,530	14,967,840	10,009,462	39.7%	26.5%
HOUSING ENTERPRISE INS CO, INC.	VT	42,669,416	25,494,632	(1,177,862)	10,620,312	6,087,562	5,057,892	75.8%	63.0%
HOUSTON GENERAL INS CO	TX	32,994,072	17,343,950	(339,451)	112,781	426,581	418,759	N/A	N/A
HSBC INS CO OF DELAWARE	DE	219,235,921	203,515,108	15,489,147	28,862,104	6,795,824	19,696,506	19.5%	56.6%
HUDSON INS CO	DE	667,930,697	370,904,012	15,480,158	73,951,126	61,261,173	31,606,942	80.2%	41.4%
IDAHO COUNTIES RISK MANAGEMENT PROGRAM, UNDERWRITERS	ID	53,643,375	18,049,396	1,794,990	16,262,852	10,078,947	4,173,621	69.7%	28.9%
IDAHO PETROLEUM CLEAN WATER TRUST FUND	ID	33,116,762	27,002,654	1,055,249	1,539,485	1,165,448	1,130,382	N/A	N/A
IDAHO STATE INS FUND	ID	609,312,524	201,764,354	2,466,673	140,613,982	125,595,036	23,928,430	89.6%	17.1%
IDS PROPERTY CASUALTY INS CO	WI	982,620,143	411,342,586	38,201,170	703,964,392	579,967,034	116,313,476	84.1%	16.9%
ILLINOIS NATIONAL INS CO.	IL	66,127,136	64,201,593	1,820,593	0	0	0	0.0%	0.0%
IMPERIUM INS CO	DE	666,802,976	220,065,668	(47,604,451)	249,192,462	232,926,419	83,797,191	96.5%	34.7%
INDEMNITY CO OF CALIFORNIA	CA	23,177,607	16,447,927	1,405,553	5,431,601	1,894,871	3,377,890	31.2%	55.6%

# Summary of Financial Condition as of December 31, 2010

## Property and Casualty Insurers

NAIC Data Current as of July 1, 2011

COMPANY NAME	STATE	ADMITTED ASSETS	CAPITAL & SURPLUS	NET INCOME	NET PREMIUMS WRITTEN	NET LOSSES & LAE	OTHER EXPENSES	NET LOSS & LAE RATIO	NET OTHER EXPENSE RATIO
INDEMNITY INS CO OF NORTH AMERICA	PA	394,593,927	143,164,100	10,228,206	69,853,532	43,752,985	16,973,843	67.1%	26.0%
INDEPENDENCE AMERICAN INS CO	DE	72,503,156	47,392,079	2,697,239	73,840,639	50,628,415	21,390,004	68.5%	29.0%
INDIANA LUMBERMENS MUTUAL INS CO	IN	98,183,293	32,502,976	(7,655,663)	29,348,071	25,578,432	16,159,527	79.5%	50.2%
INFINITY INS CO	IN	1,419,419,432	475,351,717	95,713,933	933,612,630	598,123,749	289,332,602	67.0%	30.2%
INFINITY PREMIER INS CO	IN	6,691,001	5,719,035	257,293	946,869	606,616	273,024	67.0%	30.1%
INFINITY SECURITY INS CO	IN	7,481,976	6,511,166	232,862	946,869	606,616	273,024	67.0%	30.1%
INFINITY SPECIALTY INS CO	OH	8,865,986	7,893,921	241,327	946,869	606,616	273,024	67.0%	30.1%
INSURANCE CO OF NORTH AMERICA	PA	811,425,093	303,736,152	22,585,235	174,633,823	109,383,743	40,590,538	67.1%	24.9%
INSURANCE CO OF THE STATE OF PENNSYLVANIA (THE)	PA	4,641,718,607	2,070,926,492	(44,152,808)	619,565,606	751,082,078	178,424,251	108.8%	25.9%
INSURANCE CO OF THE WEST	CA	869,868,636	375,042,651	13,725,743	319,560,186	236,439,773	118,510,574	69.0%	34.6%
INTEGON INDEMNITY CORP	NC	297,966,289	52,232,941	(8,636,633)	191,813,653	92,512,040	36,426,984	78.2%	30.8%
INTEGON NATIONAL INS CO	NC	254,648,393	66,806,999	2,148,555	215,295,258	92,512,039	35,847,092	65.2%	25.3%
INTERNATIONAL FIDELITY INS CO	NJ	229,995,658	94,701,032	5,939,820	97,211,957	21,794,307	66,825,479	22.5%	69.1%
INTREPID INS CO	MI	29,382,529	27,434,230	1,331,233	(7,591,575)	(41,960)	149,228	0.0%	0.0%
IRONSHORE INDEMNITY INC.	MN	155,543,411	93,762,629	1,719,836	14,952,944	8,611,935	4,870,650	69.6%	39.4%
JEFFERSON INS CO	NY	27,951,045	18,842,744	1,356,025	20,050,814	7,005,339	11,158,783	35.8%	57.1%
JEWELERS MUTUAL INS CO	WI	237,335,990	146,204,297	13,154,502	114,991,961	54,683,210	43,584,690	49.0%	39.1%
JOHN DEERE INS CO	IA	38,473,000	28,467,411	(3,262,644)	3,896,157	940,728	4,640,128	101.0%	498.0%
LANGER INS CO	IL	501,375,059	156,324,670	24,509,232	163,958,637	95,784,074	50,019,796	60.6%	31.6%
LANDCAR CASUALTY CO	UT	23,530,345	16,023,386	974,990	2,814,161	1,744,226	219,814	67.0%	8.4%
LAURIER INDEMNITY CO	IA	7,572,751	7,563,264	34,007	(9)	8,335	297,959	N/A	N/A
LEXINGTON NATIONAL INS CORP	MD	55,409,913	19,019,343	5,487,833	12,878,350	723,775	8,292,443	5.5%	62.9%
LEXON INS CO	TX	121,249,655	39,360,746	10,325,642	52,815,218	20,019,591	24,623,419	36.6%	45.0%
LIBERTY AMERICAN SELECT INS CO	FL	27,875,596	26,134,551	1,280,827	0	(585,597)	24,618	0.0%	0.0%
LIBERTY INS CORP	IL	1,421,193,156	276,170,661	1,804,912	481,131,565	343,797,348	103,927,863	83.0%	25.1%
LIBERTY INSURANCE UNDERWRITERS INC.	IL	180,715,683	99,169,364	3,720,112	0	0	0	0.0%	0.0%
LIBERTY MUTUAL FIRE INS CO	WI	4,825,276,385	1,204,356,192	67,116,807	1,361,254,113	1,108,746,446	335,167,359	83.0%	25.1%
LIBERTY MUTUAL INS CO	MA	36,701,548,343	13,763,291,029	2,921,743,414	7,740,795,092	6,343,061,066	1,917,467,923	83.0%	25.1%
LIBERTY NORTHWEST INS CORP	OR	126,095,168	92,575,560	4,389,860	0	0	0	0.0%	0.0%
LINCOLN GENERAL INS CO	PA	398,774,120	3,380,107	(7,390,386)	5,523,362	53,125,250	12,652,092	145.9%	34.7%
LM GENERAL INS CO	IL	35,251,832	6,697,658	(1,351,734)	14,456,081	8,594,934	2,598,197	83.0%	25.1%
LM INS CORP	IL	254,910,628	144,548,559	23,612,638	409,902,805	225,638,509	152,964,667	55.1%	37.4%
LM PROPERTY AND CASUALTY INS CO	IN	91,584,444	35,847,172	808,307	(131)	241,479	(352,617)	N/A	N/A
LUMBERMENS CASUALTY INS CO	IL	15,797,261	11,425,699	516,205	100,793	58,308	58,077	48.3%	48.1%
LUMBERMENS MUTUAL CASUALTY CO	IL	900,555,180	34,864,651	8,042,177	96,628	1,218,794	39,922,350	103.8%	N/A
LUMBERMEN'S UNDERWRITING ALLIANCE	MO	339,438,606	88,046,701	(2,675,507)	81,742,924	54,839,785	36,893,041	68.3%	45.9%
LYNDON PROPERTY INS CO	MO	389,289,163	185,334,670	12,761,070	42,395,450	49,258,667	15,558,200	77.3%	24.4%
LYNDON SOUTHERN INS CO	DE	44,654,493	15,320,116	1,369,666	23,502,329	5,077,749	14,821,035	23.4%	68.3%
MAIDEN REINS CO	MO	925,603,158	262,723,957	1,267,951	197,941,663	136,630,631	58,534,368	73.9%	31.7%
MAJESTIC INS CO	CA	295,372,450	57,941,604	(20,760,001)	50,281,292	47,979,034	30,118,549	102.1%	64.1%
MANUFACTURERS ALLIANCE INS CO	PA	177,552,041	71,426,541	(2,650,408)	53,053,079	73,183,681	11,389,905	102.4%	15.9%
MAPFRE INS CO	NJ	38,770,957	26,460,897	(2,148,732)	2,868,600	4,530,083	1,158,213	213.8%	54.7%
MARKEL AMERICAN INS CO	VA	497,163,964	128,713,778	9,209,739	133,324,452	82,062,708	61,819,105	59.0%	44.5%
MARKEL INS CO	IL	732,491,366	194,075,876	10,145,684	235,761,546	147,726,511	94,907,479	67.0%	43.0%
MARTINGALE NATIONAL INS CO	IL	2,868,360	2,669,803	(65,027)	0	0	137,352	0.0%	0.0%
MARYLAND CASUALTY CO	MD	155,065,485	129,282,028	30,518,964	0	0	0	0.0%	0.0%



# Summary of Financial Condition as of December 31, 2010

## Property and Casualty Insurers

NAIC Data Current as of July 1,2011

COMPANY NAME	STATE	ADMITTED ASSETS	CAPITAL & SURPLUS	NET INCOME	NET PREMIUMS WRITTEN	NET LOSSES & LAE	OTHER EXPENSES	NET LOSS & LAE RATIO	NET OTHER EXPENSE RATIO
MAXUM CASUALTY INS CO	DE	17,043,126	13,715,042	310,028	0	0	0	0.0%	0.0%
MBIA INS CORP	NY	3,458,449,732	1,074,702,160	(433,971,158)	358,685,045	1,045,222,105	86,545,862	256.2%	21.2%
MEDICAL INS EXCHANGE OF CALIFORNIA	CA	369,758,923	157,926,808	11,736,369	68,346,689	49,797,462	8,031,707	78.5%	12.7%
MEDICAL PROTECTIVE CO	IN	2,271,164,453	755,707,455	53,680,324	334,684,035	190,873,450	64,039,347	59.2%	19.9%
MEDMARC CASUALTY INS CO	VT	95,659,639	39,420,952	3,009,895	10,142,542	7,686,190	3,670,456	71.0%	33.9%
MEMIC INDEMNITY CO	NH	163,605,837	63,135,014	3,637,400	43,680,804	29,007,935	13,037,611	68.8%	30.9%
MENDOTA INS CO	MN	121,951,223	26,644,325	(12,521,705)	113,638,236	101,111,972	38,488,741	86.8%	33.0%
MERASTAR INS CO	IL	40,381,200	14,803,699	1,598,145	0	0	23,481	0.0%	0.0%
MERCHANTS BONDING CO (MUTUAL)	IA	98,642,269	65,491,148	4,814,463	32,946,033	6,125,696	21,248,263	18.9%	65.7%
MERITPLAN INS CO	CA	244,982,372	134,431,705	32,621,066	74,031,511	18,147,693	17,938,822	23.7%	23.4%
METROPOLITAN CASUALTY INS CO	RI	46,909,545	46,507,868	1,850,199	0	0	0	0.0%	0.0%
METROPOLITAN DIRECT PROPERTY AND CASUALTY INS CO	RI	28,378,579	28,032,100	1,178,838	0	0	462,793	0.0%	0.0%
METROPOLITAN GENERAL INS CO	RI	31,563,257	30,767,769	1,394,955	0	0	0	0.0%	0.0%
METROPOLITAN GROUP PROPERTY AND CASUALTY INS CO	RI	394,430,456	308,041,782	13,480,810	0	(1,399,999)	1,170	0.0%	0.0%
METROPOLITAN PROPERTY AND CASUALTY INS CO	RI	4,900,892,670	1,845,322,181	255,939,424	2,983,236,348	2,025,957,290	773,014,091	69.0%	26.3%
MGA INS CO, INC.	TX	209,097,824	99,091,555	5,362,418	157,405,931	116,243,934	41,886,489	74.1%	26.7%
MGIC ASSURANCE CORP	WI	10,317,906	9,803,960	(14,249)	144,748	422,139	149,110	285.6%	100.9%
MGIC INDEMNITY CORP	WI	230,200,076	229,715,764	4,796,017	365	(1,911)	482,837	N/A	N/A
MIC GENERAL INS CORP	MI	54,112,127	12,409,139	(1,958,558)	34,875,210	16,820,371	6,486,219	78.2%	30.2%
MIC PROPERTY AND CASUALTY INS CORP	MI	127,688,091	52,142,358	392,364	0	0	0	0.0%	0.0%
MICHIGAN MILLERS MUTUAL INS CO	MI	223,678,177	72,573,464	(12,512,073)	87,128,557	81,078,869	37,828,448	81.4%	38.0%
MID-CENTURY INS CO	CA	3,667,148,205	836,659,080	6,889,290	2,038,973,735	1,048,753,693	695,145,706	61.5%	40.8%
MID-CONTINENT ASSURANCE CO	OH	31,892,916	19,159,016	2,631,736	4,137,721	1,714,675	1,520,832	38.3%	33.9%
MID-CONTINENT CASUALTY CO	OH	619,326,802	217,425,609	50,423,983	129,648,567	55,757,183	48,152,205	39.7%	34.3%
MIDDLESEX INS CO	WI	617,583,877	238,319,165	16,296,877	161,929,516	123,734,963	49,958,798	75.5%	30.5%
MIDWEST EMPLOYERS CASUALTY CO	DE	326,009,281	140,113,421	14,076,281	23,199,499	23,537,088	6,356,002	94.1%	25.4%
MILBANK INS CO	SD	543,436,101	162,570,218	(330,472)	283,462,171	187,678,694	93,856,357	70.3%	35.1%
MILWAUKEE CASUALTY INS CO.	WI	20,646,306	11,598,508	793,180	1,301,041	915,740	(442,804)	61.7%	N/A
MINNESOTA LAWYERS MUTUAL INS CO	MN	126,151,677	52,725,325	715,283	30,005,679	24,985,160	7,917,169	83.8%	26.6%
MITSUI SUMITOMO INS CO OF AMERICA	NY	744,761,856	275,182,826	21,263,877	136,601,737	92,731,682	44,382,058	68.7%	32.9%
MITSUI SUMITOMO INS USA INC.	NY	109,165,089	56,454,957	1,345,559	15,177,971	10,303,520	4,932,255	68.7%	32.9%
MODERN SERVICE INS CO	IL	26,744,489	25,919,010	488,506	0	38,071	0	0.0%	0.0%
MONTEREY INS CO	CA	66,837,414	29,591,905	1,602,423	32,750,505	19,744,092	12,211,523	62.0%	38.3%
MORTGAGE GUARANTY INS CORP	WI	6,508,900,558	1,709,048,924	258,957,626	970,469,892	1,278,339,562	162,863,356	125.8%	16.0%
MOSAIC INS CO	DE	24,106,986	20,133,265	(1,405,563)	0	0	2,405,037	0.0%	0.0%
MOTORS INS CORP	MI	3,406,839,253	1,406,854,984	478,261,810	340,586,262	509,604,393	126,576,644	62.1%	15.4%
MOUNTAIN VALLEY INDEMNITY CO	NH	68,214,106	14,789,626	1,267,400	24,543,616	13,052,296	8,037,787	62.0%	38.2%
MUNICH REINS AMERICA, INC.	DE	17,411,367,921	4,390,299,189	561,815,958	2,914,702,648	1,653,695,386	990,533,600	57.4%	34.4%
MUTUAL OF ENUMCLAW INS CO	WA	570,125,183	230,303,103	11,487,834	312,955,245	228,872,601	107,154,854	71.3%	33.4%
NATIONAL AMERICAN INS CO	OK	148,071,937	55,466,342	4,016,522	56,954,042	35,546,175	20,636,323	63.6%	36.9%
NATIONAL AMERICAN INS CO OF CALIFORNIA	CA	45,226,965	10,928,116	(5,800,462)	9,137,341	11,545,092	4,092,452	127.9%	45.3%
NATIONAL CASUALTY CO	WI	162,230,302	115,186,228	3,755,266	0	(14,155)	0	0.0%	0.0%
NATIONAL CONTINENTAL INS CO	NY	254,008,889	50,899,080	14,743,465	99,863,292	72,360,743	29,362,053	71.0%	28.8%
NATIONAL FARMERS UNION PROPERTY AND CASUALTY CO	WI	265,212,427	72,310,366	1,763,298	128,978,998	84,162,626	40,898,813	66.4%	32.3%
NATIONAL FIRE INS CO OF HARTFORD	IL	137,688,510	112,232,197	3,221,271	0	0	0	0.0%	0.0%
NATIONAL GENERAL ASSURANCE CO	MO	65,321,436	21,664,762	(2,478)	43,594,013	21,025,464	8,173,337	78.2%	30.4%

# Summary of Financial Condition as of December 31, 2010

## Property and Casualty Insurers

NAIC Data Current as of July 1, 2011

COMPANY NAME	STATE	ADMITTED ASSETS	CAPITAL & SURPLUS	NET INCOME	NET PREMIUMS WRITTEN	NET LOSSES & LAE	OTHER EXPENSES	NET LOSS & LAE RATIO	NET OTHER EXPENSE RATIO
NATIONAL GENERAL INS CO	MO	137,314,213	51,064,723	3,185,579	90,497,132	36,965,971	17,224,132	59.0%	27.5%
NATIONAL INDEMNITY CO	NE	111,644,977,716	68,437,054,315	6,079,272,198	4,422,755,282	2,566,009,210	1,259,409,961	57.3%	28.1%
NATIONAL INS ASSOCIATION	IN	12,373,770	12,256,789	267,641	0	0	0	0.0%	0.0%
NATIONAL INS CO OF WISCONSIN, INC.	WI	47,383,663	18,288,037	2,325,538	12,114,935	6,584,573	4,122,190	54.4%	34.0%
NATIONAL INTERSTATE INS CO	OH	799,563,212	273,646,860	19,857,504	230,326,863	132,241,752	72,658,789	60.6%	33.3%
NATIONAL LIABILITY & FIRE INS CO	CT	1,206,088,259	631,135,934	2,198,880	193,401,803	112,971,976	56,995,066	61.2%	30.9%
NATIONAL MERIT INS CO	IL	13,611,624	12,203,027	347,399	0	0	437	0.0%	0.0%
NATIONAL PUBLIC FINANCE GUARANTEE CORP	NY	7,289,955,528	907,719,544	408,802,905	109,600,015	52,419,724	75,207,001	14.5%	20.7%
NATIONAL REINS CORP	DE	413,507,725	283,389,726	10,935,769	(1,890,779)	6,245,218	419,891	N/A	N/A
NATIONAL SPECIALTY INS CO	TX	33,115,004	18,118,369	974,097	9,220,957	3,698,722	4,877,686	40.2%	53.1%
NATIONAL SURETY CORP	IL	482,066,645	135,856,632	6,882,712	136,654,815	112,525,396	45,366,661	78.1%	31.5%
NATIONAL UNION FIRE INS CO OF PITTSBURGH, PA	PA	32,248,074,408	12,740,815,511	(685,166,866)	4,708,698,602	5,708,814,679	1,429,193,446	108.9%	27.3%
NATIONWIDE AFFINITY INS CO OF AMERICA	OH	59,025,999	11,803,793	1,219,680	(5,602,232)	0	0	0.0%	0.0%
NATIONWIDE AGRIBUSINESS INS CO	IA	179,698,587	62,535,565	1,790,664	0	0	0	0.0%	0.0%
NATIONWIDE ASSURANCE CO	WI	61,265,910	58,193,644	1,066,057	0	0	0	0.0%	0.0%
NATIONWIDE GENERAL INS CO	OH	56,172,926	21,186,553	229,590	0	0	0	0.0%	0.0%
NATIONWIDE INS CO OF AMERICA	WI	261,649,895	99,607,802	3,962,430	0	0	0	0.0%	0.0%
NATIONWIDE MUTUAL FIRE INS CO	OH	4,356,900,677	2,225,956,525	125,795,306	1,614,699,818	1,105,632,036	543,394,064	67.8%	33.3%
NATIONWIDE MUTUAL INS CO	OH	28,204,640,921	10,586,144,639	424,845,024	11,960,210,153	8,189,507,999	4,025,670,942	67.8%	33.3%
NATIONWIDE PROPERTY AND CASUALTY INS CO	OH	170,447,235	51,529,271	862,241	0	0	0	0.0%	0.0%
NAU COUNTRY INS CO	MN	492,741,805	293,306,613	88,029,807	368,584,548	239,711,702	1,384,476	65.1%	0.4%
NAVIGATORS INS CO	NY	1,823,743,709	686,919,362	81,095,340	429,354,578	280,120,110	158,845,770	63.8%	36.2%
NCMIC INS CO	IA	539,090,272	182,340,034	21,098,247	91,277,076	42,430,791	21,792,883	47.9%	24.6%
NETHERLANDS INS CO (THE)	NH	486,256,816	152,453,924	12,090,161	189,771,125	125,941,315	62,392,004	67.8%	33.6%
NEW ENGLAND INS CO	CT	318,759,588	306,809,071	11,720,919	387	303,862	2,926	N/A	756.2%
NEW ENGLAND REINS CORP	CT	142,101,008	132,876,335	4,160,744	387	303,862	2,926	N/A	756.2%
NEW HAMPSHIRE INS CO	PA	3,534,440,637	1,015,337,054	(130,784,412)	619,565,606	751,082,078	158,257,904	108.8%	22.9%
NEW YORK MARINE AND GENERAL INS CO	NY	622,200,835	185,484,310	13,875,509	138,331,002	111,866,801	55,915,295	83.8%	41.9%
NGM INS CO	FL	2,010,409,488	762,000,379	67,934,270	903,304,186	575,879,185	296,543,641	65.9%	33.9%
NIPPONKOA INS CO, LIMITED (U.S. BRANCH)	NY	235,664,396	88,335,592	4,123,005	50,435,845	24,240,662	25,187,769	47.9%	49.8%
NORGUARD INS CO	PA	413,303,605	116,279,901	16,670,462	106,095,757	62,820,300	29,888,878	60.8%	28.9%
NORTH AMERICAN ELITE INS CO	NH	46,354,100	34,084,074	1,330,827	0	0	(1,357,535)	0.0%	0.0%
NORTH AMERICAN SPECIALTY INS CO	NH	472,982,553	316,739,194	732,928	13,095,652	11,642,818	2,038,930	91.6%	16.0%
NORTH PACIFIC INS CO	OR	19,052,601	7,457,959	132,164	0	0	0	0.0%	0.0%
NORTH POINTE INS CO	PA	114,307,178	43,886,820	597,080	40,938,447	26,954,351	16,529,740	62.6%	38.4%
NORTH RIVER INS CO (THE)	NJ	880,495,501	399,858,159	114,145,729	133,935,182	106,075,907	45,606,823	79.5%	34.2%
NORTHBROOK INDEMNITY CO	IL	38,296,280	38,085,038	1,461,130	0	0	0	0.0%	0.0%
NORTHERN ASSURANCE CO OF AMERICA (THE)	MA	155,236,163	57,562,019	18,658,314	50,271,973	42,052,877	23,794,648	62.0%	35.1%
NORTHERN INS CO OF NEW YORK	NY	44,047,995	30,236,827	1,417,519	0	0	0	0.0%	0.0%
NORTHLAND CASUALTY CO	CT	103,159,912	34,812,206	4,078,253	25,888,963	15,804,862	8,190,114	62.0%	32.1%
NORTHLAND INS CO	CT	1,183,720,070	572,642,503	65,929,170	225,603,732	137,728,286	71,371,389	62.0%	32.1%
NORTHWEST DENTISTS INS CO	WA	16,969,895	6,746,728	(289,401)	5,538,623	4,509,363	2,070,541	83.0%	38.1%
NOVA CASUALTY CO	NY	100,607,162	88,400,775	649,950	0	0	0	0.0%	0.0%
OCCIDENTAL FIRE & CASUALTY CO OF NORTH CAROLINA	NC	273,463,360	120,710,476	(6,138,999)	75,388,682	79,840,487	28,305,683	98.0%	34.7%
ODYSSEY REINS CO	CT	7,940,425,448	3,320,140,619	602,351,584	1,628,131,192	1,081,197,515	449,936,867	65.7%	27.3%
OHIC INS CO	OH	200,821,525	102,769,207	30,760,118	(3,819,219)	(38,123,206)	1,734,400	1024.6%	N/A



# Summary of Financial Condition as of December 31, 2010

## Property and Casualty Insurers

NAIC Data Current as of July 1,2011

COMPANY NAME	STATE	ADMITTED ASSETS	CAPITAL & SURPLUS	NET INCOME	NET PREMIUMS WRITTEN	NET LOSSES & LAE	OTHER EXPENSES	NET LOSS & LAE RATIO	NET OTHER EXPENSE RATIO
OHIO CASUALTY INS CO (THE)	OH	4,842,037,189	1,117,154,713	164,668,198	2,150,733,412	1,427,334,910	707,104,975	67.8%	33.6%
OHIO INDEMNITY CO	OH	98,304,313	45,202,141	8,716,319	48,722,839	17,668,535	20,490,602	38.5%	44.6%
OHIO SECURITY INS CO	OH	20,003,169	14,315,027	300,267	0	0	0	0.0%	0.0%
OLD REPUBLIC GENERAL INS CORP	IL	1,127,300,949	302,701,897	5,049,305	182,140,769	184,270,494	15,972,293	110.6%	9.6%
OLD REPUBLIC INS CO	PA	2,469,368,240	869,321,504	37,311,713	319,756,134	260,225,003	109,063,343	86.1%	36.1%
OLD REPUBLIC SECURITY ASSURANCE CO	AZ	53,430,666	39,849,482	(12,168,439)	15,139,243	40,308,404	1,763,956	211.9%	9.3%
OLD REPUBLIC SECURITY CO	WI	102,399,616	45,762,937	5,558,937	42,689,334	8,714,710	30,890,720	20.1%	71.4%
OLD UNITED CASUALTY CO	KS	444,486,490	227,580,624	21,875,074	81,164,635	30,894,299	28,796,532	41.9%	39.1%
ONEBEACON AMERICA INS CO	MA	485,710,693	163,768,198	60,156,283	164,892,075	137,933,403	78,046,421	62.0%	35.1%
ONEBEACON INS CO	PA	2,351,767,646	922,041,513	263,145,576	542,937,311	454,170,362	256,982,083	62.0%	35.1%
OREGON AUTOMOBILE INS CO	OR	8,934,251	7,429,203	177,416	0	0	0	0.0%	0.0%
OREGON MUTUAL INS CO	OR	211,651,523	86,582,430	5,978,049	103,907,878	67,677,629	35,386,492	67.0%	35.0%
OWNERS INS CO	OH	2,898,374,083	990,822,386	73,751,413	1,289,423,072	908,595,741	330,961,366	74.1%	27.0%
PACIFIC COMPENSATION INS CO	CA	312,848,514	133,389,566	(6,821,113)	6,456,770	16,887,110	23,211,613	191.0%	262.6%
PACIFIC EMPLOYERS INS CO	PA	2,747,755,018	977,810,720	89,454,639	621,696,404	389,401,535	144,663,972	67.1%	24.9%
PACIFIC INDEMNITY CO	WI	6,207,721,710	2,424,142,269	336,246,137	1,423,422,111	877,667,382	414,654,666	61.5%	29.1%
PACIFIC PIONEER INS CO	CA	23,513,572	12,835,465	745,187	3,732,662	2,045,438	1,223,665	61.2%	36.6%
PACIFIC SPECIALTY INS CO	CA	283,467,263	153,773,856	12,284,621	144,092,016	81,644,104	58,613,333	60.1%	43.1%
PACIFIC STAR INS CO	WI	10,485,178	7,224,441	(195,698)	3,674,584	2,994,313	1,032,659	81.8%	28.2%
PACO ASSURANCE CO, INC.	IL	65,439,118	23,439,045	(1,591,083)	14,399,781	14,445,905	4,752,729	98.0%	32.2%
PARIS RE AMERICA INS CO	DE	327,297,850	149,382,086	165,096	80,427,315	54,941,361	21,596,378	73.0%	28.7%
PARTNERRE INS CO OF NEW YORK	NY	122,870,033	109,872,800	4,048,665	106,175	(104,907)	12,262	N/A	11.5%
PATHFINDER INS CO	CO	8,674,880	8,271,689	150,588	0	(287,155)	76,611	0.0%	0.0%
PEACHTREE CASUALTY INS CO	FL	14,303,125	6,006,146	(239,842)	10,955,230	7,736,655	2,634,945	78.5%	26.7%
PEAK PROPERTY AND CASUALTY INS CORP	WI	31,203,963	22,625,778	3,544,294	0	0	(4,471,428)	0.0%	0.0%
PEERLESS INDEMNITY INS CO	IL	784,126,663	235,058,659	16,419,755	316,285,208	209,902,192	103,986,673	67.8%	33.6%
PEERLESS INS CO	NH	7,420,492,899	1,777,675,330	170,431,780	2,656,795,742	1,763,178,417	873,634,349	67.8%	33.6%
PEMCO INS CO	WA	132,608,875	48,715,605	(1,518,188)	72,696,249	54,932,740	24,167,361	76.2%	33.5%
PEMCO MUTUAL INS CO	WA	516,762,706	238,918,548	(4,486,474)	239,458,173	175,295,682	90,046,133	74.1%	38.0%
PENN MILLERS INS CO	PA	202,926,778	68,190,830	177,964	67,577,814	53,491,220	22,637,219	78.7%	33.3%
PENN-AMERICA INS CO	PA	320,762,730	193,988,718	21,381,952	23,427,059	7,609,853	10,377,363	33.1%	45.1%
PENNSYLVANIA LUMBERMENS MUTUAL INS CO	PA	335,864,039	112,771,631	185,496	78,312,637	69,671,391	32,937,213	75.3%	35.6%
PENNSYLVANIA MANUFACTURERS' ASSOCIATION INS CO	PA	715,254,885	238,790,111	(3,774,270)	159,159,236	219,551,041	34,168,721	102.4%	15.9%
PENNSYLVANIA MANUFACTURERS INDEMNITY CO	PA	190,630,188	82,058,623	(892,226)	53,053,079	73,183,681	11,388,905	102.4%	15.9%
PENNSYLVANIA NATIONAL MUTUAL CASUALTY INS CO	PA	1,126,921,544	487,143,323	(23,307,374)	272,596,853	243,331,626	93,283,232	89.4%	34.3%
PERMANENT GENERAL ASSURANCE CORP	OH	196,698,545	83,095,694	4,894,006	146,384,902	109,437,317	61,806,303	70.9%	40.0%
PETROLEUM CASUALTY CO	TX	29,803,517	21,575,301	3,733,067	6,742,661	2,505,984	1,521,240	37.5%	22.7%
PHARMACISTS MUTUAL INS CO	IA	206,798,165	71,083,001	2,212,967	77,458,575	56,875,231	25,379,039	71.5%	31.9%
PHILADELPHIA INDEMNITY INS CO	PA	5,004,480,183	1,806,301,546	250,361,512	1,870,895,002	1,096,357,613	553,200,136	60.0%	30.3%
PHOENIX INS CO (THE)	CT	3,605,229,676	1,201,087,616	185,155,360	924,605,456	564,460,283	292,505,847	62.0%	32.1%
PHYSICIANS INS A MUTUAL CO	WA	398,592,041	179,957,714	13,287,856	69,704,876	46,581,041	11,304,529	70.9%	17.2%
PLANS' LIABILITY INS CO	OH	84,047,718	52,960,244	1,759,945	5,138,236	1,890,710	4,340,358	38.5%	88.5%
PLATTE RIVER INS CO	NE	152,718,678	40,696,537	3,803,528	23,855,848	14,113,923	10,825,527	57.3%	43.9%
PLAZA INS CO	MO	28,917,350	11,064,693	364,939	5,097,271	3,468,799	2,249,780	65.6%	42.6%
PMI INS CO.	AZ	349,210,807	17,567,840	(77,190,036)	60,511,628	156,365,631	8,091,527	250.7%	13.0%
PMI MORTGAGE ASSURANCE CO.	AZ	30,310,304	29,999,249	1,211,750	0	0	103,600	0.0%	N/A

# Summary of Financial Condition as of December 31, 2010

## Property and Casualty Insurers

NAIC Data Current as of July 1, 2011

COMPANY NAME	STATE	ADMITTED ASSETS	CAPITAL & SURPLUS	NET INCOME	NET PREMIUMS WRITTEN	NET LOSSES & LAE	OTHER EXPENSES	NET LOSS & LAE RATIO	NET OTHER EXPENSE RATIO
PMI MORTGAGE INS CO	AZ	3,132,212,478	739,477,100	(551,819,341)	512,121,101	1,101,140,217	121,314,132	215.0%	23.7%
PODIATRY INS CO OF AMERICA	IL	301,001,656	82,014,963	7,787,899	80,394,831	64,996,304	17,678,398	81.8%	22.2%
PRATORIAN INS CO	PA	1,144,635,259	420,893,774	(530,127)	311,745,742	210,566,175	97,221,615	70.8%	32.7%
PREFERRED PROFESSIONAL INS CO	NE	372,209,345	163,163,656	20,361,993	69,313,063	40,555,520	4,335,144	63.2%	6.8%
PRESERVER INS CO	NJ	164,872,198	44,315,346	4,954,435	57,288,435	30,455,364	18,754,830	62.0%	38.2%
PROASSURANCE INDEMNITY CO, INC.	AL	1,703,770,398	572,706,315	120,036,936	206,909,189	69,492,296	45,182,968	32.9%	21.4%
PRODUCERS AGRICULTURE INS CO	TX	338,793,005	47,448,029	5,285,617	354,023	3,131,583	(12,815,343)	884.6%	N/A
PROFESSIONALS ADVOCATE INS CO	MD	109,580,928	66,970,214	8,057,171	7,316,074	1,150,925	(1,541,029)	15.1%	N/A
PROFESSIONALS DIRECT INS CO	MI	20,819,861	19,440,529	467,658	0	0	0	0.0%	0.0%
PROGRESSIVE ADVANCED INS CO	OH	245,128,528	93,612,772	4,414,630	189,825,643	135,372,308	41,709,164	73.3%	22.6%
PROGRESSIVE CASUALTY INS CO	OH	4,800,526,915	1,333,461,680	279,489,078	4,005,229,348	2,791,907,969	906,079,865	70.3%	22.8%
PROGRESSIVE CLASSIC INS CO	WI	284,387,508	79,375,513	17,518,739	245,218,123	170,933,141	55,474,277	70.3%	22.8%
PROGRESSIVE DIRECT INS CO	OH	3,946,956,230	1,203,907,745	207,988,578	3,677,871,826	2,622,838,451	808,115,059	73.3%	22.6%
PROGRESSIVE MAX INS CO	OH	296,645,405	93,866,824	10,472,452	284,738,464	203,058,460	62,563,747	73.3%	22.6%
PROGRESSIVE NORTHERN INS CO	WI	1,135,478,309	315,654,476	95,866,156	980,872,493	683,732,564	221,897,110	70.3%	22.8%
PROGRESSIVE NORTHWESTERN INS CO	OH	1,099,361,078	319,267,118	82,200,362	980,872,493	683,732,564	221,897,110	70.3%	22.8%
PROGRESSIVE PREFERRED INS CO	OH	574,093,308	160,752,913	33,991,568	490,436,247	341,866,282	110,948,555	70.3%	22.8%
PROGRESSIVE PREMIER INS CO OF ILLINOIS	OH	152,096,343	36,672,293	3,899,684	94,912,821	67,686,154	20,854,582	73.3%	22.6%
PROGRESSIVE SPECIALTY INS CO	OH	1,275,310,314	800,352,842	70,484,323	572,175,621	398,843,996	129,439,981	70.3%	22.8%
PROGRESSIVE WEST INS CO	OH	120,619,114	28,346,747	3,477,625	25,018,665	15,722,224	6,018,525	65.9%	25.2%
PROPERTY AND CASUALTY INS CO OF HARTFORD	IN	218,858,315	105,828,256	16,002,051	48,443,608	32,648,392	14,272,385	67.3%	29.4%
PROSELECT NATIONAL INS CO, INC.	AZ	13,972,768	11,977,235	241,793	0	0	64,054	0.0%	0.0%
PROTECTIVE INS CO	IN	620,605,581	385,093,619	9,196,280	172,545,928	115,749,923	51,258,737	68.7%	30.4%
PROVIDENCE WASHINGTON INS CO	RI	109,657,496	33,446,847	(1,419,331)	384,892	1,907,342	3,153,607	494.9%	818.3%
PUBLIC SERVICE MUTUAL INS CO	NY	614,170,299	243,585,972	(1,528,822)	137,848,260	113,235,184	47,551,704	78.6%	33.0%
PUTNAM REINS CO	NY	693,479,973	226,629,302	24,144,780	170,901,007	115,425,139	52,288,681	67.9%	30.7%
PYRE REINS CO	CT	152,695,687	60,168,808	1,005,200	(982,186)	(2,639,711)	3,601,598	268.8%	N/A
QBE INS CORP	PA	1,057,089,319	354,691,334	(39,979,996)	436,501,720	262,340,276	182,177,137	66.9%	46.5%
QBE REINS CORP	PA	1,167,982,135	587,263,629	27,681,113	357,327,597	209,912,244	110,170,339	61.1%	32.0%
QUANTA INDEMNITY CO	CO	122,272,618	57,524,772	3,201,422	238,243	(700,379)	3,217,703	N/A	258.1%
R&Q REINS CO	PA	244,606,381	39,563,620	4,013,394	27,047	917,318	3,466,614	N/A	N/A
R.V.I. NATIONAL INS CO	CT	14,125,598	13,795,789	187,291	(25,667)	3,714	124,752	16.9%	566.8%
RADIAN ASSET ASSURANCE INC.	NY	2,188,565,460	1,048,628,920	57,950,712	49,280,547	45,247,477	50,158,761	35.5%	39.3%
RADIAN GUARANTY INC.	PA	4,313,650,425	1,295,704,922	(535,167,287)	620,780,686	1,296,407,228	187,789,596	202.0%	29.3%
RAMPART INS CO	NY	63,907,073	20,842,959	(1,360,348)	15,518	3,837,565	36,417	N/A	234.7%
RED SHIELD INS CO	WA	37,935,888	19,319,370	1,039,377	8,309,436	3,034,260	4,954,463	36.4%	59.5%
REDWOOD FIRE AND CASUALTY INS CO	NE	812,875,680	449,200,409	47,788,773	16,405,052	(23,894,158)	(4,438,085)	N/A	N/A
REGENT INS CO	WI	179,179,905	45,579,557	3,404,974	85,741,586	58,112,290	28,240,346	66.4%	32.3%
REINS CO OF AMERICA, INC.	IL	6,608,227	1,767,951	(655,558)	(3,674,377)	(2,089,552)	55,455	59.9%	N/A
REPUBLIC INDEMNITY CO OF AMERICA	CA	847,827,079	282,087,600	14,905,207	149,712,229	117,152,606	54,304,717	77.0%	35.7%
REPUBLIC INDEMNITY CO OF CALIFORNIA	CA	42,227,267	25,221,842	544,259	4,630,275	3,623,277	1,679,527	77.0%	35.7%
REPUBLIC MORTGAGE INS CO	NC	1,762,567,043	224,629,011	(162,487,691)	402,677,671	585,549,728	67,379,397	143.3%	16.5%
REPUBLIC MORTGAGE INS CO OF FLORIDA	FL	49,219,536	9,906,097	(1,692,203)	6,937,579	9,715,561	986,148	138.1%	14.0%
REPUBLIC MORTGAGE INS CO OF NORTH CAROLINA	NC	517,022,856	110,036,375	(32,210,913)	78,812,818	161,183,614	11,242,036	193.9%	13.5%
REPWEST INS CO	AZ	237,946,369	125,101,611	6,945,849	24,803,212	12,902,572	13,280,161	52.0%	53.5%
RESPONSE INS CO	IL	82,816,430	74,933,593	520,865	0	0	174	0.0%	0.0%

# Summary of Financial Condition as of December 31, 2010

## Property and Casualty Insurers

NAIC Data Current as of July 1,2011

COMPANY NAME	STATE	ADMITTED ASSETS	CAPITAL & SURPLUS	NET INCOME	NET PREMIUMS WRITTEN	NET LOSSES & LAE	OTHER EXPENSES	NET LOSS & LAE RATIO	NET OTHER EXPENSE RATIO
RESPONSE WORLDWIDE INS CO	IL	56,074,511	50,625,751	2,911,964	0	0	437	0.0%	0.0%
RIVERPORT INS CO	MN	106,407,703	42,448,121	4,793,832	14,417,705	6,663,050	4,106,693	45.4%	28.0%
RLI INDEMNITY CO	IL	41,703,221	40,695,648	1,031,316	194,164	(50,144)	248,744	N/A	147.5%
RLI INS CO	IL	1,393,761,574	732,378,976	129,326,717	316,740,305	139,297,409	133,917,893	43.9%	42.2%
ROCHE SURETY AND CASUALTY CO, INC.	FL	19,651,500	7,787,006	529,585	2,471,758	0	1,723,113	0.0%	69.9%
ROCKWOOD CASUALTY INS CO	PA	239,112,071	83,965,502	13,754,391	39,628,460	15,798,938	14,055,189	39.8%	35.4%
ROCKY MOUNTAIN FIRE & CASUALTY CO	WA	24,771,475	16,233,022	911,067	8,931,825	6,617,017	2,536,282	70.0%	26.8%
RSUI INDEMNITY CO	NH	2,675,266,665	1,242,152,523	181,392,702	525,684,905	254,189,101	148,456,821	46.5%	27.2%
RURAL COMMUNITY INS CO	MN	3,647,427,949	559,171,696	146,599,584	283,546,727	173,669,421	9,890,035	63.0%	3.6%
SAFECO INS CO OF AMERICA	WA	3,837,984,130	844,905,829	93,296,601	1,602,511,718	1,063,504,442	526,865,808	67.8%	33.6%
SAFECO INS CO OF ILLINOIS	IL	692,738,406	234,854,945	14,699,877	210,856,804	139,934,795	69,324,449	67.8%	33.6%
SAFECO INS CO OF INDIANA	IN	27,242,156	13,764,549	273,537	0	0	0	0.0%	0.0%
SAFECO NATIONAL INS CO	NH	68,943,551	65,738,210	3,158,310	0	0	0	0.0%	0.0%
SAFETY FIRST INS CO	IL	15,826,880	13,230,606	528,656	1,120,511	403,320	450,786	35.0%	39.2%
SAFETY NATIONAL CASUALTY CORP	MO	2,471,421,333	728,917,159	93,973,617	369,428,727	235,586,988	107,779,120	67.4%	30.8%
SAFEWAY INS CO	IL	356,643,223	271,491,510	7,140,579	109,711,695	78,129,639	31,978,329	71.8%	29.4%
SAGAMORE INS CO	IN	158,376,605	116,040,394	1,226,826	31,258,937	23,991,339	11,135,222	77.1%	35.8%
SAN FRANCISCO REINS CO	CA	86,489,546	75,219,292	4,148,202	0	(1,332,876)	342,191	0.0%	0.0%
SCOR REINS CO	NY	2,032,474,619	618,973,007	52,350,371	617,055,583	413,529,228	192,860,698	70.4%	32.8%
SCOTTS DALE INDEMNITY CO	OH	50,325,030	33,952,344	525,114	0	0	0	0.0%	0.0%
SEABRIGHT INS CO	IL	880,673,397	301,333,805	5,957,578	237,071,576	221,283,650	70,204,600	87.0%	27.6%
SEATON INS CO	RI	133,359,069	9,509,988	2,243,091	2,431	(10,003,935)	1,283,392	N/A	N/A
SEAWORTHY INS CO	MD	61,972,944	30,739,990	627,539	34,624,878	19,232,741	12,567,982	58.6%	38.3%
SECURA INS, A MUTUAL CO	WI	704,052,551	248,812,045	8,475,699	301,519,847	196,265,804	94,831,353	67.8%	32.8%
SECURA SUPREME INS CO	WI	91,305,951	39,327,931	2,493,113	33,502,200	21,807,317	9,964,293	67.8%	31.0%
SECURIAN CASUALTY CO	MN	88,528,407	53,556,151	5,014,178	55,273,964	23,189,368	18,338,986	48.6%	39.5%
SECURITY NATIONAL INS CO	TX	48,266,449	16,920,645	1,372,347	4,509,784	3,110,412	(1,055,727)	78.1%	N/A
SELECT INS CO	TX	67,192,404	64,796,650	2,155,827	0	0	0	0.0%	0.0%
SELECT MARKETS INS CO	IL	14,448,295	11,985,195	311,741	0	0	0	0.0%	0.0%
SELECTIVE INS CO OF NEW YORK	NY	319,753,333	75,816,786	6,851,841	97,198,907	68,637,407	31,445,733	69.3%	31.8%
SENECA INS CO, INC.	NY	384,646,890	182,084,424	26,614,315	125,112,636	56,423,515	47,833,918	48.3%	41.0%
SENTINEL INS CO LTD.	CT	199,002,752	131,142,336	17,969,742	29,066,166	19,589,035	8,563,431	67.3%	29.4%
SENTRITY CASUALTY CO	TX	37,997,099	23,157,146	2,349,348	5,337,742	428,847	(515,445)	23.1%	N/A
SENTRY CASUALTY CO	WI	176,506,841	67,768,439	4,492,387	40,482,378	30,933,738	12,488,700	75.5%	30.5%
SENTRY INS A MUTUAL CO	WI	5,749,788,124	3,365,401,852	282,172,041	890,612,331	680,542,241	274,773,390	75.5%	30.5%
SENTRY SELECT INS CO	WI	620,963,679	226,400,050	19,805,459	161,929,516	123,734,953	49,958,798	75.5%	30.5%
SEQUOIA INDEMNITY CO	NV	17,095,343	8,259,365	273,027	1,140,768	428,002	377,277	43.0%	37.9%
SEQUOIA INS CO	CA	215,899,145	85,743,336	87,750	108,518,385	53,928,191	42,674,966	58.2%	46.1%
SERVICE INS CO	FL	22,769,807	20,034,133	509,598	2,891,423	565,063	1,841,818	25.7%	83.8%
SOMPO JAPAN INS CO OF AMERICA	NY	839,619,920	436,639,284	14,011,422	63,613,031	36,403,777	26,950,480	61.8%	45.7%
SOUTHERN INS CO	TX	49,269,819	31,971,136	2,050,756	14,705,656	12,674,549	3,415,517	70.8%	19.1%
SOUTHWEST MARINE AND GENERAL INS CO	AZ	68,409,160	29,156,631	1,175,602	24,618,958	14,830,458	7,221,574	67.3%	32.8%
SPARTA INS CO	CT	439,377,090	250,819,873	(5,250,434)	138,902,377	91,138,373	41,230,556	79.0%	35.7%
SPRINGFIELD INS CO	CA	89,224,433	34,833,519	4,825,067	19,397,162	13,746,701	5,743,165	68.4%	28.6%
ST. PAUL FIRE AND MARINE INS CO	CT	18,356,919,227	5,820,868,283	912,490,486	4,776,422,362	2,910,816,575	1,517,450,526	61.9%	32.3%
ST. PAUL GUARDIAN INS CO	CT	75,237,843	26,686,279	2,881,125	18,492,109	11,289,181	5,850,067	62.0%	32.1%

# Summary of Financial Condition as of December 31, 2010

## Property and Casualty Insurers

NAIC Data Current as of July 1, 2011

COMPANY NAME	STATE	ADMITTED ASSETS	CAPITAL & SURPLUS	NET INCOME	NET PREMIUMS WRITTEN	NET LOSSES & LAE	OTHER EXPENSES	NET LOSS & LAE RATIO	NET OTHER EXPENSE RATIO
ST. PAUL MEDICAL LIABILITY INS CO	CT	197,065,095	60,832,983	8,579,209	53,627,116	32,738,673	16,965,290	62.0%	32.1%
ST. PAUL MERCURY INS CO	CT	401,668,931	140,171,991	11,129,017	73,968,436	45,156,798	23,400,424	62.0%	32.1%
ST. PAUL PROTECTIVE INS CO	IL	506,229,491	234,399,376	21,303,739	107,254,233	65,477,370	33,930,632	62.0%	32.1%
STANDARD FIRE INS CO (THE)	CT	3,522,928,723	1,192,814,721	235,819,142	895,068,082	546,397,533	283,145,610	62.0%	32.1%
STANDARD GUARANTY INS CO	DE	175,657,472	88,408,659	36,767,347	119,987,525	41,603,478	39,545,694	32.8%	31.2%
STAR INS CO	MI	795,227,573	226,351,657	28,570,598	248,516,614	143,126,716	83,472,822	60.5%	35.3%
STARNET INS CO	DE	170,790,571	108,980,621	6,005,155	(9,001,779)	0	(2,744,855)	0.0%	0.0%
STARR INDEMNITY & LIABILITY CO	TX	913,057,700	523,604,326	3,424,669	239,684,020	120,162,456	75,534,292	68.1%	42.8%
STATE AUTOMOBILE MUTUAL INS CO	OH	1,929,317,615	1,033,349,418	7,498,451	315,997,761	207,944,399	105,689,187	69.6%	35.4%
STATE FARM FIRE & CASUALTY CO	IL	27,656,824,371	8,772,949,525	50,840,539	13,613,005,705	10,586,319,558	3,757,838,123	79.5%	28.2%
STATE FARM GENERAL INS CO	IL	5,294,008,653	2,478,780,360	244,433,141	1,846,912,066	1,143,332,744	533,663,066	62.8%	29.3%
STATE FARM MUTUAL AUTOMOBILE INS CO	IL	106,988,005,370	61,222,092,059	950,791,538	32,527,558,620	27,033,426,818	7,395,887,642	83.5%	22.9%
STATE NATIONAL INS CO, INC.	TX	198,475,217	131,357,791	7,136,899	59,936,220	24,041,690	31,704,963	40.2%	53.1%
STONEBRIDGE CASUALTY INS CO	OH	305,236,517	108,852,073	8,363,613	139,123,949	83,328,186	51,091,981	61.3%	37.6%
STONEWALL INS CO	NE	95,108,846	67,570,065	1,980,701	0	24,438,434	396,408	0.0%	0.0%
STONINGTON INS CO	TX	574,591,241	133,228,667	16,614,560	174,084,015	54,923,810	65,682,137	43.3%	51.8%
STRATFORD INS CO	NH	173,840,982	66,096,722	3,270,785	14,763,782	10,607,720	5,254,511	68.0%	33.7%
SUBLIMITY INS CO	OR	23,393,831	11,465,671	1,514,016	16,302,194	9,217,368	5,296,625	60.1%	34.5%
SUECIA INS CO	NY	53,600,644	22,482,775	1,591,969	8,101	85,918	154,206	1060.6%	1903.5%
SUN SURETY INS CO	SD	13,340,481	6,169,566	94,450	2,285,157	774,309	1,545,172	33.9%	67.6%
SURETEC INS CO	TX	115,996,536	67,400,576	10,331,493	45,449,336	7,145,731	24,454,380	16.6%	56.7%
SURETY BONDING CO OF AMERICA	SD	8,744,319	7,504,451	205,359	193,690	403,898	(355,834)	195.7%	N/A
SWISS REINS AMERICA CORP	NY	13,230,744,336	5,039,296,007	367,410,204	1,585,339,941	977,555,383	400,169,345	61.6%	25.2%
SYNCORA GUARANTEE INC.	NY	764,532,291	132,553,217	15,418,163	50,967,414	24,369,287	45,592,706	49.9%	93.3%
T.H.E. INS CO	LA	163,840,517	51,914,835	1,327,096	44,866,236	32,509,339	17,203,110	72.0%	38.1%
TEACHERS INS CO	IL	296,345,954	112,578,327	(3,096,929)	181,875,067	159,313,168	52,040,897	85.6%	28.0%
TECHNOLOGY INS CO, INC.	NH	539,033,670	186,469,673	11,472,614	166,937,213	115,495,028	43,623,557	69.2%	26.2%
TIG INS CO	CA	2,478,263,414	942,180,289	46,658,192	1,712,963	50,328,777	50,254,586	N/A	N/A
TITAN INDEMNITY CO	TX	279,554,837	188,021,134	1,705,069	0	0	0	0.0%	0.0%
TNUS INS CO	NY	52,553,599	51,529,744	3,245,046	(2,547,038)	213,326	(1,087,464)	0.0%	0.0%
TOKIO MARINE & NICHIDO FIRE INS CO., LTD.	NY	1,609,583,691	632,290,719	60,057,073	228,932,395	148,009,689	88,432,864	59.2%	35.4%
TORUS NATIONAL INS CO	DE	68,993,531	61,766,803	325,759	1,786,323	253,889	556,154	86.6%	189.8%
TOWER INS CO OF NEW YORK	NY	900,078,356	266,355,202	51,376,943	302,704,579	160,978,359	99,132,668	62.0%	38.2%
TOYOTA MOTOR INS CO	IA	394,811,275	138,759,363	26,736,990	41,647,348	19,396,801	10,427,966	45.0%	24.2%
TRADERS & GENERAL INS CO	TX	48,776,492	48,601,875	875,222	0	0	0	0.0%	0.0%
TRANS PACIFIC INS CO	NY	67,242,330	47,632,177	422,693	(37,675)	2,778,158	(1,730,120)	897.6%	N/A
TRANSATLANTIC REINS CO	NY	13,123,864,748	4,325,437,942	355,848,239	3,247,119,133	2,193,077,626	993,104,962	67.9%	30.7%
TRANSGUARD INS CO OF AMERICA, INC.	IL	214,737,816	91,153,719	12,269,872	52,440,929	27,754,268	18,260,621	52.4%	34.5%
TRANSPORT INS CO	OH	43,654,801	14,933,309	722,793	0	(850,049)	1,034,633	0.0%	0.0%
TRANSPORTATION INS CO	IL	82,688,499	82,304,205	1,350,325	0	0	0	0.0%	0.0%
TRAVCO INS CO	CT	215,764,507	68,485,294	7,817,771	49,928,695	30,480,832	15,795,267	62.0%	32.1%
TRAVELERS CASUALTY AND SURETY CO	CT	15,034,563,922	5,439,762,147	1,088,544,725	3,765,793,418	2,298,482,185	1,219,297,277	62.0%	32.9%
TRAVELERS CASUALTY AND SURETY CO OF AMERICA	CT	4,238,258,523	1,802,224,512	385,092,229	1,244,862,600	449,428,742	475,585,855	35.3%	37.4%
TRAVELERS CASUALTY CO OF CONNECTICUT	CT	312,110,611	89,557,529	13,895,788	86,912,913	53,059,244	27,495,506	62.0%	32.1%
TRAVELERS CASUALTY INS CO OF AMERICA	CT	1,822,597,924	514,413,354	59,769,304	504,834,579	308,195,292	159,708,149	62.0%	32.1%
TRAVELERS COMMERCIAL CASUALTY CO	CT	313,629,484	92,550,922	13,919,762	86,912,913	53,059,223	27,495,509	62.0%	32.1%

# Summary of Financial Condition as of December 31, 2010

## Property and Casualty Insurers

NAIC Data Current as of July 1,2011

COMPANY NAME	STATE	ADMITTED ASSETS	CAPITAL & SURPLUS	NET INCOME	NET PREMIUMS WRITTEN	NET LOSSES & LAE	OTHER EXPENSES	NET LOSS & LAE RATIO	NET OTHER EXPENSE RATIO
TRAVELERS COMMERCIAL INS CO	CT	338,559,024	91,564,133	13,307,177	86,912,913	53,059,244	27,495,506	62.0%	32.1%
TRAVELERS HOME AND MARINE INS CO, THE	CT	380,497,214	76,382,289	8,266,286	49,928,695	30,480,832	15,795,287	62.0%	32.1%
TRAVELERS INDEMNITY CO (THE)	CT	21,109,473,033	7,069,447,782	1,376,486,250	4,309,314,654	2,631,561,028	1,363,001,101	62.1%	32.1%
TRAVELERS INDEMNITY CO OF AMERICA (THE)	CT	615,586,443	171,540,733	22,672,005	142,926,241	86,926,862	45,045,865	62.0%	32.1%
TRAVELERS INDEMNITY CO OF CONNECTICUT (THE)	CT	1,016,993,316	342,271,213	36,293,898	253,341,895	154,662,091	80,146,564	62.0%	32.1%
TRAVELERS PROPERTY CASUALTY CO OF AMERICA	CT	768,075,957	421,773,038	10,367,300	66,571,593	40,641,096	21,060,406	62.0%	32.1%
TRAVELERS PROPERTY CASUALTY INS CO	CT	225,601,054	69,119,454	8,870,105	55,476,328	33,867,594	17,550,304	62.0%	32.1%
TRENWICK AMERICA REINS CORP	CT	120,875,466	32,498,036	2,167,379	(66,969)	2,885,922	(213,917)	N/A	319.5%
TRIAD GUARANTY INS CORP	IL	911,466,484	225,929,726	(146,981,122)	197,520,379	355,836,990	29,777,443	177.6%	14.9%
TRINITY UNIVERSAL INS CO	TX	2,642,784,732	899,632,719	111,496,133	1,694,072,780	1,288,618,291	503,210,194	74.0%	28.9%
TRI-STATE INS CO OF MINNESOTA	MN	32,571,536	31,221,193	800,273	0	0	0	0.0%	0.0%
TRITON INS CO	TX	677,678,477	311,361,594	93,997,781	117,456,138	56,815,540	13,834,551	36.2%	8.8%
TRUCK INS EXCHANGE	CA	1,934,849,383	552,423,040	(49,696,323)	987,627,959	545,569,562	336,719,076	66.0%	40.8%
TRUMBULL INS CO	CT	201,377,534	88,356,012	10,973,342	48,443,608	32,648,392	14,272,385	67.3%	29.4%
TWIN CITY FIRE INS CO	IN	640,265,482	301,186,221	32,681,172	145,330,823	97,945,174	42,817,155	67.3%	29.4%
U.S. SPECIALTY INS CO	TX	1,746,662,307	530,723,825	88,410,301	448,947,061	269,771,883	118,825,019	59.4%	26.2%
ULLICO SPECIALTY CO	DE	320,687,205	102,807,008	3,451,969	137,388,238	80,667,069	49,978,671	62.1%	38.5%
UNDERWRITER FOR THE PROFESSIONS INS CO	CO	255,257,199	60,792,618	33,836,076	17,079,851	1,599,414	1,422,423	9.4%	8.3%
UNIGARD INDEMNITY CO	WI	65,824,613	21,568,881	623,645	28,580,728	19,370,763	9,413,448	66.4%	32.3%
UNIGARD INS CO	WI	553,661,161	180,401,169	12,140,260	243,301,041	161,645,686	78,553,606	66.4%	32.3%
UNION INS CO	IA	95,251,421	27,392,053	841,971	0	0	0	0.0%	0.0%
UNIONE ITALIANA REINS CO OF AMERICA, INC.	NY	75,869,955	27,942,098	(2,956,839)	2,914	4,494,312	175,780	N/A	N/A
UNITED FINANCIAL CASUALTY CO	OH	1,693,526,013	406,286,846	166,606,155	996,454,325	656,955,825	215,280,494	63.2%	20.7%
UNITED FIRE & CASUALTY CO	IA	1,260,655,151	594,307,831	43,854,513	344,373,492	240,232,074	105,123,148	68.9%	30.1%
UNITED GUARANTY CREDIT INS CO	NC	24,369,971	19,885,790	234,079	931,245	1,001,098	396,059	95.9%	38.0%
UNITED GUARANTY MORTGAGE INDEMNITY CO	NC	411,123,908	132,602,826	1,634,904	(63,823,943)	(66,423,256)	11,220,947	102.9%	N/A
UNITED GUARANTY RESIDENTIAL INS CO	NC	2,661,941,516	1,233,325,388	64,752,151	428,374,899	352,401,231	67,976,535	84.7%	16.3%
UNITED GUARANTY RESIDENTIAL INS CO OF NORTH CAROLINA	NC	819,083,381	296,052,691	3,129,329	203,364,802	202,169,171	11,678,307	98.0%	5.7%
UNITED HERITAGE PROPERTY & CASUALTY CO	ID	26,549,803	10,522,129	582,248	15,948,348	10,091,216	5,164,828	69.9%	35.8%
UNITED NATIONAL SPECIALTY INS CO	WI	86,688,270	60,776,682	4,038,342	4,685,413	1,521,972	2,075,473	33.1%	45.1%
UNITED SECURITY INS CO	CO	16,325,240	5,655,985	18,929	10,259,887	4,675,697	2,272,212	66.4%	32.3%
UNITED SERVICES AUTOMOBILE ASSOCIATION	TX	22,709,411,365	15,917,500,657	516,531,402	5,455,477,555	4,121,155,664	741,849,412	76.0%	13.7%
UNITED STATES FIDELITY AND GUARANTY CO	CT	4,599,086,294	2,457,948,934	313,333,161	815,502,013	497,853,947	257,978,124	62.0%	32.1%
UNITED STATES FIRE INS CO	DE	2,511,795,130	901,188,233	(24,683,314)	462,685,175	366,444,045	157,550,843	79.5%	34.2%
UNITED STATES LIABILITY INS CO	PA	552,368,479	357,403,579	(1,666,548)	77,815,341	34,833,578	35,115,793	43.6%	43.9%
UNITED WISCONSIN INS CO	WI	335,295,904	70,374,300	(4,454,261)	71,788,213	68,959,277	15,988,659	93.1%	21.6%
UNITRIN AUTO AND HOME INS CO	NY	127,423,021	28,090,150	1,898,194	0	0	1,113	0.0%	0.0%
UNITRIN PREFERRED INS CO	NY	30,825,720	8,289,518	2,363,110	0	0	20	0.0%	0.0%
UNITRIN SAFEGUARD INS CO	WI	18,072,971	6,109,592	631,278	0	0	0	0.0%	0.0%
UNIVERSAL CASUALTY CO	IL	77,932,243	7,705,266	(17,222,668)	27,434,234	51,678,311	11,683,788	128.5%	29.1%
UNIVERSAL FIRE & CASUALTY INS CO	IN	10,249,369	6,249,367	120,249	2,903,485	0	2,977,338	0.0%	102.5%
UNIVERSAL SURETY CO	NE	116,690,751	83,656,574	2,508,021	2,592,590	63,966	1,486,702	2.4%	54.7%
UNIVERSAL SURETY OF AMERICA	SD	24,337,198	14,385,693	1,185,506	3,185,147	(448,480)	2,642,177	N/A	76.9%
UNIVERSAL UNDERWRITERS INS CO	KS	385,755,195	343,719,417	26,110,364	0	0	0	0.0%	0.0%
UNIVERSAL UNDERWRITERS OF TEXAS INS CO	TX	13,071,135	9,121,448	354,060	0	0	0	0.0%	0.0%
USAA CASUALTY INS CO	TX	7,241,899,683	3,660,771,607	303,814,770	3,696,785,936	2,896,889,359	489,824,350	78.5%	13.3%

# Summary of Financial Condition as of December 31, 2010

## Property and Casualty Insurers

NAIC Data Current as of July 1, 2011

COMPANY NAME	STATE	ADMITTED ASSETS	CAPITAL & SURPLUS	NET INCOME	NET PREMIUMS WRITTEN	NET LOSSES & LAE	OTHER EXPENSES	NET LOSS & LAE RATIO	NET OTHER EXPENSE RATIO
USAA GENERAL INDEMNITY CO	TX	803,117,118	279,285,050	(2,486,773)	648,109,413	487,480,175	85,945,090	85.0%	15.0%
UTAH MEDICAL INS ASSOCIATION	UT	259,032,857	71,848,166	5,220,704	51,373,197	47,945,723	5,416,940	94.2%	10.6%
UTICA MUTUAL INS CO	NY	2,284,500,980	767,053,561	43,478,813	522,410,723	349,263,377	200,166,607	67.6%	38.7%
VALANT INS CO	DE	84,981,971	54,228,095	(2,896,202)	4,165,622	9,175,827	7,362,765	80.8%	64.8%
VALLEY FORGE INS CO	PA	68,001,213	67,961,436	2,370,953	0	0	0	0.0%	0.0%
VALLEY INS CO	CA	22,285,909	20,065,272	685,685	0	0	150	0.0%	0.0%
VANLINER INS CO	MO	462,714,083	106,335,701	12,275,991	106,249,314	111,581,903	28,177,637	82.1%	20.7%
VERLAN FIRE INS CO	NH	22,766,353	22,713,669	718,976	0	0	0	0.0%	0.0%
VICTORIA FIRE & CASUALTY CO	OH	217,846,167	66,623,970	3,632,637	(24,468,540)	0	0	0.0%	0.0%
VIGILANT INS CO	NY	422,391,673	212,646,168	31,671,543	41,215,246	25,480,694	12,163,400	61.7%	29.4%
VIKING INS CO OF WISCONSIN	WI	362,329,051	167,328,040	8,621,846	80,964,758	61,867,477	24,979,399	75.5%	30.5%
VIRGINIA SURETY CO, INC.	IL	1,009,071,724	294,056,357	74,502,502	283,167,863	232,730,706	83,054,553	66.6%	23.8%
WARNER INS CO	IL	39,325,118	32,867,928	198,154	0	0	(3,313)	0.0%	0.0%
WASHINGTON CASUALTY CO	WA	46,922,928	16,971,676	1,976,651	8,546,013	4,385,393	2,471,365	54.0%	30.4%
WASHINGTON INTERNATIONAL INS CO	NH	117,475,838	60,723,918	3,548,427	5,440,215	1,527,413	542,409	29.9%	10.6%
WAUSAU BUSINESS INS CO	WI	199,828,528	57,097,969	2,190,628	42,209,429	34,379,734	10,392,786	83.0%	25.1%
WAUSAU UNDERWRITERS INS CO	WI	270,685,842	99,818,894	4,370,479	42,209,429	34,379,734	10,392,786	83.0%	25.1%
WESCO INS CO	DE	234,686,559	60,942,593	5,233,688	54,423,784	17,849,865	(195,587)	72.3%	N/A
WEST AMERICAN INS CO	IN	347,377,994	234,945,506	9,672,730	0	0	0	0.0%	0.0%
WESTCHESTER FIRE INS CO	PA	57,135,046	37,016,806	1,261,560	6,985,348	4,375,300	1,601,951	67.1%	24.6%
WESTCHESTER FIRE INS CO	NY	2,185,991,456	876,437,238	106,064,257	185,930,560	176,282,834	91,348,183	59.0%	30.6%
WESTERN AGRICULTURAL INS CO	IA	142,830,346	57,078,101	1,657,766	80,873,401	56,699,941	22,856,999	73.1%	29.5%
WESTERN COMMUNITY INS CO	ID	30,616,872	23,668,699	1,087,157	16,387	30,408	(456,578)	77.4%	N/A
WESTERN GENERAL INS CO	CA	67,836,901	32,281,031	(514,025)	26,136,526	14,473,278	13,474,895	57.2%	53.3%
WESTERN INS CO	UT	26,730,960	303,725	(15,209,649)	13,452,818	25,580,516	6,369,915	182.9%	45.5%
WESTERN NATIONAL ASSURANCE CO	MN	42,473,624	18,892,922	863,391	14,668,125	10,415,338	4,007,229	73.2%	28.1%
WESTERN PROFESSIONAL INS CO	WA	12,855,806	12,758,897	335,689	0	0	81,656	0.0%	0.0%
WESTERN PROTECTORS INS CO	OR	12,967,038	8,749,896	355,831	(217,271)	580,048	(570,842)	0.0%	0.0%
WESTERN SURETY CO	SD	1,481,291,531	825,638,678	141,296,663	412,895,182	46,229,779	216,000,765	11.2%	52.1%
WESTERN UNITED INS CO	IN	156,412,544	102,945,344	8,921,671	27,507,067	18,241,650	8,534,946	67.0%	31.4%
WESTFIELD INS CO	OH	2,231,574,723	746,339,061	83,799,427	945,723,594	627,795,202	312,847,012	66.5%	33.1%
WESTPORT INS CORP	MO	5,784,689,464	1,676,120,033	95,524,276	93,497,728	127,200,979	21,366,067	118.7%	19.9%
WHITE MOUNTAINS REINS CO OF AMERICA	NY	2,400,519,952	742,557,490	70,191,208	527,195,209	422,276,807	141,881,980	79.7%	26.8%
WILLIAMSBURG NATIONAL INS CO	MI	114,434,150	23,021,416	3,303,539	46,609,870	26,843,750	15,744,662	60.5%	35.5%
WILSHIRE INS CO	NC	173,173,836	88,594,492	76,675	42,974,662	34,749,528	14,905,347	83.7%	35.9%
WORK FIRST CASUALTY CO	DE	40,283,670	10,322,031	(1,569,160)	20,695,062	21,229,214	4,082,664	101.7%	19.6%
WORKERS COMPENSATION EXCHANGE	ID	9,885,670	526,917	0	4,641,225	4,430,765	333,503	95.5%	7.2%
WORKMEN'S AUTO INS CO	CA	61,092,501	21,652,554	(814,711)	60,666,590	48,234,896	23,815,754	74.7%	36.9%
WRM AMERICA INDEMNITY CO, INC.	NY	56,250,324	51,672,060	(3,177,805)	2,961,825	2,096,162	3,427,018	138.8%	226.9%
XL INS AMERICA, INC.	DE	674,094,240	245,296,365	10,513,964	107,827,892	82,202,795	38,829,726	70.9%	33.5%
XL REINS AMERICA INC.	NY	5,218,962,173	2,273,710,503	137,473,028	700,881,303	534,318,164	252,393,217	70.9%	33.5%
XL SPECIALTY INS CO	DE	498,918,153	178,749,367	11,858,791	64,696,736	49,321,677	23,297,835	70.9%	33.5%
YORK INS CO	RI	20,683,125	10,388,690	(136,453)	54,337	269,273	445,216	494.9%	818.3%
YOSEMITE INS CO	IN	373,964,395	289,147,260	27,164,071	49,780,008	19,476,540	11,231,918	36.7%	21.2%
ZALE INDEMNITY CO	TX	20,659,042	13,196,817	2,967,040	9,975,703	1,516,146	2,136,911	18.8%	26.6%
ZENITH INS CO	CA	1,703,545,873	690,154,139	20,807,798	417,159,744	351,066,175	190,552,446	83.7%	45.4%

*Summary of Financial Condition as of December 31, 2010*  
*Property and Casualty Insurers*

COMPANY NAME	STATE	ADMITTED ASSETS	CAPITAL & SURPLUS	NET INCOME	NET PREMIUMS WRITTEN	NET LOSSES & LAE	OTHER EXPENSES	NET LOSS & LAE RATIO	NET OTHER EXPENSE RATIO
ZURICH AMERICAN INS CO	NY	29,420,388,445	7,374,164,582	819,011,588	4,400,124,687	3,278,659,836	935,200,616	76.3%	21.8%
ZURICH AMERICAN INS CO OF ILLINOIS	IL	46,511,886	37,343,034	2,086,416	0	0	0	0.0%	0.0%



# Summary of Financial Condition as of December 31, 2010

## Managed Care Organizations

COMPANY NAME	STATE	INCORPORATED DATE	LICENSED DATE	TOTAL ASSETS	LIABILITIES	CAPITAL & SURPLUS	NET INCOME	DIRECT PREMIUMS WRITTEN IN IDAHO
ADVANTAGE DENTAL PLAN, INC.	OR	10/13/1994	7/17/2003	1,766,770	293,607	1,473,163	3,805	0
ALPHA DENTAL PROGRAMS, INC.	TX	12/31/1985	6/4/2008	3,047,748	1,443,585	1,604,163	338,282	919
ALTUS HEALTH PLANS, INC.	UT	7/1/1987	12/16/2004	107,576,296	48,409,627	59,166,669	14,141,719	15,249,676
HUMANA HEALTH PLAN, INC.	KY	8/23/1982	3/1/2008	509,907,987	229,026,143	280,881,844	30,421,797	0
PACIFICSOURCE HEALTH PLANS	OR	3/31/1933	05/19/2006	196,430,514	82,322,912	114,107,602	8,134,728	53,176,572
SELECTHEALTH, INC.	UT	12/27/1983	7/27/1995	430,383,717	150,632,958	279,750,759	33,660,427	1,140,162
WILLAMETTE DENTAL OF IDAHO, INC.	ID	7/22/1998	9/11/1998	11,159,601	209,787	10,949,814	80,055	6,772,706

## Hospital and Professional Service Corporations

COMPANY NAME	STATE	INCORPORATED DATE	LICENSED DATE	TOTAL ASSETS	LIABILITIES	CAPITAL & SURPLUS	NET INCOME	DIRECT PREMIUMS WRITTEN IN IDAHO
DELTA DENTAL PLAN OF IDAHO, INC.	ID	6/21/1971	2/21/1973	30,326,082	11,282,481	19,043,601	1,111,144	35,738,680
VISION SERVICE PLAN OF IDAHO, INC.	ID	1/26/1968	4/1/1968	12,652,147	3,019,889	9,632,258	543,371	5,794,263

## Hospital Trusts

None



*Summary of Financial Condition as of December 31, 2010*  
*Fraternal Benefit Societies*

COMPANY NAME	STATE	INCORPORATED DATE	LICENSED DATE	TOTAL ASSETS	LIABILITIES	SURPLUS	NET INCOME	TOTAL PAYMENTS RCVD FROM IDAHO MEMBERS
CROATIAN FRATERNAL UNION OF AMERICA	PA	5/13/1897	8/13/1931	358,188,929	342,337,770	15,851,159	3,262,408	1,061
EVERENCE ASSOCIATION, INC.	IN	12/15/1964	10/19/1982	381,924,709	303,778,388	78,146,321	5,893,211	84,976
FIRST CATHOLIC SLOVAK LADIES ASSOCIATION OF THE UNITED STATES OF AMERICA	OH	10/20/1899	3/1/2008	635,734,094	546,216,178	89,517,916	3,587,257	0
INDEPENDENT ORDER OF FORESTERS (THE)	CN	07/23/1881	7/14/1950	3,108,391,895	2,829,918,742	278,473,153	26,075,081	2,380,183
KNIGHTS OF COLUMBUS	CT	3/29/1882	1/1/1904	16,861,960,910	15,132,007,737	1,729,953,173	86,538,435	4,579,308
LUSO-AMERICAN LIFE INSURANCE SOCIETY	CA	7/1/1957	3/22/1991	81,448,216	74,991,879	6,456,337	(1,380,845)	15,318
MODERN WOODMEN OF AMERICA	IL	5/5/1884	5/29/1901	10,144,269,324	8,915,847,408	1,228,421,916	79,627,567	6,737,240
OMAHA WOODMEN LIFE INSURANCE SOCIETY	NE	1/1/1891	12/6/1926	8,570,567,800	7,671,064,644	899,503,156	43,386,920	148,676
ORDER OF UNITED COMMERCIAL TRAVELERS OF AMERICA (THE)	OH	10/4/1890	1/1/1906	23,014,973	11,038,584	11,976,389	1,023,684	6,762,530
ROYAL NEIGHBORS OF AMERICA	IL	3/21/1895	6/24/1901	765,792,458	537,381,785	228,410,673	(1,353,461)	229,101
SONS OF NORWAY	MN	10/28/1898	5/26/1941	312,244,794	304,219,711	8,025,083	1,150,739	505,697
THRIVENT FINANCIAL FOR LUTHERANS	WI	11/24/1902	12/1/1926	59,224,749,903	55,129,173,287	4,095,576,616	249,300,493	22,048,857
WOMAN'S LIFE INSURANCE SOCIETY	MI	4/6/1897	7/1/1901	186,505,144	158,433,218	28,071,927	(826,603)	1,823
WOODMEN OF THE WORLD	CO	1/20/1891	5/29/1901	56,483,875	44,724,713	11,759,162	758,385	468,002

# Summary of Financial Condition as of December 31, 2010

## County Mutual Fire Companies

COMPANY NAME	STATE	ORGANIZED DATE	ADMITTED TO IDAHO	TOTAL ASSETS	LIABILITIES	SURPLUS	INCOME OVER DISBURSEMENTS	ASSESSMENTS AND FEES
NEZ PERCE FARMERS COUNTY MUTUAL FIRE INS CO	ID	01/01/1904	01/07/1905	663,743	88,823	574,919	(8,911)	135,613

## Title Companies

COMPANY NAME	STATE	INCORPORATED DATE	ADMITTED TO IDAHO	TOTAL ASSETS	LIABILITIES	CAPITAL PAID UP	SURPLUS	NET INCOME	DIRECT PREMIUMS WRITTEN IN IDAHO
AMERICAN GUARANTY TITLE INS CO	OK	7/2/1979	7/18/2005	16,035,610	3,967,047	2,000,000	10,068,563	354,548	0
CHICAGO TITLE INS CO	NE	8/31/1961	5/13/1966	1,887,886,838	1,246,001,911	2,000,000	639,884,927	47,624,442	13,587,916
COMMONWEALTH LAND TITLE INS CO	NE	3/31/1944	10/25/1972	615,675,531	401,842,255	1,649,306	212,183,970	(73,726,412)	6,075,287
FIDELITY NATIONAL TITLE INS CO	CA	10/6/1981	11/29/1982	1,326,417,510	1,090,145,020	76,131,950	160,140,540	(23,867,982)	7,914,337
FIRST AMERICAN TITLE INS CO	CA	9/24/1968	10/28/1969	2,238,425,503	1,383,802,527	200,000,000	654,622,976	73,253,545	27,484,981
INVESTORS TITLE INS CO	NC	1/28/1972	3/3/1997	105,862,923	58,074,463	2,000,000	45,788,460	6,034,403	0
OLD REPUBLIC NATIONAL TITLE INS CO	MN	8/20/1907	12/8/1983	674,680,222	473,673,722	1,526,434	199,480,066	12,997,765	17,350,978
STEWART TITLE GUARANTY CO	TX	1/1/1908	4/16/1980	901,268,313	531,757,324	8,500,000	361,010,989	(2,006,287)	9,480,698
UNITED GENERAL TITLE INS CO	CA	9/2/1983	8/10/1992	15,538,042	3,772,445	2,010,000	9,755,597	1,081,002	0
WESTOOR LAND TITLE INS CO	CA	1/1/1983	1/12/2007	33,245,068	20,159,683	3,083,750	10,001,635	2,103,517	7,603,232
WFG NATIONAL TITLE INS CO	SC	6/18/1974	5/19/2005	16,427,175	5,571,020	2,025,000	8,831,155	(2,941,467)	0

# Idaho Business

## Life or Health Insurers - Active 12/31/10

NAIC Data Current as of July 1,2011

COMPANY NAME	INCORPORATION DATE	LICENSED DATE	LINES OF BUSINESS	DIRECT IDAHO PREMIUMS	DIRECT IDAHO CLAIMS & BENEFITS	COMPLAINT COUNTS as of 12/31/09 [Note 1]
4 EVER LIFE INS CO	9/22/1949	12/19/1952	01, 02	17,133	1,385	-
5 STAR LIFE INS CO	5/24/1943	12/1/1987	01, 02	829,177	665,400	-
AAA LIFE INS CO	6/5/1969	8/26/1970	01, 02	823,019	87,631	-
ABILITY INS CO	10/6/1967	4/22/1970	01, 02	2,008,524	2,127,226	1
ACACIA LIFE INS CO	3/3/1869	1/24/1996	01	486,699	194,808	-
ACCENDO INS CO	12/8/1955	6/17/1974	01, 02, 21	1,488,022	1,336,094	-
ACE LIFE INS CO	7/9/1965	5/4/1966	01, 02	0	0	-
ADMIRAL LIFE INS CO OF AMERICA	6/2/1958	9/15/1980	01, 02	10,743	3,590	-
ADVANTAGE DENTAL PLAN, INC.	10/13/1994	7/17/2003	24	0	0	-
AETNA HEALTH AND LIFE INS CO	8/19/1971	8/14/1981	01, 02	0	0	-
AETNA HEALTH INS CO	7/8/1938	8/29/1968	01, 02	0	0	-
AETNA LIFE INS CO	5/1/1853	5/18/1897	01, 02, 21	28,278,137	25,338,892	3
ALL SAVERS INS CO	2/12/1986	7/31/1996	01, 02	0	0	-
ALLIANZ LIFE AND ANNUITY CO	1/25/1984	3/22/1991	01, 21	0	3,899	-
ALLIANZ LIFE INS CO OF NORTH AMERICA	8/10/1979	10/2/1980	01, 02, 21	52,287,917	31,554,659	-
ALLSTATE ASSURANCE CO	6/28/1967	12/19/1967	01, 21	0	2,381	-
ALLSTATE LIFE INS CO	3/6/1957	10/23/1957	01, 02, 21	3,901,188	21,213,543	1
ALPHA DENTAL PROGRAMS, INC	12/31/1985	6/4/2008	24	919	2,314	-
ALTUS HEALTH PLANS, INC.	7/1/1987	12/16/2004	24	15,249,676	12,385,058	-
AMALGAMATED LIFE INS CO	9/29/1943	12/12/2008	01, 02	0	0	-
AMERICAN BANKERS LIFE ASSURANCE CO OF FLORIDA	2/6/1952	8/12/1952	01, 02	944,609	487,494	-
AMERICAN CAPITOL INS CO	4/28/1954	7/26/1967	01, 02	1,828	0	-
AMERICAN COMMUNITY MUTUAL INS CO	7/26/1947	5/3/2006	01, 02	102	0	-
AMERICAN EQUITY INVESTMENT LIFE INS CO	12/19/1980	1/22/1982	01, 21	33,182,545	10,868,800	1
AMERICAN FAMILY LIFE ASSURANCE CO OF COLUMBUS	11/17/1955	5/20/1970	01, 02	29,758,043	17,477,742	2
AMERICAN FAMILY LIFE INS CO	11/21/1957	3/28/2001	01, 02, 21	1,390,856	895,492	-
AMERICAN FARMERS & RANCHERS LIFE INS CO	12/30/1999	9/16/2005	01	1,790	0	-
AMERICAN FIDELITY ASSURANCE CO	11/30/1960	11/15/1968	01, 02, 21	7,383,929	4,405,439	-
AMERICAN FIDELITY LIFE INS CO	8/15/1956	10/21/1965	01	40,543	26,215	-
AMERICAN GENERAL ASSURANCE CO	11/21/1929	12/30/1966	01, 02	225,736	119,386	-
AMERICAN GENERAL LIFE AND ACCIDENT INS CO	2/28/1900	11/28/2000	01, 02	56,415	61,879	-
AMERICAN GENERAL LIFE INS CO	1/10/1917	6/21/1961	01, 02, 21	8,671,323	9,597,797	-
AMERICAN GENERAL LIFE INS CO OF DELAWARE	6/18/1962	11/23/1977	01, 02, 21	369,410	899,745	-
AMERICAN HEALTH AND LIFE INS CO	6/16/1954	9/13/1954	01, 02	632,555	665,133	-
AMERICAN HERITAGE LIFE INS CO	9/11/1956	6/18/1962	01, 02	1,443,882	776,857	-
AMERICAN HOME LIFE INS CO (THE)	5/3/1909	11/30/1970	01	77,543	84,946	-
AMERICAN INCOME LIFE INS CO	7/16/1954	8/9/1967	01, 02	3,140,354	512,289	-
AMERICAN MATURITY LIFE INS CO	10/24/1972	6/3/1983	01, 02, 21	0	14,309	-
AMERICAN MEDICAL SECURITY LIFE INS CO	2/23/1966	4/16/1991	01, 02	0	0	-

Note 1: Source: National Association of Insurance Commissioners (NAIC). Complaints listed have been investigated by a state insurance department, given a resolution code and closed. Data is voluntarily supplied by state insurance departments and compiled and coded by the NAIC. Not all states provide complaint data to the NAIC. Please note that this database does not contain a complete record of all complaints filed and should not be used as the sole basis for insurance decisions. For more information about complaints, visit [http://www.doi.idaho.gov/company/complaint\\_statistics.aspx](http://www.doi.idaho.gov/company/complaint_statistics.aspx)

# Idaho Business

## Life or Health Insurers - Active 12/31/10

COMPANY NAME	INCORPORATION DATE	LICENSED DATE	LINES OF BUSINESS	DIRECT IDAHO PREMIUMS	DIRECT IDAHO CLAIMS & BENEFITS	COMPLAINT COUNTS as of 12/31/09 [Note 1]
AMERICAN MEMORIAL LIFE INS CO	3/18/1959	6/28/1968	01, 02	461,270	706,419	-
AMERICAN MODERN LIFE INS CO	12/12/1956	12/14/1978	01, 02	884,100	479,055	-
AMERICAN NATIONAL INS CO	3/19/1905	4/23/1934	01, 02, 21	8,144,815	3,906,263	-
AMERICAN NATIONAL LIFE INS CO OF TEXAS	12/2/1954	4/1/1973	01, 02	81,767	40,857	-
AMERICAN PHOENIX LIFE AND REASSURANCE CO	6/24/1991	4/3/1997	01, 02	0	0	-
AMERICAN PIONEER LIFE INS CO	7/5/1961	7/13/1987	01, 02	60,022	58,869	-
AMERICAN PUBLIC LIFE INS CO	11/28/1945	10/24/2005	01, 02	31,100	18,708	-
AMERICAN REPUBLIC INS CO	4/4/1929	8/12/1952	01, 02, 21	726,774	368,148	-
AMERICAN SPECIALTY HEALTH INS CO	12/27/1972	11/1/1989	01, 02	0	0	-
AMERICAN UNDERWRITERS LIFE INS CO	9/21/1977	3/5/1987	01, 02	1,141,747	855,927	-
AMERICAN UNITED LIFE INS CO	11/07/1877	7/8/1949	01, 02, 21	28,873,448	1,594,573	-
AMERICAN-AMICABLE LIFE INS CO OF TEXAS	9/22/1981	7/7/1987	01, 02	158,873	225,843	-
AMERICO FINANCIAL LIFE AND ANNUITY INS CO	7/1/1946	2/1/1957	01, 02	367,505	804,323	-
AMERITAS LIFE INS CORP.	4/06/1887	11/13/1952	01, 02, 21	6,501,209	4,640,453	-
AMICA LIFE INS CO	6/13/1968	3/1/1989	01	127,492	48,316	-
ANNUITY INVESTORS LIFE INS CO	11/13/1981	1/20/1984	01, 02, 21	1,046,804	867,404	-
ANTHEM LIFE INS CO	6/10/1953	10/18/1982	01, 02	5,489	0	-
ASSURITY LIFE INS CO	3/24/1964	11/24/1969	01, 02	1,003,298	539,127	-
AURORA NATIONAL LIFE ASSURANCE CO	4/27/1961	6/23/1963	01, 02	156,848	1,999,074	-
AUTO-OWNERS LIFE INS CO	9/28/1965	9/6/2005	01, 02	337,364	120,431	-
AVIVA LIFE AND ANNUITY CO	2/15/1896	4/2/1914	01, 02	33,018,953	19,196,100	1
AXA CORPORATE SOLUTIONS LIFE REINS CO	5/20/1981	12/16/1981	01	0	0	-
AXA EQUITABLE LIFE AND ANNUITY CO	1/18/1984	11/26/1985	01, 02, 21	21,848	6,861	-
AXA EQUITABLE LIFE INS CO	7/26/1859	5/15/1896	01, 02, 21	32,557,073	22,824,683	1
BALBOA LIFE INS CO	8/6/1968	11/24/1972	01, 02	151,765	63,427	-
BALTIMORE LIFE INS CO (THE)	3/27/1882	8/23/1991	01, 02	266,752	150,606	-
BANKERS FIDELITY LIFE INS CO	6/13/1955	5/2/1997	01, 02	927,897	690,544	-
BANKERS LIFE AND CASUALTY CO	4/06/1880	8/20/1952	01, 02	20,849,524	21,875,018	8
BANKERS LIFE INS CO	4/11/1973	2/27/1996	01, 02	0	0	-
BANKERS RESERVE LIFE INS CO OF WISCONSIN	1/5/1961	4/25/2006	01, 02	0	0	-
BANNER LIFE INS CO	9/21/1981	5/27/1982	01, 02, 21	2,377,981	1,893,049	-
BENEFICIAL LIFE INS CO	5/10/1905	6/7/1905	01, 02	15,515,854	46,554,610	2
BERKLEY LIFE AND HEALTH INS CO	11/19/1962	12/8/1964	01, 02	9,809	1,780	-
BERKSHIRE HATHAWAY LIFE INS CO OF NEBRASKA	5/14/1993	1/26/1999	01	0	31,269	-
BERKSHIRE LIFE INS CO OF AMERICA	1/2/1968	8/25/1976	01, 02	974,893	2,510	-
BEST LIFE AND HEALTH INS CO	11/28/1962	7/20/1981	01, 02	506,884	328,044	-
BLUE CROSS OF IDAHO HEALTH SERVICE, INC.	12/31/1977	12/31/1977	23	1,149,411,470	1,003,680,574	9
BOSTON MUTUAL LIFE INS CO	8/18/1891	10/2/1980	01, 02	199,220	67,547	-
BRAVO HEALTH INS CO, INC.	3/3/2006	3/20/2008	02	1,860,071	1,544,542	-
BROKERS NATIONAL LIFE ASSURANCE CO	7/8/1964	10/4/1976	01, 02	1,528,475	1,051,790	-
C.M. LIFE INS CO	5/19/1981	3/31/1982	01, 02, 21	1,626,873	2,945,382	-
CANADA LIFE ASSURANCE CO (THE)	4/25/1849	12/9/1955	01, 02	146,864	551,400	-
CAPITOL LIFE INS CO (THE)	7/1/1905	6/13/1913	01, 02, 21	0	69,067	-

*Idaho Business  
Life or Health Insurers - Active 12/31/10*

COMPANY NAME	INCORPORATION DATE	LICENSED DATE	LINES OF BUSINESS	DIRECT IDAHO PREMIUMS	DIRECT IDAHO CLAIMS & BENEFITS	COMPLAINT COUNTS as of 12/31/09 [Note 1]
CELTIC INS CO	5/3/1949	7/10/1957	01, 02	21,258	14,066	-
CENTRAL SECURITY LIFE INS CO	2/21/1955	11/8/1983	01, 02	4,166	0	-
CENTRAL STATES HEALTH AND LIFE CO. OF OMAHA	6/2/1932	4/1/1951	01, 02	156,802	125,999	-
CENTRAL UNITED LIFE INS CO	9/4/1962	9/7/1966	01, 02	166,022	781,590	-
CENTRE LIFE INS CO	10/6/1926	8/16/1977	01, 02	23,549	(228,800)	-
CENTURION LIFE INS CO	5/10/1956	8/25/1978	01, 02	158,084	(8,173)	-
CHARTER NATIONAL LIFE INS CO	12/7/1955	8/16/1962	01, 02, 21	0	6,152	-
CHESAPEAKE LIFE INS CO (THE)	4/20/1956	12/29/1967	01, 02	143,893	(5,397)	-
CHRISTIAN FIDELITY LIFE INS CO	4/25/1935	8/1/1988	01, 02	11,075	22,493	-
CHURCH LIFE INS CORPORATION	6/24/1922	2/8/2005	01, 02	132,296	99,870	-
CICA LIFE INS CO OF AMERICA	2/14/1968	8/1/1997	01, 02	60,753	119,694	-
CIGNA HEALTH AND LIFE INS CO	5/2/1963	6/24/1975	01, 02, 21	27,642	3,182	-
CINCINNATI LIFE INS CO (THE)	7/2/1987	9/14/1988	01, 02	572,375	14,455	-
COLONIAL LIFE & ACCIDENT INS CO	4/13/1939	2/21/1963	01, 02	3,117,054	1,713,299	-
COLONIAL PENN LIFE INS CO	12/3/1957	10/19/1967	01, 02, 21	616,670	492,412	-
COLORADO BANKERS LIFE INS CO	5/28/1974	10/28/1983	01, 02	43,469	8,820	-
COLUMBIAN LIFE INS CO	3/18/1988	9/3/1999	01, 02	173,088	74,140	-
COLUMBIAN MUTUAL LIFE INS CO	11/01/1882	10/3/1990	01, 02	5,004	3,156	-
COLUMBUS LIFE INS CO	9/8/1986	9/12/1995	01, 02, 21	667,770	22,440	-
COMBINED INS CO OF AMERICA	10/2/1919	3/1/1948	01, 02	5,702,289	2,922,205	-
COMMERCIAL TRAVELERS MUTUAL INS CO	3/20/1883	8/13/1981	02	3,303	0	-
COMMONWEALTH ANNUITY AND LIFE INS CO	7/26/1974	1/1/1975	01, 02, 21	332,942	2,241,463	-
COMPANION LIFE INS CO	6/21/1970	9/16/1981	01, 02	1,357,783	839,017	-
COMPBENEFITS INS CO	5/13/1959	9/8/1986	01	396	0	-
CONGRESS LIFE INS CO	11/2/1965	12/27/1971	01, 02	0	0	-
CONNECTICUT GENERAL LIFE INS CO	6/22/1865	1/18/1946	01, 02, 21	13,855,702	11,277,673	-
CONSECO LIFE INS CO	1/30/1962	10/2/1964	01, 02	700,363	1,543,831	2
CONSTITUTION LIFE INS CO	6/11/1929	1/5/1949	01, 02	10,911	6,233	-
CONTINENTAL AMERICAN INS CO	11/25/1968	12/4/2002	01, 02	305,227	90,650	-
CONTINENTAL ASSURANCE CO	28/1911	7/9/1952	01, 02	42,464	29,902	-
CONTINENTAL GENERAL INS CO	5/21/1961	7/25/1974	01, 02	208,079	124,604	-
CONTINENTAL LIFE INS CO OF BRENTWOOD, TENNESSEE	12/5/1983	10/26/1988	01, 02	227,039	142,440	-
CORVESTA LIFE INS CO	9/25/1965	10/18/1994	01, 02	0	(4)	-
COUNTRY INVESTORS LIFE ASSURANCE CO	10/13/1981	2/4/1999	01, 02, 21	15,708	22,037	-
COUNTRY LIFE INS CO	11/24/1928	11/8/1962	01, 02	430,873	385,938	-
CROWN LIFE INS CO	6/14/1900	7/10/1947	01, 02	200,537	169,063	-
CSI LIFE INS CO	11/21/1973	9/10/2004	01, 02	672	0	-
CUNA MUTUAL INS SOCIETY	5/20/1935	7/3/1956	01, 02, 21	13,932,299	12,640,576	-
DELAWARE AMERICAN LIFE INS CO	11/4/1964	1/23/1978	01, 02	6,376	0	-
DELTA DENTAL PLAN OF IDAHO, INC.	6/21/1971	2/21/1973	02	35,738,680	30,743,663	-
DENTEGRA INS CO	7/27/1966	12/17/1980	01, 02	595,178	388,691	-
DESERET MUTUAL INS CO	12/31/1968	8/9/2004	02	8,819,881	6,602,042	-

# Idaho Business

## Life or Health Insurers - Active 12/31/10

COMPANY NAME	INCORPORATION DATE	LICENSED DATE	LINES OF BUSINESS	DIRECT IDAHO PREMIUMS	DIRECT IDAHO CLAIMS & BENEFITS	COMPLAINT COUNTS as of 12/31/09 [Note 1]
DIRECT GENERAL LIFE INS CO	11/17/1982	6/22/1983	01, 02	0	0	-
EDUCATORS MUTUAL INS ASSOCIATION	6/26/1935	10/24/2005	02	285,181	243,830	-
EMC NATIONAL LIFE CO	8/1/1962	10/18/1974	01, 02	105,024	51,776	-
EMPHEYS INS CO	3/12/1978	10/29/1996	01, 02	0	0	-
EMPLOYEES LIFE CO (MUTUAL)	3/14/1946	7/13/1982	01	200,167	318,795	-
EMPLOYERS REASSURANCE CORPORATION	8/20/1986	7/13/1987	01, 02	0	0	-
ENVISION INS CO	2/8/2006	7/29/2008	02	97,778	139,437	-
EQUITABLE LIFE & CASUALTY INS CO	6/30/1935	5/20/1980	01, 02	1,908,770	1,475,091	-
EQUITRUST LIFE INS CO	6/3/1966	8/11/1971	01, 02, 21	1,744,198	797,044	-
EVERENCE INS CO	2/4/1987	8/12/1988	01, 02	0	0	-
EXPRESS SCRIPTS INS CO	10/18/1994	11/15/2006	02	0	0	-
FAMILY HERITAGE LIFE INS CO OF AMERICA	8/22/1989	2/14/2000	01, 02	464,696	51,675	-
FAMILY LIFE INS CO	6/1/1949	7/9/1953	01, 02, 21	1,442,134	997,933	-
FAMILY SERVICE LIFE INS CO	5/5/1955	7/7/1988	01	0	0	-
FARM BUREAU LIFE INS CO	10/30/1944	7/3/1995	01, 02, 21	24,926,860	17,159,195	-
FARMERS NEW WORLD LIFE INS CO	2/21/1910	12/3/1912	01, 02, 21	8,090,619	5,499,882	-
FEDERAL LIFE INS CO (MUTUAL)	9/8/1899	12/20/1971	01, 02	16,928	15,000	-
FEDERATED LIFE INS CO	12/9/1958	8/5/1983	01, 02, 21	296,263	1,882	-
FIDELITY & GUARANTY LIFE INS CO	12/16/1959	6/15/1960	01, 02, 21	4,036,704	4,480,961	-
FIDELITY INVESTMENTS LIFE INS CO	5/13/1981	3/1/1984	01, 02, 21	1,362,630	2,942,466	-
FIDELITY LIFE ASSOCIATION, A LEGAL RESERVE LIFE INS CO	2/24/1896	3/18/1975	01, 02	264,346	19,492	-
FIDELITY SECURITY LIFE INS CO	1/17/1969	4/1/1977	01, 02, 21	536,437	385,025	-
FINANCIAL AMERICAN LIFE INS CO	6/1/1964	8/31/2004	01, 02	(693)	1,652	-
FINANCIAL ASSURANCE LIFE INS CO	1/5/1912	12/20/1988	01	664	0	-
FIRST ALLAMERICA FINANCIAL LIFE INS CO	3/16/1844	8/3/1948	01, 02, 21	13,305	225,421	-
FIRST HEALTH LIFE & HEALTH INS CO	12/29/1978	9/30/1980	01, 02	12,321,923	10,389,628	-
FIRST INVESTORS LIFE INS CO	8/3/1962	6/15/2004	01, 02, 21	24,049	0	-
FIRST PENN-PACIFIC LIFE INS CO	6/19/1963	7/11/1980	01, 02, 21	559,880	1,977,687	-
FORETHOUGHT LIFE INS CO	2/14/1980	8/6/1982	01, 02	4,916,156	2,930,342	-
FORT DEARBORN LIFE INS CO	8/23/1966	8/28/1975	01, 23	277,628	271,313	-
FUNERAL DIRECTORS LIFE INS CO	2/27/1981	2/19/1997	01, 02	90	3,507	-
GARDEN STATE LIFE INS CO	6/22/1956	6/25/1985	01, 02	93,523	0	-
GENERAL AMERICAN LIFE INS CO	6/24/1933	5/22/1953	01, 02, 21	645,441	501,362	-
GENERAL FIDELITY LIFE INS CO	8/11/1980	12/31/1981	01, 02	10,732	0	-
GENERAL RE LIFE CORPORATION	6/21/1967	12/8/1987	01, 02	0	0	-
GENERALI USA LIFE REASSURANCE CO	7/13/1982	6/27/1983	01, 02	0	0	-
GENWORTH LIFE AND ANNUITY INS CO	3/21/1871	9/8/1982	01, 02, 21	9,027,080	8,927,875	-
GENWORTH LIFE INS CO	9/28/1956	11/15/1956	01, 02	9,101,464	13,779,860	-
GERBER LIFE INS CO	12/22/1967	4/18/1969	01, 02	1,249,200	456,852	-
GLOBE LIFE AND ACCIDENT INS CO	11/29/1979	12/31/1980	01, 02	1,732,772	799,779	1
GOLDEN RULE INS CO	6/17/1959	7/16/1982	01, 02	155,024	406,153	-
GOVERNMENT PERSONNEL MUTUAL LIFE INS CO	5/15/1934	10/29/2002	01, 02	220,835	403,862	-

# Idaho Business

## Life or Health Insurers - Active 12/31/10

COMPANY NAME	INCORPORATION DATE	LICENSED DATE	LINES OF BUSINESS	DIRECT IDAHO PREMIUMS	DIRECT IDAHO CLAIMS & BENEFITS	COMPLAINT COUNTS as of 12/31/09 [Note 1]
GREAT AMERICAN LIFE ASSURANCE CO	8/10/1967	8/25/1969	01, 02	0	23,188	-
GREAT AMERICAN LIFE INS CO	12/15/1959	3/31/1982	01, 02	14,341,997	7,241,807	-
GREAT FIDELITY LIFE INS CO	5/1/1952	10/21/1988	01, 02	0	0	-
GREAT REPUBLIC LIFE INS CO	7/14/1965	11/14/1977	01, 02	7,476	1,082	-
GREAT SOUTHERN LIFE INS CO	3/1/1909	12/31/1979	01, 02	94,978	149,234	-
GREAT WESTERN INS CO	3/1/1983	4/29/1987	01	5,560,072	3,405,674	-
GREAT-WEST LIFE & ANNUITY INS CO	3/29/1907	10/6/1976	01, 02, 21	18,332,817	11,635,956	-
GREAT-WEST LIFE ASSURANCE CO	8/28/1891	11/26/1974	01, 02	96,246	69,596	-
GROUP HEALTH OPTIONS, INC.	1/30/1990	8/17/1995	23	11,890,770	8,552,139	-
GUARANTEE TRUST LIFE INS CO	5/19/1936	8/1/1961	01, 02	238,379	88,506	-
GUARDIAN INS & ANNUITY CO, INC. (THE)	3/2/1970	12/8/1987	01, 21	1,167,013	227,109	-
GUARDIAN LIFE INS CO OF AMERICA	4/10/1860	5/20/1947	01, 02, 20, 21	3,912,639	4,832,344	-
GUGGENHEIM LIFE AND ANNUITY CO	8/25/1985	10/30/1990	01, 02	0	0	-
HARTFORD LIFE & ACCIDENT INS CO	2/14/1967	5/2/1968	01, 02, 21	14,075,472	9,896,295	2
HARTFORD LIFE AND ANNUITY INS CO	1/9/1956	3/3/1971	01, 02, 21	7,153,302	30,678,008	-
HARTFORD LIFE INS CO	2/16/1978	7/24/1978	01, 02, 21	1,532,365	39,058,847	-
HCC LIFE INS CO	12/3/1980	5/7/1982	01, 02	4,696,440	3,589,445	-
HCSC INS SERVICES CO	2/6/1958	6/20/1984	01, 02	0	0	-
HEALTH CARE SERVICE CORP. A MUTUAL LEGAL RESERVE CO	10/1/1936	9/29/2005	02	120,834	134,876	-
HEALTH NET LIFE INS CO	11/19/1956	7/25/1974	01, 02	1,653,275	1,484,147	1
HEALTHMARKETS INS CO	6/11/1981	1/4/1982	01	0	0	-
HERITAGE LIFE INS CO	7/26/1957	7/19/1965	01, 02	0	0	-
HERITAGE UNION LIFE INS CO	11/22/1963	12/29/1980	01, 02	8,071	27,544	-
HM HEALTH INS CO	12/8/1954	7/31/1967	01, 02	0	0	-
HM LIFE INS CO	4/24/1981	3/30/1982	01, 02	1,203,720	1,478,140	-
HOMESTEADERS LIFE CO	1/5/1906	11/24/1986	01, 21	299,401	96,408	-
HORACE MANN LIFE INS CO	8/9/1949	5/9/1960	01, 02, 21	1,322,615	1,976,523	-
HOUSEHOLD LIFE INS CO	12/18/1980	8/16/1991	01, 02	588,721	376,386	-
HUMANA HEALTH PLAN, INC	8/23/1982	3/1/2008	24	0	0	-
HUMANA INS CO	12/12/1968	8/6/1984	01, 02, 20	104,971,062	85,523,226	-
HUMANADENTAL INS CO	9/26/1908	4/1/1977	01, 02	168,613	106,454	-
IA AMERICAN LIFE INS CO	5/30/1980	6/30/1981	01, 02	256	38,052	-
IDEALIFE INS CO	6/15/1981	12/12/1986	01, 02	10,968	4,389	-
ILLINOIS MUTUAL LIFE INS CO	7/9/1912	5/28/1991	01, 02	343,980	(4,569)	-
INDEPENDENCE LIFE AND ANNUITY CO	10/11/1945	7/13/1956	01, 02, 21	0	0	-
INDIVIDUAL ASSURANCE CO, LIFE, HEALTH & ACCIDENT	10/18/1973	9/2/1981	01, 02	(27,290)	21,476	-
INDUSTRIAL ALLIANCE PACIFIC INS AND FINANCIAL SERVICES, INC.	4/29/1967	11/26/1976	01, 02	684,259	131,074	-
ING LIFE INS AND ANNUITY CO	4/10/1954	11/17/1976	01, 02, 21	19,602,928	30,702,799	-
ING USA ANNUITY AND LIFE INS CO	12/1973	5/25/1973	01, 02, 21	12,438,909	26,016,064	-
INTEGRITY LIFE INS CO	5/3/1966	7/23/1982	01, 02, 21	1,930,347	1,774,479	-
INVESTORS INS CORPORATION	6/22/1987	11/28/1961	01, 02	13,496	142,549	-
INVESTORS LIFE INS CO OF NORTH AMERICA	6/19/1963	9/24/1968	01, 02, 21	77,209	228,099	-

*Idaho Business*  
*Life or Health Insurers - Active 12/31/10*

COMPANY NAME	INCORPORATION DATE	LICENSED DATE	LINES OF BUSINESS	DIRECT IDAHO PREMIUMS	DIRECT IDAHO CLAIMS & BENEFITS	COMPLAINT COUNTS as of 12/31/09 [Note 1]
J.M.I.C. LIFE INS CO	4/16/1979	10/16/1991	01, 02	(656)	657	-
JACKSON NATIONAL LIFE INS CO	6/19/1961	6/12/1981	01, 02, 21	73,149,213	26,862,801	-
JEFFERSON NATIONAL LIFE INS CO	2/8/1937	9/20/1966	01, 02, 21	430,007	538,604	-
JOHN ALDEN LIFE INS CO	5/19/1973	8/6/1973	01, 02	2,811,456	1,527,475	-
JOHN HANCOCK LIFE & HEALTH INS CO	5/27/1981	7/13/1982	01, 02, 21	22,580	9,758	-
JOHN HANCOCK LIFE INS CO (U.S.A.)	8/20/1955	6/20/1956	01, 02, 21	27,747,364	34,747,544	-
KANAWHA INS CO	5/22/1958	7/25/1995	01, 02	61,328	37,911	-
KANSAS CITY LIFE INS CO	5/5/1895	6/24/1913	01, 02, 21	1,958,063	832,888	-
LAFAYETTE LIFE INS CO (THE)	12/6/1905	9/25/1973	01, 02	7,064,119	324,376	-
LANDCAR LIFE INS CO	9/10/1980	5/2/1997	01, 02	77,505	13,300	-
LIBERTY BANKERS LIFE INS CO	11/14/1957	7/23/1987	01, 02	716,305	771,123	-
LIBERTY LIFE ASSURANCE CO OF BOSTON	9/11/1963	6/18/1965	01, 02, 21	2,904,102	2,482,188	-
LIBERTY LIFE INS CO	6/28/1909	6/30/1917	01, 02, 21	4,476,751	2,335,505	-
LIBERTY NATIONAL LIFE INS CO	7/1/1929	1/15/1980	01, 02, 21	502,956	142,460	-
LIFE INS CO OF NORTH AMERICA	9/21/1956	7/10/1957	01, 02	11,198,924	8,399,142	-
LIFE INS CO OF THE SOUTHWEST	3/8/1955	4/27/1982	01, 02, 21	2,880,570	1,046,713	-
LIFE OF THE SOUTH INS CO	9/22/1981	9/14/2006	01, 02	77	(2)	-
LIFESecure INS CO	6/11/1954	3/1/1983	01, 02	77,773	318,521	-
LIFESHIELD NATIONAL INS CO	4/28/1982	3/3/1986	01, 02	102	0	-
LIFEWISE ASSURANCE CO	9/11/1981	5/9/1991	01, 02	1,471,781	1,247,959	-
LIFEWISE HEALTH PLAN OF OREGON INC.	8/7/1986	4/11/1995	01, 02	0	0	-
LINCOLN BENEFIT LIFE CO	10/18/1938	4/1/1973	01, 02, 21	11,319,563	10,786,006	-
LINCOLN HERITAGE LIFE INS CO	8/15/1963	5/19/1975	01, 02	4,555,395	845,004	-
LINCOLN LIFE & ANNUITY CO OF NEW YORK	10/27/1887	11/3/1977	01, 02	58,858	(89,546)	-
LINCOLN MUTUAL LIFE & CASUALTY INS CO	9/13/1935	9/3/1949	01, 02	642	0	-
LINCOLN NATIONAL LIFE INS CO	6/12/1905	9/1/1937	01, 02, 20, 21	58,576,426	48,259,039	1
LONDON LIFE REINS CO	3/26/1969	7/18/1978	01, 02	0	0	-
LONGEVITY INS CO	1/8/1965	5/16/1968	01, 02	0	0	-
LOYAL AMERICAN LIFE INS CO	5/18/1955	7/3/1972	01, 02	1,089,658	525,273	-
MADISON NATIONAL LIFE INS CO, INC.	10/17/1961	12/23/1987	01, 02	409,497	240,664	-
MANHATTAN LIFE INS CO (THE)	5/29/1850	8/24/1959	01, 02	187,357	1,590,599	-
MANHATTAN NATIONAL LIFE INS CO	12/20/1956	8/21/1963	01, 02	47,043	203,941	-
MARQUETTE NATIONAL LIFE INS CO	11/10/1967	5/12/1982	01, 02	30,669	15,658	-
MASSACHUSETTS MUTUAL LIFE INS CO	5/15/1851	9/15/1949	01, 02, 21	22,413,609	12,411,523	-
MEDAMERICA INS CO	4/5/1966	8/19/1987	01, 02	396,464	78,213	-
MEDCO CONTAINMENT LIFE INS CO	8/30/1954	9/29/1981	01, 02	3,433,687	3,388,751	-
MEDICO INS CO	4/26/1930	9/5/1962	01, 02	273,576	(180,386)	-
MEGA LIFE AND HEALTH INS CO	11/5/1981	6/1/1983	01, 02, 21	7,027,526	3,334,706	1
MEMBERS LIFE INS CO	2/27/1976	9/22/1978	01, 02, 21	1,434	0	-
MERIT LIFE INS CO	9/6/1957	12/8/1975	01, 02	565,993	235,603	-
METLIFE INVESTORS INS CO	8/17/1981	5/3/1982	01, 02, 21	4,362,800	6,925,795	-
METLIFE INVESTORS USA INS CO	9/13/1960	6/26/1975	01, 02, 21	26,740,183	9,251,414	-



*Idaho Business*  
*Life or Health Insurers - Active 12/31/10*

COMPANY NAME	INCORPORATION DATE	LICENSED DATE	LINES OF BUSINESS	DIRECT IDAHO PREMIUMS	DIRECT IDAHO CLAIMS & BENEFITS	COMPLAINT COUNTS as of 12/31/09 [Note 1]
METROPOLITAN LIFE INS CO	3/24/1888	3/2/1915	01, 02, 21	33,812,698	124,581,612	1
METROPOLITAN TOWER LIFE INS CO	3/4/1982	10/5/1983	01, 02, 21	295,209	934,214	-
MIDLAND NATIONAL LIFE INS CO	8/30/1906	4/2/1926	01, 02, 21	15,426,138	15,570,265	-
MID-WEST NATIONAL LIFE INS CO OF TENNESSEE	3/1/1965	7/5/1985	01, 02	2,734,661	812,364	-
MIDWESTERN UNITED LIFE INS CO	5/14/1948	6/22/1962	01, 02	10,777	2,082	-
MINNESOTA LIFE INS CO	8/6/1880	10/7/1947	01, 02, 21	14,270,019	9,372,341	-
MMI BAY STATE LIFE INS CO	4/1/1935	7/20/1981	01, 02, 21	97,096	290,024	-
MOLINA HEALTHCARE INS CO	10/18/1948	10/16/1991	01, 02	2,595	3,500	-
MONUMENTAL LIFE INS CO	3/5/1858	10/26/1985	01, 02, 21	2,355,829	4,513,112	-
MONY LIFE INS CO	4/12/1842	7/25/1893	01, 02, 21	5,730,955	10,717,341	-
MONY LIFE INS CO OF AMERICA	3/6/1969	4/15/1976	01, 02, 21	2,710,335	8,802,196	-
MTL INS CO	12/5/1904	12/15/1969	01, 02, 21	1,786,030	355,138	-
MUNICH AMERICAN REASSURANCE CO	10/29/1959	6/4/1981	01, 02	0	0	-
MUTUAL OF AMERICA LIFE INS CO	1/3/1945	11/30/1982	01, 02, 21	10,804	1,341,991	-
MUTUAL OF OMAHA INS CO	3/5/1909	4/1/1920	01, 02	15,068,552	10,021,191	-
NATIONAL BENEFIT LIFE INS CO	6/18/1962	5/31/1968	01, 02	70,738	478	-
NATIONAL FARMERS UNION LIFE INS CO	12/1/1937	7/1/1950	01, 02	34,910	271,030	-
NATIONAL FOUNDATION LIFE INS CO	9/19/1983	12/30/1983	01, 02	51,262	21,608	-
NATIONAL GUARDIAN LIFE INS CO	9/28/1909	11/3/1965	01, 02	598,665	230,399	-
NATIONAL HEALTH INS CO	7/16/1965	6/29/1981	01, 02	48,629	22,700	-
NATIONAL LIFE INS CO	11/13/1848	5/31/1946	01, 02, 21	574,582	2,279,392	-
NATIONAL TEACHERS ASSOCIATES LIFE INS CO	7/14/1938	6/8/1999	01, 02	5,920	3,841	-
NATIONAL WESTERN LIFE INS CO	7/16/1956	10/16/1959	01, 02	5,392,985	1,876,064	-
NATIONWIDE LIFE AND ANNUITY INS CO	2/9/1981	3/12/1998	01, 02, 21	1,048,348	1,904,558	-
NATIONWIDE LIFE INS CO	3/21/1929	12/9/1955	01, 02, 21	13,085,614	66,469,627	-
NEW ENGLAND LIFE INS CO	9/12/1980	9/25/1981	01, 02, 21	428,139	318,758	-
NEW YORK LIFE INS AND ANNUITY CORPORATION	11/3/1980	7/21/1981	01, 02, 21	34,324,420	22,521,582	-
NEW YORK LIFE INS CO	5/21/1841	5/1/1896	01, 02, 21	19,364,726	28,721,681	-
NIPPON LIFE INS CO OF AMERICA	8/23/1972	6/4/1981	01, 02	0	0	-
NORTH AMERICAN CO FOR LIFE AND HEALTH INS	5/13/1886	7/9/1908	01, 02	5,984,753	4,642,924	-
NORTH CAROLINA MUTUAL LIFE INS CO	2/28/1889	1/25/1978	01, 02	973,377	666,351	-
NORTH COAST LIFE INS CO	2/5/1965	4/26/1966	01, 02	1,863,318	416,571	-
NORTHWESTERN LONG TERM CARE INS CO	9/18/1953	9/20/1965	01, 02	72,847,111	57,650,654	1
NORTHWESTERN MUTUAL LIFE INS CO	3/2/1857	5/1/1896	01, 02, 21	6,015,076	2,730,245	-
NY LIFE INS CO OF ARIZONA	7/23/1987	3/15/1991	01, 02, 21	348,523	3,174	-
OCCIDENTAL LIFE INS CO OF NORTH CAROLINA	6/19/1906	7/27/1948	01, 02	120,886	34,458	-
ODS HEALTH PLAN, INC.	11/3/1988	1/24/2007	23	0	0	-
OHIO NATIONAL LIFE ASSURANCE CORPORATION	6/19/1979	6/12/1980	01, 02, 21	6,015,076	2,730,245	-
OHIO NATIONAL LIFE INS CO (THE)	9/9/1909	5/11/1933	01, 02, 21	6,466,677	9,350,569	-
OHIO STATE LIFE INS CO	2/26/1906	5/7/1982	01, 02	32,094	25,000	-
OLD AMERICAN INS CO	12/11/1939	7/31/1969	01, 02	640,629	308,613	-
OLD RELIANCE INS CO	9/15/1960	6/23/1987	01, 02	3,330	2,257	-

# Idaho Business

## Life or Health Insurers - Active 12/31/10

COMPANY NAME	INCORPORATION DATE	LICENSED DATE	LINES OF BUSINESS	DIRECT IDAHO PREMIUMS	DIRECT IDAHO CLAIMS & BENEFITS	COMPLAINT COUNTS as of 12/31/09 [Note 1]
OLD REPUBLIC LIFE INS CO	4/17/1923	1/8/1948	01, 02	55,092	260	-
OLD UNITED LIFE INS CO	11/15/1963	8/25/1995	01, 02	0	0	-
ONENATION INS CO	11/18/1974	9/2/1981	01, 02	0	0	-
OXFORD LIFE INS CO	7/27/1965	12/20/1985	01, 02	135,919	22,958	-
PACIFIC GUARDIAN LIFE INS CO, LIMITED	8/3/1961	4/1/1973	01, 02	36,055	0	-
PACIFIC LIFE & ANNUITY CO	9/20/1982	9/30/1990	01, 02, 21	0	198,735	-
PACIFIC LIFE INS CO	1/2/1968	8/3/1936	01, 02, 21	13,899,206	26,372,773	-
PACIFICARE LIFE AND HEALTH INS CO	3/1/1967	12/9/1991	01, 02	2,514	(695)	-
PACIFICSOURCE HEALTH PLANS	3/31/1933	5/30/2008	23	53,176,572	42,894,864	1
PAN-AMERICAN ASSURANCE CO	5/19/1981	10/17/2002	01, 21	4,768	0	-
PAN-AMERICAN LIFE INS CO	3/28/1911	10/1/1996	01, 02	262,707	279,774	-
PARK AVENUE LIFE INS CO	11/19/1964	1/10/1991	01, 02	420	0	-
PARKER CENTENNIAL ASSURANCE CO	1/8/1973	9/9/1975	01, 02	0	3,000	-
PAUL REVERE LIFE INS CO (THE)	6/10/1930	9/4/1930	01, 02	559,050	915,095	-
PAUL REVERE VARIABLE ANNUITY INS CO (THE)	8/6/1965	9/23/1968	01, 02	2,095	0	-
PENN INS AND ANNUITY CO (THE)	7/3/1980	10/15/1981	01, 02, 21	1,672,811	72,296	-
PENN MUTUAL LIFE INS CO (THE)	2/24/1847	4/8/1902	01, 02, 21	1,499,240	5,214,549	-
PENNSYLVANIA LIFE INS CO	1/12/1948	5/27/1954	01, 02	8,159,866	7,140,950	-
PERICO LIFE INS CO	6/24/1975	12/30/1977	01, 02	428,157	211,562	-
PHARMACISTS LIFE INS CO (THE)	5/21/1979	12/17/2001	01, 02	4,011	0	-
PHILADELPHIA AMERICAN LIFE INS CO	1/6/1978	3/1/1978	01, 02	22,113	9,054	-
PHILADELPHIA FINANCIAL LIFE ASSURANCE CO	1/29/1960	4/30/1996	01, 02, 21	0	0	-
PHL VARIABLE INS CO	7/15/1981	6/7/1983	01, 02, 21	1,358,920	5,352,514	-
PHOENIX LIFE AND ANNUITY CO	11/2/1981	8/6/1982	01, 02, 21	97,919	0	-
PHOENIX LIFE INS CO	5/1/1951	4/22/1927	01, 02, 21	778,940	7,176,855	-
PHYSICIANS LIFE INS CO	1/15/1970	11/30/1970	01, 02	626,430	584,660	-
PHYSICIANS MUTUAL INS CO	3/15/1902	8/2/1965	02	944,365	479,132	-
PIONEER AMERICAN INS CO	4/15/1946	12/18/1958	01, 02	103,149	2,919	-
PIONEER MUTUAL LIFE INS CO, A STOCK SUBSIDIARY OF AMERICAN UNITED M	11/3/1947	1/20/1948	01, 02	296,899	160,439	-
PIONEER SECURITY LIFE INS CO	1/12/1955	4/14/1982	01, 02	57,376	11,851	-
PRESIDENTIAL LIFE INS CO	5/17/1965	7/28/1981	01, 02, 21	173,135	332,729	-
PRIMERICA LIFE INS CO	9/19/1927	2/12/1952	01, 02	7,611,649	3,227,077	-
PRINCIPAL LIFE INS CO	6/24/1879	8/13/1901	01, 02, 21	25,515,867	24,256,214	-
PRINCIPAL NATIONAL LIFE INS CO	10/26/1967	10/2/1972	01, 02	209,597	0	-
PROFESSIONAL INS CO	11/12/1936	8/31/1995	01, 02	7,461	7,076	-
PROTECTIVE LIFE INS CO	7/24/1907	1/27/1971	01, 02, 21	12,047,628	11,364,662	-
PROVIDENT AMERICAN LIFE & HEALTH INS CO	4/6/1949	8/19/1987	01, 02	44,232	26,765	-
PROVIDENT LIFE AND ACCIDENT INS CO	1/18/1887	1/1/1928	01, 02	1,972,388	2,803,443	-
PROVIDENT LIFE AND CASUALTY INS CO	10/17/1951	11/26/1985	01, 02	12,902	4,157	-
PRUCO LIFE INS CO	12/23/1971	5/17/1976	01, 02, 21	91,041,092	10,448,541	-
PRUDENTIAL ANNUITIES LIFE ASSURANCE CORPORATION	5/21/1969	4/5/1977	01, 02, 21	33,383,425	44,770,123	-
PRUDENTIAL INS CO OF AMERICA (THE)	4/3/1873	1/1/1902	01, 02, 21	37,881,405	107,864,055	1

*Idaho Business*  
*Life or Health Insurers - Active 12/31/10*

COMPANY NAME	INCORPORATION DATE	LICENSED DATE	LINES OF BUSINESS	DIRECT IDAHO PREMIUMS	DIRECT IDAHO CLAIMS & BENEFITS	COMPLAINT COUNTS as of 12/31/09 [Note 1]
PRUDENTIAL RETIREMENT INS AND ANNUITY CO	1/14/1981	12/16/1987	01, 02, 21	0	3,876,700	-
PYRAMID LIFE INS CO (THE)	5/26/1913	11/5/1959	01, 02	5,386,929	4,596,989	-
REASSURE AMERICA LIFE INS CO	8/9/1956	12/10/1958	01, 02, 21	3,407,706	4,044,517	2
REGENCE BLUESHIELD OF IDAHO, INC.	2/23/1946	2/23/1946	23	479,122,139	384,701,579	5
REGENCE LIFE AND HEALTH INS CO	3/9/1964	12/17/1987	01, 02	9,682,904	6,438,140	-
RELIABLE LIFE INS CO (THE)	12/29/1911	12/4/1970	01, 02	717	0	-
RELANCE STANDARD LIFE INS CO	4/2/1907	7/20/1966	01, 02	2,306,721	2,934,162	-
RELIASTAR LIFE INS CO	9/15/1885	4/30/1901	01, 02, 21	13,727,971	12,348,811	-
RELIASTAR LIFE INS CO OF NEW YORK	6/11/1917	5/6/1949	01, 02, 21	39,216	18,029	-
RENAISSANCE LIFE & HEALTH INS CO	5/20/1982	4/18/1983	01, 02	0	0	-
RENAISSANCE LIFE & HEALTH INS CO OF AMERICA	4/21/1953	8/25/1953	01, 02	29,598	27,173	-
RESERVE NATIONAL INS CO	9/19/1956	9/25/1978	01, 02	22,062	31	-
RESOURCE LIFE INS CO	10/14/1963	1/14/1971	01, 02	(3,522)	23,183	-
RGA REINS CO	8/31/1981	8/11/1982	01, 02	0	0	-
RIVERSOURCE LIFE INS CO	8/7/1957	11/19/1959	01, 02, 21	27,245,050	26,902,935	-
S USA LIFE INS CO, INC.	3/8/1995	3/20/1997	01	12,084	6,294	-
SAGICOR LIFE INS CO	4/5/1954	8/31/1977	01, 02	1,788,678	175,074	-
SCOR GLOBAL LIFE RE INS CO OF TEXAS	4/7/1977	8/30/1985	01, 02	0	0	-
SCOR GLOBAL LIFE REINS CO OF AMERICA	5/1/1957	9/24/1977	01, 02	0	0	-
SCOR GLOBAL LIFE U.S. RE INS CO	3/8/1945	8/16/1962	01, 02	0	0	-
SCOTTISH RE LIFE CORPORATION	8/9/1979	11/5/1982	01, 02	0	0	-
SEARS LIFE INS CO	5/4/1956	9/5/1961	01, 02	189,447	68,217	-
SECURIAN LIFE INS CO	12/11/1981	10/20/1982	01, 02	273,891	247,582	-
SECURITAS FINANCIAL LIFE INS CO	9/14/1981	7/13/1982	01, 02	0	0	-
SECURITY BENEFIT LIFE INS CO	2/22/1892	1/2/1950	01, 02, 21	3,133,786	4,235,657	-
SECURITY LIFE INS CO OF AMERICA	5/17/1956	10/10/1967	01, 02	375,558	276,019	-
SECURITY LIFE OF DENVER INS CO	11/19/1949	2/11/1960	01, 02, 21	4,628,370	15,451,694	1
SECURITY MUTUAL LIFE INS CO OF NEW YORK	11/06/1886	10/19/1983	01, 02	48,652	17,616	-
SECURITY NATIONAL LIFE INS CO	1/31/1967	12/4/1970	01, 02	61,251	107,297	-
SEECHEALTH, INC	5/14/1956	7/31/1996	01, 02	0	0	-
SELECTHEALTH, INC	12/27/1983	7/27/1995	24	1,140,162	1,004,328	-
SENIOR HEALTH INS CO OF PENNSYLVANIA	7/5/1887	12/12/1986	01, 02, 21	433,212	119,351	1
SENIOR LIFE INS CO	12/22/1970	1/9/2007	01	0	0	-
SENTINEL SECURITY LIFE INS CO	3/18/1948	5/31/1960	01, 02	485,320	228,623	-
SENTRY LIFE INS CO	10/23/1958	12/14/1960	01, 02	244,060	407,780	-
SETTLERS LIFE INS CO	5/25/1982	7/27/1983	01, 02	1,392	0	-
SIERRA HEALTH AND LIFE INS CO, INC.	8/16/1906	9/18/1942	01, 02	12,381,703	11,292,329	-
SIGNIFICA INS GROUP, INC.	1/19/1910	9/20/1971	01, 02	0	0	-
SILVERSCRIPT INS CO	5/11/2005	1/9/2007	02	7,651,270	6,668,890	-
STANDARD INS CO	2/24/1906	9/27/1920	01, 02, 21	19,736,694	16,427,771	-
STANDARD LIFE AND ACCIDENT INS CO	2/26/1976	1/26/1979	01, 02	505,947	346,127	-
STANDARD LIFE INS CO OF INDIANA	7/3/1934	12/6/1961	01, 02	0	246,454	-

# Idaho Business

## Life or Health Insurers - Active 12/31/10

COMPANY NAME	INCORPORATION DATE	LICENSED DATE	LINES OF BUSINESS	DIRECT IDAHO PREMIUMS	DIRECT IDAHO CLAIMS & BENEFITS	COMPLAINT COUNTS as of 12/31/09 [Note 1]
STANDARD SECURITY LIFE INS CO OF NEW YORK	6/28/1957	6/15/1960	01, 02	908,481	754,759	1
STARMOUNT LIFE INS CO	8/24/1983	4/8/2008	01, 02	0	0	-
STATE FARM ANNUITY AND LIFE INS CO	2/25/1982	7/26/1982	01	0	0	-
STATE FARM LIFE INS CO	1/16/1929	10/2/1952	01, 21	20,541,848	13,013,606	-
STATE LIFE INS CO (THE)	9/5/1895	2/1/1982	01, 02	8,061,635	563,896	-
STATE MUTUAL INS CO	2/14/1894	5/20/1993	01, 02	252,943	245,854	-
STERLING INVESTORS LIFE INS CO	6/14/1978	11/30/1982	01, 02	149,796	128,431	-
STERLING LIFE INS CO	1/7/1958	1/5/1978	01, 02	49,047,087	40,319,258	-
STONEBRIDGE LIFE INS CO	11/19/1900	12/5/1967	01, 02	2,585,086	1,304,508	1
SUN LIFE AND HEALTH INS CO (U.S.)	1/31/1973	11/24/1976	01, 02	170,131	177,061	-
SUN LIFE ASSURANCE CO OF CANADA	3/18/1865	7/23/1926	01, 02, 21	2,749,179	7,636,611	-
SUN LIFE ASSURANCE CO OF CANADA (U.S.)	1/12/1970	4/17/1973	01, 02, 21	10,026,338	2,195,521	-
SUNAMERICA ANNUITY AND LIFE ASSURANCE CO	4/12/1965	6/28/1966	01, 02, 21	3,663,577	14,018,851	-
SUNAMERICA LIFE INS CO	1/9/1897	7/24/1970	01, 02	316,431	1,453,292	-
SUNSET LIFE INS CO OF AMERICA	5/12/1937	12/27/1938	01, 02	288,495	588,605	-
SURETY LIFE INS CO	3/14/1936	7/6/1945	01, 02	298,096	516,284	-
SWISS RE LIFE & HEALTH AMERICA INC.	6/29/1967	9/20/1983	01, 02	0	0	-
SYMETRA LIFE INS CO	1/23/1957	6/21/1957	01, 02, 21	21,652,018	13,531,073	1
SYMETRA NATIONAL LIFE INS CO	9/5/1979	7/28/1980	01, 02	6,808	10,518	-
TEACHERS INS AND ANNUITY ASSOCIATION OF AMERICA	3/4/1918	9/1/1972	01, 02, 21	30,640,010	26,845,425	-
TEXAS LIFE INS CO	1/9/1901	1/8/1991	01	609,547	140,491	-
THRIVENT LIFE INS CO	4/20/1982	8/24/1983	01, 02, 21	455,401	1,225,913	-
TIAA-CREF LIFE INS CO	11/20/1996	12/28/1999	01, 02, 21	1,563,910	65,225	-
TIME INS CO	2/11/1910	10/1/1956	01, 02, 20	9,662,075	6,734,890	5
TOWN & COUNTRY LIFE INS CO	4/13/1955	9/26/1984	01, 02	0	0	-
TRANS WORLD ASSURANCE CO	10/19/1962	12/19/1977	01	55,741	6,693	-
TRANSAMERICA ADVISORS LIFE INS CO	1/27/1986	6/27/1988	01, 02, 21	45,719	5,882,498	-
TRANSAMERICA FINANCIAL LIFE INS CO	10/3/1947	10/3/1995	01, 02, 21	6,076	2,179,616	-
TRANSAMERICA LIFE INS CO	4/19/1961	5/11/1971	01, 02, 21	20,087,064	30,447,661	1
TRUSTMARK INS CO	1/18/1913	5/7/1924	01, 02	553,464	535,162	-
TRUSTMARK LIFE INS CO	1/25/1925	8/1/1951	01, 02	2,286,500	4,030,924	-
U.S. FINANCIAL LIFE INS CO	9/30/1974	10/22/2002	01	616,835	723,075	-
UBS LIFE INS CO USA	8/14/1956	11/18/1959	01, 02, 21	0	0	-
ULLICO LIFE INS CO	10/25/1947	1/7/1981	01, 02	4,646	0	-
UNICARE LIFE & HEALTH INS CO	6/11/1971	7/21/1981	01, 02	2,186,936	1,857,687	-
UNIFIED LIFE INS CO	5/15/2001	12/21/2001	01, 02	409,557	206,567	-
UNIMERICA INS CO	12/1/1980	10/21/2002	01, 02	508,164	181,308	-
UNION BANKERS INS CO	2/2/1953	8/5/1955	01, 02	48,297	32,284	-
UNION CENTRAL LIFE INS CO (THE)	1/30/1867	5/1/1899	01, 02, 21	6,063,194	4,554,591	-
UNION FIDELITY LIFE INS CO	9/2/1925	12/20/1948	01, 02	448,674	355,445	-
UNION LABOR LIFE INS CO (THE)	10/26/1925	6/11/1973	01, 02, 21	270,421	56,370	-
UNION SECURITY INS CO	3/26/1910	1/1/1963	01, 02, 20, 21	2,270,674	3,304,127	-

# Idaho Business

## Life or Health Insurers - Active 12/31/10

COMPANY NAME	INCORPORATION DATE	LICENSED DATE	LINES OF BUSINESS	DIRECT IDAHO PREMIUMS	DIRECT IDAHO CLAIMS & BENEFITS	COMPLAINT COUNTS as of 12/31/09 [Note 1]
UNITED AMERICAN INS CO	8/14/1981	2/26/1982	01, 02	1,841,343	1,103,359	-
UNITED BENEFIT LIFE INS CO	6/26/1957	6/14/1984	01, 02	0	0	-
UNITED CONCORDIA INS CO	10/20/1975	12/6/1991	01, 02	98,915	98,858	1
UNITED FIDELITY LIFE INS CO	9/1/1977	8/31/1978	01, 02	45,513	43,918	-
UNITED HERITAGE LIFE INS CO	12/30/1948	12/30/1948	01, 02	9,384,342	9,282,004	1
UNITED HOME LIFE INS CO	11/23/1948	11/15/1956	01, 02	26,216	23,214	-
UNITED INS CO OF AMERICA	10/15/1927	10/27/1950	01, 02	1,452	6,110	-
UNITED INVESTORS LIFE INS CO	8/17/1981	3/31/1982	01, 21	1,440,993	2,422,967	-
UNITED LIFE INS CO	5/3/1962	8/4/1987	01, 02	180,131	188,259	-
UNITED NATIONAL LIFE INS CO OF AMERICA	12/14/1960	11/25/1992	01, 02	34,386	25,397	-
UNITED OF OMAHA LIFE INS CO	8/9/1926	3/4/1927	01, 02, 21	14,178,577	9,743,728	1
UNITED PROSPERITY LIFE INS CO	2/28/1972	1/21/1998	01, 02	0	0	-
UNITED STATES LIFE INS CO IN THE CITY OF NEW YORK	2/1/1850	11/17/1961	01, 02	1,207,573	1,544,361	-
UNITED TEACHER ASSOCIATES INS CO	12/15/1958	11/22/1991	01, 02	258,856	248,480	-
UNITED WORLD LIFE INS CO	1/28/1970	8/10/1970	01, 02	4,550,929	3,196,793	-
UNITEDHEALTHCARE INS CO	3/24/1972	11/30/1972	01, 02, 20	169,353,026	142,957,345	-
UNITY FINANCIAL LIFE INS CO	5/6/1964	7/24/1996	01, 02	31,656	87	-
UNITY MUTUAL LIFE INS CO	1/1/1903	11/5/1987	01, 02	500	0	-
UNIVERSAL GUARANTY LIFE INS CO	11/15/1966	6/16/1993	01, 02	2,227	9,283	-
UNIVERSAL UNDERWRITERS LIFE INS CO	12/21/1964	10/10/1967	01, 02	107,810	16,662	-
UNUM LIFE INS CO OF AMERICA	8/24/1966	6/18/1970	01, 02, 21	7,473,063	5,234,602	-
US HEALTH AND LIFE INS CO	1/11/1982	5/16/1988	01, 02	0	0	-
USAA DIRECT LIFE INS CO	7/2/1969	10/27/1980	01, 02	285	0	-
USAA LIFE INS CO	6/24/1963	9/14/1966	01, 02, 21	11,766,796	5,092,509	-
USABLE LIFE	4/20/1978	11/8/1996	01, 02	42,057	1,370	-
VANTIS LIFE INS CO	8/23/1963	7/12/2005	01, 02	4,181	1,729	-
VARIABLE ANNUITY LIFE INS CO (THE)	8/21/1968	12/19/1969	01, 21	19,504,689	16,248,494	-
VISION SERVICE PLAN INS CO	6/1/1987	11/15/1991	02	0	0	-
VISION SERVICE PLAN OF IDAHO, INC.	1/26/1968	4/1/1968	02	5,794,263	4,583,717	-
VISTA LIFE INS CO	3/29/1974	8/23/1983	01, 02	0	0	-
WASHINGTON NATIONAL INS CO	5/26/1923	11/20/1923	01, 02, 21	3,427,845	5,575,145	1
WELL CARE HEALTH INS OF ARIZONA, INC.	11/14/1972	3/19/1991	01, 02	7,739	(522,436)	-
WELL CARE HEALTH INS OF ILLINOIS, INC.	3/27/1962	7/19/1983	01, 02	0	0	-
WELL CARE PRESCRIPTION INS. INC.	3/24/2005	12/6/2006	02	1,986,038	1,364,115	-
WELLINGTON LIFE INS CO	7/23/1975	10/29/1984	01, 02	0	0	-
WEST COAST LIFE INS CO	2/8/1915	1/1/1916	01, 02	4,332,626	2,469,787	-
WESTERN AND SOUTHERN LIFE INS CO (THE)	2/23/1888	8/16/1957	01, 02	19,058	70,725	-
WESTERN NATIONAL LIFE INS CO	7/9/1944	5/2/1980	01, 02, 21	20,095,708	13,740,696	-
WESTERN RESERVE LIFE ASSURANCE CO OF OHIO	5/14/1979	12/31/1980	01, 02, 21	2,508,040	7,051,774	-
WESTERN UNITED LIFE ASSURANCE CO	6/3/1963	10/23/1981	01, 02	6,759,694	5,990,192	-
WESTERN-SOUTHERN LIFE ASSURANCE CO	12/1/1980	1/6/1982	01, 02, 21	1,776,018	1,049,179	-
WILLAMETTE DENTAL OF IDAHO, INC.	7/22/1998	9/11/1998	24	6,772,706	5,922,893	-

## Idaho Business

## Life or Health Insurers - Active 12/31/10

COMPANY NAME	INCORPORATION DATE	LICENSED DATE	LINES OF BUSINESS	DIRECT IDAHO PREMIUMS	DIRECT IDAHO CLAIMS & BENEFITS	COMPLAINT COUNTS as of 12/31/09 [Note 1]
WILLIAM PENN LIFE INS CO OF NEW YORK	9/12/1962	8/2/2002	01	20,987	0	-
WILTON REASSURANCE CO	12/4/1900	7/28/1987	01, 02	0	0	-
WILTON REASSURANCE LIFE CO OF NEW YORK	3/23/1955	7/31/1958	01, 02, 21	25,075	25,130	-
WMI MUTUAL INS CO	7/1/1987	12/17/1996	01, 02	1,563,764	1,318,034	-
WORLD CORP INS CO	3/16/1960	7/19/2006	01, 02	0	(652)	-
WORLD INS CO	10/1/1903	5/24/1947	01, 02	67,856	72,615	-
XL LIFE INS AND ANNUITY CO	2/21/1978	9/19/1979	01, 02	0	0	-
ZALE LIFE INS CO	5/4/1964	2/1/2006	01, 02	4,611	227	-
ZURICH AMERICAN LIFE INS CO	12/14/1979	8/17/1981	01, 02, 21	135,399	2,325,178	-

## Lines of Business Code

- 01 - LIFE
- 02 - DISABILITY - EXCLUDING MANAGED CARE
- 20 - Small Group Risk Assuming Carrier
- 21 - VARIABLE
- 23 - DISABILITY - INCLUDING MANAGED CARE
- 24 - MANAGED CARE ONLY

# Idaho Business Property and Casualty Insurers - Active 12/31/10

COMPANY NAME	INCORPORATION DATE	LICENSED DATE	LINES OF BUSINESS	IDAHO PREMIUMS WRITTEN	LOSSES INCURRED	COMPLAINT COUNTS as of 12/31/2010 [Note 1]
21ST CENTURY ASSURANCE CO	9/21/1989	8/6/2009	02, 03, 04, 05	0	0	-
21ST CENTURY CASUALTY CO	9/8/1987	7/30/2009	03, 05	0	0	-
21ST CENTURY CENTENNIAL INS CO	7/7/1977	11/17/1981	02, 03, 04, 05	1,989,503	1,215,464	1
21ST CENTURY INDEMNITY INS CO	11/10/1980	1/1/1981	02, 03, 04, 05, 07	(3,292)	19,615	-
21ST CENTURY INS CO	11/1/1967	3/16/2001	03, 04, 05	0	0	-
21ST CENTURY INS CO OF THE SOUTHWEST	12/20/1995	7/30/2009	03, 05	0	0	-
21ST CENTURY NATIONAL INS CO	12/12/1994	9/21/1995	03, 04, 05, 07	1,014,824	1,283,181	1
21ST CENTURY NORTH AMERICA INS CO	9/19/1985	9/30/1985	03, 04, 05, 07	2,504,652	1,884,548	-
21ST CENTURY PREMIER INS CO	2/6/1866	7/3/1919	02, 03, 04, 05, 07	382	1,216	-
21ST CENTURY SECURITY INS CO	12/19/1951	10/16/1981	03, 04, 06	0	0	-
ACA FINANCIAL GUARANTY CORP	6/25/1986	3/16/1988	07	0	0	-
ACA INS CO	10/10/1997	5/20/2004	03, 04, 05, 07	969,259	894,635	-
ACADIA INS CO	4/2/1992	11/6/2008	03, 04, 05, 07	0	0	-
ACCEPTANCE CASUALTY INS CO	1/19/1920	7/10/1951	03, 04, 05, 07	0	0	-
ACCIDENT FUND GENERAL INS CO	6/20/2005	5/1/2009	06	316	0	-
ACCIDENT FUND INS CO OF AMERICA	11/10/1994	10/1/2002	06	55,735	32,116	-
ACCIDENT FUND NATIONAL INS CO	6/20/2005	5/1/2009	06	28,040	0	-
ACCREDITED SURETY AND CASUALTY CO, INC.	7/7/1971	7/16/1997	05, 07	39,403	1,742	-
ACE AMERICAN INS CO	11/1/1945	4/25/1968	02, 03, 04, 06, 07	7,822,845	4,159,385	-
ACE FIRE UNDERWRITERS INS CO	12/24/1941	8/29/1968	02, 03, 04, 06, 07	94,463	206,919	-
ACE PROPERTY AND CASUALTY INS CO	6/5/1819	12/18/1884	02, 03, 04, 06, 07	16,068,706	10,576,041	-
ACIG INS CO	1/25/1985	10/23/1995	03, 04, 06, 07	708	63	-
ACSTAR INS CO	11/23/1970	7/2/1973	02, 03, 04, 05, 07	18,559	22,556	-
ACUITY, A MUTUAL INS CO	8/1/1925	5/27/1981	03, 04, 05, 07	6,258,991	2,870,455	1
ADMIRAL INDEMNITY CO	4/6/1992	5/24/2001	03, 04, 05, 07	0	0	-
ADVANTA INS CO	6/19/1986	12/9/1997	03, 04, 05, 07	0	0	-
ADVANTAGE WORKERS COMPENSATION INS CO	9/4/1981	12/4/1984	06, 07	7,217,038	1,438,354	-
AEGIS SECURITY INS CO	5/25/1977	3/3/1986	02, 03, 04, 05, 07	45,488	9,043	-
AETNA INS CO OF CONNECTICUT	1/3/1990	2/11/1991	04, 05	265,584	169,239	-
AF&L INS CO	8/19/1987	3/4/1996	02	14,028	2,546	-
AFFILIATED FM INS CO	5/6/1949	6/2/1965	03, 04, 05, 07	2,101,777	643,826	-
AFFIRMATIVE INS CO	6/10/1983	5/28/1991	03, 04, 05, 07	0	0	-
AGCS MARINE INS CO	10/31/1961	10/5/1982	03, 04, 05	647,192	199,856	-
AGRI GENERAL INS CO	6/7/1983	10/25/1990	03, 04, 05	3,610,394	848,584	-
AIU INS CO	4/17/1851	4/1/1962	03, 04, 06, 07	0	(592)	-
ALAMANCE INS CO	11/30/1998	12/1/2007	03, 04, 06, 07	0	0	-
ALASKA NATIONAL INS CO	4/30/1979	3/22/1991	03, 04, 06, 07	2,176,054	1,270,113	-
ALEA NORTH AMERICA INS CO	6/30/1932	8/27/1984	02, 03, 04, 06, 07	0	(56,292)	-
ALLEGHENY CASUALTY CO	4/15/1936	12/19/1995	07	252,229	0	-
ALLIANCE INS CO, INC.	12/21/1959	3/27/1975	03, 04, 05, 07	454,739	35,724	-
ALLIANZ GLOBAL RISKS US INS CO	9/16/1977	12/31/1977	03, 04, 06, 07	2,351,980	860,270	-
ALLIED PROPERTY AND CASUALTY INS CO	4/29/1983	11/3/1989	03, 04, 05, 07	11,964,030	6,807,544	1
ALLIED WORLD NATIONAL ASSURANCE CO	9/12/1996	9/13/2007	03, 04, 05, 07	473,115	208,314	-
ALLIED WORLD REINS CO	8/18/1986	1/3/1995	03, 04, 05, 07	0	(18,460)	-
ALLMERICA FINANCIAL ALLIANCE INS CO	4/26/1995	10/13/1995	03, 04, 05, 07	0	0	-

Note 1: Source: National Association of Insurance Commissioners (NAIC). Complaints listed have been investigated by a state insurance department, given a resolution code and closed. Data is voluntarily supplied by state insurance departments and compiled and coded by the NAIC. Not all states provide complaint data to the NAIC. Please note that this database does not contain a complete record of all complaints filed and should not be used as the sole basis for insurance decisions. For more information about complaints, visit [http://www.doi.idaho.gov/company/complaint\\_statistics.aspx](http://www.doi.idaho.gov/company/complaint_statistics.aspx)

# Idaho Business Property and Casualty Insurers - Active 12/31/10

COMPANY NAME	INCORPORATION DATE	LICENSED DATE	LINES OF BUSINESS	IDAHO PREMIUMS WRITTEN	LOSSES INCURRED	IDAHO COMPLAINT COUNTS as of 12/31/2010 [Note 1]
ALLMERICA FINANCIAL BENEFIT INS CO	6/19/1976	6/4/1984	03, 04, 05, 07	0	0	-
ALLSTATE FIRE AND CASUALTY INS CO	9/6/1972	5/27/1981	03, 04, 05, 07	27,952,427	14,061,659	-
ALLSTATE INDEMNITY CO	7/7/1960	11/2/1961	03, 04, 06, 07	21,774,983	9,807,321	1
ALLSTATE INS CO	2/9/1931	5/9/1947	02, 03, 04, 06, 07	29,934,138	12,565,228	4
ALLSTATE PROPERTY AND CASUALTY INS CO	2/14/1985	6/15/2001	03, 04, 05, 07	22,754,869	10,337,106	2
ALLSTATE VEHICLE AND PROPERTY INS CO	8/20/1979	9/2/1982	03, 04, 05, 07	6,536	(714)	-
ALPHA PROPERTY & CASUALTY INS CO	12/19/1979	10/23/1995	02, 03, 04, 05	3,646,552	1,767,339	2
ALTERRA AMERICA INS CO	12/18/1919	4/1/1962	02, 03, 04, 05, 07	14,367	11,634	-
AMBAC ASSURANCE CORP	2/25/1970	2/19/1971	07	184	0	-
AMCO INS CO	12/31/1958	7/7/1965	03, 04, 06, 07	7,961,531	5,431,379	-
AMERICAN AGRI-BUSINESS INS CO	5/21/1948	12/5/2000	03, 05	14,747,456	9,902,544	-
AMERICAN ALTERNATIVE INS CORP	6/14/1995	7/31/1998	02, 03, 04, 06, 07	2,140,985	(4,129,187)	-
AMERICAN AUTOMOBILE INS CO	12/14/1911	10/24/1924	02, 03, 04, 06, 07	398,497	648,450	-
AMERICAN BANKERS INS CO OF FLORIDA	10/29/1947	11/21/1950	02, 03, 04, 05, 07	3,755,575	1,172,916	1
AMERICAN CASUALTY CO OF READING, PENNSYLVANIA	7/31/1902	10/20/1939	02, 03, 04, 06, 07	1,781,347	543,463	-
AMERICAN CENTENNIAL INS CO	3/25/1970	7/9/1975	02, 03, 04, 06, 07	0	0	-
AMERICAN COMMERCIAL INS CO	9/18/1946	6/19/1957	02, 03, 04, 05	2,790,534	1,746,537	1
AMERICAN COMPENSATION INS CO	12/6/1991	3/1/2008	06	15,700	0	-
AMERICAN CONCEPT INS CO	8/1/1974	8/24/1981	03, 04, 05	0	(1,080)	-
AMERICAN CONTRACTORS INDEMNITY CO	9/25/1990	2/23/1999	07	139,294	35,754	-
AMERICAN ECONOMY INS CO	9/23/1959	10/20/1965	02, 03, 04, 06, 07	3,565,174	646,708	-
AMERICAN EMPIRE INS CO	11/26/1979	8/26/1981	03, 04, 05, 07	0	0	-
AMERICAN EQUITY SPECIALTY INS CO	1/29/1997	7/21/1999	03, 04, 05	11,232	44,894	-
AMERICAN FAMILY HOME INS CO	1/28/1965	9/6/1983	03, 04, 05, 07	314,038	103,229	-
AMERICAN FAMILY MUTUAL INS CO	5/18/1927	4/5/2001	02, 03, 04, 06, 07	37,690,008	21,437,251	6
AMERICAN FARMERS & RANCHERS INS CO	11/13/1979	6/27/2000	03, 04, 05, 07	9,702	34,079	-
AMERICAN FARMERS & RANCHERS MUTUAL INS CO	1/1/1982	5/3/2005	03, 05	192,409	440,770	-
AMERICAN FIRE AND CASUALTY CO	1/1/1906	5/27/1981	03, 04, 06, 07	2,037,409	680,711	-
AMERICAN FUJI FIRE AND MARINE INS CO	10/6/1981	1/29/1992	02, 03, 04, 05, 07	0	0	-
AMERICAN GENERAL INDEMNITY CO	7/28/1986	9/11/1995	02, 03, 04, 05	0	28	-
AMERICAN GENERAL PROPERTY INS CO	9/25/1974	1/1/1975	03, 04, 05, 07	0	0	-
AMERICAN GUARANTEE AND LIABILITY INS CO	7/17/1939	12/12/1939	03, 04, 06, 07	2,834,904	601,011	-
AMERICAN HALLMARK INS CO OF TEXAS	2/17/1982	6/20/2005	03, 04, 05, 07	7,965,373	5,734,959	-
AMERICAN HARDWARE MUTUAL INS CO	5/25/1899	9/23/1927	02, 03, 04, 06, 07	2,295,277	752,098	-
AMERICAN HEALTHCARE INDEMNITY CO	10/3/1980	11/1/1989	03, 05, 07	0	0	-
AMERICAN HOME ASSURANCE CO	2/7/1899	4/1/1962	02, 03, 04, 06, 07	784,565	1,358,269	-
AMERICAN INS CO (THE)	2/20/1846	4/30/1901	02, 03, 04, 06, 07	1,349,725	830,138	-
AMERICAN INTERSTATE INS CO	12/21/1973	1/6/1997	03, 04, 06, 07	(10,790)	508	-
AMERICAN MANUFACTURERS MUTUAL INS CO	3/29/1837	6/1/1974	02, 03, 04, 06, 07	317	20,363	-
AMERICAN MERCURY INS CO	11/30/1962	10/11/1977	03, 04, 05, 07	244,438	227,400	-
AMERICAN MINING INS CO, INC.	2/7/1984	1/1/2009	03, 04, 06	155,148	79,299	-
AMERICAN MODERN HOME INS CO	1/25/1965	1/27/1975	02, 03, 04, 05, 07	1,708,724	416,153	-
AMERICAN MODERN SELECT INS CO	8/15/1980	5/20/2005	03, 04, 05	207,852	31,744	-
AMERICAN MOTORISTS INS CO	1/29/1926	10/15/1957	02, 03, 04, 06, 07	(523)	(10,791)	-
AMERICAN MUTUAL SHARE INS CORP	5/7/1974	3/1/1984	99	0	0	-
AMERICAN NATIONAL GENERAL INS CO	12/30/1980	6/25/1984	02, 03, 04, 05	234,808	95,765	-
AMERICAN NATIONAL PROPERTY AND CASUALTY CO	10/3/1973	11/7/1979	02, 03, 04, 06	1,573,792	(67,504)	-
AMERICAN RELIABLE INS CO	8/4/1952	8/18/1958	02, 03, 04, 05, 07	753,179	155,605	-



# Idaho Business Property and Casualty Insurers - Active 12/31/10

NAIC Data Current as of July 1,2011

COMPANY NAME	INCORPORATION DATE	LICENSED DATE	LINES OF BUSINESS	IDAHO PREMIUMS WRITTEN	LOSSES INCURRED	COMPLAINT COUNTS as of 12/31/2010 [Note 1]
AMERICAN ROAD INS CO (THE)	12/28/1959	10/11/1962	03, 04, 05, 07	208,360	3,864	-
AMERICAN SAFETY CASUALTY INS CO	6/8/1981	7/13/1982	03, 04, 06, 07	262,780	(39,179)	-
AMERICAN SECURITY INS CO	9/16/1983	12/30/1983	02, 03, 04, 05	4,624,142	818,649	1
AMERICAN SENTINEL INS CO	5/16/1956	2/23/2004	02, 03, 04, 06	33,788	13,300	-
AMERICAN SERVICE INS CO, INC.	3/11/1983	11/18/2004	03, 04, 05, 07	0	0	-
AMERICAN SOUTHERN HOME INS CO	7/29/1982	9/16/2005	03, 04, 05, 07	0	0	-
AMERICAN STANDARD INS CO OF WISCONSIN	4/5/1961	4/5/2001	03, 05	743,739	467,180	-
AMERICAN STATES INS CO	7/15/1929	11/26/1965	02, 03, 04, 06, 07	7,700,957	2,546,619	-
AMERICAN STATES PREFERRED INS CO	8/9/1979	8/18/1981	03, 04, 05	1,636,327	849,225	1
AMERICAN SUMMIT INS CO	12/1/1955	5/19/1966	03, 05, 07	47,839	20,389	-
AMERICAN SURETY CO	3/9/1964	3/18/1997	07	191	0	-
AMERICAN WEST INS CO	12/27/1990	6/29/1995	03, 04, 05, 07	0	0	-
AMERICAN ZURICH INS CO	8/19/1981	10/26/1982	03, 04, 06, 07	641,981	92,349	-
AMERIN GUARANTY CORP	6/18/1974	11/23/1981	09	0	0	-
AMERISURE MUTUAL INS CO	9/12/1912	9/1/1950	03, 04, 06, 07	32,382	8,996	1
AMEX ASSURANCE CO	1/30/1973	9/26/1980	02, 03, 04, 06, 07	663,558	184,798	-
AMGUARD INS CO	6/10/1982	1/1/2004	06	0	0	-
AMICA MUTUAL INS CO	3/1/1907	1/1/1973	03, 04, 05	1,543,638	1,194,245	-
AMTRUST INS CO OF KANSAS, INC.	1/10/1972	8/13/1992	03, 04, 06, 07	414,542	(253,918)	-
ARCH INDEMNITY INS CO	7/23/1969	12/15/1969	03, 04, 06, 07	0	0	-
ARCH INS CO	12/15/1971	4/15/1988	02, 03, 04, 06, 07	1,955,947	341,741	-
ARCH REINS CO	7/20/1995	1/1/2004	02, 03, 04, 06, 07	0	0	-
ARGONAUT GREAT CENTRAL INS CO	2/10/1948	9/1/2010	03, 04, 06, 07	0	0	-
ARGONAUT INS CO	5/21/1957	10/17/1957	02, 03, 04, 06, 07	2,406,000	921,152	-
ARGONAUT-MIDWEST INS CO	3/19/1962	11/17/1980	03, 04, 06, 07	257,792	17,385	-
ARIZONA AUTOMOBILE INS CO	2/25/2003	10/21/2009	05	0	0	-
ARMED FORCES INS EXCHANGE	12/1/1981	9/9/1986	03, 04, 05	176,660	208,535	-
ARROWOOD INDEMNITY CO	9/30/1910	3/31/1980	02, 03, 04, 06, 07	(284)	(3,925,112)	-
ASPEN AMERICAN INS CO	11/13/1990	6/1/1993	03, 04, 06, 07	0	9,144	-
ASSOCIATED INDEMNITY CORP	12/21/1922	1/2/1930	02, 03, 04, 06, 07	2,396,086	780,384	-
ASSOCIATED LOGGERS EXCHANGE	7/24/1979	7/24/1979	10	5,093,518	2,619,386	-
ASSURANCE CO OF AMERICA	10/22/1897	5/20/1970	03, 04, 06, 07	943,789	743,959	-
ASSURED GUARANTY CORP.	10/25/1985	11/5/2001	05, 07	0	0	-
ASSURED GUARANTY MUNICIPAL CORP.	3/16/1984	6/27/1988	07	0	0	-
ATHENA ASSURANCE CO	12/10/1982	9/6/1983	03, 04, 06, 07	0	(5,997)	-
ATLANTA INTERNATIONAL INS CO	12/18/1928	8/24/1950	03, 04, 06, 07	0	0	-
ATLANTIC SPECIALTY INS CO	6/27/1986	3/1/2005	02, 03, 04, 06, 07	16,467	1,162,497	-
ATRADIUS TRADE CREDIT INS, INC.	1/14/1993	10/5/1998	05	0	0	-
AUSTIN MUTUAL INS CO	6/11/1896	10/15/1999	03, 04, 05	1,144,029	836,721	-
AUTOMOBILE INS CO OF HARTFORD, CONNECTICUT (THE)	8/9/1968	4/16/1970	02, 03, 04, 06, 07	2,641,292	994,847	1
AUTOONE INS CO	5/11/1988	3/22/2006	03, 05	5,257	(3,728)	-
AUTO-OWNERS INS CO	7/1/1916	12/1/2005	02, 03, 04, 06, 07	14,781,717	8,023,334	1
AVEMCO INS CO	3/14/1960	4/24/1964	02, 03, 04, 05, 07	370,321	(25,966)	-
AXA ART INS CORP	9/17/1986	3/20/1991	03, 04, 05	83,810	(388)	-
AXA INS CO	11/23/1990	1/1/1991	03, 04, 06, 07	(82,261)	1,184,412	-
AXIS INS CO	9/25/1979	1/11/1982	02, 03, 04, 06, 07	404,128	53,340	-
AXIS REINS CO	7/25/1991	11/5/1992	03, 04, 05, 07	226,090	38	1
AXIS SPECIALTY INS CO	1/12/1983	3/25/2010	02,	(4)	(76,371)	-

# Idaho Business Property and Casualty Insurers - Active 12/31/10

COMPANY NAME	INCORPORATION DATE	LICENSED DATE	LINES OF BUSINESS	IDAHO PREMIUMS WRITTEN	LOSSES INCURRED	IDAHO COMPLAINT COUNTS as of 12/31/2010 [Note 1]
BADGER MUTUAL INS CO	6/6/1891	5/12/2008	03, 04, 05, 07	330,247	35,759	-
BALBOA INS CO	2/16/1948	8/25/1955	02, 03, 04, 05, 07	1,240,200	382,267	-
BANCINSURE, INC.	3/7/1985	10/26/1995	03, 04, 06, 07	396,049	250,218	-
BANKERS INS CO	5/11/1976	9/8/1995	03, 04, 05, 07	40,377	16,586	-
BANKERS STANDARD FIRE AND MARINE CO	10/29/1943	6/7/1944	03, 04, 06	0	(76)	-
BANKERS STANDARD INS CO	5/19/1962	8/30/1972	02, 03, 04, 06, 07	111,680	(1,727)	-
BAR PLAN MUTUAL INS CO (THE)	11/21/1985	3/25/2004	07	0	0	-
BCS INS CO	12/5/1950	4/22/1970	02, 03, 04, 05, 07	2,291,617	581,563	-
BEAZLEY INS CO, INC.	8/29/1978	10/28/1981	02, 03, 04, 05, 07	1,719,720	478,776	-
BENCHMARK INS CO	6/30/1964	8/25/1966	02, 03, 04, 05, 07	48,076	16,348	-
BERKLEY INS CO	12/18/1975	7/13/1982	02, 03, 04, 06, 07	331,500	54,645	-
BERKLEY NATIONAL INS CO	9/30/1980	6/1/2008	02, 03, 04, 06, 07	0	0	-
BERKLEY REGIONAL INS CO	12/17/1985	4/29/1988	02, 03, 04, 06, 07	496,113	(4,665)	-
BERKSHIRE HATHAWAY ASSURANCE CORP	12/21/2007	4/4/2008	07	0	0	-
BERKSHIRE HATHAWAY HOMESTATE INS CO	12/01/1970	11/25/1996	03, 04, 06, 07	1,170,813	94,816	-
BITUMINOUS CASUALTY CORP	7/23/1928	9/24/1963	03, 04, 06, 07	615,157	248,258	-
BITUMINOUS FIRE & MARINE INS CO	10/1/1942	9/20/1963	03, 04, 06, 07	172,467	40,015	-
BOND SAFEGUARD INS CO	6/15/1971	11/28/2006	07	(1,276)	31,991	-
BRISTOL WEST INS CO	2/9/1968	12/16/1968	02, 03, 04, 05, 07	4,327,215	2,052,272	1
BROTHERHOOD MUTUAL INS CO	9/20/1935	4/1/1999	02, 03, 04, 06, 07	552,752	157,857	-
C.P.A. INS CO	9/16/1915	6/27/1996	04, 05	2,574	(694)	-
CALIFORNIA CAPITAL INS CO	5/28/1898	6/26/1981	03, 04, 05	0	0	-
CALIFORNIA CASUALTY GENERAL INS CO OF OREGON	9/26/1977	7/18/1987	03, 04, 05	0	0	-
CALIFORNIA CASUALTY INDEMNITY EXCHANGE	1/19/1914	1/2/1962	03, 04, 05	2,917,264	1,436,187	-
CALIFORNIA CASUALTY INS CO	10/20/1967	10/5/1987	03, 04, 05	5,293	(4,817)	-
CALIFORNIA INS CO	2/1/1965	6/16/1982	02, 03, 04, 06, 07	1,222,257	200,633	-
CAMDEN FIRE INS ASSOCIATION (THE)	3/12/1841	4/1/1921	03, 04, 05	0	0	-
CAMICO MUTUAL INS CO	3/6/1986	12/1/1995	05	328,305	66,163	-
CANAL INS CO	2/27/1939	6/4/1958	03, 04, 05	795,983	482,503	-
CAPITOL INDEMNITY CORP	3/12/1841	5/2/1973	02, 03, 04, 06, 07	436,359	528,100	-
CAPSON PHYSICIANS INS CO	3/9/1961	7/24/1996	03, 04, 06, 07	0	0	-
CAROLINA CASUALTY INS CO	4/18/1951	5/4/1966	02, 03, 04, 06, 07	757,264	590,974	-
CASTLEPOINT NATIONAL INS CO	8/26/1981	3/1/1984	03, 04, 05, 07	7,957	74,061	-
CASUALTY UNDERWRITERS INS CO	5/30/1986	12/30/1992	03, 05	365,910	171,804	-
CATERPILLAR INS CO	2/7/1963	11/21/2000	03, 04, 06, 07	2,266,856	388,511	-
CATLIN INS CO, INC.	4/19/1913	3/5/2009	02, 03, 04, 05, 07	1,490,148	392,531	-
CEM INS CO	12/15/1982	11/20/2003	03, 04, 05, 07	0	0	-
CENSTAT CASUALTY CO	5/31/2002	5/26/2009	05	0	0	-
CENTRAL STATES INDEMNITY CO OF OMAHA	5/20/1977	10/28/1983	02, 03, 04, 05	696,376	70,779	1
CENTRE INS CO	10/31/1969	7/28/1981	02, 03, 04, 06, 07	0	0	-
CENTURION CASUALTY CO	2/9/1983	7/21/1989	02, 03, 04, 05, 07	56,599	25,907	-
CENTURY INDEMNITY CO	7/2/1963	8/25/1969	02, 03, 04, 06, 07	0	(740,672)	-
CENTURY-NATIONAL INS CO	6/23/1956	12/30/1980	03, 04, 05	10,937	1,083	-
CHARTER OAK FIRE INS CO (THE)	4/29/1931	4/29/1936	02, 03, 04, 06, 07	4,645,313	3,236,062	-
CHARTIS CASUALTY CO	11/26/1946	1/23/1992	03, 04, 06	8,767	(58,339)	-
CHARTIS PROPERTY CASUALTY CO	5/17/1871	8/21/1952	02, 03, 04, 06, 07	4,075,148	932,928	-
CHEROKEE INS CO	7/26/1946	10/23/1973	03, 04, 05, 07	0	0	-
CHICAGO INS CO	7/2/1956	9/1/1964	03, 04, 05	174,396	336,685	-

# Idaho Business

## Property and Casualty Insurers - Active 12/31/10

COMPANY NAME	INCORPORATION DATE	LICENSED DATE	LINES OF BUSINESS	IDAHO PREMIUMS WRITTEN	LOSSES INCURRED	IDAHO COMPLAINT COUNTS as of 12/31/2010 [Note 1]
CHUBB INDEMNITY INS CO	11/3/1922	1/23/1997	03, 04, 06, 07	90,579	71,170	-
CHUBB NATIONAL INS CO	1/27/1993	1/23/1997	02, 03, 04, 06, 07	0	0	-
CHURCH MUTUAL INS CO.	3/4/1897	5/13/1971	03, 04, 06, 07	1,090,472	256,318	-
CIFG ASSURANCE NORTH AMERICA, INC.	3/5/2003	6/30/2003	07	0	0	-
CIM INS CORP	9/9/1965	4/1/1966	03, 04, 05, 07	0	0	-
CINCINNATI CASUALTY CO	12/27/1972	1/1/1998	03, 04, 06, 07	5,257	124	-
CINCINNATI INDEMNITY CO (THE)	5/19/1988	1/1/1998	03, 04, 06, 07	0	0	-
CINCINNATI INS CO (THE)	8/2/1950	5/4/1984	03, 04, 06, 07	21,448,871	5,489,566	1
CIVIL SERVICE EMPLOYEES INS CO	11/25/1949	9/10/1957	03, 04, 06, 07	208	0	-
CLAREMONT LIABILITY INS CO	11/19/1987	3/1/2000	02, 05	0	0	-
CLARENDON NATIONAL INS CO	7/21/1941	10/18/1952	02, 03, 04, 06, 07	0	2,456,467	-
CLEARWATER INS CO	5/15/1974	9/4/1991	03, 04, 05, 07	(2)	(236)	-
CLEARWATER SELECT INS CO	10/14/1993	7/16/1996	02, 03, 04, 06, 07	0	0	-
CLERMONT INS CO	1/1/1977	12/23/1998	03, 04, 05, 07	0	0	-
CMG MORTGAGE ASSURANCE CO	3/3/1969	7/28/2000	09	0	0	-
CMG MORTGAGE INS CO	12/30/1980	10/23/1981	09	570,523	990,746	-
COFACE NORTH AMERICA INS CO	10/7/1974	12/17/2008	03, 04, 05, 07	562,254	(35,003)	-
COLISEUM REINS CO	1/9/1978	10/5/1987	02, 03, 04, 05, 07	0	0	-
COLONIAL AMERICAN CASUALTY AND SURETY CO	5/24/1977	10/15/1996	03, 04, 05, 07	3,145	(160)	-
COLONIAL SURETY CO	3/19/1930	11/22/2002	05, 07	11,981	2,119	-
COLONY SPECIALTY INS CO	12/20/1978	3/2/2000	03, 04, 05	140,675	2,616	-
COLORADO CASUALTY INS CO	4/24/1980	8/12/1994	03, 04, 05	0	(54,831)	-
COLUMBIA INS CO	1/28/1970	9/6/1973	03, 04, 05, 07	0	(11)	-
COLUMBIA MUTUAL INS CO	6/3/1940	10/29/1991	03, 04, 05, 07	0	0	-
COMMERCE AND INDUSTRY INS CO	12/11/1957	7/19/1965	03, 04, 06, 07	500,160	611,998	-
COMMERCIAL CASUALTY INS CO	3/21/1986	1/1/1996	06	0	0	-
COMMONWEALTH INS CO OF AMERICA	10/1/1994	9/24/2001	03, 04, 05	18,618	(18,264)	-
COMPANION COMMERCIAL INS CO	2/26/1997	6/1/2007	03, 04, 06, 07	3,698	1,726	-
COMPANION PROPERTY AND CASUALTY INS CO	2/13/1984	6/1/2007	03, 04, 06, 07	69,266	88,711	-
COMPWEST INS CO	4/28/2004	7/1/2007	06	31,736	22,007	-
CONSTITUTION INS CO	2/10/1992	12/16/1993	03, 04, 06, 07	0	0	-
CONSUMERS INSURANCE USA, INC.	8/9/1994	11/19/2009	03, 04, 05	9,634	0	-
CONTINENTAL CASUALTY CO	11/29/1897	6/30/1948	02, 03, 04, 06, 07	21,644,195	9,787,477	-
CONTINENTAL HERITAGE INS CO	3/11/1980	11/26/1985	07	36,136	101	-
CONTINENTAL INDEMNITY CO	12/9/1986	10/27/1992	03, 04, 05	0	0	-
CONTINENTAL INS CO (THE)	1/7/1853	12/31/1977	02, 03, 04, 06, 07	882,434	952,841	-
CONTINENTAL WESTERN INS CO	4/1/1968	12/4/1970	03, 04, 06, 07	8,153,868	9,227,919	-
CONTRACTORS BONDING AND INS CO	9/24/1979	4/2/1984	03, 05, 07	568,242	203,546	-
COPIC INS CO	4/11/1984	12/31/2001	05	0	0	-
COREPOINTE INS CO	12/30/1964	6/18/1965	03, 04, 06, 07	7,066	20	-
COUNTRY CASUALTY INS CO	1/23/1964	1/29/1999	03, 04, 05, 07	10,464	100	-
COUNTRY MUTUAL INS CO	10/26/1925	1/29/1999	03, 04, 05, 07	121,644	31,360	-
COUNTRY PREFERRED INS CO	5/19/1953	10/19/1967	03, 04, 06, 07	65,404	26,485	-
COURTESY INS CO	12/21/1987	8/18/1998	03, 04, 07	117,181	69,126	-
CRANBROOK INS CO	4/16/1987	3/1/2008	03, 04, 05	2,550	0	-
CRUM & FORSTER INDEMNITY CO	7/24/2003	12/29/2003	03, 04, 06, 07	0	(344)	-
CSE SAFEGUARD INS CO	4/20/1984	3/1/1988	03, 04, 05, 07	0	0	-
CUMIS INS SOCIETY, INC.	3/25/1960	1/25/1963	02, 03, 04, 05, 07	3,749,315	1,135,553	-

# Idaho Business Property and Casualty Insurers - Active 12/31/10

COMPANY NAME	INCORPORATION DATE	LICENSED DATE	LINES OF BUSINESS	IDAHO PREMIUMS WRITTEN	LOSSES INCURRED	IDAHO COMPLAINT COUNT'S as of 12/31/2010 [Note 1]
CYPRESS INS CO	10/17/1962	7/1/1997	06	452	1,074	-
DAIRYLAND INS CO	1/8/1953	9/3/1965	02, 03, 04, 05, 07	1,472,933	607,145	-
DAKOTA FIRE INS CO	8/23/1957	8/17/1992	03, 04, 05, 07	1,743,512	457,615	-
DAKOTA TRUCK UNDERWRITERS	11/20/1989	11/1/2010	03, 06, 07	0	0	-
DALLAS NATIONAL INS CO	12/22/1987	1/1/1996	06	383,365	169,034	-
DANIELSON NATIONAL INS CO	10/28/1974	6/15/1979	03, 04, 06, 07	145,282	4,859	-
DARWIN NATIONAL ASSURANCE CO	1/14/1972	10/30/1981	03, 04, 05, 07	495,456	90,525	-
DEALERS ASSURANCE CO	8/2/1935	11/16/2001	05	7,728	1,285	-
DENTISTS BENEFITS INS CO	6/17/1985	8/10/2004	03, 05	0	0	-
DENTISTS INS CO (THE)	11/1/1979	11/22/2002	03, 05	0	0	-
DEPOSITORS INS CO	8/24/1983	12/18/1987	03, 04, 06	1,659,800	201,119	-
DEVELOPERS SURETY AND INDEMNITY CO	10/10/1936	8/12/1988	03, 04, 05, 07	795,694	75,207	-
DIAMOND STATE INS CO	2/20/1981	8/14/1991	03, 04, 05, 07	183,644	144,268	-
DIRECT NATIONAL INS CO	1/18/1945	9/14/1959	05	0	0	-
DISCOVER PROPERTY & CASUALTY INS CO	12/20/1978	8/13/1981	02, 03, 04, 06, 07	272,109	(238,884)	-
DOCTORS' CO, AN INTERINS EXCHANGE (THE)	4/15/1976	9/28/1989	02, 03, 04, 05	5,585,959	1,409,174	-
DORINCO REINS CO	3/8/1977	8/16/1991	03, 04, 05, 07	7,512	0	-
EAGLE WEST INS CO	10/14/1960	10/19/2006	03, 04, 05	0	0	-
EASTGUARD INS CO	7/1/1827	1/1/2004	06	283	57	-
ECONOMY FIRE & CASUALTY CO	1/30/1935	7/8/1988	02, 03, 04, 05, 07	0	(1)	-
ECONOMY PREFERRED INS CO	5/29/1979	7/8/1988	02, 03, 04, 05, 07	0	0	-
ECONOMY PREMIER ASSURANCE CO	12/15/1980	7/8/1988	03, 04, 05	0	0	-
ELECTRIC INS CO	4/21/1966	11/7/1972	02, 03, 04, 06, 07	235,908	149,450	-
EMPIRE FIRE AND MARINE INS CO	3/4/1954	12/19/1957	02, 03, 04, 05, 07	608,641	(138,441)	-
EMPLOYERS COMPENSATION INS CO	5/16/2002	7/3/2003	06	4,989,029	10,732,814	-
EMPLOYERS' FIRE INS CO (THE)	1/21/1921	5/18/1944	02, 03, 04, 06, 07	338,987	443,657	-
EMPLOYERS INS CO OF NEVADA	12/1/1999	6/1/2008	06	0	0	-
EMPLOYERS INS CO OF WAUSAU	8/21/1911	5/24/1940	02, 03, 04, 06, 07	3,503,136	3,032,081	-
EMPLOYERS MUTUAL CASUALTY CO	3/19/1911	12/16/1941	02, 03, 04, 06, 07	4,897,969	2,378,104	1
EMPLOYERS PREFERRED INS CO	3/6/1995	10/1/2010	06	0	0	-
ENCOMPASS INDEMNITY CO	1/25/1984	12/5/2002	03, 04, 05, 07	0	(13,140)	-
ENDURANCE AMERICAN INS CO	3/21/1996	11/10/1997	03, 04, 05, 07	175,000	103,745	-
ENDURANCE REINS CORP OF AMERICA	3/15/2007	1/30/2008	02, 03, 04, 06, 07	0	0	-
ENDURANCE RISK SOLUTIONS ASSURANCE CO.	6/6/1986	12/14/1987	03, 04, 05, 07	0	0	-
ENUMCLAW PROPERTY AND CASUALTY INS CO	1/25/2002	10/30/2003	03, 04, 05, 07	814,647	297,392	-
EQUITY INS CO	1/1/1965	1/28/2005	03, 04, 05	0	0	-
ESSENT GUARANTY INC.	11/14/2008	2/2/2010	09	262	0	-
ESSENTIA INS CO	4/27/1979	11/30/1982	03, 04, 05	1,115,148	163,577	-
ESURANCE INS CO OF NEW JERSEY	9/22/1919	5/23/1940	03, 04, 06, 07	0	0	-
EULER HERMES AMERICAN CREDIT INDEMNITY CO	4/28/1893	11/30/2006	05	369,052	284,923	-
EVEREST NATIONAL INS CO	11/12/1985	12/17/1987	02, 03, 04, 06, 07	806,292	(53,206)	-
EVEREST REINS CO	6/13/1973	9/15/1976	02, 03, 04, 07	0	0	-
EVERGREEN NATIONAL INDEMNITY CO	12/30/1939	10/3/1983	03, 04, 05, 07	11,748	3,733	-
EVERSPAN FINANCIAL GUARANTEE CORP.	1/11/1968	9/4/1969	07	0	0	-
EXCALIBUR REINS CORP	12/1/1980	12/17/1991	02, 03, 04, 06, 07	0	0	-
EXCESS SHARE INS CORP	8/17/1993	12/13/1995	05	17,336	0	-
EXECUTIVE RISK INDEMNITY INC.	9/23/1977	2/7/1995	02, 03, 04, 06, 07	526,330	(1,245,469)	-
EXPLORER INS CO	12/8/1981	5/31/1991	03, 04, 06, 07	1,141	(6,464)	-

# Idaho Business Property and Casualty Insurers - Active 12/31/10

COMPANY NAME	INCORPORATION DATE	LICENSED DATE	LINES OF BUSINESS	IDAHO PREMIUMS WRITTEN	LOSSES INCURRED	IDAHO COMPLAINT COUNTS as of 12/31/2010 [Note 1]
FACTORY MUTUAL INS CO	10/31/1835	6/30/1968	03, 04, 05, 07	11,423,773	7,514,501	-
FAIRFIELD INS CO	7/31/1991	10/13/1995	02, 03, 04, 06, 07	0	(8,000)	-
FAIRMONT INS CO	4/10/1970	3/1/1984	03, 04, 06, 07	0	0	-
FAIRMONT PREMIER INS CO	7/1/1941	2/18/1947	02, 03, 04, 06, 07	0	(22)	-
FAIRMONT SPECIALTY INS CO	8/1/1923	12/31/1980	02, 03, 04, 06, 07	0	13	-
FARM BUREAU MUTUAL INS CO OF IDAHO	4/27/1947	5/1/1947	02, 03, 04, 06, 07	113,914,750	68,687,396	2
FARMERS ALLIANCE MUTUAL INS CO	7/20/1888	10/30/1974	03, 04, 05, 07	6,607,991	3,388,695	1
FARMERS INS CO OF IDAHO	10/19/1969	12/10/1969	02, 03, 04, 06, 07	89,512,267	42,431,119	7
FARMERS INS EXCHANGE	4/6/1928	1/1/1930	02, 03, 04, 06, 07	18,011,862	7,353,543	1
FARMERS MUTUAL HAIL INS CO OF IOWA	3/5/1893	6/19/1958	04	0	0	-
FARMERS UNION MUTUAL INS CO	12/4/1959	3/20/2007	03, 04, 05	0	0	-
FARMINGTON CASUALTY CO	8/24/1982	7/8/1983	02, 03, 04, 06, 07	3,376	2,975	-
FARMLAND MUTUAL INS CO	3/22/1909	10/23/1990	03, 04, 06, 07	1,306,221	(115,116)	-
FEDERAL INS CO	2/15/1901	3/28/1940	02, 03, 04, 06, 07	12,375,217	3,816,157	-
FEDERATED MUTUAL INS CO	1/19/1904	4/1/1921	02, 03, 04, 06, 07	1,478,026	76,100	-
FEDERATED RURAL ELECTRIC INS EXCHANGE	5/14/1957	12/10/1979	02, 03, 04, 06, 07	1,670,520	602,780	-
FEDERATED SERVICE INS CO	6/6/1972	10/22/1974	03, 04, 06, 07	695,347	540,225	-
FIDELITY AND DEPOSIT CO OF MARYLAND	10/14/1980	12/24/1981	03, 04, 05, 07	1,624,950	1,072,582	-
FIDELITY AND GUARANTY INS CO	3/1/1977	3/19/1979	03, 04, 06, 07	138,628	(416,256)	-
FIDELITY AND GUARANTY INS UNDERWRITERS, INC.	7/6/1951	11/17/1955	03, 04, 06, 07	0	17,014	-
FIDELITY NATIONAL INS CO	4/26/1990	4/22/2008	03, 04, 05, 07	0	0	-
FIDELITY NATIONAL PROPERTY AND CASUALTY INS CO	6/7/1971	6/14/1988	03, 04, 05, 07	501,229	69,019	-
FINANCIAL AMERICAN PROPERTY AND CASUALTY INS CO	3/14/1961	10/6/1972	02, 03, 04, 06, 07	0	0	-
FINANCIAL CASUALTY & SURETY, INC.	8/7/1989	10/21/2004	07	74,703	(358)	-
FINANCIAL GUARANTY INS CO	4/10/1972	11/7/1984	07	0	0	-
FINANCIAL INDEMNITY CO	12/19/1945	11/22/1961	02, 03, 05, 07	202,546	57,576	1
FINANCIAL PACIFIC INS CO	7/22/1986	6/19/1996	03, 04, 05, 07	3,960	0	-
FIRE INS EXCHANGE	11/20/1942	6/20/1943	03, 04, 05, 07	0	0	-
FIREMAN'S FUND INS CO	9/9/1864	9/19/1918	02, 03, 04, 06, 07	6,589,245	988,693	-
FIREMENS INS CO OF WASHINGTON, D.C.	3/3/1837	3/1/2007	03, 04, 06, 07	0	0	-
FIRST AMERICAN PROPERTY & CASUALTY INS CO	10/17/1977	3/19/1991	03, 04, 05	2,663	0	-
FIRST COLONIAL INS CO	2/17/1987	4/23/1998	04, 05	273,288	106,573	-
FIRST DAKOTA INDEMNITY CO	11/7/1995	11/1/2010	06, 07	0	0	-
FIRST FINANCIAL INS CO	4/29/1970	9/9/1977	03, 06, 07	0	0	-
FIRST LIBERTY INS CORP (THE)	6/16/1989	5/23/1991	02, 03, 04, 06, 07	328,455	190,530	-
FIRST MERCURY CASUALTY CO	1/31/1961	12/30/1977	03, 04, 05	0	0	-
FIRST NATIONAL INS CO OF AMERICA	10/5/1928	11/20/1928	03, 04, 06, 07	1,474,960	1,595,423	-
FIRST NONPROFIT INS CO	1/1/1978	11/1/2009	03, 04, 06, 07	0	0	-
FIRST SEALORD SURETY, INC.	12/17/1991	8/6/2009	07	0	0	-
FIRSTCOMP INS CO	12/17/1986	8/3/1992	05	0	0	-
FLORISTS' MUTUAL INS CO	6/1/1887	10/3/1988	03, 04, 06, 07	100,185	77,088	-
FOREMOST INS CO	5/20/1952	9/2/1957	02, 03, 04, 06, 07	8,566,158	3,287,710	2
FOREMOST PROPERTY AND CASUALTY INS CO	4/27/1984	7/2/1992	03, 04, 06, 07	618,157	211,075	-
FORTRESS INS CO	4/30/1997	8/20/2002	05	17,704	4,896	-
FRANKENMUTH MUTUAL INS CO	9/15/1921	6/7/1999	03, 04, 05, 07	0	0	-
FREEDOM SPECIALTY INS CO	5/21/1929	12/10/1959	03, 04, 05, 07	0	0	-
GARRISON PROPERTY AND CASUALTY INS CO	12/1/1900	10/25/2004	03, 04, 05	2,557,817	2,033,537	-
GATEWAY INS CO	5/21/1986	7/21/1997	03, 04, 05	19,984	38,977	-

# Idaho Business Property and Casualty Insurers - Active 12/31/10

NAIC Data Current as of July 1, 2011

COMPANY NAME	INCORPORATION DATE	LICENSED DATE	LINES OF BUSINESS	IDAHO PREMIUMS WRITTEN	LOSSES INCURRED	IDAHO COMPLAINT COUNTS as of 12/31/2010 [Note 1]
GEICO CASUALTY CO	8/31/1982	4/24/1984	03, 04, 05	687,092	359,121	-
GEICO GENERAL INS CO	5/15/1934	12/31/1978	03, 04, 05, 07	24,172,440	14,178,129	2
GEICO INDEMNITY CO	5/12/1961	8/4/1961	03, 05	17,684,149	8,924,551	2
GEW STATE INS CO	3/10/1910	1/1/1910	03, 04, 05	3,747,946	2,064,307	-
GENERAL CASUALTY CO OF WISCONSIN	5/12/1925	1/6/1993	03, 04, 06, 07	489,117	(81,215)	-
GENERAL FIDELITY INS CO	3/17/1987	7/1/1987	02, 03, 04, 05	0	17,063	-
GENERAL INS CO OF AMERICA	3/20/1923	6/9/1923	03, 04, 06, 07	1,522,533	1,952,544	-
GENERAL REINS CORP	10/6/1970	4/1/1971	02, 03, 04, 05, 07	154,363	994,978	-
GENERAL SECURITY NATIONAL INS CO	5/15/1980	11/19/1984	03, 04, 05, 07	0	0	-
GENERAL STAR NATIONAL INS CO	9/10/1864	12/18/1922	03, 04, 05, 07	103,091	24,000	-
GENERALI - U.S. BRANCH	12/23/1952	11/30/1990	02, 03, 04, 05, 07	5,557	0	-
GENESIS INS CO	4/6/1976	12/30/1987	02, 03, 04, 06, 07	0	(107,000)	-
GENWORTH FINANCIAL ASSURANCE CORP	6/12/1992	11/9/2007	05	0	0	-
GENWORTH HOME EQUITY INS CORP	7/19/1982	7/30/1991	09	0	0	-
GENWORTH MORTGAGE INS CORP	5/12/1980	4/7/1981	09	4,049,071	18,540,701	-
GENWORTH MORTGAGE INS CORP OF NORTH CAROLINA	2/20/1961	10/15/1981	09	0	0	-
GENWORTH RESIDENTIAL MORTGAGE ASSURANCE CORP	8/11/1961	8/16/1962	09	0	0	-
GENWORTH RESIDENTIAL MORTGAGE INS CORP OF NORTH CAROLINA	11/15/1972	9/15/1977	09	11,109	2,450	-
GEOVERA INS CO	3/24/1997	4/19/2005	03, 05	0	0	-
GLOBAL REINS CORP OF AMERICA	7/30/1940	8/28/1984	03, 04, 05, 07	0	(9,808)	-
GMAC INS CO ONLINE, INC.	4/6/2000	2/23/2004	03, 04, 05	0	0	-
GOVERNMENT EMPLOYEES INS CO	11/19/1937	8/22/1955	03, 04, 05, 07	9,299,690	5,224,711	-
GRAMERCY INS CO	11/1/1979	6/13/2006	02, 03, 04, 05, 07	0	0	-
GRANGE INS ASSOCIATION	8/6/1931	5/22/1953	03, 04, 05, 07	4,245,735	2,412,106	1
GRANITE RE. INC.	11/13/1986	3/13/2009	03, 05, 07	3,029	835	-
GRANITE STATE INS CO	1/27/1865	2/10/1928	02, 03, 04, 06, 07	827,505	306,227	-
GRAY INS CO (THE)	11/18/1977	12/14/1999	03, 04, 06, 07	0	0	-
GREAT AMERICAN ALLIANCE INS CO	9/11/1945	10/6/1948	03, 04, 06, 07	363,396	51,088	-
GREAT AMERICAN ASSURANCE CO	3/23/1905	5/11/1973	03, 04, 06, 07	1,188,215	560,099	-
GREAT AMERICAN INS CO	3/7/1872	9/30/1976	03, 04, 06, 07	4,852,819	1,916,537	-
GREAT AMERICAN INS CO OF NEW YORK	8/22/1947	4/1/1948	03, 04, 06, 07	856,296	117,418	-
GREAT AMERICAN SECURITY INS CO	7/1/1987	3/18/1991	03, 04, 06, 07	0	0	-
GREAT AMERICAN SPIRIT INS CO	4/5/1988	9/17/1991	03, 04, 06, 07	10,213	(202)	-
GREAT DIVIDE INS CO	4/29/1986	9/26/1994	02, 03, 04, 06, 07	16,510	499	-
GREAT MIDWEST INS CO	10/8/1985	9/1/1999	02, 03, 04, 05, 07	0	0	-
GREAT NORTHERN INS CO	3/26/1952	9/4/1969	03, 04, 06, 07	1,086,037	154,660	-
GREAT NORTHWEST INS CO	9/15/1986	12/8/2006	03, 04, 05	342,314	203,665	-
GREAT WEST CASUALTY CO	3/22/1956	1/14/1965	03, 04, 06, 07	11,193,843	4,893,924	-
GREATER NEW YORK MUTUAL INS CO	8/29/1927	12/24/1963	03, 04, 06, 07	0	0	-
GREENWICH INS CO	2/18/1946	8/25/1955	02, 03, 04, 06, 07	661,391	10,689,049	-
GUARANTEE CO OF NORTH AMERICA USA (THE)	1/23/1990	10/1/1999	07	118,956	(72,805)	-
GUARANTEE INS CO	8/16/1978	12/31/1978	02, 03, 04, 05	0	0	-
GUIDEONE AMERICA INS CO	4/8/1983	12/23/1999	03, 04, 05, 07	0	0	-
GUIDEONE ELITE INS CO	7/19/1983	6/16/1988	03, 04, 05, 07	485,616	83,766	-
GUIDEONE MUTUAL INS CO	12/26/1946	7/21/1954	02, 03, 04, 06, 07	443,672	175,294	-
GUIDEONE SPECIALTY MUTUAL INS CO	7/10/1948	1/16/1958	03, 04, 05, 07	25,096	4,322	-
HALLMARK INS CO	6/21/1988	7/24/1992	03, 04, 05, 07	941,824	515,766	2
HANOVER AMERICAN INS CO (THE)	6/8/1989	7/5/1996	03, 04, 05, 07	0	0	-

# Idaho Business Property and Casualty Insurers - Active 12/31/10

COMPANY NAME	INCORPORATION DATE	LICENSED DATE	LINES OF BUSINESS	IDAHO PREMIUMS WRITTEN	LOSSES INCURRED	IDAHO COMPLAINT COUNTS as of 12/31/2010 [Note 1]
HANOVER INS CO (THE)	4/15/1852	1/1/1973	02, 03, 04, 06, 07	355,512	1,746	-
HARCO NATIONAL INS CO	10/28/1992	12/1/1994	03, 04, 06, 07	53,512	23,057	-
HARLEYSVILLE INS CO	6/9/1930	8/18/1987	03, 04, 05, 07	45,201	0	-
HARLEYSVILLE MUTUAL INS CO	10/9/1917	1/1/2001	03, 04, 06, 07	6,760	0	-
HARTFORD ACCIDENT AND INDEMNITY CO	5/8/1913	7/18/1919	02, 03, 04, 06, 07	471,910	175,773	-
HARTFORD CASUALTY INS CO	5/5/1987	7/1/1987	02, 03, 04, 06, 07	3,479,684	713,259	1
HARTFORD FIRE INS CO	5/1/1810	7/29/1919	02, 03, 04, 06, 07	3,328,818	306,652	-
HARTFORD INS CO OF THE MIDWEST	9/11/1979	12/8/1983	03, 04, 06, 07	6,902,847	3,428,334	3
HARTFORD STEAM BOILER INSPECTION AND INS CO (THE)	6/30/1866	1/13/1906	03, 04, 05	324,730	74,060	-
HARTFORD STEAM BOILER INSPECTION AND INS CO OF CONNECTICUT	7/22/1988	6/11/2002	03, 04, 05	0	0	-
HARTFORD UNDERWRITERS INS CO	12/23/1978	7/1/1988	03, 04, 06, 07	4,261,033	1,992,765	-
HDI-GERLING AMERICA INS CO	3/2/2007	11/6/2008	03, 04, 05, 07	162,914	9,151	-
HERITAGE CASUALTY INS CO	6/4/1974	1/16/1984	02, 03, 04, 05, 07	0	0	-
HERITAGE INDEMNITY CO	1/25/1979	8/18/1981	02, 03, 04, 05	393,733	161,265	-
HIGHMARK CASUALTY INS CO	6/22/1977	10/14/1997	05	0	0	-
HISCOX INS CO INC.	11/26/1952	8/10/1954	02, 03, 04, 05, 07	34,887	13,960	-
HOLYOKE MUTUAL INS CO IN SALEM	3/14/1843	9/2/2009	03, 04, 05	68,226	14,000	-
HOMESITE INS CO	1/31/1985	9/12/1988	02, 03, 04, 05, 07	933,710	229,283	1
HORACE MANN INS CO	8/28/1963	12/16/1978	03, 04, 05, 07	974,452	417,856	1
HORACE MANN PROPERTY & CASUALTY INS CO	3/25/1965	5/26/1988	03, 05	1,380,558	521,291	-
HOUSING AUTHORITY PROPERTY INS, A MUTUAL CO	3/20/1987	12/20/2005	03, 04, 05, 07	0	0	-
HOUSING ENTERPRISE INS CO, INC.	8/15/2000	9/23/2009	03, 04, 05	0	0	-
HOUSTON GENERAL INS CO	12/19/1980	7/30/1982	03, 04, 05, 07	0	0	-
HSBC INS CO OF DELAWARE	6/23/1965	1/4/2006	02, 03, 04, 05	60,517	(66,483)	-
HUDSON INS CO	1/16/1918	10/15/1991	02, 03, 04, 07	897,670	175,777	-
IDAHO COUNTIES RISK MANAGEMENT PROGRAM, UNDERWRITERS	11/29/1985	2/1/1986	03, 05	19,656,870	7,042,975	-
IDAHO PETROLEUM CLEAN WATER TRUST FUND	3/22/1991	4/24/1991	99	0	1,254,795	-
IDAHO STATE INS FUND	12/31/1917	1/1/1918	10	143,321,246	115,835,941	-
IDS PROPERTY CASUALTY INS CO	12/12/1972	8/4/2004	02, 03, 04, 05	996,535	1,441,415	-
ILLINOIS NATIONAL INS CO.	10/5/1933	6/12/1992	03, 04, 06, 07	(32,481)	(63,904)	-
IMPERIUM INS CO	11/18/1977	12/20/1991	02, 03, 04, 06, 07	162,440	183,647	-
INDEMNITY CO OF CALIFORNIA	10/5/1967	7/14/1995	07	237,457	95,795	-
INDEMNITY INS CO OF NORTH AMERICA	9/26/1977	12/27/1984	03, 04, 06, 07	1,552,077	77,392	-
INDEPENDENCE AMERICAN INS CO	2/26/1973	5/8/2001	02, 03, 05	0	0	-
INDIANA LUMBERMENS MUTUAL INS CO	3/19/1897	10/24/1980	03, 04, 06, 07	832,143	(9,202)	-
INFINITY INS CO	9/28/1978	11/17/1981	03, 05	15,987	(2,427)	-
INFINITY PREMIER INS CO	11/30/1989	7/24/1991	05	0	0	-
INFINITY SECURITY INS CO	9/30/1980	2/28/1989	03, 04, 05, 07	0	0	-
INFINITY SPECIALTY INS CO	2/6/1974	9/29/1980	02, 03, 05	0	0	-
INSURANCE CO OF NORTH AMERICA	4/14/1794	8/7/1956	02, 03, 04, 06, 07	7,337	(213,425)	-
INSURANCE CO OF THE STATE OF PENNSYLVANIA (THE)	4/18/1794	4/13/1918	02, 03, 04, 06, 07	7,095,025	9,667,620	-
INSURANCE CO OF THE WEST	3/1/1972	8/16/1988	03, 04, 06, 07	263,067	(333,439)	-
INTEGON INDEMNITY CORP	12/16/1946	9/28/1979	03, 04, 05, 07	0	0	-
INTEGON NATIONAL INS CO	1/4/1988	12/31/1988	03, 04, 05, 07	0	0	-
INTERNATIONAL FIDELITY INS CO	12/18/1904	9/19/1975	07	176,190	1,565	-
INTREPID INS CO	3/2/1999	6/8/2005	03, 04, 05, 07	0	0	-
IRONSHORE INDEMNITY INC.	8/1/1919	10/22/1974	03, 04, 06, 07	63,119	23,878	-
JEFFERSON INS CO	3/15/1950	11/13/1956	03, 04, 05	868,945	329,957	-

# Idaho Business Property and Casualty Insurers - Active 12/31/10

NAIC Data Current as of July 1, 2011

COMPANY NAME	INCORPORATION DATE	LICENSED DATE	LINES OF BUSINESS	IDAHO PREMIUMS WRITTEN	LOSSES INCURRED	IDAHO COMPLAINT COUNTS as of 12/31/2010 [Note 1]
JEWELERS MUTUAL INS CO	3/12/1913	7/28/1972	03, 04, 05, 07	222,788	35,027	-
JOHN DEERE INS CO	2/8/1979	12/6/1991	02, 03, 05	83,397	10,667	-
LANCER INS CO	4/27/1945	11/13/1956	03, 04, 06, 07	989,118	295,372	-
LANDCAR CASUALTY CO	10/3/1989	5/2/1997	05	144,395	97,260	-
LAURIER INDEMNITY CO	10/21/1988	10/16/1995	02, 06, 07	0	0	-
LEXINGTON NATIONAL INS CORP	10/23/1989	9/30/2003	07	40,574	3,030	-
LEXON INS CO	3/20/1984	9/24/1999	02, 03, 04, 05, 07	259,852	50,000	-
LIBERTY AMERICAN SELECT INS CO	2/22/1989	6/25/1996	03, 04, 05	0	0	-
LIBERTY INS CORP	12/16/1988	12/15/1988	03, 04, 06, 07	3,860,423	2,208,916	-
LIBERTY INSURANCE UNDERWRITERS INC.	3/8/1811	4/1/1973	02, 03, 04, 05, 07	1,257,302	697,642	-
LIBERTY MUTUAL FIRE INS CO	10/31/1908	4/1/1936	03, 04, 06, 07	19,128,497	10,042,729	1
LIBERTY MUTUAL INS CO	1/1/1912	8/28/1935	02, 03, 04, 06, 07	11,969,352	7,800,283	-
LIBERTY NORTHWEST INS CORP	1/21/1983	10/28/1983	02, 03, 04, 06, 07	41,739,211	(2,295,729)	4
LINCOLN GENERAL INS CO	3/17/1977	12/3/1991	03, 04, 05, 07	(2,252)	92,345	-
LM GENERAL INS CO	11/17/1978	8/13/1981	02, 03, 04, 05, 07	0	(296)	-
LM INS CORP	6/16/1989	5/23/1991	02, 03, 04, 06, 07	611,653	385,572	-
LM PROPERTY AND CASUALTY INS CO	12/1975	10/20/1975	02, 03, 04, 05, 07	0	66,413	-
LUMBERMENS CASUALTY INS CO	11/17/1970	11/3/1975	02, 03, 04, 05, 07	0	2	-
LUMBERMENS MUTUAL CASUALTY CO	11/18/1912	9/18/1928	02, 03, 04, 06, 07	366	(14,309)	-
LUMBERMENS UNDERWRITING ALLIANCE	1/10/1905	4/1/1913	03, 04, 06, 07	1,399,826	9,537	-
LYNDON PROPERTY INS CO	5/30/1978	9/19/1979	03, 04, 05, 07	103,419	42,017	-
LYNDON SOUTHERN INS CO	9/16/1996	7/5/2005	02, 03, 04, 05, 07	11,110	3,951	-
MAIDEN REINS CO	8/18/2000	2/23/2004	02, 03, 04, 06	32,380	0	-
MAJESTIC INS CO	3/17/1980	10/1/1999	06	0	0	-
MANUFACTURERS ALLIANCE INS CO	1/11/1979	5/1/2002	02, 03, 04, 06, 07	7,463	4,720	-
MAPFRE INS CO	2/21/1985	1/16/1992	03, 04, 05, 07	0	0	-
MARKEL AMERICAN INS CO	10/15/1986	11/26/1991	03, 04, 05, 07	589,581	119,850	-
MARKEL INS CO	11/26/1980	11/1/1984	02, 03, 04, 06, 07	726,243	65,585	1
MARTINGALE NATIONAL INS CO	1/7/1994	7/8/1996	03, 04, 05	0	0	-
MARYLAND CASUALTY CO	29/1898	6/16/1904	02, 03, 04, 06, 07	1,596,530	2,224,287	1
MAXUM CASUALTY INS CO	11/25/1996	6/30/2005	03, 04, 05, 07	473,299	216,714	-
MBIA INS CORP	3/23/1967	6/9/1972	07	0	0	-
MEDICAL INS EXCHANGE OF CALIFORNIA	7/11/1975	9/1/1976	02, 05	8,990,839	7,395,068	-
MEDICAL PROTECTIVE CO	12/2/1909	12/6/1994	05	2,245,430	458,500	-
MEDMARC CASUALTY INS CO	7/26/1950	12/31/1979	03, 04, 05, 07	67,310	38,331	-
MEMIC INDEMNITY CO	2/24/2000	7/1/2006	06	347	219	-
MENDOTA INS CO	5/1/1989	3/31/1995	03, 04, 05	0	0	-
MERASTAR INS CO	8/14/1974	8/18/1981	03, 04, 05	12,343	9,468	-
MERCHANTS BONDING CO (MUTUAL)	1/1/1933	6/16/1988	05, 07	158,897	1,935	-
MERITPLAN INS CO	12/10/1952	11/12/1982	03, 04, 05, 07	2,148,753	110,473	-
METROPOLITAN CASUALTY INS CO	10/7/1981	1/9/1986	03, 04, 05	0	0	-
METROPOLITAN DIRECT PROPERTY AND CASUALTY INS CO	5/24/1949	5/2/1988	02, 03, 04, 05, 07	0	(3)	-
METROPOLITAN GENERAL INS CO	6/30/1980	1/9/1986	03, 04, 05	71,645	(7,345)	-
METROPOLITAN GROUP PROPERTY AND CASUALTY INS CO	12/10/1976	10/7/1980	03, 05	2,707,850	1,118,392	1
METROPOLITAN PROPERTY AND CASUALTY INS CO	8/31/1972	4/16/1973	02, 03, 04, 05, 07	13,411,149	7,409,491	4
MGA INS CO, INC.	5/22/1981	5/16/1988	03, 04, 05, 07	0	0	-
MGIC ASSURANCE CORP	9/27/1937	10/17/1988	05, 07	0	0	-
MGIC INDEMNITY CORP	11/15/1956	1/3/2001	09	0	0	-



# Idaho Business Property and Casualty Insurers - Active 12/31/10

COMPANY NAME	INCORPORATION DATE	LICENSED DATE	LINES OF BUSINESS	IDAHO PREMIUMS WRITTEN	LOSSES INCURRED	IDAHO COMPLAINT COUNTS as of 12/31/2010 [Note 1]
MIC GENERAL INS CORP	8/14/1980	7/13/1982	02, 03, 04, 05, 07	0	0	-
MIC PROPERTY AND CASUALTY INS CORP	4/30/1980	7/13/1982	03, 04, 06, 07	143,687	16	-
MICHIGAN MILLERS MUTUAL INS CO	10/1/1981	4/1/1914	03, 04, 06, 07	41,805	300	-
MID-CENTURY INS CO	12/31/1949	12/21/1954	02, 03, 04, 06, 07	10,820,147	1,565,937	-
MID-CONTINENT ASSURANCE CO	8/13/1992	3/1/2006	03, 04, 05	0	0	-
MID-CONTINENT CASUALTY CO	2/26/1947	3/1/2006	03, 04, 05	299,843	(24,224)	-
MIDDLESEX INS CO	03/03/1826	9/1/2010	03, 04, 06, 07	0	0	-
MIDWEST EMPLOYERS CASUALTY CO	3/21/1986	9/25/1989	06, 07	412,123	107,542	-
MILBANK INS CO	10/21/1982	12/1/1982	03, 04, 05, 07	7,472	(1,216)	-
MILWAUKEE CASUALTY INS CO.	9/28/1973	11/1/2007	03, 04, 06, 07	50,604	92,370	-
MINNESOTA LAWYERS MUTUAL INS CO	5/28/1981	9/24/2003	05	0	(235)	-
MITSUMI SUMITOMO INS CO OF AMERICA	3/29/2001	9/28/2001	03, 04, 06, 07	195,179	228,319	-
MITSUMI SUMITOMO INS USA INC.	1/28/1988	12/31/1988	03, 04, 06, 07	24,528	2,620	-
MODERN SERVICE INS CO	2/6/1968	10/22/1974	03, 04, 05, 07	6,488	(135)	-
MONTEREY INS CO	7/7/1987	10/19/2006	03, 04, 05	0	0	-
MORTGAGE GUARANTY INS CORP	2/20/1979	12/26/1979	09	6,536,776	21,805,863	-
MOSAIC INS CO	7/26/1971	10/27/1978	02, 03, 04, 05	0	0	-
MOTORS INS CORP	10/3/1939	3/2/1940	03, 04, 05, 07	48,101	16,430	-
MOUNTAIN VALLEY INDEMNITY CO	2/2/1995	8/1/2009	03, 04, 06, 07	0	0	-
MUNICH REINS AMERICA, INC.	4/2/1917	1/1/1978	02, 03, 04, 06, 07	0	0	-
MUTUAL OF ENUMCLAW INS CO	2/17/1898	6/19/1952	03, 04, 06, 07	32,467,895	20,127,969	1
MUTUAL AMERICAN INS CO	4/11/1919	12/23/1969	03, 04, 06, 07	321,209	333,567	-
NATIONAL AMERICAN INS CO OF CALIFORNIA	10/10/1966	6/16/1987	03, 04, 06	0	195,475	-
NATIONAL CASUALTY CO	12/19/1904	6/24/1908	02, 03, 04, 06, 07	2,369,509	1,369,977	-
NATIONAL CONTINENTAL INS CO	12/24/1897	12/23/1958	03, 04, 05	16,520	1,253	-
NATIONAL FARMERS UNION PROPERTY AND CASUALTY CO	12/5/1984	10/27/1986	02, 03, 04, 06, 07	542,949	13,994	-
NATIONAL FIRE INS CO OF HARTFORD	6/4/1889	5/1/1893	02, 03, 04, 06, 07	1,998,993	557,390	-
NATIONAL GENERAL ASSURANCE CO	6/2/1983	1/2/1996	03, 04, 05	2,837,288	2,426,441	-
NATIONAL GENERAL INS CO	11/2/1966	8/18/1969	03, 05	38,242	8,559	-
NATIONAL INDEMNITY CO	4/26/1940	5/17/1949	02, 03, 04, 06, 07	776,481	(1,529,893)	-
NATIONAL INS ASSOCIATION	11/15/1972	4/8/1988	05	0	0	-
NATIONAL INS CO OF WISCONSIN, INC.	7/30/1895	3/22/1996	02	0	0	-
NATIONAL INTERSTATE INS CO	2/10/1989	10/27/1992	03, 04, 06	3,203,626	786,279	-
NATIONAL LIABILITY & FIRE INS CO	4/23/1957	1/23/1990	03, 04, 06, 07	194,075	(75,028)	-
NATIONAL MERIT INS CO	6/18/1980	12/8/1999	03, 04, 05, 07	0	0	-
NATIONAL PUBLIC FINANCE GUARANTEE CORP	12/28/1959	2/3/1972	07	0	0	-
NATIONAL REINS CORP	7/31/1973	8/31/1977	02, 03, 04, 05, 07	0	0	-
NATIONAL SPECIALTY INS CO	11/30/1960	8/3/2004	03, 04, 05, 07	54,618	136,624	-
NATIONAL SURETY CORP	9/3/1970	5/5/1972	02, 03, 04, 06, 07	1,186,777	(656,730)	-
NATIONAL UNION FIRE INS CO OF PITTSBURGH, PA	2/14/1901	5/5/1904	02, 03, 04, 06, 07	19,449,687	19,247,070	8
NATIONWIDE AFFINITY INS CO OF AMERICA	5/19/1924	10/3/1946	02, 03, 04, 06, 07	392,677	107,487	-
NATIONWIDE AGRIBUSINESS INS CO	12/26/1831	10/23/1990	03, 04, 06, 07	2,694,733	13,308	-
NATIONWIDE ASSURANCE CO	2/14/1942	10/24/1955	05	0	0	-
NATIONWIDE GENERAL INS CO	8/22/1957	10/1/1997	03, 05	0	0	-
NATIONWIDE INS CO OF AMERICA	6/30/1960	4/1/1961	03, 04, 05	6,191,502	3,247,220	-
NATIONWIDE MUTUAL FIRE INS CO	12/27/1933	10/11/1955	03, 04, 06, 07	36,530	30,056	-
NATIONWIDE MUTUAL INS CO	12/16/1925	10/11/1955	03, 04, 06, 07	7,923,544	4,448,940	-
NATIONWIDE PROPERTY AND CASUALTY INS CO	11/9/1979	12/30/1987	03, 04, 06, 07	0	212	-

# Idaho Business Property and Casualty Insurers - Active 12/31/10

COMPANY NAME	INCORPORATION DATE	LICENSED DATE	LINES OF BUSINESS	IDAHO PREMIUMS WRITTEN	LOSSES INCURRED	IDAHO COMPLAINT COUNTS as of 12/31/2010 [Note 1]
NAU COUNTRY INS CO	12/31/1985	11/30/2005	03, 04, 05	4,604,744	2,588,651	-
NAVIGATORS INS CO	7/16/1981	3/7/1994	03, 04, 05, 07	892,308	39,518	-
NCMIC INS CO	1/1/1946	4/7/1977	03, 04, 05	448,507	374,687	-
NETHERLANDS INS CO (THE)	12/12/1978	12/9/1980	03, 04, 05, 07	0	0	-
NEW ENGLAND INS CO	8/25/1989	7/1/1990	03, 04, 05, 07	0	0	-
NEW ENGLAND REINS CORP	12/28/1981	6/7/1983	03, 04, 06, 07	0	0	-
NEW HAMPSHIRE INS CO	7/1/1869	12/15/1919	02, 03, 04, 06, 07	4,284,250	3,585,946	-
NEW YORK MARINE AND GENERAL INS CO	3/22/1972	12/30/1987	03, 04, 06, 07	75,980	9,839	-
NGM INS CO	3/28/1923	1/28/2004	03, 04, 06, 07	1,293	139	-
NIPPONKOA INS CO, LIMITED (U.S. BRANCH)	1/1/1944	4/5/2004	02, 03, 04, 06, 07	1,181	(110)	-
NORGUARD INS CO	8/12/1987	1/1/2004	06	0	0	-
NORTH AMERICAN ELITE INS CO	12/28/1987	10/19/2001	02, 03, 04, 06, 07	9,812	2,511	-
NORTH AMERICAN SPECIALTY INS CO	11/23/1973	10/23/1984	02, 03, 04, 06, 07	1,022,058	(1,946,269)	-
NORTH PACIFIC INS CO	6/26/1958	6/29/1964	03, 04, 05, 07	11,714,543	7,185,238	-
NORTH POINTE INS CO	10/13/1986	10/20/2004	03, 04, 05	16,067	(13,286)	-
NORTH RIVER INS CO (THE)	6/6/1972	9/30/1972	02, 03, 04, 06, 07	336,312	88,869	-
NORTHBROOK INDEMNITY CO	12/20/1978	8/12/1981	02, 03, 04, 06, 07	(53)	0	-
NORTHERN ASSURANCE CO OF AMERICA (THE)	8/21/1987	12/31/1989	02, 03, 04, 06, 07	135,054	31,938	-
NORTHERN INS CO OF NEW YORK	10/22/1897	11/9/1934	03, 04, 06, 07	167,569	282,868	-
NORTHLAND CASUALTY CO	5/18/1959	11/15/1959	03, 04, 05, 07	37,143	(23,175)	-
NORTHLAND INS CO	1/16/1948	6/15/1960	03, 04, 05, 07	6,627,658	5,020,640	-
NORTHWEST DENTISTS INS CO	5/5/1989	12/4/1995	03, 04, 05, 07	110,987	0	-
NOVA CASUALTY CO	9/13/1979	4/15/1988	03, 04, 06, 07	541,333	124,407	-
OCCIDENTAL FIRE & CASUALTY CO OF NORTH CAROLINA	10/31/1961	5/29/1962	02, 03, 04, 06, 07	11,198	629	-
ODYSSEY REINS CO	9/10/1986	11/6/1987	03, 04, 06, 07	0	0	-
OHIO INS CO	2/9/1978	8/6/1982	02, 03, 04, 05, 07	0	(387)	-
OHIO CASUALTY INS CO (THE)	11/6/1919	9/20/1947	02, 03, 04, 06, 07	2,060,747	269,380	-
OHIO INDEMNITY CO	2/11/1956	10/20/1986	04, 05, 07	3,889	100	-
OHIO SECURITY INS CO	11/1/1950	9/23/1970	03, 04, 06, 07	144,263	1,930	-
OLD REPUBLIC GENERAL INS CORP	9/7/1960	11/16/1962	02, 03, 04, 06, 07	118,230	346,326	-
OLD REPUBLIC INS CO	4/11/1935	1/15/1955	02, 03, 04, 06, 07	3,518,714	(33,360)	-
OLD REPUBLIC SECURITY ASSURANCE CO	7/26/1977	11/14/1977	02, 03, 04, 05, 07	0	0	-
OLD REPUBLIC SURETY CO	12/28/1981	5/16/1990	07	219,298	17,912	-
OLD UNITED CASUALTY CO	11/15/1988	12/29/1992	02, 03, 05	179,111	59,105	-
ONEBEACON AMERICA INS CO	2/17/1971	3/31/1971	02, 03, 04, 06, 07	919,821	77,467	-
ONEBEACON INS CO	6/1/1956	9/14/1956	03, 04, 06, 07	128,715	28,989	-
OREGON AUTOMOBILE INS CO	12/28/1925	5/22/1963	03, 04, 05, 07	1,624,393	1,506,440	-
OREGON MUTUAL INS CO	12/29/1894	10/28/1925	03, 04, 05, 07	18,647,126	10,562,712	1
OWNERS INS CO	5/13/1975	12/1/2005	02, 03, 04, 06, 07	4,264,601	1,477,900	1
PACIFIC COMPENSATION INS CO	1/31/2002	8/1/2008	06	0	0	-
PACIFIC EMPLOYERS INS CO	7/17/1923	12/1/1942	02, 03, 04, 06, 07	1,775	122,839	-
PACIFIC INDEMNITY CO	1/16/1926	11/24/1927	02, 03, 04, 06, 07	651,415	66,327	-
PACIFIC PIONEER INS CO	8/21/1978	5/27/1981	03, 04, 05, 07	0	0	-
PACIFIC SPECIALTY INS CO	4/18/1988	4/1/1997	03, 04, 05	5,729	(2)	-
PACIFIC STAR INS CO	8/3/1987	4/5/1991	03, 04, 05, 07	0	0	-
PACO ASSURANCE CO, INC.	12/21/1994	5/21/2008	05	106,496	67,753	-
PARIS RE AMERICA INS CO	8/15/1919	6/4/1981	02, 03, 04, 05	0	0	-
PARTNERRE INS CO OF NEW YORK	3/10/1875	6/15/1989	03, 04, 05, 07	0	0	-

# Idaho Business Property and Casualty Insurers - Active 12/31/10

NAIC Data Current as of July 1,2011

COMPANY NAME	INCORPORATION DATE	LICENSED DATE	LINES OF BUSINESS	IDAHO PREMIUMS WRITTEN	LOSSES INCURRED	IDAHO COMPLAINT COUNTS as of 12/31/2010 [Note 1]
PATFINDER INS CO	6/19/1986	6/29/1987	05	0	(1,561)	-
PEACHTREE CASUALTY INS CO	11/29/1983	1/18/2005	03, 05	0	0	-
PEAK PROPERTY AND CASUALTY INS CORP	8/16/1985	3/16/1988	03, 04, 05	0	0	-
PEERLESS INDEMNITY INS CO	4/30/2002	12/31/2002	03, 04, 06, 07	0	0	-
PEERLESS INS CO	3/7/1901	8/21/1943	03, 04, 05, 07	0	(3,736,320)	-
PEMCO INS CO	5/4/1972	9/9/2009	03, 05	0	0	-
PEMCO MUTUAL INS CO	10/5/1948	8/27/2009	03, 04, 05, 07	0	0	-
PENN MILLERS INS CO	1/10/1887	6/1/2005	03, 04, 06, 07	454,685	78,109	-
PENN-AMERICA INS CO	12/23/1975	1/8/1996	03, 04, 05	50,318	13,159	-
PENNSYLVANIA LUMBERMENS MUTUAL INS CO	2/26/1895	1/2/2007	03, 04, 05, 07	265,257	19,145	-
PENNSYLVANIA MANUFACTURERS' ASSOCIATION INS CO	7/6/1964	7/14/1977	03, 04, 06, 07	102,732	58,748	-
PENNSYLVANIA MANUFACTURERS INDEMNITY CO	7/6/1982	5/1/2002	02, 03, 04, 06, 07	73,573	105,882	-
PENNSYLVANIA NATIONAL MUTUAL CASUALTY INS CO	1/6/1919	9/3/1974	02, 03, 04, 06, 07	250	0	-
PERMANENT GENERAL ASSURANCE CORP	10/23/1978	12/20/1991	03, 04, 05, 07	0	0	-
PETROLEUM CASUALTY CO	10/8/1925	9/30/1969	03, 04, 06	0	0	-
PHARMACISTS MUTUAL INS CO	10/16/1909	12/21/2001	03, 04, 06, 07	221,129	96,651	-
PHILADELPHIA INDEMNITY INS CO	2/10/1927	8/2/1989	02, 03, 04, 05, 07	8,860,562	3,245,882	-
PHOENIX INS CO (THE)	6/1/1850	7/1/1880	02, 03, 04, 06, 07	2,355,447	731,369	-
PHYSICIANS INS A MUTUAL CO	12/22/1981	12/1/1994	03, 04, 05	478,224	1,163,847	-
PLAINS' LIABILITY INS CO	5/15/1986	3/8/2007	05, 07	0	0	-
PLATTE RIVER INS CO	1/6/1972	8/13/1981	03, 04, 06, 07	109,592	13,708	-
PLAZA INS CO	7/20/1972	12/24/1986	03, 04, 05, 07	383,663	132,476	-
PMI INS CO.	11/2/1994	7/31/1996	09	0	0	-
PMI MORTGAGE ASSURANCE CO.	11/30/1966	4/26/1968	09	0	0	-
PMI MORTGAGE INS CO	11/10/1972	7/9/1974	09	2,618,406	7,058,201	-
PODIATRY INS CO OF AMERICA	5/23/1980	1/1/2004	05	421,269	33,586	-
PRAETORIAN INS CO	7/20/1979	10/4/1982	02, 03, 04, 06, 07	660,338	112,635	-
PREFERRED PROFESSIONAL INS CO	6/30/1976	10/9/1991	03, 04, 06	330,879	135,595	-
PRESERVER INS CO	12/29/1992	12/1/2009	03, 04, 06, 07	0	0	-
PROASSURANCE INDEMNITY CO, INC.	10/1/1976	6/19/1996	02, 05	0	0	-
PRODUCERS AGRICULTURE INS CO	3/10/1977	4/6/1989	03, 05	1,581,996	927,551	-
PROFESSIONALS ADVOCATE INS CO	12/27/1985	3/30/2000	03, 05, 07	0	0	-
PROFESSIONALS DIRECT INS CO	6/4/1987	1/10/2008	05	87,207	12,160	-
PROGRESSIVE ADVANCED INS CO	6/5/1939	11/19/2007	03, 04, 05	0	0	-
PROGRESSIVE CASUALTY INS CO	11/17/1956	8/22/1969	03, 04, 05, 07	40,181	33,081	1
PROGRESSIVE CLASSIC INS CO	9/30/1983	9/12/1988	03, 04, 05, 07	0	0	-
PROGRESSIVE DIRECT INS CO	9/29/1986	4/26/1996	03, 04, 05	18,040,742	9,301,354	-
PROGRESSIVE MAX INS CO	3/12/1937	3/1/2007	03, 04, 05	0	0	-
PROGRESSIVE NORTHERN INS CO	8/19/1980	3/19/1987	03, 04, 05	838,547	493,597	-
PROGRESSIVE NORTHWESTERN INS CO	9/24/1982	9/19/1988	03, 04, 05	35,614,774	18,306,148	4
PROGRESSIVE PREFERRED INS CO	9/24/1979	3/11/1985	03, 04, 05	0	0	-
PROGRESSIVE PREMIER INS CO OF ILLINOIS	9/13/1992	12/16/2003	03, 04, 05	0	0	-
PROGRESSIVE SPECIALTY INS CO	8/4/1975	11/20/1981	03, 05, 07	0	0	-
PROGRESSIVE WEST INS CO	7/23/1970	9/25/1981	03, 04, 05, 07	0	0	-
PROPERTY AND CASUALTY INS CO OF HARTFORD	5/4/1989	10/20/1995	03, 04, 06, 07	7,174,301	3,736,188	2
PROSECT NATIONAL INS CO, INC.	3/21/1947	9/25/1953	03, 04, 05	0	0	-
PROTECTIVE INS CO	12/21/1954	12/12/1967	02, 03, 04, 06, 07	81,820	24,513	-
PROVIDENCE WASHINGTON INS CO	1/5/1799	6/8/1898	03, 04, 06, 07	0	450	-

# Idaho Business

## Property and Casualty Insurers - Active 12/31/10

COMPANY NAME	INCORPORATION DATE	LICENSED DATE	LINES OF BUSINESS	IDAHO PREMIUMS WRITTEN	LOSSES INCURRED	IDAHO COMPLAINT COUNTS as of 12/31/2010 [Note 1]
PUBLIC SERVICE MUTUAL INS CO	6/24/1925	4/1/1964	03, 05	14,040	15,408	-
PUTNAM REINS CO	9/30/1985	10/9/1979	02, 03, 04, 05, 07	0	0	-
PXRE REINS CO	8/7/1986	4/6/1988	03, 04, 05, 07	0	0	-
QBE INS CORP	5/22/1980	6/14/1984	02, 03, 04, 05	3,053,053	799,146	-
QBE REINS CORP	2/25/1964	6/29/1979	03, 04, 05, 07	0	0	-
QUANTA INDEMNITY CO	5/17/1968	11/26/1968	02, 03, 04, 06, 07	0	0	-
R&Q REINS CO	2/25/1971	4/14/1972	02, 03, 04, 05, 07	0	0	-
R.V.I. NATIONAL INS CO	7/18/1983	1/1/1909	02, 03, 04, 07	0	0	-
RADIAN ASSET ASSURANCE INC.	12/30/1985	9/9/1991	07	0	0	-
RADIAN GUARANTY INC.	9/23/1976	5/20/1980	09	5,140,303	17,191,968	-
RAMPART INS CO	9/13/1970	12/22/1992	03, 04, 06, 07	0	0	-
RED SHIELD INS CO	2/9/1979	8/12/1988	03, 04, 05, 07	766,494	198,138	-
REDWOOD FIRE AND CASUALTY INS CO	1/27/1970	2/10/1983	03, 04, 06, 07	478,615	381,299	-
REGENT INS CO	1/22/1963	10/27/1992	03, 04, 06, 07	515,167	26,366	-
REINS CO OF AMERICA, INC.	12/30/1972	3/6/1981	03, 04, 05	0	0	-
REPUBLIC INDEMNITY CO OF AMERICA	12/5/1972	4/10/1995	02, 03, 04, 06, 07	7,669	83	-
REPUBLIC INDEMNITY CO OF CALIFORNIA	10/13/1982	4/10/1995	02, 03, 04, 06, 07	19,100	273,201	-
REPUBLIC MORTGAGE INS CO	12/7/1972	11/1/1984	09	1,808,041	4,447,355	-
REPUBLIC MORTGAGE INS CO OF FLORIDA	12/10/1974	5/20/2003	09	0	0	-
REPUBLIC MORTGAGE INS CO OF NORTH CAROLINA	3/13/1973	11/26/2002	09	0	0	-
REPWEST INS CO	2/27/1973	6/29/1981	02, 03, 04, 06, 07	142,939	38,507	-
RESPONSE INS CO	5/26/1983	12/23/1985	05	0	0	-
RESPONSE WORLDWIDE INS CO	9/27/1979	12/31/1979	05	23,932	99,631	-
RIVERPORT INS CO	12/22/1989	9/12/2006	03, 04, 06, 07	205,345	8,684	-
RLI INDEMNITY CO	1/31/1987	10/10/1996	02, 03, 04, 05, 07	1,235	(15)	-
RLI INS CO	6/4/1959	4/20/1972	02, 03, 04, 06, 07	909,512	50,528	-
ROCHE SURETY AND CASUALTY CO, INC.	3/27/1981	12/7/2005	07	14,910	0	-
ROCKWOOD CASUALTY INS CO	9/13/1990	4/1/2007	03, 04, 06, 07	90,177	28,141	-
ROCKY MOUNTAIN FIRE & CASUALTY CO	4/2/1959	11/5/1959	03, 04, 05	341,007	116,168	-
RSUI INDEMNITY CO	6/16/1977	5/7/1980	03, 04, 05	385,156	73,887	-
RURAL COMMUNITY INS CO	4/19/1980	1/19/1983	03, 04, 06	8,856,296	(18,020,282)	-
SAFECO INS CO OF AMERICA	9/2/1953	9/17/1953	03, 04, 06, 07	7,019,124	2,178,557	-
SAFECO INS CO OF ILLINOIS	8/29/1980	7/31/1984	03, 04, 06	56,810,409	28,196,168	9
SAFECO INS CO OF INDIANA	3/25/1971	4/5/1972	03, 04, 05	0	0	-
SAFECO NATIONAL INS CO	7/10/1972	1/5/1991	05	0	(7)	-
SAFETY FIRST INS CO	5/22/2001	9/1/2007	06, 07	81	17	-
SAFETY NATIONAL CASUALTY CORP	11/28/1942	9/15/1987	02, 03, 04, 06, 07	590,324	(142,563)	-
SAFEWAY INS CO	8/28/1962	3/21/2008	05	0	0	-
SAGAMORE INS CO	12/22/1981	2/4/2002	02, 03, 04, 05, 07	1,415,965	1,016,854	-
SAN FRANCISCO REINS CO	5/25/1956	1/14/1982	02, 03, 04, 05, 07	0	0	-
SCOR REINS CO	11/8/1984	9/30/1985	02, 03, 04, 06, 07	0	0	-
SCOTTS DALE INDEMNITY CO	11/14/1984	12/29/1992	03, 05	352,792	39,487	-
SEABRIGHT INS CO	7/21/1986	12/17/1987	02, 03, 04, 06, 07	131,967	(17,613)	-
SEATON INS CO	4/6/1901	7/5/1905	02, 03, 04, 06, 07	0	0	-
SEAWORTHY INS CO	11/1/1989	12/23/2008	04	2,404	0	-
SECURA INS, A MUTUAL CO	3/1/1900	11/1/2007	03, 04, 06	0	0	-
SECURA SUPREME INS CO	11/30/1995	11/1/2007	03, 04, 06, 07	0	0	-
SECURIAN CASUALTY CO	1/18/1994	6/13/2007	03, 05	1,450,620	433,410	-

# Idaho Business Property and Casualty Insurers - Active 12/31/10

NAIC Data Current as of July 1,2011

COMPANY NAME	INCORPORATION DATE	LICENSED DATE	LINES OF BUSINESS	IDAHO PREMIUMS WRITTEN	LOSSES INCURRED	IDAHO COMPLAINT COUNTS as of 12/31/2010 [Note 1]
SECURITY NATIONAL INS CO	7/7/1924	11/3/1992	03, 04, 06, 07	389,203	282,611	-
SELECT INS CO	3/31/1955	8/29/1968	03, 04, 05, 07	0	187	-
SELECT MARKETS INS CO	6/14/1963	3/12/1964	02, 03, 04, 06, 07	271,099	2,058	-
SELECTIVE INS CO OF NEW YORK	4/30/1914	5/31/1983	03, 04, 06, 07	117,269	505	-
SENECA INS CO, INC.	3/29/1978	7/1/1978	03, 04, 06, 07	338,748	(63,192)	-
SENTINEL INS CO LTD.	7/6/1999	2/4/2004	03, 04, 06, 07	5,438,844	3,116,454	2
SENTRITY CASUALTY CO	1/10/2007	8/27/2010	04, 05, 07	0	0	-
SENTRY CASUALTY CO	7/23/1973	9/21/2004	02, 03, 04, 06, 07	140,144	92,446	-
SENTRY INS A MUTUAL CO	12/19/1913	1/7/1927	02, 03, 04, 06, 07	679,418	1,580,153	1
SENTRY SELECT INS CO	8/1/1929	11/3/1982	02, 03, 04, 06, 07	2,439,664	2,294,260	-
SEQUOIA INDEMNITY CO	2/2/2004	2/1/2009	03, 04, 06, 07	0	0	-
SEQUOIA INS CO	4/10/1946	9/14/2004	03, 04, 06, 07	490,184	301,945	-
SERVICE INS CO	12/16/1977	2/5/2004	03, 04, 05, 07	5,000	0	-
SOMPO JAPAN INS CO OF AMERICA	8/9/1962	12/13/1982	03, 04, 06, 07	208,824	(138,739)	-
SOUTHERN INS CO	12/1/1947	11/15/1960	03, 04, 05	0	0	-
SOUTHWEST MARINE AND GENERAL INS CO	7/27/2005	10/10/2008	07	276	5	-
SPARTA INS CO	2/10/1923	9/9/1926	02, 03, 04, 06, 07	2,103,839	1,824,626	-
SPRINGFIELD INS CO	5/10/1988	2/1/2009	03, 04, 06, 07	2,335	0	-
ST. PAUL FIRE AND MARINE INS CO	4/18/1925	5/2/1928	02, 03, 04, 06, 07	1,671,528	(418,789)	-
ST. PAUL GUARDIAN INS CO	4/6/1970	6/9/1972	02, 03, 04, 06, 07	25,052	(35,858)	-
ST. PAUL MEDICAL LIABILITY INS CO	12/10/1982	9/6/1983	03, 04, 06, 07	0	114	-
ST. PAUL MERCURY INS CO	8/24/1964	11/14/1967	02, 03, 04, 06, 07	1,126,700	(1,997,369)	-
ST. PAUL PROTECTIVE INS CO	12/30/1931	5/9/1947	02, 03, 04, 06, 07	136,151	36,766	-
STANDARD FIRE INS CO (THE)	7/6/1905	2/14/1912	02, 03, 04, 06, 07	1,022,300	118,140	-
STANDARD GUARANTY INS CO	8/29/1960	12/30/1983	02, 03, 04, 05	1,406,937	508,484	-
STAR INS CO	8/26/1985	10/7/1988	02, 03, 04, 06, 07	311,343	44,722	-
STARNET INS CO	6/11/1998	3/20/2000	02, 03, 04, 06, 07	2,541,392	1,168,848	-
STARR INDEMNITY & LIABILITY CO	4/15/1919	6/30/1980	02, 03, 04, 05, 07	1,169,726	283,196	-
STATE AUTOMOBILE MUTUAL INS CO	8/1/1921	2/1/2006	03, 04, 06, 07	0	0	-
STATE FARM FIRE & CASUALTY CO	6/12/1935	8/29/1952	03, 04, 06, 07	64,095,001	28,694,277	1
STATE FARM GENERAL INS CO	4/3/1962	10/24/1962	03, 04, 05, 07	0	0	-
STATE FARM MUTUAL AUTOMOBILE INS CO	3/29/1922	4/1/1929	02, 04, 05	95,404,799	51,278,215	2
STATE NATIONAL INS CO, INC.	8/1/1984	12/19/1994	03, 04, 06	371,120	386,147	-
STONEBRIDGE CASUALTY INS CO	11/15/1957	7/25/1974	02, 03, 04, 05, 07	418,629	283,801	-
STONEWALL INS CO	2/10/1866	8/28/1962	03, 04, 05, 07	0	0	-
STONINGTON INS CO	2/2/1938	4/8/1988	03, 04, 05, 07	5,446,441	903,395	-
STRATFORD INS CO	12/28/1981	8/22/1988	03, 04, 05	51,495	19,115	-
SUBLIMITY INS CO	11/10/1897	1/25/1991	03, 05, 07	3,322,275	1,630,898	-
SUECIA INS CO	5/29/1980	6/20/1985	02, 03, 04, 05, 07	0	0	-
SUN SURETY INS CO	4/20/1998	11/1/2001	07	175,484	6,805	-
SURETEC INS CO	6/19/1998	7/22/2008	07	72,364	11,988	-
SURETY BONDING CO OF AMERICA	2/27/1992	12/23/1999	05, 07	0	0	-
SWISS REINS AMERICA CORP	7/26/1940	11/18/1960	02, 03, 04, 05, 07	0	0	-
SYNCORA GUARANTEE INC.	7/25/1991	11/5/1992	07	0	0	-
T.H.E. INS CO	4/10/1969	4/23/1996	03, 04, 06, 07	325,474	178,713	-
TEACHERS INS CO	2/26/1971	4/16/1973	02, 03, 04, 05, 07	455,620	244,220	-
TECHNOLOGY INS CO, INC.	6/14/1991	3/4/1996	02, 03, 04, 06, 07	0	683,858	-
TIG INS CO	3/8/1911	7/6/1932	02, 03, 04, 06, 07	0	(304,561)	-

# Idaho Business Property and Casualty Insurers - Active 12/31/10

COMPANY NAME	INCORPORATION DATE	LICENSED DATE	LINES OF BUSINESS	IDAHO PREMIUMS WRITTEN	LOSSES INCURRED	IDAHO COMPLAINT COUNTS as of 12/31/2010 [Note 1]
TITAN INDEMNITY CO	1/18/1984	4/20/1989	03, 04, 05, 07	0	0	-
TNUS INS CO	2/11/2004	7/1/2004	03, 04, 05, 07	0	0	-
TOKIO MARINE & NICHIDO FIRE INS CO., LTD.	8/1/1879	9/12/1979	02, 03, 04, 06, 07	267,673	(221,951)	-
TORUS NATIONAL INS CO	11/6/1944	7/1/1947	03, 04, 06, 07	0	0	-
TOWER INS CO OF NEW YORK	6/20/1989	3/1/2007	03, 04, 06, 07	3,329,729	1,742,445	-
TOYOTA MOTOR INS CO	9/19/1909	12/10/1952	03, 04, 05, 07	442,239	126,519	-
TRADERS & GENERAL INS CO	12/12/1980	5/27/1992	03, 04, 05, 07	0	0	-
TRANS PACIFIC INS CO	1/21/1982	6/24/1983	03, 04, 06, 07	24,293	36,255	-
TRANSATLANTIC REINS CO	10/29/1952	3/22/1978	02, 03, 04, 06	0	0	-
TRANSGUARD INS CO OF AMERICA, INC.	6/18/1987	1/12/1998	03, 04, 06, 07	193,814	(592,456)	-
TRANSPORT INS CO	5/25/1976	12/21/1976	03, 04, 06, 07	0	0	-
TRANSPORTATION INS CO	2/11/1938	7/10/1951	02, 03, 04, 06, 07	742,865	414,838	-
TRAVCO INS CO	7/24/1991	10/10/1995	03, 04, 05	0	0	-
TRAVELERS CASUALTY AND SURETY CO	501/1883	1/1/1965	02, 03, 04, 06, 07	1,111,145	909,582	-
TRAVELERS CASUALTY AND SURETY CO OF AMERICA	7/18/1974	8/16/1988	02, 03, 04, 06, 07	4,868,180	(231,789)	-
TRAVELERS CASUALTY CO OF CONNECTICUT	1/3/1990	2/11/1991	03, 04, 06, 07	0	(6)	-
TRAVELERS CASUALTY INS CO OF AMERICA	8/12/1971	4/12/1978	02, 03, 04, 06, 07	2,822,010	1,075,915	-
TRAVELERS COMMERCIAL CASUALTY CO	5/20/1981	12/17/1984	02, 03, 04, 06, 07	0	0	-
TRAVELERS COMMERCIAL INS CO	1/3/1990	2/11/1991	03, 04, 06, 07	1,263,654	650,652	-
TRAVELERS HOME AND MARINE INS CO, THE	7/24/1991	10/10/1995	03, 04, 05	10,136,761	6,010,578	1
TRAVELERS INDEMNITY CO (THE)	3/25/1993	8/11/1923	02, 03, 04, 06, 07	8,982,383	1,616,291	-
TRAVELERS INDEMNITY CO OF AMERICA (THE)	1/1/1946	5/13/1968	03, 04, 06, 07	3,912,257	1,427,563	-
TRAVELERS INDEMNITY CO OF CONNECTICUT (THE)	5/1/1859	12/28/1966	02, 03, 04, 06, 07	2,967,427	775,687	-
TRAVELERS PROPERTY CASUALTY CO OF AMERICA	7/29/1971	4/1/1973	03, 04, 06, 07	13,667,601	2,317,661	-
TRAVELERS PROPERTY CASUALTY INS CO	1/3/1990	3/21/1991	03, 04, 05	0	0	-
TRENWICK AMERICA REINS CORP	8/24/1984	1/1/1985	03, 04, 06, 07	0	0	-
TRIAD GUARANTY INS CORP	7/30/1987	1/17/1992	09	48,770	47,133	-
TRINITY UNIVERSAL INS CO	1/26/1926	9/9/1992	03, 04, 06, 07	7,765,163	6,177,522	-
TRI-STATE INS CO OF MINNESOTA	4/1/1974	3/1/2008	02, 03, 04, 06, 07	0	0	-
TRITON INS CO	3/25/1982	12/23/1985	02, 03, 04, 05, 07	265,930	32,133	-
TRUCK INS EXCHANGE	2/19/1935	4/1/1935	02, 03, 04, 06, 07	6,368,118	1,492,925	-
TRUMBULL INS CO	10/10/1986	11/8/1995	03, 04, 06, 07	2,331	890	-
TWIN CITY FIRE INS CO	3/30/1987	7/1/1987	02, 03, 04, 06, 07	3,131,293	1,266,935	-
U.S. SPECIALTY INS CO	10/28/1986	4/15/1988	02, 03, 04, 06, 07	1,082,071	(27,711)	-
ULLICO CASUALTY CO	5/2/1979	6/4/1981	02, 03, 04, 06, 07	395,268	258,298	-
UNDERWRITER FOR THE PROFESSIONS INS CO	9/5/1989	6/14/2001	05	0	0	-
UNIGARD INDEMNITY CO	11/8/1972	5/31/1991	03, 04, 06, 07	1,510,854	444,857	-
UNIGARD INS CO	9/19/1960	12/23/1960	02, 03, 04, 06, 07	15,821,136	8,779,927	1
UNION INS CO	9/1/1886	7/13/1982	03, 04, 05, 07	100	0	-
UNIONE ITALIANA REINS CO OF AMERICA, INC.	8/24/1978	12/8/1983	03, 04, 05, 07	0	0	-
UNITED FINANCIAL CASUALTY CO	6/13/1984	6/27/1995	03, 04, 05	6,675,133	1,816,424	-
UNITED FIRE & CASUALTY CO	1/2/1946	10/29/1980	03, 04, 05, 07	2,578,324	740,512	-
UNITED GUARANTY CREDIT INS CO	6/19/1981	8/6/1982	05	0	0	-
UNITED GUARANTY MORTGAGE INDEMNITY CO	6/12/1972	9/25/1981	09	101	0	-
UNITED GUARANTY RESIDENTIAL INS CO	11/27/1963	11/9/1964	09	2,772,474	9,787,144	-
UNITED GUARANTY RESIDENTIAL INS CO OF NORTH CAROLINA	4/5/1963	5/14/1980	05	0	0	-
UNITED HERITAGE PROPERTY & CASUALTY CO	4/1/1908	4/21/1908	03, 05	13,845,974	7,883,382	3
UNITED NATIONAL SPECIALTY INS CO	2/2/1961	4/24/2001	02, 03, 04, 06, 07	0	0	-

**Idaho Business  
Property and Casualty Insurers - Active 12/31/10**

COMPANY NAME	INCORPORATION DATE	LICENSED DATE	LINES OF BUSINESS	IDAHO PREMIUMS WRITTEN	LOSSES INCURRED	COMPLAINT COUNTS as of 12/31/2010 [Note 1]	IDAHO
UNITED SECURITY INS CO	1/22/1946	11/28/2007	03, 04, 05, 07	0	(3,953)	-	-
UNITED SERVICES AUTOMOBILE ASSOCIATION	6/20/1922	10/31/1962	03, 04, 05	20,881,818	13,776,423	1	1
UNITED STATES FIDELITY AND GUARANTY CO	3/19/1896	06/20/1899	02, 03, 04, 06, 07	310,927	(88,978)	-	-
UNITED STATES FIRE INS CO	4/1/1824	12/29/2003	02, 03, 04, 06, 07	773,145	87,415	-	-
UNITED STATES LIABILITY INS CO	4/12/1867	2/5/1965	03, 04, 05, 07	758,683	29,560	-	-
UNITED WISCONSIN INS CO	9/11/1967	4/16/1991	02, 06	5,839	(338)	-	-
UNITRIN AUTO AND HOME INS CO	10/15/1996	12/31/1996	02, 03, 04, 06, 07	0	0	-	-
UNITRIN PREFERRED INS CO	9/28/1942	12/8/1999	02, 03, 04, 05, 07	0	0	-	-
UNITRIN SAFEGUARD INS CO	1/25/1982	3/21/1991	03, 04, 05	0	(158)	-	-
UNIVERSAL CASUALTY CO	1/21/1949	10/23/2003	03, 04, 05	(159,044)	83,411	-	-
UNIVERSAL FIRE & CASUALTY INS CO	2/4/1976	11/4/2005	07	107,190	0	1	1
UNIVERSAL SURETY CO	5/1/1947	6/4/1981	07	(224)	(39)	-	-
UNIVERSAL SURETY OF AMERICA	4/14/1984	5/13/1997	05, 07	9,560	(4,734)	-	-
UNIVERSAL UNDERWRITERS INS CO	1/25/1982	11/30/1982	02, 03, 04, 06, 07	4,300,570	456,749	1	1
UNIVERSAL UNDERWRITERS OF TEXAS INS CO	8/28/1981	5/24/2006	03, 04, 05, 07	275,589	56,318	-	-
USAA CASUALTY INS CO	7/16/1990	12/31/1990	03, 04, 05	14,756,196	8,589,257	2	2
USAA GENERAL INDEMNITY CO	6/23/1972	12/24/1974	03, 04, 05	2,978,807	1,131,041	-	-
UTAH MEDICAL INS ASSOCIATION	11/22/1978	1/3/1991	05	662,220	332,822	-	-
UTICA MUTUAL INS CO	2/13/1914	12/29/1959	03, 04, 06, 07	190,420	957	-	-
VALANT INS CO	6/1/1973	11/26/1974	03, 04, 05, 07	8,699	3,353	-	-
VALLEY FORGE INS CO	4/28/1944	9/2/1957	02, 03, 04, 06, 07	2,243,575	1,357,466	-	-
VALLEY INS CO	11/10/1982	10/21/1991	03, 04, 05, 07	0	(25,541)	-	-
VANLINER INS CO	4/16/1953	9/24/1968	03, 04, 06	339,988	250,554	-	-
VERLAN FIRE INS CO	1/1/2009	9/27/2010	03, 04, 05, 07	0	0	-	-
VICTORIA FIRE & CASUALTY CO	7/11/1983	7/1/1996	03, 05	0	0	-	-
VIGILANT INS CO	7/17/1939	9/9/1953	02, 03, 04, 06, 07	5,344,084	689,726	-	-
VIKING INS CO OF WISCONSIN	8/10/1971	10/11/1977	02, 05	14,189,108	7,387,993	1	1
VIRGINIA SURETY CO, INC.	1/7/1982	6/30/1982	02, 03, 04, 06, 07	128,128	(23,013)	-	-
WARNER INS CO	6/28/1985	11/28/1986	05	0	0	-	-
WASHINGTON CASUALTY CO	6/21/1990	12/19/1994	03, 04, 05	81,953	(1,085,141)	-	-
WASHINGTON INTERNATIONAL INS CO	2/2/1976	1/17/1991	02, 03, 04, 06, 07	16,973	(6,395)	-	-
WAUSAU BUSINESS INS CO	12/27/1907	11/2/1992	03, 04, 06, 07	799,540	890,801	-	-
WAUSAU UNDERWRITERS INS CO	9/27/1979	12/31/1979	02, 03, 04, 06, 07	3,116,893	2,450,111	-	-
WESCO INS CO	12/12/1962	8/16/1988	02, 03, 04, 06, 07	308,479	95,149	-	-
WEST AMERICAN INS CO	9/6/1991	1/18/1996	03, 04, 06, 07	2,281,590	924,921	-	-
WESTCHESTER FIRE INS CO	3/20/1967	4/1/1973	03, 04, 06, 07	0	(1,117,294)	-	-
WESTCHESTER FIRE INS CO	3/14/1837	5/13/1901	02, 03, 04, 06, 07	759,290	272,465	-	-
WESTERN AGRICULTURAL INS CO	10/15/1971	8/22/1980	03, 04, 05, 07	20,870	56,135	-	-
WESTERN COMMUNITY INS CO	4/4/1980	8/18/1980	02, 03, 04, 06, 07	25,173,157	10,614,066	1	1
WESTERN GENERAL INS CO	8/11/1971	9/8/2004	03, 05	0	0	-	-
WESTERN INS CO	2/4/1994	7/15/2005	05, 07	(19,201)	31,050	-	-
WESTERN NATIONAL ASSURANCE CO	6/28/1957	10/15/1957	02, 03, 04, 06, 07	0	0	-	-
WESTERN PROFESSIONAL INS CO	5/8/1998	6/15/2001	03, 04, 05	0	0	-	-
WESTERN PROTECTORS INS CO	5/27/1987	12/6/1994	03, 05	638,611	439,202	-	-
WESTERN SURETY CO	7/16/1900	8/27/1958	05, 07	2,632,068	(66,053)	-	-
WESTERN UNITED INS CO	6/23/1987	8/7/2002	03, 05	2,944,578	2,534,030	2	2
WESTFIELD INS CO	7/12/1929	4/24/1969	03, 04, 06, 07	29,108	16,283	-	-
WESTPORT INS CORP	3/13/1981	9/30/1981	02, 03, 04, 06, 07	1,583,491	467,953	-	-

**Idaho Business**  
**Property and Casualty Insurers - Active 12/31/10**

COMPANY NAME	INCORPORATION DATE	LICENSED DATE	LINES OF BUSINESS	IDAHO PREMIUMS WRITTEN	LOSSES INCURRED	IDAHO COMPLAINT COUNTS as of 12/31/2010 [Note 1]
WHITE MOUNTAINS REINS CO OF AMERICA	9/13/1979	12/8/1987	02, 03, 04, 05, 07	0	(28,087)	-
WILLIAMSBURG NATIONAL INS CO	9/18/1986	5/1/1998	03, 04, 06, 07	0	0	-
WILSHIRE INS CO	9/6/1985	7/7/1987	02, 03, 04, 05, 07	415,831	235,886	-
WORK FIRST CASUALTY CO	2/19/1936	9/15/1987	03, 04, 06	130,881	128,499	-
WORKERS COMPENSATION EXCHANGE	8/1/1918	1/1/1919	06	4,843,543	3,859,649	-
WORKMEN'S AUTO INS CO	8/1/1949	6/10/1981	03, 05, 07	526,323	328,219	-
WRM AMERICA INDEMNITY CO, INC.	7/26/1991	6/7/1996	03, 04, 05, 07	0	0	-
XL INS AMERICA, INC.	11/10/1945	10/21/1966	03, 04, 06, 07	442,616	41,823	-
XL REINS AMERICA INC.	5/6/1929	7/25/1938	02, 03, 04, 05, 07	0	0	-
XL SPECIALTY INS CO	11/14/1979	10/19/1995	03, 04, 06, 07	2,353,704	1,058,292	-
YORK INS CO	8/3/1955	5/14/1973	03, 04, 05	0	6	-
YOSEMITE INS CO	1/16/1964	1/10/1967	03, 04, 05, 07	314,907	62,690	-
ZALE INDEMNITY CO	6/13/1973	1/18/2006	02, 03, 04, 05	8,308	(106)	-
ZENITH INS CO	3/2/1949	6/1/1983	03, 04, 06, 07	21,140	65,998	-
ZURICH AMERICAN INS CO	6/3/1998	12/31/1998	02, 03, 04, 06, 07	13,642,133	7,693,201	-
ZURICH AMERICAN INS CO OF ILLINOIS	10/11/1973	6/27/1985	03, 04, 06, 07	184,732	55,041	-
YOSEMITE INS CO	1/16/1964	1/10/1967	03, 04, 05, 07	443,530	148,795	-
ZALE INDEMNITY CO	6/13/1973	1/18/2006	02, 03, 04, 05	7,444	866	-
ZENITH INS CO	3/2/1949	6/1/1983	03, 04, 06, 07	21,267	(17,448)	-
ZURICH AMERICAN INS CO	6/3/1998	12/31/1998	02, 03, 04, 06, 07	14,451,307	4,452,021	-
ZURICH AMERICAN INS CO OF ILLINOIS	10/11/1973	6/27/1985	03, 04, 06, 07	117,310	20,799	-

**Lines of Business Code**

- 02 - DISABILITY - EXCLUDING MANAGED CARE
- 03 - PROPERTY
- 04 - MARINE & TRANSPORTATION
- 05 - CASUALTY - EXCLUDING WORKERS' COMPENSATION
- 06 - CASUALTY - INCLUDING WORKERS' COMPENSATION
- 07 - SURETY
- 08 - TITLE
- 09 - MORTGAGE GUARANTY
- 10 - WORKERS' COMPENSATION ONLY
- 99 - OTHER