

# **Idaho**

## **Department of Insurance**

### **2011 Annual Report**



**For Year Ending December 31, 2011**

**C.L. "Butch" Otter**  
**Governor**

**William W. Deal**  
**Director**

*State of Idaho*  
**DEPARTMENT OF INSURANCE**

C.L. "BUTCH" OTTER  
Governor

700 West State Street, 3rd Floor  
P. O. Box 83720  
Boise, Idaho 83720-0043  
Phone (208)334-4250  
FAX # (208)334-4398

WILLIAM W. DEAL  
Director

December 1, 2012

Honorable C. L. "Butch" Otter  
Governor, State of Idaho  
Statehouse  
Boise, ID 83720


Dear Governor Otter:

As Director of the Department of Insurance, I am pleased to submit to you the Idaho Department of Insurance Annual Report for the calendar year 2011, as required by Section 41-216, Idaho Code. The statistics in this report are compiled from the December 31, 2011, annual statements filed with the department by insurance companies licensed in Idaho.

By fairly enforcing the insurance laws of Idaho, the Department of Insurance continues a long tradition of protecting consumers while providing a competitive environment for companies doing business in our state. I wish to acknowledge and thank the department's knowledgeable, dedicated and professional staff who provide superior service for the citizens of Idaho.

Thank you, Governor, for your continued support of our department.

Respectfully submitted,

A handwritten signature in dark ink, appearing to read "William W. Deal", is written over a light gray rectangular background.

William W. Deal  
Director



# ***Table of Contents***

<b>Administration .....</b>	<b>1</b>
Department Main and Regional Office Addresses and Phone Numbers.....	1
Department of Insurance Directors.....	2
Organizational Chart.....	3
Summary of Administrative Orders.....	4
Litigation Pending During 2011.....	4
Summary of Legislative Changes Enacted in 2011 .....	5
Rules Adopted .....	6
Bulletins Issued .....	6
Idaho Health Insurance Exchange Project.....	7
Idaho Immunization Assessment Board .....	7
Department Fund Sources .....	8
Department Fund Applications .....	9
Schedule of Receipts and Disbursements.....	10
 <b>State Fire Marshal.....</b>	 <b>15</b>
 <b>Consumer Services .....</b>	 <b>17</b>
Consumer Affairs .....	17
SHIBA Program .....	18
Investigations .....	19
 <b>Company Activities .....</b>	 <b>21</b>
Company Examinations and Admissions .....	22
Market Analysis .....	26
Summary of Premium Tax Collection .....	27
Producer Licensing .....	31
Continuing Education .....	31
Rates and Forms .....	32
 <b>Summary of Annual Statements .....</b>	 <b>33</b>
Idaho Experience and Market Share of Top 20 Stock and Mutual Companies by Line of Business - 2011 .....	35
Summary of Financial Condition as of December 31, 2011 .....	63
Summary of Business in Idaho for Calendar Year 2011 .....	101





# ***Administration***

## *Department of Insurance Mission Statement*

*The mission of the  
Department of Insurance is  
to equitably, effectively and  
efficiently administer the  
Idaho Insurance Code and the  
International Fire Code.*

### **Main Office:**

700 W. State Street  
P. O. Box 83720  
Boise, ID 83720-0043  
Phone: 208-334-4250  
Fax Numbers:  
DOI: 208-334-4398  
Consumer Affairs/SHIBA: 208-334-4389  
Fire Marshal: 208-334-4375

### **Regional Offices:**

SHIBA Regional Office  
1445 Filmore, Suite 1104  
Twin Falls, ID 83301  
1-800-488-5731 (208-736-4713)  
Fax: 208-736-4714

Fire Marshal Regional Office  
1820 E. 17th Street, Suite 220  
Idaho Falls, ID 83404  
Fire Prevention: 208-525-7022  
Fax: 208-525-7066  
Fire Investigation: 208-525-7209

Consumer Affairs/SHIBA Regional Office  
353 North 4th, Suite 200  
Pocatello, ID 83201  
Consumer Affairs: 208-236-6411  
SHIBA: 1-800-488-5764 (208-236-6044)  
Investigations: 208-236-6390  
Fax: 208-236-6351

Fire Marshal Regional Office  
Moscow, ID 83843  
Fire Prevention/Investigation: 208-882-2368  
Fax: 208-882-5419

Consumer Affairs/SHIBA/Fire Marshal Regional Office  
2005 Ironwood Parkway, Suite 143  
Coeur d'Alene, ID 83814  
Consumer Affairs: 208-666-6850  
Fire Marshal (Investigation): 208-769-1447  
SHIBA: 1-800-488-5725 (208-666-6847)  
Investigations: 208-666-4056  
Fax: 208-666-6767

Consumer Assistance/Producer Helpline  
1-800-721-3272

Senior Health Insurance (SHIBA) Helpline  
1-800-247-4422

Arson Reporting Hotline  
1-877-752-7766

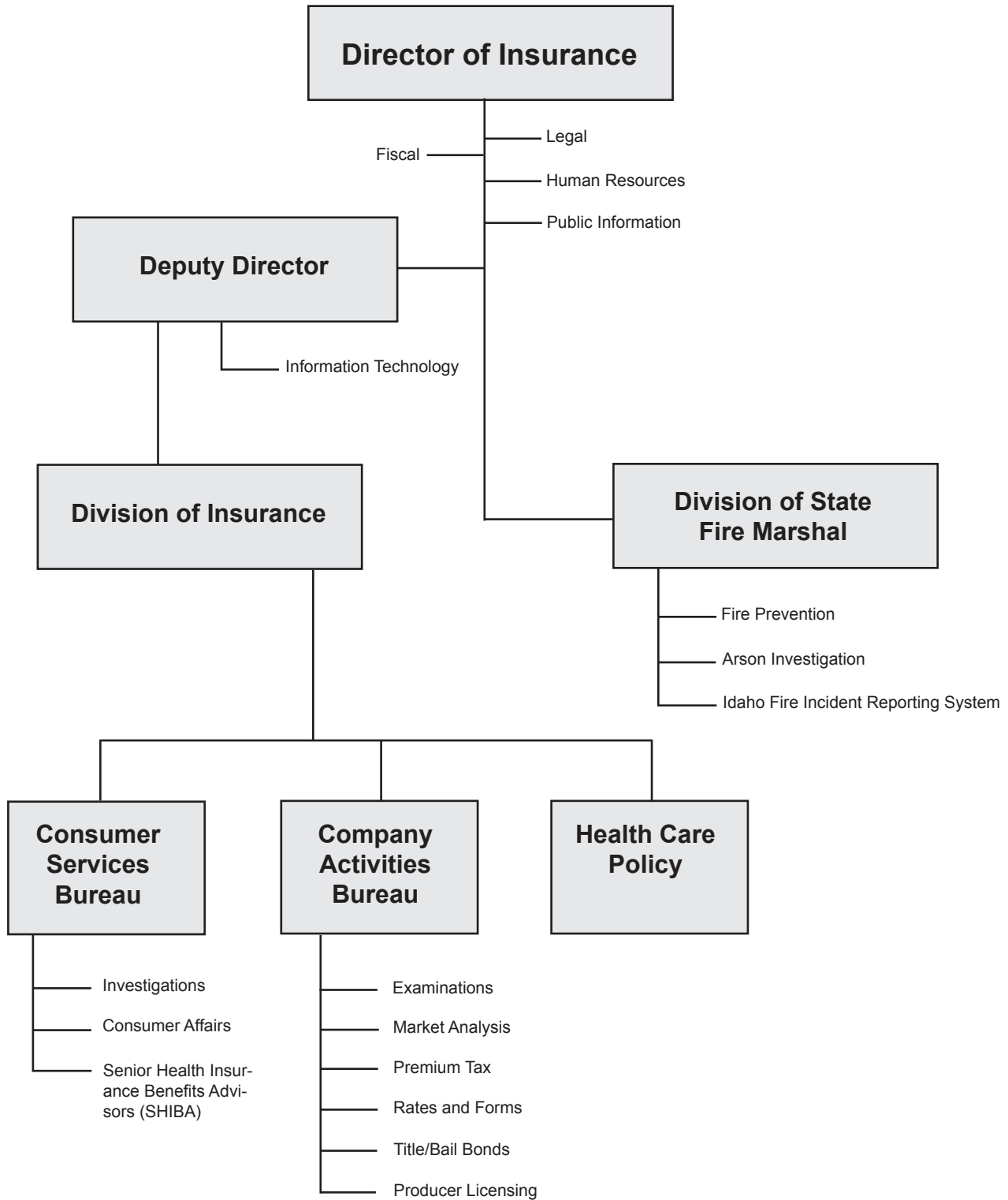
Fraud Reporting Hotline  
1-866-939-7226

**Website:** <http://www.doi.idaho.gov>

## ***Department of Insurance Directors***

<b>Director</b>	<b>Term of Office</b>
Lucius C. Rice .....	1900
P. M. Davis.....	1901-1902
John H. Myer .....	1903-1904
Edward L. Ligget.....	1904-1905
C. D. Goaslind .....	1906-1909
I. C. Hattabaugh .....	1910-1911
E. F. Van Valkenburg .....	1912-1913
George F. Steele.....	1914-1916
W. R. Hyatt .....	1917-1918
Howard J. Brace .....	1919-1922
D. C. Neifert.....	1923-1929
W. H. Bakes.....	1930-1937
T. M. Walrath .....	1938-1940
Joel Jenifer .....	1941-1942
Howard Cullimore .....	1943-1944
Edward B. McMonigle.....	1945-1947
James Hubbard .....	1948-1950
Leo O'Connell.....	1951-1967
John R. Blaine .....	1967-1972
Robert Hay .....	1972-1973
Monroe C. Gollaher .....	1974-1980
Trent M. Woods .....	1980-1984
Wayne L. Soward .....	1984-1987
Anthony J. Fagiano.....	1987-1991
George J. Neumayer .....	1991
Harry C. Walrath.....	1991-1994
James M. Alcorn .....	1994-1995
John Michael Brassey .....	1995
James M. Alcorn .....	1995-1998
Mary L. Hartung.....	1998-2004
Gary L. Smith.....	2004-2006
Shad Priest .....	2006
William W. Deal .....	2007

## Organizational Chart



*The Department of Insurance is an  
Equal Opportunity Employer*

## ***Summary of Administrative Orders***

### **Producers**

Licenses Suspended	0
Licenses Revoked	17
Licenses Denied	13
Penalties w/o License Action	3
Other Orders	5

### **Insurers**

Certificate of Authority Suspended	24
Certificate of Authority Revoked	2
Certificate of Authority Reinstated	3
Block Non-Renewal and/or Withdrawal	10
Worker's Compensation Rate Deviation	14
Market Conduct	4
Orders Adopting Report of Examination	5
Other Orders	1

### **Others**

*(Fire sprinkler contractors, title insurance agents, TPAs, self-funded plans, etc.)*

License Revoked	0
Market Conduct	0
Penalty w/o License Action	1
Other Orders	1

## ***Litigation Pending During 2011***

### **Domestic Receiverships**

*In the Matter of the Liquidation of Old Standard Life Insurance Co., Case No. CV OC 0401574D*

*In the Matter of the Liquidation of Universe Life Insurance Company, Case No. CV OC 9601126D*

### **Ancillary Receiverships**

*State of Idaho, Department of Insurance v. Mission Insurance Company Trust, Case No. 88616*

*State of Idaho v. Commercial Compensation Casualty Company, Case No. OC 03 03337D*

*In the Matter of the Ancillary Liquidation of Wasatch Crest Mutual Insurance Company, Case No. CV OT 0810442*

### **Appeals in Idaho District Court**

*Two Jinn, Inc., v. Idaho Department of Insurance, Case No. CV OC 2010-17486 (Appealed to Idaho Supreme Court. See below.)*

*Altrua HealthShare, Inc. v. Bill Deal and the Idaho Department of Insurance, Case No. CV OC-2011-01608 (Appealed to Idaho Supreme Court. See below.)*

*Eva L. Ramirez v. State of Idaho, Department of Insurance, Case No. CV-2011-0005178*

*Heriberto P. Ramirez v. State of Idaho, Department of Insurance, Case No. CV-2011-0004800*

### **Appeals in Idaho Supreme Court**

*Two Jinn, Inc., v. Idaho Department of Insurance, Docket No. 38759*

*Altrua HealthShare, Inc. v. Bill Deal and the Idaho Department of Insurance, Docket No. 39388*

### **Actions in U.S. District Court, District of Idaho**

*Christine M. Marceau v. State of Idaho, Department of Insurance, Case No. CV 09 514 S EJL*

*W. Robert Lemke, et al. v. State of Idaho, Department of Insurance, et al., Case No. 1:11-CV-00454-BLW*

# ***Summary of Legislative Changes Enacted in 2011 Impacting the Department of Insurance or the Insurance Industry***

## **Department of Insurance Legislation**

The following insurance-related bills were enacted into law and took effect July 1, 2011, unless otherwise noted. Bill numbers in bold are legislative changes proposed by the Department of Insurance.

**House Bill 130** – Amends Chapter 60, Title 41, Idaho Code, relating to the Idaho Immunization Assessment Board to clarify that the Board has authority to consult with experts to assist it in carrying out its functions under the chapter, to broaden the types of information that may be provided to the Board by the Department of Health and Welfare for purposes of determining the assessment amount, to provide that the assessment will be made annually, to clarify how the amount of the annual assessment should be calculated, to define which vaccines will be funded by the assessment, to clarify that assessment funds may be used to pay for necessary administrative functions under the chapter, and to address how any excess funds will be handled.

**House Bill 131** – Amends Chapter 59, Title 41, Idaho Code, relating to the Idaho Health Carrier External Review Act to more closely conform to the model external review law developed by the National Association of Insurance Commissioners. The Act provides an opportunity for an independent review when an insurance company denies a health insurance claim. Among other things, the changes expand the types of claims eligible for external review and ensure that appeals from health carrier claims in Idaho will be governed by state law and not federal law.

### **Other Insurance-Related Legislation for 2011:**

House Bill 179 – Conforms Idaho's Surplus Line law found in Chapter 12, Title 41, Idaho Code, to the provisions of the Nonadmitted and Reinsurance Reform Act of 2010, included as Subtitle B of the Dodd-Frank Wall Street Reform and Consumer Protection Act of 2010. Also designates parts of Idaho law which will apply to future surplus line insurance transactions in Idaho and exempts search requirements for admitted carrier coverage in certain circumstances.

House Bill 283 – Amends Idaho Code § 41-1314 by replacing the terms agent, solicitor and broker with the current term "producer" and adding disability insurance to the lines of insurance referenced. Increases the aggregate value of prizes, goods, wares, merchandise, articles or property that can be provided to a policyholder or prospective policyholder to \$200 per calendar year.

House Bill 299 – Amends Idaho Code § 41-5904 to allow self-funded ERISA health plans to opt in to the state external review process on a per case basis or for a period of time if they do not wish to use the federal external review process.

Senate Bill 1087 – Amends Idaho Code §§ 41-2705 and 2706 for the purpose of separating the governance of escrow fees from title insurance rates.

Senate Bill 1088 – Amends Idaho Code §§ 49-1807A and 1812 to revise and add provisions relating to an insurer taking possession of a towed or stored vehicle which has been determined to be a total loss.

Senate Bill 1089 – Amends Idaho Code § 49-524 to provide a process by which an insurer can dispose of salvage vehicles when the title has been lost or is unavailable.

Senate Bill 1090 – Repeals and replaces Title 41, Chapter 43, Idaho Code, relating to the Idaho Life and Health Insurance Guaranty Association Act to more closely align it with the most recent National Association of Insurance Commissioners' model act. The new version is designed to streamline the process of dealing with insurance company insolvencies, which often involve companies doing business in multiple states.

Senate Bill 1115 – Adds Idaho Code § 41-1848 to prohibit abortion coverage by a qualified health plan offered through an exchange created pursuant to the Patient Protection and Affordable Care Act within the state of Idaho and to provide certain exceptions.

## ***Rules Adopted***

<b><u>Rule No.</u></b>	<b><u>Name</u></b>
Rule 4 IDAPA 18.01.04	Rules Pertaining to Bail Agents Effective April 7, 2011
Rule 5 IDAPA 18.01.05	Health Carrier External Review Effective April 7, 2011
Rule 47 IDAPA 18.01.47	Valuation of Life Insurance Policies Including the Introduction and Use of New Select Mortality Factors Effective April 7, 2011
Rule 50 IDAPA 18.01.50	Adoption of the International Fire Code Effective April 7, 2011
Rule 53 IDAPA 18.01.53	Continuing Education Effective April 7, 2011
Rule 66 IDAPA 18.01.66	Director's Authority for Companies Deemed to be in Hazardous Financial Condition Effective April 7, 2011
Rule 77 IDAPA 18.01.77	Actuarial Opinion and Memorandum Rule Effective April 7, 2011
Rule 79 IDAPA 18.01.79	Recognition of Preferred Mortality Tables for Use in Determining Reserve Liabilities Effective April 7, 2011

## ***Bulletins Issued***

<b><u>Bulletin No.</u></b>	<b><u>Subject</u></b>
11-01	Money Handling and Fiduciary Funds May 6, 2011
11-02	Use of Revised Accounting Practices and Procedures Manual of the NAIC May 16, 2011
11-03	Rebates/Inducements - Value-Added Services (Replaces Bulletin No. 09-14) June 8, 2011
11-04	Idaho Health Carrier External Review Act Amendments June 13, 2011
11-05	IDAPA Rule 18.01.04 (Bail Rule) June 23, 2011
11-06	Rate of Interest on Deferred Payment of Cash Surrendered Benefits, Effective July 1, 2011 (Rescinds Bulletin 10-07)
11-07	Submission and Rate Review Requirements for Individual and Small Employer Health Benefit Plans - Effective Rate Review Commencing September 1, 2011 September 2, 2011
11-08	Amendments to the Idaho Surplus Line Law, Title 41, Chapter 12, Idaho Code, and Implementation of the Federal Nonadmitted and Reinsurance Reform Act of 2010 November 29, 2011

## ***Idaho Health Insurance Exchange Project***

The Idaho Health Insurance Exchange Project conducted several stakeholder meetings during 2011 as part of the task to plan and design a state-based Health Insurance Exchange for Idaho. The first round of stakeholder involvement meetings was conducted in the spring of 2011. During the months of March and April 2011, six public stakeholder meetings and focus groups were conducted to gain public input on a proposed Health Insurance Exchange in Idaho. Ninety-two (92) organizations were represented at three locations in Idaho: Boise, Caldwell and Coeur d'Alene.

In December 2011, ten public meetings (known as Round 2) were conducted to provide information to the public regarding the progress of the project and to obtain comments and opinions from stakeholders regarding the proposed Idaho Health Insurance Exchange. Stakeholder feedback will be used to help determine the requirements of a Health Insurance Exchange designed for Idahoans' needs. The Round 2 meetings were attended by representatives from 129 organizations, totaling 262 attendees. Of the 262 attendees, 65 provided written responses to a questionnaire. Verbal comments were also captured by a Health Insurance Exchange note taker.

The Round 2 stakeholder meetings resulted in the collection of valuable information which will be used to further develop a plan tailored to the needs of Idaho. Although some opinions greatly varied, concerns regarding cost, uncertainty and role were evident at each meeting location.

## ***Idaho Immunization Assessment Board***

The 2010 Idaho Legislature adopted Title 41, Chapter 60, Immunization Assessments. The Idaho Immunization Assessment funds vaccines for insured children provided by the Idaho Immunization Program of the Idaho Department of Health and Welfare.

Under this program, the Idaho Department of Health and Welfare is able to purchase vaccines for insured children at significant discounts. In addition, the program facilitates immunization of children by enabling physicians and other health care professionals in Idaho to obtain most or all of their childhood vaccine supply from the Idaho Department of Health and Welfare as a single source.

The legislation also created the independent Idaho Immunization Assessment Board to assess mandatory fees from all carriers covering children in the state of Idaho to fund this program. Under the Board's Plan of Operation, carriers report to the Idaho Department of Insurance the numbers of program-eligible children they cover as of January 31 of each year on or before February 28 of that year. The annual assessment fee notice is sent to all carriers no later than March 31 with a due date of May 31. If the billing is greater than \$50,000, the carrier may request a quarterly installment plan.

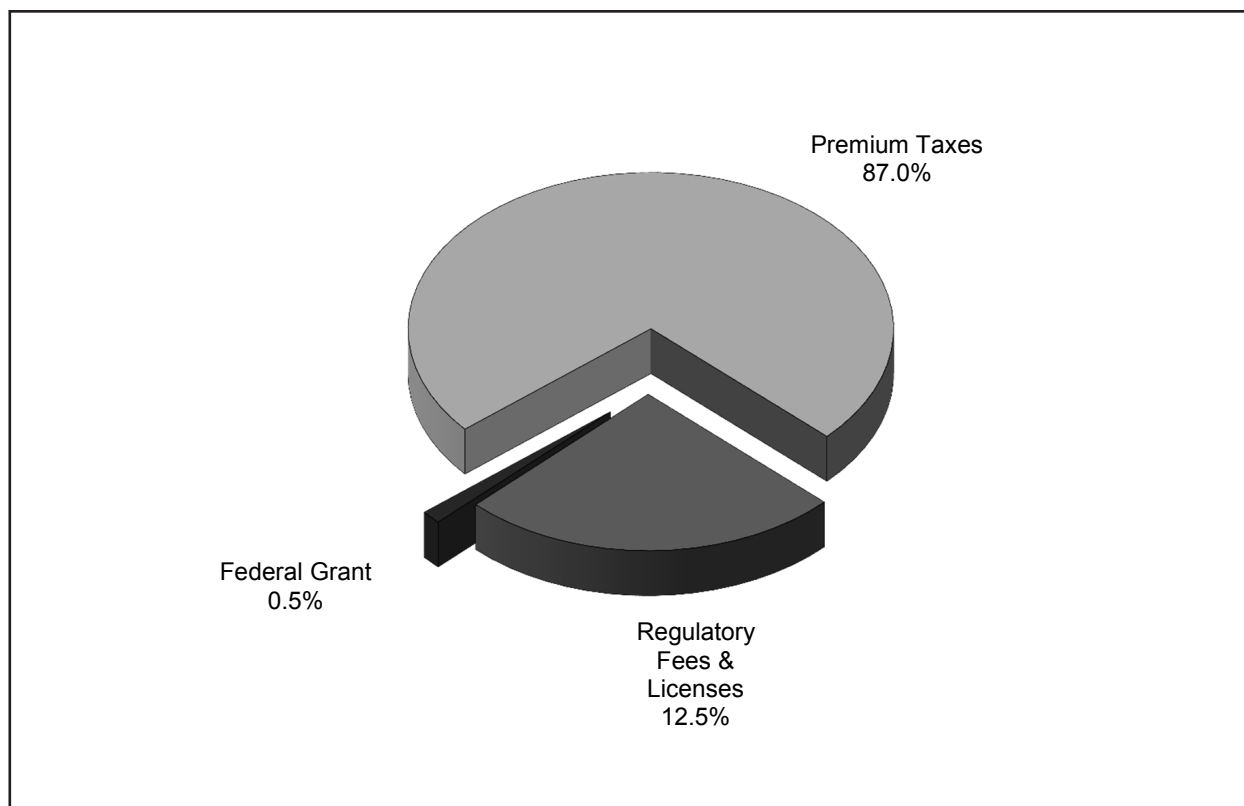
The 2011 assessment per program-eligible child is \$79.00.

### **Highlights for Year 2011**

◆ Total carriers surveyed	253
◆ Total assessed	\$16,999,101



**Department Fund Sources\***  
**For the Fiscal Year Ended June 30, 2012**

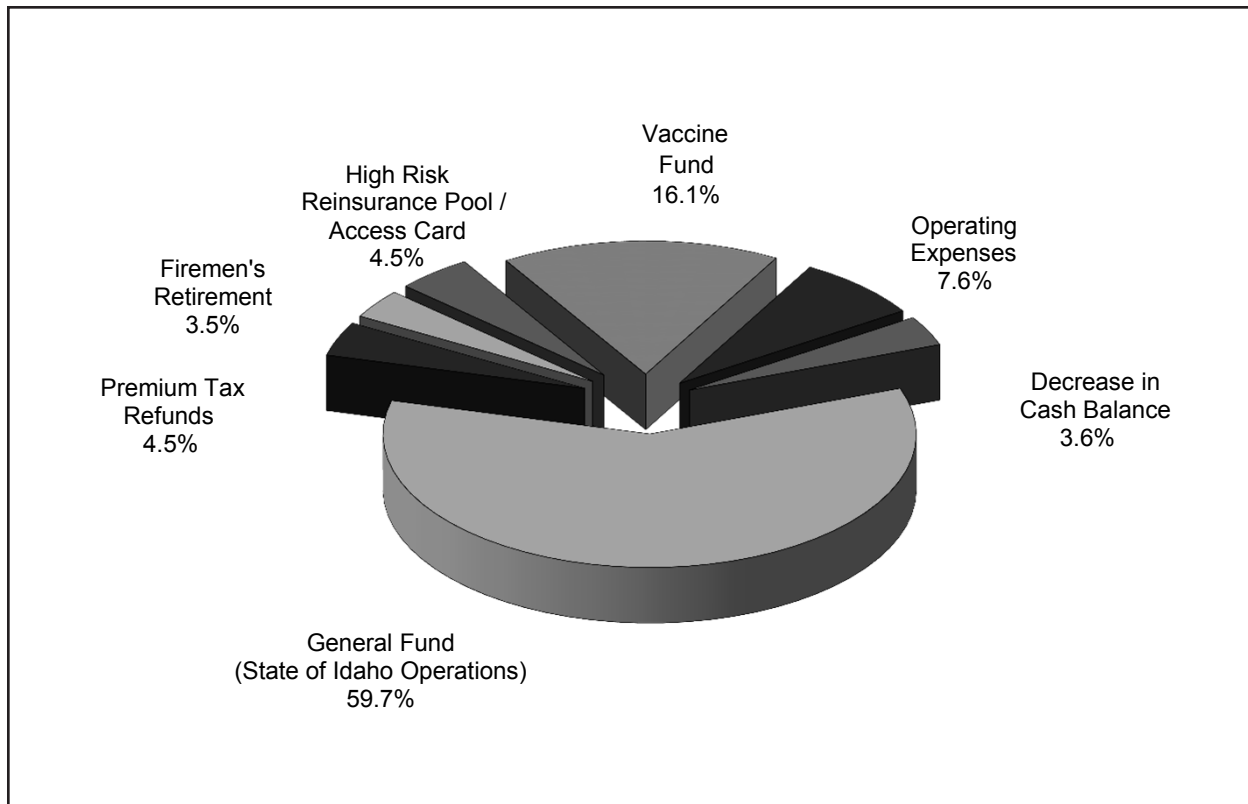


Premium Taxes, Fines & Penalties	\$	66,636,642
Regulatory Fees & Licenses & Interest		23,168,419
Federal Grant		1,225,208
Total	\$	<u>91,030,269</u>

Department receipts totaled just over \$91.0 million in FY12. Taxes on insurance premiums constituted the largest portion (87.0%) of these receipts, amounting to \$66.6 million. Regulatory fees and licenses of \$23.2 million and federal grant funds of \$1.2 million accounted for the remainder of the FY12 receipts. Although premium taxes represent the department's largest single source of receipts, these dollars are not used to finance department operations. The majority of premium tax proceeds are distributed to the General Fund to finance other state programs. The balance of the premium tax proceeds is distributed to the Premium Tax Refund Fund, the Firemen's Retirement Program, the High Risk Reinsurance Pool and the Access Card Program.

\*Includes the following funds: Insurance Administrative Account; Arson, Fire and Fraud Prevention Account; Idaho Immunization Dedicated Vaccine Fund; Insurance Insolvency Account; Cigarette Propensity Enforcement Fund and Federal Grant Fund.

**Department Fund Applications\***  
**For the Fiscal Year Ended June 30, 2012**



General Fund	\$ 53,354,141
Premium Tax Refunds	3,692,158
Firemen's Retirement (PERSI)	3,136,829
High Risk Reinsurance Pool/Access Card Program	4,101,172
Immunization Dedicated Vaccine Fund	15,158,725
Department Operating Expenses	6,883,412
Decrease in Cash Balance to General Fund	3,225,000
Total	\$ 89,551,437

In FY12, distributions to the General Fund totaled almost \$56.6 million, while distributions to the Premium Tax Refund Fund, Firemen's Retirement Program, High Risk Reinsurance Pool/Access Program and the Idaho Immunization Dedicated Vaccine Fund were \$3.7 million, \$3.1 million, \$4.1 million and \$15.2 million, respectively. The department's operations are funded by regulatory fees, licenses and other miscellaneous revenue sources. In FY12, the department expended \$6.9 million, or 7.6% of its total receipts, to fund department program operations.

\* Includes the following funds: Insurance Administrative Account; Arson, Fire and Fraud Prevention Account; Idaho Immunization Dedicated Vaccine Fund; and the Federal Grant Fund.

***Schedule of Receipts and Disbursements***  
***For the Fiscal Year Ended June 30, 2012***

<i>Insurance Administrative Fund</i>		
<b>Free Fund Balance, July 1, 2011</b>	\$	8,953,760
Encumbrances as of July 1, 2011		<u>-</u>
<b>Total Free Fund Balance, July 1, 2011</b>	\$	8,953,760
<b>Receipts:</b>		
Premium Taxes	\$	66,031,140
Licenses, Permits and Fees		6,802,333
Fines & Penalties		605,502
Other Revenue		<u>311,834</u>
<b>Total Receipts</b>		<u>73,750,809</u>
Total Cash Available		<u>82,704,568</u>
<b>Disbursements:</b>		
Personnel Costs	\$	3,317,623
Communication Services		63,796
Employee Development		64,555
Other Services (Clerical)		89,537
Professional Services		1,475,373
Repairs & Maintenance		38,308
Administrative Services		9,997
Data Processing Services		25,634
Employee Travel Costs		46,178
Supplies		60,942
Insurance		1,260
Rental & Operating Leases		266,125
Misc Expend (Investigative; Governmental Overhead)		77,959
Capital Outlay		<u>83,000</u>
<b>Total Disbursements</b>		(5,620,288)
<b>Prior Period Expenditures as of June 30, 2012</b>		-
<b>Encumbrances as of June 30, 2012</b>		-
<b>Transfers Out:</b>		
General Fund	\$	53,354,141
Insurance Refund Fund		6,044,500
Firemen's Retirement (PERSI)		3,136,829
Insurance Insolvency Fund		-
High Risk Reinsurance Pool		3,300,586
Dept of Health & Welfare Access Card Prgm		800,586
Excess Cash on July 1st to General Fund		<u>872,658</u>
<b>Total Transfers Out</b>		<u>(67,509,300)</u>
<b>Free Fund Balance, June 30, 2012</b>	\$	<u><u>9,574,980</u></u>

***Schedule of Receipts and Disbursements***  
***For the Fiscal Year Ended June 30, 2012***

***Arson, Fire & Fraud Prevention Fund***

<b>Free Fund Balance, July 1, 2011</b>	\$	1,495,608	
Encumbrances as of July 1, 2011		<u>10,500</u>	
<b>Total Free Fund Balance, July 1, 2011</b>	\$		1,506,108
<b>Receipts:</b>			
Licenses, Permits and Fees	\$	785,601	
Interest Income		11,926	
Other Revenue			
<b>Total Receipts</b>		<u></u>	<u>797,527</u>
<b>Total Cash Available</b>			<u>2,303,635</u>
<b>Disbursements:</b>			
Personnel Costs	\$	595,533	
Communication Services		13,760	
Employee Development		6,507	
Technical Services		71,690	
Repairs & Maintenance		4,881	
Administrative Services		3,336	
Computer Services		1,084	
Employee Travel Costs		13,329	
Supplies		35,456	
Insurance		316	
Rental & Operating Leases		49,452	
Miscellaneous Expenditures		2,678	
Capital Outlay		<u>19,436</u>	
<b>Total Disbursements</b>			<u>(817,458)</u>
<b>Prior Period Expenditures as of June 30, 2012</b>			(10,500)
<b>Encumbrances as of June 30, 2012</b>			<u>-</u>
<b>Free Fund Balance, June 30, 2012</b>	\$		<u><u>1,475,677</u></u>

***Insurance Refund Fund***

<b>Free Fund Balance, July 1, 2011</b>	\$	40,000	
<b>Transfers in from Insurance Administrative Fund</b>		<u>6,044,500</u>	
<b>Total Cash Available</b>	\$		6,084,500
<b>Disbursements:</b>			
Refunds of Premium Tax Overpayments	\$	<u>3,692,158</u>	
<b>Total Disbursements</b>			(3,692,158)
<b>Transfers Out:</b>			
General Fund	\$	<u>2,352,342</u>	
<b>Total Transfers Out</b>			<u>(2,352,342)</u>
<b>Free Fund Balance, June 30, 2012</b>	\$		<u><u>40,000</u></u>

***Schedule of Receipts and Disbursements***  
***For the Fiscal Year Ended June 30, 2012***

<i>Federal Grant Fund</i>		
<b>Free Fund Balance, July 1, 2011</b>	\$	(44,718)
Encumbrances as of July 1, 2011		<u>1,585</u>
<b>Total Free Fund Balance, July 1, 2011</b>	\$	(43,133)
<b>Receipts:</b>		
Federal Grants	\$	<u>1,225,208</u>
<b>Total Receipts</b>		1,225,208
<b>Advances Received</b>		<u>-</u>
<b>Total Cash Available</b>		1,182,075
<b>Transfers Out To:</b> Idaho Dept of Health & Welfare		(770,433)
<b>Disbursements:</b>		
Personnel Costs	\$	199,525
Operating Expenses		127,321
Sub-Grantee Payments		99,819
Capital Outlay		19,000
<b>Total Disbursements</b>		<u>(445,666)</u>
<b>Prior Period Expenditures as of June 30, 2012</b>		(983)
<b>Encumbrances as of June 30, 2012</b>		<u>-</u>
<b>Free Fund Balance, June 30, 2012</b>	\$	<u><u>(35,008)</u></u>

<b><i>Insurance Insolvency Fund</i></b>		
<b>Free Fund Balance, July 1, 2011</b>	\$	100,519
<b>Receipts</b>		-
<b>Transfers In (Reduction in General Fund Transfer)</b>		<u>-</u>
<b>Total Cash Available</b>		100,519
<b>Disbursements:</b>		
Personnel Cost		
Supplies		
Communication Services		
Miscellaneous Expenditures		
Professional Services		-
Employee Travel Costs		
<b>Total Disbursements</b>		<u>-</u>
<b>Transfers Out:</b>		
General Fund	\$	<u>519</u>
<b>Total Transfers Out</b>		<u>(519)</u>
<b>Free Fund Balance, June 30, 2012</b>	\$	<u><u>100,000</u></u>

***Schedule of Receipts and Disbursements***  
***For the Fiscal Year Ended June 30, 2012***

<b><i>Liquidation Trust Fund</i></b>		
Free Fund Balance, July 1, 2011		\$ 1,266,946
<b>Receipts:</b>		
Interest & Other Investment Income	\$ 11,058	
Sale of Services, Goods & Property		
Receipts to Trust	359	
Transfers In From: Diversified Bond Fund		
Total Receipts and Transfers-In		<u>11,417</u>
Total Cash Available		1,278,363
<b>Disbursements:</b>		
Operating Expense	\$ 37,695	
<b>Transfers Out:</b>		
Investment Purchase - Universe Insurance		
Account Liquidation		
Total Disbursements and Transfers Out		<u>(37,695)</u>
Free Fund Balance, June 30, 2012		<u><u>\$ 1,240,668</u></u>

<b><i>Cigarette Propensity Enforcement Fund</i></b>		
Free Fund Balance, July 1, 2011		\$ 136,000
<b>Receipts</b>		
Regulatory Fees	\$ 98,000	
Total Receipts		<u>98,000</u>
Total Cash Available		234,000
<b>Disbursements:</b>		
Expenditures	\$ -	
Total Disbursements		<u>-</u>
Free Fund Balance, June 30, 2012		<u><u>\$ 234,000</u></u>

***Schedule of Receipts and Disbursements***  
***For the Fiscal Year Ended June 30, 2012***

***Idaho Immunization Dedicated Vaccine Fund***

Free Fund Balance, July 1, 2011		\$	<u>0</u>
<b>Receipts</b>			
Regulatory Fees	\$	<u>15,158,725</u>	
<b>Total Receipts</b>			<u>15,158,725</u>
<b>Total Cash Available</b>			<u>15,158,725</u>
<b>Disbursements:</b>			
Disbursements	\$	<u>                    </u>	
<b>Total Disbursements</b>			<u>-</u>
<b>Transfers Out:</b>			
Health & Welfare	\$	<u>15,158,725</u>	
<b>Total Transfers Out</b>			<u>(15,158,725)</u>
Free Fund Balance, June 30, 2012		\$	<u><u>-</u></u>

***Idaho High Risk Individual Reinsurance Pool***

Free Fund Balance, July 1, 2011		\$	<u>-</u>
Transfers in from Insurance Administrative Fund			<u>3,300,586</u>
<b>Total Cash Available</b>			<u>3,300,586</u>
<b>Disbursements:</b>			
Payment to High Risk Pool	\$	<u>3,300,586</u>	
<b>Total Disbursements</b>			<u>(3,300,586)</u>
<b>Transfers Out:</b>			
<b>Total Transfers Out</b>			<u>                    </u>
Free Fund Balance, June 30, 2012		\$	<u><u>-</u></u>

# State Fire Marshal

The staff of the State Fire Marshal's Office works with fire departments across the state. They provide assistance with fire code interpretation, application and enforcement. They are also responsible for reviewing plans for all state-owned or maintained buildings for compliance with fire and life safety codes. If requested by local fire departments, the staff can also assist with local building plan reviews and inspections. The staff conducts training sessions on the adopted fire code, incident reporting procedures and fire investigations.

The state fire marshal has the statutory responsibility of being the chief arson investigation officer for the state of Idaho. He and his six deputies work with local authorities when requested on the investigation of fires and explosions in Idaho.

The State Fire Marshal's Office licenses the fire sprinkler contractors who work in Idaho, trains and certifies state fire code officials and licenses persons and businesses that import or wholesale fireworks in Idaho. The office maintains a recordkeeping system that includes data submitted from fire agencies that cover approximately 95% of the population of Idaho. They are committed to FIGHTING FIRE WITH FACTS.

## *Mission Statement*

*The State Fire Marshal's Office participates in and coordinates an integrated statewide system designed to protect human life from fire and explosions through fire prevention and the investigation of fires. The program involves fire prevention activities, fire/arson investigations and the operation of various statistical systems, including the Idaho Fire Incident Reporting System (IFIRS).*

## Highlights for Year 2011

◆ Total fires reported in Idaho	4,952
◆ Number of residential fires	1,191
◆ Total estimated dollar loss reported	\$39 million
◆ Civilian fatalities reported	28
◆ Firefighter fatalities	0

Idaho Code Section 41-254 requires that the state fire marshal make an annual report to the governor and the legislature by the 15th of July each year. The detailed annual report can be found at the State Fire Marshal website ([www.doi.idaho.gov/sfm/firemars.aspx](http://www.doi.idaho.gov/sfm/firemars.aspx)).





# ***Consumer Services***

The Consumer Services Bureau consists of three sections: Consumer Affairs, Senior Health Insurance Benefits Advisors (SHIBA) and Investigations. The sections work together to protect the public's interest and to make sure all participants (companies, producers and consumers) are in compliance with the laws and rules that regulate the business of insurance in Idaho.

## ***Consumer Affairs***

The Consumer Affairs Section is generally the department's primary contact with the public. The section assists Idaho residents in a number of ways:

- including analyzing consumer, company and producer complaints and problems relating to all facets of the insurance industry to determine if a violation of Idaho Code or contract provisions has occurred;
- providing assistance to consumers, companies, producers and legal representatives in the form of technical assistance on claims procedures, underwriting, insurance laws and rules;
- reviewing insurance contracts, policies and related documents to assure compliance with Idaho insurance laws and rules;
- conducting investigations concerning alleged violations of insurance laws, evaluating the merit of the complaint/inquiry and recommending a course of action to department staff; and
- providing technical expertise for the market conduct examination of domestic and foreign insurers.

The Consumer Affairs Section also provides information to consumers via the department website. Some of the information and services the Consumer Affairs Section provides online includes:

- answers to common insurance questions,
- basic information regarding insurance products,
- online complaint filing, and
- summaries of complaint data.

Consumers can contact a Consumer Affairs Officer through the toll-free Consumer Assistance Helpline, by mail, fax or the Internet, or by calling or visiting any one of the department's offices around the state in Boise, Coeur d'Alene and Pocatello as listed on page 1.

### **Highlights for Year 2011**

♦ Written complaints opened	863
♦ Written complaints closed	906
♦ Inquiries from consumers/public	7,225
♦ Funds recovered for the public	\$2,666,012

## ***SHIBA Program (Senior Health Insurance Benefits Advisors)***

The Senior Health Insurance Benefits Advisors (SHIBA) Program provides free information, counseling and assistance programs for Medicare beneficiaries who have questions about or problems with health insurance issues such as Medicare, Medicare supplement insurance, Medicare health plans and long-term care insurance.

The SHIBA staff, advocates and volunteer counselors focus on educating Medicare beneficiaries and senior service providers about rights and protections for people with Medicare, Medicare program updates, coordination of benefits, understanding Medigap, Medicare health plan options and long-term care issues. This past year SHIBA assisted thousands of Medicare beneficiaries through statewide presentations, disseminated information at senior centers and to service providers and various community groups, attended conferences and health fairs and provided one-on-one counseling sessions.

Continuing issues impacting Medicare consumers include private fee-for-service plans, how to choose a prescription drug plan and ongoing changes to the Medicare program. SHIBA staff continues to reach out to people with Medicare and their caregivers on these important healthcare issues.

### **Highlights for Year 2011**

◆ Total client contacts	16,841
◆ Total presentations and enrollment events	772
◆ People reached through presentations and events	17,914
◆ Medicare counseling hours	9,306

## ***Investigations***

The mission of the Investigations Section is two-fold: first, to protect Idaho's insurance consumers from dishonest individuals conducting the business of insurance and, second, to investigate allegations of individuals filing fraudulent insurance claims against insurance companies.

Whatever its form, insurance fraud is a crime that impacts everyone by increasing the cost of insurance premiums and related goods and services. When allowed to go unchecked, insurance fraud has been demonstrated to have a severe negative effect on the economy as a whole.

The Investigations Section conducts criminal and administrative investigations throughout the state and works closely with the public, the insurance industry and law enforcement. The Investigations Section not only investigates and refers cases for criminal and administrative legal action, but also serves as an education resource to the insurance industry and law enforcement in preventing and recognizing insurance fraud. The section also educates the public on the dangers of insurance fraud through media presentations and the distribution of brochures and pamphlets.

Two special prosecutors from the Attorney General's Office review and prosecute insurance fraud cases. The section also works with the State Fire Marshal's Office on insurance-related arson investigations.

The Department of Insurance organized and oversees the Idaho Fraud Awareness Coalition, which is made up of industry members, community organizations, law enforcement and government agencies united to educate the citizens of Idaho about the cost, consequences and impact of fraud. Members support the Coalition through financial and other contributions. Coalition members take the message about fraud statewide through a variety of outreach opportunities including civic and faith-based organizations, business meetings, community gatherings, professional associations and senior centers. The Coalition's website, [www.fightfraudidaho.com](http://www.fightfraudidaho.com), is a resource for education, fraud prevention and reporting.

The Investigations Section is dedicated to detecting, preventing, neutralizing and eliminating insurance fraud and ensuring the state of Idaho protects all those affected by these costly white collar crimes.

### **Highlights for Year 2011**

♦ Opened cases	255
♦ Closed cases	240
♦ Cases referred for criminal and administrative action	43
♦ Criminal convictions obtained	8



# ***Company Activities***

The Company Activities Bureau consists of five sections: Examinations, Premium Tax, Rates and Forms, Producer Licensing, and Market Analysis. Although each section has a separate function, all work in close association on some issues.

## ***Examinations***

The Examinations Section monitors the financial condition of all insurance entities conducting business in the state of Idaho to ensure that each complies with Idaho law and that the financial obligations of the company to its policyholders will be met. Regulated insurance entities include domestic and foreign stock and mutual insurers, fraternal benefit societies, managed care organizations (MCOs), self funded healthcare plans, risk retention and purchasing groups, and rating organizations. Additionally, the Examinations Section includes a senior financial examiner who regulates the title industry in Idaho.

Major functions of this section include:

- Initial licensing or authorization of insurers to transact business in the state via the granting of a certificate of authority. The admission process is completed in an effective and timely manner to admit financially sound insurers and related entities that will offer quality insurance products and services to Idaho residents.
- Financial analysis and review of company financial reports to determine the company's compliance with all Idaho Code requirements, financial solvency and ability to meet its contractual obligations to policyholders. This area reviews annual statements, quarterly statements, audited financial statements and other filings made by an insurer. The section focuses primarily on the solvency of Idaho domestic insurers and also monitors foreign companies licensed in Idaho and performs reviews of foreign companies on an as-needed basis.
- Examination of the financial and market conduct condition of Idaho domestic insurers to ensure that they are operating in accordance with Idaho insurance laws and rules and the Statutory Accounting Practices and Procedures Manual. Examinations are prescribed by law to be conducted at least every five years but may be undertaken more frequently if the director deems necessary.
- Regulation of all aspects of title agencies operating in Idaho. This includes title agent licensing, contract examiner oversight, routine examinations of title agent operations and title plants, review of three-year escrow audits, handling consumer and industry complaints, enforcing compliance with Idaho Code and IDAPA rules, reviewing escrow rate filings and reviewing insurer title insurance rates and forms as required.
- Initial license issue and maintenance, including affiliations, for individual, agency, resident and non-resident producers/independent & public adjusters/Life Settlement brokers & providers/Bail/Title/MGA/TPA/IRO/Reinsurance Intermediary and Surplus Lines licensing. Biennial and annual license review in order to continuously assess the fitness of a licensee. Legal referrals for denial or revocation of license with participation in Department hearings. Website, forms maintenance and communications in connection with all of the above license types.

## ***Company Examinations and Admissions***

### **Companies Admitted/Listed/Registered in 2011**

<b><u>License#</u></b>	<b><u>Company Name/Type</u></b>	<b><u>Domicile State</u></b>
------------------------	---------------------------------	------------------------------

#### **Accredited Reinsurer**

4082	Ironshore Specialty Insurance Company	AZ
------	---------------------------------------	----

#### **Advisory Organization**

4126	MSO Inc.	NJ
------	----------	----

#### **Charitable Gift Annuities**

4076	Allegheny College	PA
4061	American Association of University Women, Inc.	DC
4090	AMG International	TN
4055	Anti-Defamation League Foundation	NY
4073	Baptist General Conference Cornerstone Fund	IL
4058	Benedictine College	KS
4095	Biblica Ministries Foundation	CO
4071	Child Evangelism Fellowship, Inc.	MO
4105	Food for the Hungry, Inc.	AZ
4080	Greenpeace Fund	DC
4091	Guiding Eyes for the Blind, Inc.	NY
4104	Legacy Tree Foundation	TN
4054	Plan International USA, Inc.	RI
4106	The Reed Institute	OR
4081	Shepherds Baptist Ministries, Inc.	WI
4103	Susquehanna University	PA
4125	Veterans of Foreign Wars of the United States	MO

#### **Life/Health**

4109	Coventry Health and Life Insurance Company	DE
4060	Destiny Health Insurance Company	IL
4084	Landmark Life Insurance Company	TX
4059	PacificSource Community Health Plans, Inc.	OR
4062	Savings Bank Life Insurance Company of Massachusetts	MA

#### **Property/Casualty**

4097	Catlin Indemnity Company	DE
4113	Citizens Insurance Company of America	MI
4063	Employers Assurance Company	FL
4098	Fidelity National Indemnity Insurance Company	TX
4064	Key Risk Insurance Company	NC
4083	Knightbrook Insurance Company	DE

**Companies Admitted/Listed/Registered in 2011 (continued)**

<b><u>License#</u></b>	<b><u>Company Name/Type</u></b>	<b><u>Domicile State</u></b>
4114	Massachusetts Bay Insurance Company	NH
4086	Midwest Family Mutual Insurance Company	IA
4094	Nutmeg Insurance Company	CT
4115	Pioneer Specialty Insurance Company	MN
4122	Samsung Fire & Marine Insurance Co., Ltd	NY
4088	Western National Mutual Insurance Company	MN

**Purchasing Groups**

4111	123CPL	PA
4127	Alliance of Event Planners & Vendors, Inc.	CA
4128	Alliance of Nonprofits, Inc.	CA
4121	BIZ Choice Last Mile Logistics Purchasing Group	IL
4107	E.E. Hall Auto Dealer Umbrella PG, Inc.	DE
4089	Energi RPG, LLC	DE
4120	Financial Services Professional Risk Purchasing Group	CA
4112	Firstservice Financial RPG, Inc.	DE
4129	Global Travel and Hospitality Network, Inc. (GTAHN)	WI
4087	Healing Touch Professional Association	CO
4078	Hudson Transportation Purchasing Group	DC
4065	Independent Contractor Services PG, Inc.	DE
4117	Insurance Plus Risk Purchasing Group, LLC	DE
4092	IPHFHA Risk Purchasing Group	IL
4072	JC Stevens Crane & Boom Truck Risk Purchasing Group, Inc.	DE
4116	KIS PG of Florida, Inc.	DE
4056	National Automotive Coalition, Inc.	DE
4074	New England Sports, Recreation and Entertainment RPG, Inc.	MA
4093	TMS-CBS RPG, LLC	AZ
4066	USI Risk Purchasing Group, Inc.	DE
4100	WBC Risk Purchasing Group, Inc.	IN

**Risk Retention Group**

4101	Cattleman's Insurance Company, A Risk Retention Group	MT
4102	Livestock Market Enhancement Risk Retention Group	NV
4099	Oceanus Insurance Company, A Risk Retention Group	SC
4110	PIA Professional Liability Insurance Company, A Risk Retention Group	MT
4057	State Capitol Insurance Risk Retention Group, Inc.	NV

**Surplus Lines**

4108	Associated Industries Insurance Company, Inc.	FL
4085	Covington Specialty Insurance Company	NH
4118	Hermitage Insurance Company	NY
4070	Merchants National Insurance Company	NH



**Companies Admitted/Listed/Registered in 2011 (continued)**

<b><u>License#</u></b>	<b><u>Company Name/Type</u></b>	<b><u>Domicile State</u></b>
------------------------	---------------------------------	------------------------------

**Surplus Lines (continued)**

4096	Mid-Continent Excess and Surplus Insurance Company	DE
4119	Republic-Vanguard Insurance Company	AZ
4068	SCOR UK Company Limited	UK

**Title**

4077	National Title Insurance of New York, Inc.	NY
------	--	----

**Trusted Reinsurer Only**

4123	DaVinci Reinsurance LTD	Bermuda
4067	Montpelier Reinsurance LTD	Bermuda
4124	Renaissance Reinsurance LTD	Bermuda
4079	TORUS Insurance (UK) Limited	UK

**Classification of Active and Suspended Companies 2011**

**Licensed**

County Mutual Fire	1
Fraternal Benefit Societies	14
Hospital and Professional Service Corporations	2
Hospital Liabilities Trusts	0
Life & Disability	465
Managed Care Organizations	7
Petroleum Clean Water Trusts	1
Property & Casualty	834
Title	12

**Listed**

Accredited Reinsurers	21
Advisory Organizations	8
Charitable Gift Annuities	268
Joint Reinsurance Associations	0
Surplus Lines	181
Trusted Reinsurers	12

**Registered**

Purchasing Groups	244
Rating Organizations	7
Risk Retention Groups	80
Self-Funded Employee Health Care Plans	12

## **Classification of Active and Suspended Companies 2011**

### **Other Regulated Entities**

Guaranty Associations	2
Surplus Lines Associations	1
Total Companies Regulated	2,172

## **Companies Expired, Delisted, Revoked or Withdrawn in 2011**

### **Accredited Reinsurers**

Knightbrook Insurance Company – Withdrawn March 7, 2011

### **Advisory Organization**

Industrial Risk Insurers – Delisted March 16, 2011

### **Life/Health Companies**

Life of America Insurance Company – Withdrawn June 6, 2011

National States Insurance Company – Revoked March 2, 2011

### **Property/Casualty Companies**

C.P.A. Insurance Company — Withdrawn January 3, 2011

Excalibur Reinsurance Corporation – Withdrawn September 9, 2011

PEMCO Insurance Company – Withdrawn February 25, 2011

Universal Casualty Company – Withdrawn April 28, 2011

Western Insurance Company – Revoked September 26, 2011

### **Purchasing Groups**

ACA International – Withdrawn February 22, 2011

For Agents and Brokers Liability Underwriting Services (FABLUS) – Withdrawn February 2, 2011

Inflatable Industry Purchasing Group, Inc. – Withdrawn April 12, 2011

Internet Truckstop Risk Purchasing Group, LLC – Withdrawn April 6, 2011

Physicians Purchasing Group, Inc. – Withdrawn March 31, 2011

Platinum Leisure Risk Purchasing Group, Inc. – Withdrawn April 12, 2011

Senior Care Providers Risk Purchasing Group – Withdrawn December 1, 2011

### **Risk Retention Groups**

Asset Protection Program Risk Retention Group, Inc. – Withdrawn March 7, 2011

Nationweld Risk Retention Group, Inc. – Withdrawn May 20, 2011

### **Surplus Lines Insurers**

Nutmeg Insurance Company – Delisted July 1, 2011

## ***Market Analysis***

Market Analysis is part of the National Association of Insurance Commissioners' (NAIC) Insurance Regulatory Modernization Action Plan. The purpose of Market Analysis is to develop a formal program to analyze companies based upon general market problems and companies that may be operating outside general industry norms; in other words, identify "outliers" and provide a framework of collaboration among the states for identification of market conduct issues and market regulation.

The formal program includes analysis of consumer complaint data and coordinated scheduling of baseline analysis including financial data. Market Analysis provides technical expertise and conducts or participates in market conduct examinations of domestic and foreign insurers.

Market Analysis also:

- Oversees and coordinates the Market Conduct Annual Statement (MCAS) project. The goal of this project is to provide a uniform system of collecting market-related information. MCAS promotes uniform analysis by applying consistent measurements and comparisons among companies.
- Facilitates interstate collaboration with implementation of uniform standards similar to existing financial standards with the goal of creating a regulatory system in which all states will have the confidence to rely on each other's regulatory efforts. This reliance will create a market regulatory system of greater domestic deference, thus allowing individual states to concentrate their efforts on issues of their choosing.
- Performs follow up on completed market conduct examination recommendations and identifies areas not in compliance with the Idaho Insurance Code. Market Analysis makes recommendations and referrals for possible administrative actions and assists in drafting legislation and rules.

## ***Premium Tax***

Premium taxes are collected by the Department of Insurance and deposited in the Insurance Administrative Fund #0229-10 to be distributed as follows:

- That amount as needed up to 20% for the refund account;
- A portion to the PERSI firemen's retirement account (Idaho Code Section 59-1394);
- That amount (not to exceed \$200,000 in any one year) necessary to cover administrative costs incurred by the department in placing insurance companies into receivership or supervision to the extent that such costs cannot be satisfied from the assets of the companies;
- Twenty-five percent of the premium tax exceeding \$45,000,000 to the Idaho High Risk Individual Reinsurance Pool;
- Twenty-five percent of the premium tax exceeding \$55,000,000 to the Idaho Health Insurance Access Card Fund CHIP Plan B;
- Remaining balance to the General Fund (Idaho Code Section 41-406)

Premium taxes collected from authorized insurers are in lieu of all other state and local taxes payable in the state of Idaho with the exception of real property tax (Idaho Code Section 41-405).

Premium tax offsets are allowed to the extent of 100% of the premium tax liability, unless otherwise indicated:

- Worker's Compensation Offset - All worker's compensation insurers must pay a 2.00% premium tax on Idaho premiums written to the Idaho Industrial Commission. Insurers are allowed to offset 50% of this tax against the worker's compensation tax liability with the Department of Insurance. The premium taxes paid to the Industrial Commission at the 2.00% rate should not be confused with the additional Department of Insurance 1.50% premium tax rate. The tax credit can only offset the worker's compensation premium tax liability and cannot be allowed against any other lines of insurance (Idaho Code Section 72-523, effective January 1, 2012).
- Insurance Guaranty Association Offset - Property and casualty insurers may offset their premium tax liability to the extent of 20% of the assessment for each of the five years following the year the assessment is paid. An allowable offset, or portion thereof, not used in any calendar year cannot be carried over or back to any other year. The total offsets cannot exceed the tax liability or total assessment paid. (Idaho Code Section 41-3616).
- Idaho Life & Health Guaranty Association Offset - A premium tax offset is allowed for all Class B and Class C assessments. Insurers may take any portion of the assessment as an offset in any of the five years following the year the assessment is paid. Offsets are limited to 20% of each assessment paid. An allowable offset, or portion thereof, not used in any calendar year cannot be carried over or back to any other year. The total offsets cannot exceed the tax liability or total assessment paid (Idaho Code Section 41-4314(1)).

The annual premium tax liability is based on calendar year premiums written minus dental premiums, which are taxed at .04 per subscriber per month, effective July 1, 2007. Premium taxes are prepaid in quarterly installments based on the prior year's premiums and the current year's tax rates. The installments are as follows: 60% due June 15, 20% due September 15, and 15% due December 15. The reconciliation payment is made on March 1 of the next year. (Idaho Code Section 41-402(3)).

**Summary of Premium Tax Collection**  
**Calendar Years 2007 through 2011**  
*(all figures are rounded to the nearest thousand)*

**STOCK & MUTUAL INSURERS:**

Idaho Code Sections 41-402 through 41-405

Calendar Year	Taxable Premiums	Percentage Increase of Premiums	Premium Tax
2007	3,851,678,000	2.82%	71,819,000
2008	3,848,930,000	-0.07%	67,005,000
2009	3,771,697,000	-2.01%	61,201,000
2010	3,765,569,000	-0.16%	56,660,000
2011	3,806,509,000	1.09%	57,297,000

5 year average: \$3,047,574,800 \$51,337,000

Dental taxed at 4 cents per subscriber contract per month.

**HOSPITAL & PROFESSIONAL SERVICE CORPORATIONS:**

Idaho Code Section 41-3427

Calendar Year	Premiums Written	Percentage Increase of Premiums Written	Subscriber Tax
2007	49,004,000	13.22%	116,000
2008	48,876,000	-0.26%	54,000
2009	45,333,000	-7.25%	49,000
2010	41,533,000	-8.38%	43,000
2011	37,277,000	-10.25%	41,000

5 year average: \$36,949,200 \$52,400

**MANAGED CARE ORGANIZATIONS:**

Idaho Code Section 41-3922

Calendar Year	Premiums Written	Percentage Increase of Premiums Written	Subscriber/Premium Tax
2007	14,468,000	22.16%	306,000
2008	13,501,000	-6.68%	26,200
2009	57,741,000	327.68%	987,000
2010	69,095,000	19.66%	1,041,000
2011	97,114,000	40.55%	1,461,000

5 year average: \$30,961,000 \$472,040

Dental taxed at 4 cents per subscriber contract per month.

**SURPLUS LINES BROKERS:**

Idaho Code Section 41-1229

Calendar Year	Taxable Premiums	Percentage Increase of Premiums	Premium Tax	
2007	86,311,000	13.16%	1,621,000	
2008	76,543,000	-11.32%	1,170,000	*
2009	64,258,000	-16.05%	984,000	*
2010	66,018,000	2.74%	998,000	*
2011	60,979,000	-7.63%	915,065	*

5 year average: \$58,626,000 \$954,600

\*Tax rate changed to 1.50%.

**TITLE INSURERS:**

Idaho Code Sections 41-402 through 41-405

Calendar Year	Taxable Premiums	Percentage Increase of Premiums	Premium Tax
2007	21,970,000	-16.30%	330,000
2008	17,715,000	-19.37%	266,000
2009	20,981,000	18.44%	315,000
2010	22,488,000	7.18%	337,000
2011	21,264,000	-5.44%	319,000

5 year average: \$16,630,800 \$249,600

**RISK RETENTION GROUPS:**

Idaho Code Sections 41-4805 and 41-402 through 41-405

Calendar Year	Taxable Premiums	Percentage Increase of Premiums	Premium Tax
2007	9,192,000	3.77%	193,000
2008	8,883,000	-3.36%	169,000
2009	9,956,000	12.08%	169,000
2010	7,404,000	-25.63%	111,000
2011	7,303,000	-1.36%	110,000

5 year average: \$7,087,000 \$128,400

**Premium Tax Rates - Calendar Years 2007 through 2011**

CALENDAR YEAR	STOCK & MUTUAL INSURERS	HOSPITAL & PROFESSIONAL SERVICE CORPORATIONS	MANAGED CARE ORGANIZATIONS	SELF-FUNDED HEALTH CARE PLANS	SURPLUS LINES BROKERS	TITLE INSURERS	RISK RETENTION GROUPS
2007	2.10% (1.44% if qualified for reduced rate) 4 cents per dental subscriber certificate per month effective 7-1-07	4 cents per subscriber certificate per month	2.10% (1.44% if qualified for reduced rate) 4 cents per dental subscriber certificate per month effective 7-1-07	4 cents per beneficiary per month	1.50%	1.50%	2.10% (1.44% if qualified for reduced rate)
2008	1.90% (1.46% if qualified for reduced rate) 4 cents per dental subscriber certificate per month effective 7-1-07	4 cents per subscriber certificate per month	1.90% (1.46% if qualified for reduced rate) 4 cents per dental subscriber certificate per month effective 7-1-07	4 cents per beneficiary per month	1.50%	1.50%	1.90% (1.46% if qualified for reduced rate)
2009	1.70% (1.48% if qualified for reduced rate) 4 cents per dental subscriber certificate per month effective 7-1-07	4 cents per subscriber certificate per month	1.70% (1.48% if qualified for reduced rate)	4 cents per beneficiary per month	1.50%	1.50%	1.70% (1.48% if qualified for reduced rate)
2010	1.50% 4 cents per dental subscriber certificate per month effective 7-1-07	4 cents per subscriber certificate per month	1.50%	4 cents per beneficiary per month	1.50%	1.50%	1.50%
2011	1.50% 4 cents per dental subscriber certificate per month effective 7-1-07	4 cents per subscriber certificate per month	1.50%	4 cents per beneficiary per month	1.50%	1.50%	1.50%

## ***Producer Licensing***

The Producer Licensing Section processes and reviews license applications, and then issues and renews licenses for over 86,103 producers, including residents and non-residents, business entities and individuals. We oversee 16 license types and their related procedures, statutes and rules.

Producer Licensing continues to seek out new administrative efficiencies by utilizing online services through approved vendors. Online vendor services include license applications and renewals, appointments, address changes, license copies, CE transcripts, CE downloads and more. The department processes 90-95% of all licensing transactions online. Because of these efficiencies, the turnaround time remains 1-2 days for non-residents, even with increasing numbers of licensees. The FBI fingerprinting process has become completely electronic, improving turnaround time on license issuance for resident and providing greater security.

Producer website information, is continually updated to inform and improve services to the industry and public. Website navigation for producers has become a part of the department law class and will soon become a webinar to achieve greater outreach.

The section has initiated document imaging and used email correspondence from the department to create a paperless, efficient and secure environment.

The ability to extract statistical information from various resources has been enhanced, and more efforts are going into this endeavor with all of our vendors. The section goals remain efficiency, security and service.

## ***Continuing Education***

The Continuing Education (CE) Rule IDAPA 18.01.53, modified January 1, 2004, requires resident insurance producers to obtain 24 credit hours of continuing education within each two-year licensing period, which ends at end of birth month for individuals, in compliance with the National Association of Insurance Commissioners (NAIC) model act. At least three of the 24 hours must be obtained in insurance ethics.

Appointed members of the CE Advisory Committee meet monthly to review course applications from associations, schools and providers. This review process helps to ensure quality courses are available to Idaho producers. An increasing number of applications is received each month on NAIC reciprocity forms. These courses have been approved in the vendor's home state and must be accepted in Idaho without further review. CE rules were updated in 2010 to raise standards for online courses. The section is expanding the presentation methods available for courses to include correspondence, Internet, seminar, teleconference, traditional classroom and webcast to reach the largest producer population in a convenient format.

Resident producers carrying life, health, personal lines, property or casualty lines along with bail agents and public adjusters are required to comply with the CE rules. Non-resident and limited lines producers and independent adjusters are exempt.

### **Highlights for Year 2011**

◆ License applications received	15,526
◆ Licenses issued	13,401
◆ Total licensees by 1/1/2012	92,623
◆ Total licenses renewed	23,874
◆ CE courses added	1,441



## ***Rates and Forms***

The Rates and Forms Section accepts property, casualty, health and life policy contracts and related forms with the company certification ensuring they comply with Idaho Code and are not ambiguous, misleading or deceptive. The section accepts advertising filings for life and health and reviews rate filings for various lines of insurance which include individual and small group health rate manuals, Medicare supplement, long-term care, private passenger automobile, homeowners and credit. The objective is ensuring that rates are not inadequate, excessive or unfairly discriminatory.

This section is primarily responsible for administering rate and form laws on a file-and-use basis. Idaho Code Section 41-1812 states "No basic insurance policy or annuity contract form, or application form where written application is required and is to be made a part of the policy or contract, or printed rider or endorsement form or form of renewal certificate, shall be delivered, or issued for delivery in this state, unless the form has been filed with the director." Although all major lines of insurance are monitored, the section is alert to filings involving private passenger automobile rate changes, bail bonds, certificates of assumption, company mergers, credit life and disability, life settlement, consumer credit reporting, health products, long-term care, managed care organizations, Medicare supplements, title and worker's compensation. Unless the forms are submitted and filed with the Rates and Forms Section, they may not be issued to residents of Idaho. The Department receives policy and rate filings from over 2,300 companies licensed to sell products in Idaho. The Department received 6,799 separate filings in 2011 via SERFF (System for Electronic Rate and Form Filing), resulting in the following total number of forms or rates for all filings submitted in 2011:

### **Highlights**

**for Year 2011**

<b><u>Business Line</u></b>	<b><u>Forms</u></b>	<b><u>Rates</u></b>
Advertising	1134	0
Aircraft	1171	11
Annuities	1695	0
Boiler & Machinery	82	7
Commercial Auto	1168	243
Credit Life	9	1
Property	1337	170
Farmowners	220	6
Fidelity/Surety	780	71
Group Health	2299	96
General Liability	16107	865
Group Life	191	0
Homeowners	793	96
Individual Health	1505	149
Individual Life	1702	16
Inland Marine	1098	88
Personal Auto	391	178
Title	125	6
Worker's Compensation	253	50
Other	1694	148
Life Settlement	58	0
Medical Malpractice	439	31
Long-Term Care	238	17
Medicare Supplement	119	160

# Summary of Annual Statements

## Idaho Experience and Market Share of Top 20 Stock

<b>and Mutual Companies by Line of Business - 2011 .....</b>	<b>35</b>
Fire .....	35
Allied Lines .....	35
Multiple Peril Crop .....	36
Federal Flood .....	37
Farmowners Multiple Peril .....	37
Homeowners Multiple Peril .....	38
Commercial Multiple Peril (Non-Liability Portion) .....	39
Commercial Multiple Peril (Liability Portion) .....	39
Mortgage Guaranty .....	40
Ocean Marine .....	40
Inland Marine .....	41
Financial Guaranty .....	42
Medical Professional Liability .....	42
Earthquake .....	43
Group Accident and Health .....	44
Credit Accident and Health (Group and Individual) .....	44
Collectively Renewable Accident and Health .....	45
Non-Cancellable Accident and Health .....	45
Guaranteed Renewable Accident and Health .....	45
Non-Renewable for Stated Reasons Only .....	45
Other Accident Only .....	45
MedicareTitle XVIII Exempt from State Taxes and Fees .....	46
All Other Accident and Health .....	46
Federal Employee Health Benefits Program Premium .....	46
Workers' Compensation .....	47
Other Liability - Occurrence .....	47
Other Liability - Claims-Made .....	48
Excess Workers' Compensation .....	49
Product Liability .....	49
Private Passenger Auto No-Fault (Personal Injury Protection) .....	50
Other Private Passenger Auto Liability .....	51
Commercial Auto No-Fault (Personal Injury Protection) .....	51
Other Commercial Auto Liability .....	52
Private Passenger Auto Physical Damage .....	53
Commercial Auto Physical Damage .....	53
Aircraft .....	54

Fidelity .....	55
Surety .....	55
Burglary and Theft.....	56
Boiler and Machinery.....	57
Credit.....	57
Warranty.....	58
Accident and Health - Life, Health and Managed Care Companies.....	59
Title.....	59
Ordinary Life and Annuity .....	60
Credit Life .....	60
Group Life and Annuity.....	61
Industrial Life .....	62
<b>Summary of Financial Condition as of December 31, 2011 .....</b>	<b>63</b>
Life and Disability Insurers .....	63
Property and Casualty Insurers.....	76
Managed Care Organizations .....	98
Hospital and Professional Service Corporations .....	98
Hospital Trusts.....	98
Fraternal Benefit Societies .....	99
County Mutual Fire Companies.....	100
Title Companies .....	100
<b>Summary of Business in Idaho for Calendar Year 2011 .....</b>	<b>101</b>
Life and Health Insurers .....	101
Property and Casualty Insurers.....	114

# 2011 Business Fire

COMPANY NAME	DIRECT PREMIUMS WRITTEN	MARKET SHARE	DIRECT PREMIUMS EARNED	DIRECT LOSSES INCURRED	LOSS RATIO	DIRECT DEFENSE & COST CONTAINMENT EXPENSE INCURRED
AMERICAN SECURITY INS CO	2,792,735	11.2%	2,777,973	210,728	7.6%	0
FACTORY MUT INS CO	2,403,869	9.7%	2,316,030	1,227,067	53.0%	0
SAFECO INS CO OF AMER	1,721,893	6.9%	1,643,258	590,443	35.9%	12,574
TRAVELERS IND CO	1,459,260	5.9%	1,408,278	1,376,546	97.8%	16,489
AFFILIATED FM INS CO	1,186,023	4.8%	994,749	71,483	7.2%	1,512
AXIS INS CO	836,982	3.4%	384,383	53,072	13.8%	1,129
LUMBERMENS UNDERWRITING ALLIANCE	787,987	3.2%	794,220	27,752	3.5%	0
MERITPLAN INS CO	708,487	2.8%	808,321	280,400	34.7%	565
TRAVELERS PROP CAS CO OF AMER	635,572	2.6%	634,755	36,386	5.7%	(2,509)
ZURICH AMER INS CO	613,736	2.5%	394,109	35,124	8.9%	0
FOREMOST INS CO GRAND RAPIDS MI	604,489	2.4%	531,105	65,889	12.4%	(464)
AUTO OWNERS INS CO	564,060	2.3%	516,998	323,549	62.6%	31,923
WESTPORT INS CORP	534,684	2.2%	524,584	(3,949)	N/A	(316)
LIBERTY MUT FIRE INS CO	485,599	2.0%	443,533	95,458	21.5%	453
TOKIO MARINE & NICHIDO FIRE INS CO	435,871	1.8%	327,223	117,932	36.0%	8,427
GEM STATE INS CO	396,013	1.6%	380,399	150,134	39.5%	0
ALLIANZ GLOBAL RISKS US INS CO	394,867	1.6%	418,944	(67,539)	N/A	(8,862)
AMERICAN MODERN HOME INS CO	376,252	1.5%	394,829	23,296	5.9%	57
NATIONAL CAS CO	370,313	1.5%	383,684	54,187	14.1%	2,806
MUTUAL OF ENUMCLAW INS CO	362,921	1.5%	374,951	39,702	10.6%	3,743
ALL OTHERS (184)	7,247,740	29.1%	7,484,895	3,803,022	50.8%	171,568
TOTAL	24,919,353	100.0%	23,937,221	8,510,682	35.6%	239,095

## Allied Lines

COMPANY NAME	DIRECT PREMIUMS WRITTEN	MARKET SHARE	DIRECT PREMIUMS EARNED	DIRECT LOSSES INCURRED	LOSS RATIO	DIRECT DEFENSE & COST CONTAINMENT EXPENSE INCURRED
FIREMAN'S FUND INS CO	4,807,269	13.4%	4,809,984	1,633,820	34.0%	154
FACTORY MUT INS CO	4,083,370	11.4%	4,014,057	0	0.0%	0
ACE PROP & CAS INS CO	2,398,287	6.7%	2,398,287	710,937	29.6%	0
JOHN DEERE INS CO	2,235,305	6.2%	2,235,305	657,938	29.4%	0
AMERICAN AGRI BUSINESS INS CO	1,960,739	5.5%	1,960,739	1,060,412	54.1%	33,736
SAFECO INS CO OF AMER	1,843,126	5.2%	1,676,052	878,352	52.4%	11,241
TRAVELERS IND CO	1,691,713	4.7%	1,614,658	196,598	12.2%	(66,451)
FARM BUREAU MUT INS CO OF ID	1,476,832	4.1%	1,476,832	333,010	22.8%	5,053
HUDSON INS CO	1,137,841	3.2%	1,137,841	90,980	8.0%	3,460
PRODUCERS AGRICULTURE INS CO	1,060,327	3.0%	1,058,586	157,635	14.9%	0
AMERICAN SECURITY INS CO	1,024,795	2.9%	1,011,609	329,911	32.6%	0
NAU COUNTRY INS CO	729,275	2.0%	734,403	138,215	18.8%	0

**Allied Lines (continued)**

COMPANY NAME	DIRECT PREMIUMS WRITTEN	MARKET SHARE	DIRECT PREMIUMS EARNED	DIRECT LOSSES INCURRED	LOSS RATIO	DIRECT DEFENSE & COST CONTAINMENT EXPENSE INCURRED
MERITPLAN INS CO	708,487	2.0%	808,321	200,350	24.8%	362
AFFILIATED FM INS CO	614,975	1.7%	514,801	(60,183)	N/A	(1,362)
TRAVELERS PROP CAS CO OF AMER	527,793	1.5%	538,738	49,317	9.2%	(20,310)
UNITED SERV AUTOMOBILE ASSN	524,256	1.5%	457,429	294,587	64.4%	445
STONINGTON INS CO	463,148	1.3%	463,148	542,770	117.2%	(3)
ZURICH AMER INS CO	422,215	1.2%	273,444	22,939	8.4%	100
GREAT AMER INS CO	357,732	1.0%	357,732	101,657	28.4%	6,427
AUTOMOBILE INS CO OF HARTFORD CT	352,233	1.0%	315,917	158,162	50.1%	2,212
ALL OTHERS (184)	7,376,785	20.6%	7,169,401	3,036,165	42.4%	208,782
TOTAL	35,796,503	100.0%	35,027,284	10,533,572	30.1%	183,846

**Multiple Peril Crop**

COMPANY NAME	DIRECT PREMIUMS WRITTEN	MARKET SHARE	DIRECT PREMIUMS EARNED	DIRECT LOSSES INCURRED	LOSS RATIO	DIRECT DEFENSE & COST CONTAINMENT EXPENSE INCURRED
AMERICAN AGRI BUSINESS INS CO	18,257,069	22.6%	17,108,658	5,461,319	31.9%	0
ACE PROP & CAS INS CO	17,550,328	21.8%	16,783,586	13,709,551	81.7%	0
JOHN DEERE INS CO	10,587,597	13.1%	9,986,121	4,941,824	49.5%	0
RURAL COMM INS CO	9,470,439	11.7%	10,302,019	9,995,993	97.0%	0
NAU COUNTRY INS CO	6,056,941	7.5%	5,742,823	4,956,958	86.3%	0
STONINGTON INS CO	5,180,966	6.4%	5,212,672	2,241,083	43.0%	0
FARM BUREAU MUT INS CO OF ID	3,965,525	4.9%	3,965,525	2,129,293	53.7%	0
FIREMANS FUND INS CO	2,510,028	3.1%	2,501,187	1,036,464	41.4%	0
GREAT AMER INS CO	2,443,785	3.0%	2,465,325	1,004,040	40.7%	22,758
AGRI GEN INS CO	2,021,979	2.5%	2,195,449	436,241	19.9%	0
PRODUCERS AGRICULTURE INS CO	1,273,476	1.6%	1,283,208	2,037,618	158.8%	0
CUMIS INS SOCIETY INC	1,209,643	1.5%	1,237,766	1,825,414	147.5%	0
CASUALTY UNDERWRITERS INS CO	108,137	0.1%	108,137	312,908	289.4%	0
STATE FARM FIRE & CAS CO	53,855	0.1%	53,660	15,630	29.1%	0
WESTERN AGRIC INS CO	8,435	0.0%	2,530	(4,095)	N/A	0
GREAT AMER INS CO OF NY	6,689	0.0%	6,689	(103,846)	N/A	51,379
MUTUAL OF ENUMCLAW INS CO	1,667	0.0%	1,602	62	3.9%	5
HARTFORD INS CO OF THE MIDWEST	0	0.0%	0	4,873	N/A	6
GREENWICH INS CO	0	0.0%	0	(9,872,477)	N/A	(242,733)
HARTFORD CAS INS CO	0	0.0%	0	5,607	N/A	19
ALL OTHERS (1)	(20,226)	N/A	(18,158)	(1,247,079)	N/A	(66,463)
TOTAL	80,686,333	100.0%	78,938,799	38,887,381	49.3%	(235,029)

## Federal Flood

COMPANY NAME	DIRECT PREMIUMS WRITTEN	MARKET SHARE	DIRECT PREMIUMS EARNED	DIRECT LOSSES INCURRED	LOSS RATIO	DIRECT DEFENSE & COST CONTAINMENT EXPENSE INCURRED
ALLSTATE INS CO	526,069	14.8%	521,489	105,807	20.3%	0
AMERICAN BANKERS INS CO OF FL	525,468	14.8%	538,925	9,198	1.7%	0
FARMERS INS CO OF ID	489,695	13.8%	475,023	(56,218)	N/A	1,270
HARTFORD INS CO OF THE MIDWEST	482,589	13.6%	460,730	15,333	3.3%	2,225
STANDARD FIRE INS CO	270,701	7.6%	244,143	4,141	1.7%	800
FIDELITY NATL PROP & CAS INS CO	229,930	6.5%	306,919	36,365	11.9%	1,497
USAA GEN IND CO	229,653	6.5%	205,941	21,487	10.4%	1,557
SELECTIVE INS CO OF NY	121,813	3.4%	117,979	39,732	33.7%	3,831
PHILADELPHIA IND INS CO	120,901	3.4%	121,585	806	0.7%	0
FIDELITY NATL IND INS CO	97,308	2.7%	14,621	0	0.0%	0
AMERICAN FAMILY MUT INS CO	81,103	2.3%	73,949	(138)	N/A	636
AUTO OWNERS INS CO	65,332	1.8%	42,350	0	0.0%	0
LIBERTY MUT FIRE INS CO	57,889	1.6%	53,149	0	0.0%	0
HARLEYSVILLE INS CO	50,664	1.4%	48,534	0	0.0%	0
HARTFORD UNDERWRITERS INS CO	47,728	1.3%	72,053	0	0.0%	3,525
NATIONWIDE MUT FIRE INS CO	45,447	1.3%	41,145	4,643	11.3%	14
FOREMOST INS CO GRAND RAPIDS MI	40,956	1.2%	41,754	2,778	6.7%	925
METROPOLITAN PROP & CAS INS CO	32,415	0.9%	31,866	0	0.0%	0
HOMESITE INS CO	21,625	0.6%	18,353	0	0.0%	0
CENTURY NATL INS CO	8,341	0.2%	8,489	0	0.0%	0
ALL OTHERS (11)	12,817	0.4%	201,229	(1,045)	N/A	1,453
TOTAL	3,558,444	100.0%	3,640,226	182,889	5.0%	17,733

## Farmowners Multiple Peril

COMPANY NAME	DIRECT PREMIUMS WRITTEN	MARKET SHARE	DIRECT PREMIUMS EARNED	DIRECT LOSSES INCURRED	LOSS RATIO	DIRECT DEFENSE & COST CONTAINMENT EXPENSE INCURRED
FARM BUREAU MUT INS CO OF ID	21,650,540	44.4%	21,050,807	14,084,562	66.9%	584,230
MUTUAL OF ENUMCLAW INS CO	4,263,098	8.7%	4,011,558	2,278,490	56.8%	33,555
NORTH PACIFIC INS CO	3,379,575	6.9%	3,189,914	2,345,590	73.5%	216,350
UNIGARD INS CO	2,488,622	5.1%	2,756,043	1,051,518	38.2%	55,061
OREGON MUT INS CO	2,274,861	4.7%	2,089,446	2,257,707	109.1%	15,026
FARMERS ALLIANCE MUT INS CO	1,897,833	3.9%	1,844,829	1,033,086	56.0%	33,386
UNITED HERITAGE PROP & CAS CO	1,732,306	3.6%	1,694,036	982,682	58.0%	17,206
STATE FARM FIRE & CAS CO	1,448,741	3.0%	1,417,175	353,651	25.0%	(14,274)
QBE INS CORP	1,362,221	2.8%	1,273,839	102,500	8.1%	(2,556)
TRAVELERS IND CO	1,351,188	2.8%	1,417,056	1,769,631	124.9%	10,842
NATIONWIDE MUT INS CO	1,327,132	2.7%	1,340,141	487,825	36.4%	4,448
TRAVELERS IND CO OF AMER	1,083,288	2.2%	1,079,536	899,400	83.3%	(986)
AMERICAN STATES INS CO	898,983	1.8%	901,800	381,724	42.3%	(9,934)

**Farmowners Multiple Peril (continued)**

COMPANY NAME	DIRECT PREMIUMS WRITTEN	MARKET SHARE	DIRECT PREMIUMS EARNED	DIRECT LOSSES INCURRED	LOSS RATIO	DIRECT DEFENSE & COST CONTAINMENT EXPENSE INCURRED
GRANGE INS ASSN	793,062	1.6%	766,297	226,331	29.5%	7,315
TRAVELERS IND CO OF CT	640,122	1.3%	640,399	(34,072)	N/A	(14,691)
CHARTER OAK FIRE INS CO	372,514	0.8%	404,974	163,300	40.3%	2,253
AMERICAN INS CO	301,247	0.6%	391,680	341	0.1%	(1,820)
NATIONAL SURETY CORP	284,103	0.6%	202,415	1,418	0.7%	(163)
ASSOCIATED IND CORP	251,403	0.5%	108,940	2,973	2.7%	514
AMERICAN FAMILY MUT INS CO	242,865	0.5%	223,308	126,936	56.8%	(222)
ALL OTHERS (29)	748,245	1.5%	724,300	216,789	29.9%	1,263
TOTAL	48,791,949	100.0%	47,508,493	28,732,382	60.5%	936,803

**Homeowners Multiple Peril**

COMPANY NAME	DIRECT PREMIUMS WRITTEN	MARKET SHARE	DIRECT PREMIUMS EARNED	DIRECT LOSSES INCURRED	LOSS RATIO	DIRECT DEFENSE & COST CONTAINMENT EXPENSE INCURRED
STATE FARM FIRE & CAS CO	45,193,035	17.3%	45,108,887	19,155,534	42.5%	809,426
FARM BUREAU MUT INS CO OF ID	20,827,907	8.0%	19,905,454	16,267,285	81.7%	527,560
FARMERS INS CO OF ID	19,950,940	7.6%	20,843,084	6,671,572	32.0%	(18,843)
SAFECO INS CO OF IL	19,216,685	7.4%	18,055,314	6,942,247	38.5%	219,076
ALLSTATE PROP & CAS INS CO	12,598,509	4.8%	12,145,786	6,429,325	52.9%	224,236
FARMERS INS EXCH	12,582,542	4.8%	11,942,142	6,131,728	51.4%	72,791
UNITED HERITAGE PROP & CAS CO	10,960,546	4.2%	10,608,822	6,480,423	61.1%	18,442
AMERICAN FAMILY MUT INS CO	8,538,066	3.3%	8,793,527	3,468,115	39.4%	126,420
ALLSTATE IND CO	8,126,203	3.1%	8,561,000	3,022,089	35.3%	24,503
ALLSTATE INS CO	6,970,171	2.7%	7,297,622	2,802,423	38.4%	2,951
UNITED SERV AUTOMOBILE ASSN	6,728,558	2.6%	6,423,172	3,159,078	49.2%	91,749
TRAVELERS HOME & MARINE INS CO	6,403,092	2.5%	5,550,829	3,333,836	60.1%	162,212
MUTUAL OF ENUMCLAW INS CO	6,395,792	2.5%	6,497,688	3,702,210	57.0%	102,479
FOREMOST INS CO GRAND RAPIDS MI	4,997,751	1.9%	4,910,931	1,732,467	35.3%	13,754
LIBERTY MUT FIRE INS CO	4,572,199	1.8%	4,794,853	2,785,571	58.1%	34,778
METROPOLITAN PROP & CAS INS CO	4,480,330	1.7%	4,221,024	2,883,257	68.3%	16,293
USAA CAS INS CO	4,422,265	1.7%	4,339,063	1,028,373	23.7%	(7,165)
AUTO OWNERS INS CO	4,260,266	1.6%	3,857,494	1,940,134	50.3%	(22,614)
VIGILANT INS CO	3,649,830	1.4%	3,729,182	239,885	6.4%	(4,133)
OREGON MUT INS CO	3,335,245	1.3%	3,362,804	1,275,540	37.9%	19,239
ALL OTHERS (113)	47,260,100	18.1%	47,311,258	21,961,051	46.4%	252,948
TOTAL	261,470,032	100.0%	258,259,936	121,412,143	47.0%	2,666,102

**Commercial Multiple Peril (Non-Liability Portion)**

COMPANY NAME	DIRECT PREMIUMS WRITTEN	MARKET SHARE	DIRECT PREMIUMS EARNED	DIRECT LOSSES INCURRED	LOSS RATIO	DIRECT DEFENSE & COST CONTAINMENT EXPENSE INCURRED
WESTERN COMM INS CO	7,104,273	8.4%	6,931,335	3,522,143	50.8%	91,943
CINCINNATI INS CO	5,232,116	6.2%	5,177,983	1,661,740	32.1%	66,049
CONTINENTAL CAS CO	4,371,583	5.2%	4,344,942	1,387,722	31.9%	107,993
CONTINENTAL WESTERN INS CO	2,984,946	3.5%	2,886,536	253,418	8.8%	(8,157)
STATE FARM FIRE & CAS CO	2,770,591	3.3%	2,803,220	1,629,423	58.1%	43,730
FARMERS INS CO OF ID	2,528,467	3.0%	2,566,163	612,143	23.9%	3,473
PHILADELPHIA IND INS CO	2,496,063	3.0%	2,459,742	480,404	19.5%	(3,309)
AMERICAN HALLMARK INS CO OF TX	2,485,032	2.9%	2,552,570	2,101,952	82.4%	27,960
FARMERS INS EXCH	2,429,774	2.9%	2,455,078	711,572	29.0%	911
AMCO INS CO	2,429,349	2.9%	2,309,082	951,188	41.2%	53,210
UNIGARD INS CO	1,974,550	2.3%	2,355,816	1,660,886	70.5%	17,706
MUTUAL OF ENUMCLAW INS CO	1,839,244	2.2%	1,775,621	912,492	51.4%	57,329
ALLSTATE IND CO	1,786,831	2.1%	1,722,681	692,619	40.2%	17,232
TRUCK INS EXCH	1,778,269	2.1%	1,817,185	252,153	13.9%	789
TRAVELERS CAS INS CO OF AMER	1,663,289	2.0%	1,552,413	472,496	30.4%	6,114
AMERICAN ECONOMY INS CO	1,469,570	1.7%	1,509,984	508,399	33.7%	32,061
CHARTER OAK FIRE INS CO	1,382,437	1.6%	1,341,223	358,230	26.7%	2,036
HARTFORD CAS INS CO	1,329,657	1.6%	1,483,380	519,983	35.1%	1,836
NORTH PACIFIC INS CO	1,255,748	1.5%	1,306,546	328,003	25.1%	74,639
OREGON MUT INS CO	1,241,248	1.5%	1,313,728	456,566	34.8%	43,569
ALL OTHERS (212)	34,004,507	40.2%	34,080,233	18,423,363	54.1%	(1,590,467)
TOTAL	84,557,544	100.0%	84,745,461	37,896,895	44.7%	(953,353)

**Commercial Multiple Peril (Liability Portion)**

COMPANY NAME	DIRECT PREMIUMS WRITTEN	MARKET SHARE	DIRECT PREMIUMS EARNED	DIRECT LOSSES INCURRED	LOSS RATIO	DIRECT DEFENSE & COST CONTAINMENT EXPENSE INCURRED
IDAHO COUNTIES RISK MGMT PROGRAM	19,874,669	26.3%	19,688,261	8,131,125	41.3%	2,205,809
WESTERN COMM INS CO	6,905,774	9.1%	7,121,471	1,533,601	21.5%	602,309
CINCINNATI INS CO	3,631,143	4.8%	3,901,868	952,449	24.4%	835,559
PHILADELPHIA IND INS CO	2,663,372	3.5%	2,659,956	(134,197)	N/A	606,615
AMERICAN HALLMARK INS CO OF TX	2,007,998	2.7%	2,163,474	957,445	44.3%	593,945
CONTINENTAL WESTERN INS CO	1,996,892	2.6%	2,010,369	1,684,552	83.8%	537,956
TRAVELERS PROP CAS CO OF AMER	1,863,822	2.5%	1,975,694	83,906	4.3%	106,301
STATE FARM FIRE & CAS CO	1,538,260	2.0%	1,580,435	689,031	42.3%	728,489
AMCO INS CO	1,474,574	2.0%	1,553,815	336,226	21.6%	7,634
CONTINENTAL CAS CO	1,363,214	1.8%	1,354,886	691,957	51.1%	430,253
NORTH PACIFIC INS CO	1,225,477	1.6%	1,305,058	(200,169)	N/A	(31,815)
OHIO SECURITY INS CO	1,218,793	1.6%	581,359	217,942	37.5%	63,204
OWNERS INS CO	1,081,539	1.4%	1,067,108	151,306	14.2%	(170,105)



**Commercial Multiple Peril (Liability Portion) (continued)**

COMPANY NAME	DIRECT PREMIUMS WRITTEN	MARKET SHARE	DIRECT PREMIUMS EARNED	DIRECT LOSSES INCURRED	LOSS RATIO	DIRECT DEFENSE & COST CONTAINMENT EXPENSE INCURRED
AUTO OWNERS INS CO	1,038,013	1.4%	1,015,694	707,789	69.7%	236,128
AMERICAN ECONOMY INS CO	997,759	1.3%	1,040,020	45,852	4.4%	(98,718)
AMERICAN FAMILY MUT INS CO	994,186	1.3%	1,032,384	(69,528)	N/A	3,514
CHARTER OAK FIRE INS CO	973,912	1.3%	940,835	345,605	36.7%	149,440
TRAVELERS CAS INS CO OF AMER	964,290	1.3%	919,975	377,326	41.0%	79,655
NATIONAL FIRE INS CO OF HARTFORD	944,219	1.3%	926,987	194,876	21.0%	270,620
ACUTY A MUT INS CO	896,026	1.2%	866,765	305,987	35.3%	90,354
ALL OTHERS (204)	21,905,228	29.0%	22,852,065	7,323,828	32.1%	4,170,078
TOTAL	75,559,160	100.0%	76,558,499	24,306,909	31.7%	11,417,235

**Mortgage Guaranty**

COMPANY NAME	DIRECT PREMIUMS WRITTEN	MARKET SHARE	DIRECT PREMIUMS EARNED	DIRECT LOSSES INCURRED	LOSS RATIO	DIRECT DEFENSE & COST CONTAINMENT EXPENSE INCURRED
MORTGAGE GUAR INS CORP	6,421,830	29.5%	6,920,009	11,749,010	169.8%	(605,491)
RADIAN GUAR INC	4,831,908	22.2%	4,874,551	14,932,085	306.3%	0
GENWORTH MORTGAGE INS CORP	3,345,221	15.4%	4,180,302	20,434,076	488.8%	0
UNITED GUAR RESIDENTIAL INS CO	2,336,513	10.7%	2,227,844	2,149,408	96.5%	(38,767)
PMI MORTGAGE INS CO	2,182,332	10.0%	2,156,158	9,499,940	440.6%	0
REPUBLIC MORTGAGE INS CO	1,619,036	7.4%	1,607,822	5,796,253	360.5%	189,943
CMG MORTGAGE INS CO	585,288	2.6%	579,401	728,624	125.8%	0
GENWORTH RESIDENTIAL MORTGAGE ASSUR	161,722	0.7%	58,620	0	0.0%	0
GENWORTH RESIDENTIAL MORTGAGE INS CO	149,433	0.7%	103,052	48,933	47.5%	0
ESSENT GUAR INC	94,439	0.4%	40,424	0	0.0%	0
TRIAD GUAR INS CORP	35,584	0.2%	35,584	45,963	129.2%	0
PMI MORTGAGE ASSUR CO	4,572	0.0%	78,137	0	0.0%	0
UNITED GUAR MORTGAGE IND CO	0	0.0%	245	0	0.0%	0
TOTAL	21,747,878	100.0%	22,862,149	65,384,292	286.0%	(454,315)

**Ocean Marine**

COMPANY NAME	DIRECT PREMIUMS WRITTEN	MARKET SHARE	DIRECT PREMIUMS EARNED	DIRECT LOSSES INCURRED	LOSS RATIO	DIRECT DEFENSE & COST CONTAINMENT EXPENSE INCURRED
FOREMOST INS CO GRAND RAPIDS MI	424,259	13.9%	432,623	211,312	48.8%	2,221
ST PAUL FIRE & MARINE INS CO	335,544	11.0%	354,720	(46,677)	N/A	2,896
NATIONAL UNION FIRE INS CO OF PITTS	236,595	7.8%	234,915	18,388	7.8%	(1,857)
FEDERAL INS CO	184,434	6.1%	173,225	13,875	8.0%	2,896
MARKEL AMER INS CO	182,673	6.0%	183,635	106,138	57.8%	12,561
AXIS REINS CO	175,478	5.8%	180,607	43,899	24.3%	288

***Ocean Marine (continued)***

COMPANY NAME	DIRECT PREMIUMS WRITTEN	MARKET SHARE	DIRECT PREMIUMS EARNED	DIRECT LOSSES INCURRED	LOSS RATIO	DIRECT DEFENSE & COST CONTAINMENT EXPENSE INCURRED
XL SPECIALTY INS CO	156,138	5.1%	55,191	(41,914)	N/A	(6,836)
NORTHERN ASSUR CO OF AMER	139,326	4.6%	138,110	19,619	14.2%	0
STARR IND & LIAB CO	132,235	4.3%	178,468	(19,227)	N/A	(6,698)
UNITED SERV AUTOMOBILE ASSN	112,019	3.7%	116,295	15,489	13.3%	(105)
TRAVELERS HOME & MARINE INS CO	98,271	3.2%	90,587	50,736	56.0%	1,061
CHARTIS PROP CAS CO	78,597	2.6%	64,200	(979)	N/A	(800)
CONTINENTAL CAS CO	76,071	2.5%	76,352	31,645	41.5%	4,241
ACE AMER INS CO	73,624	2.4%	71,916	20,891	29.1%	1,080
CONTINENTAL INS CO	66,198	2.2%	47,971	(105,247)	N/A	0
STANDARD FIRE INS CO	55,612	1.8%	55,357	57,156	103.3%	2,498
PROPERTY & CAS INS CO OF HARTFORD	48,514	1.6%	47,676	590	1.2%	0
RED SHIELD INS CO	42,635	1.4%	44,402	2,277	5.1%	(668)
NEW YORK MARINE & GEN INS CO	39,000	1.3%	42,468	4,736	11.2%	511
USAA CAS INS CO	37,346	1.2%	39,679	6,865	17.3%	160
ALL OTHERS (49)	356,324	11.7%	356,460	38,104	10.7%	(21,205)
TOTAL	3,050,893	100.0%	2,984,857	427,676	14.3%	(7,956)

***Inland Marine***

COMPANY NAME	DIRECT PREMIUMS WRITTEN	MARKET SHARE	DIRECT PREMIUMS EARNED	DIRECT LOSSES INCURRED	LOSS RATIO	DIRECT DEFENSE & COST CONTAINMENT EXPENSE INCURRED
LIBERTY MUT INS CO	11,524,209	22.0%	11,494,246	10,896,807	94.8%	(301)
CONTINENTAL CAS CO	3,307,995	6.3%	3,491,738	1,548,763	44.4%	20,360
FARM BUREAU MUT INS CO OF ID	3,122,509	6.0%	3,074,397	1,985,460	64.6%	(33,673)
STATE FARM FIRE & CAS CO	2,345,983	4.5%	2,333,813	810,768	34.7%	13,563
TRAVELERS PROP CAS CO OF AMER	2,003,459	3.8%	2,063,562	153,079	7.4%	(566)
FACTORY MUT INS CO	1,964,017	3.8%	2,033,666	0	0.0%	0
WESTERN COMM INS CO	1,108,895	2.1%	1,153,628	562,750	48.8%	3,591
GREAT WEST CAS CO	1,106,213	2.1%	1,106,528	962,924	87.0%	633
SECURIAN CAS CO	1,062,752	2.0%	1,139,574	505,633	44.4%	69,784
JEFFERSON INS CO	1,037,623	2.0%	997,897	285,774	28.6%	0
AFFILIATED FM INS CO	763,221	1.5%	638,706	16,711	2.6%	216
PROGRESSIVE NORTHWESTERN INS CO	750,336	1.4%	736,166	438,760	59.6%	182
NATIONAL UNION FIRE INS CO OF PITTS	667,436	1.3%	89,999	7,474	8.3%	224
SAFECO INS CO OF AMER	603,788	1.2%	612,576	114,446	18.7%	(94)
AGCS MARINE INS CO	547,255	1.1%	572,269	161,798	28.3%	6,811
MUTUAL OF ENUMCLAW INS CO	533,763	1.0%	564,232	201,236	35.7%	4,875
CINCINNATI INS CO	519,632	1.0%	523,303	48,452	9.3%	2,662
NORTHLAND INS CO	504,033	1.0%	586,315	287,713	50.8%	3,051
AUTO OWNERS INS CO	482,022	0.9%	482,744	69,037	14.3%	(2,035)

***Inland Marine (continued)***

COMPANY NAME	DIRECT PREMIUMS WRITTEN	MARKET SHARE	DIRECT PREMIUMS EARNED	DIRECT LOSSES INCURRED	LOSS RATIO	DIRECT DEFENSE & COST CONTAINMENT EXPENSE INCURRED
OLD REPUBLIC INS CO	449,508	0.9%	449,508	151,549	33.7%	0
ALL OTHERS (266)	17,873,617	34.2%	17,824,880	5,566,619	31.2%	(372,885)
TOTAL	52,278,266	100.0%	51,945,747	24,775,753	47.7%	(283,602)

***Financial Guaranty***

COMPANY NAME	DIRECT PREMIUMS WRITTEN	MARKET SHARE	DIRECT PREMIUMS EARNED	DIRECT LOSSES INCURRED	LOSS RATIO	DIRECT DEFENSE & COST CONTAINMENT EXPENSE INCURRED
ASSURED GUAR MUNICIPAL CORP	311,793	100.0%	305,323	0	0.0%	0
AMBAC ASSUR CORP	98	0.0%	517,581	0	0.0%	0
MBIA INS CORP	0	0.0%	353,557	0	0.0%	0
FINANCIAL GUAR INS CO	0	0.0%	243,472	0	0.0%	0
CIFG ASSUR N AMER INC	0	0.0%	181	0	0.0%	0
SYNCORA GUAR INC	0	0.0%	25,795	0	0.0%	0
ASSURED GUAR CORP	0	0.0%	52,963	0	0.0%	0
RADIAN ASSET ASSUR INC	0	0.0%	17,319	0	0.0%	0
ASSOCIATED IND CORP	0	0.0%	0	2	N/A	1
TOTAL	311,891	100.0%	1,516,181	2	0.0%	1

***Medical Professional Liability***

COMPANY NAME	DIRECT PREMIUMS WRITTEN	MARKET SHARE	DIRECT PREMIUMS EARNED	DIRECT LOSSES INCURRED	LOSS RATIO	DIRECT DEFENSE & COST CONTAINMENT EXPENSE INCURRED
MEDICAL INS EXCH OF CA	7,553,363	31.7%	8,220,351	4,180,830	50.9%	1,703,158
DOCTORS CO AN INTERINS EXCH	5,312,575	22.3%	5,390,216	(1,315,552)	N/A	(8,919,590)
CONTINENTAL CAS CO	3,887,629	16.3%	6,064,796	(2,778,461)	N/A	614,024
MEDICAL PROTECTIVE CO	1,999,698	8.4%	1,844,046	1,119,000	60.7%	215,216
AMERICAN CAS CO OF READING PA	1,073,677	4.5%	1,079,737	1,198,364	111.0%	103,710
PHYSICIANS INS A MUT CO	1,047,925	4.4%	1,047,925	906,336	86.5%	318,924
UTAH MEDICAL INS ASSOC	649,520	2.7%	669,568	(206,244)	N/A	98,113
NCMIC INS CO	458,665	1.9%	454,334	90,728	20.0%	31,508
PODIATRY INS CO OF AMER	431,328	1.8%	407,820	190,298	46.7%	106,835
LIBERTY INS UNDERWRITERS INC	395,157	1.7%	342,176	361,018	105.5%	0
ACE AMER INS CO	256,522	1.1%	261,352	78,696	30.1%	49,852
WASHINGTON CAS CO	139,941	0.6%	93,672	(38,199)	N/A	272,637
PACO ASSUR CO INC	126,224	0.5%	122,536	33,390	27.3%	12,133
NORTHWEST DENTISTS INS CO	117,379	0.5%	117,484	0	0.0%	3,310
NATIONAL UNION FIRE INS CO OF PITTS	89,760	0.4%	88,879	(109,737)	N/A	(106,394)

**Medical Professional Liability (continued)**

COMPANY NAME	DIRECT PREMIUMS WRITTEN	MARKET SHARE	DIRECT PREMIUMS EARNED	DIRECT LOSSES INCURRED	LOSS RATIO	DIRECT DEFENSE & COST CONTAINMENT EXPENSE INCURRED
PREFERRED PROFESSIONAL INS CO	68,398	0.3%	82,620	33,131	40.1%	23,873
CINCINNATI INS CO	52,541	0.2%	54,450	(148,969)	N/A	92,015
AMERICAN ALT INS CORP	52,434	0.2%	48,651	(779)	N/A	1,726
CHURCH MUT INS CO	43,134	0.2%	37,872	8,273	21.8%	1,775
PHARMACISTS MUT INS CO	27,388	0.1%	36,347	(11,840)	N/A	(3,340)
ALL OTHERS (32)	76,365	0.3%	88,361	1,863,967	2109.5%	324,648
TOTAL	23,859,623	100.0%	26,553,193	5,454,250	20.5%	(5,055,867)

**Earthquake**

COMPANY NAME	DIRECT PREMIUMS WRITTEN	MARKET SHARE	DIRECT PREMIUMS EARNED	DIRECT LOSSES INCURRED	LOSS RATIO	DIRECT DEFENSE & COST CONTAINMENT EXPENSE INCURRED
TRAVELERS IND CO	531,625	20.9%	507,472	112,602	22.2%	3,593
STATE FARM FIRE & CAS CO	316,968	12.5%	315,089	0	0.0%	0
CHARTIS PROP CAS CO	168,952	6.7%	188,503	0	0.0%	0
UNITED SERV AUTOMOBILE ASSN	156,184	6.2%	158,670	1,403	0.9%	20
TRAVELERS PROP CAS CO OF AMER	146,626	5.8%	148,198	32,976	22.3%	1,057
VIGILANT INS CO	109,431	4.3%	62,075	0	0.0%	0
AXIS INS CO	87,433	3.4%	54,020	16,204	30.0%	345
LUMBERMENS UNDERWRITING ALLIANCE	70,210	2.8%	92,356	0	0.0%	0
WESTPORT INS CORP	66,145	2.6%	55,235	0	0.0%	0
INSURANCE CO OF THE WEST	65,277	2.6%	57,075	0	0.0%	0
USAA CAS INS CO	60,693	2.4%	59,166	91	0.2%	0
ZURICH AMER INS CO	46,900	1.9%	22,243	(146)	N/A	0
ALLIANZ GLOBAL RISKS US INS CO	42,495	1.7%	47,611	(5,847)	N/A	(1,032)
NATIONAL UNION FIRE INS CO OF PITTS	39,597	1.6%	44,912	0	0.0%	0
FARMERS INS CO OF ID	39,535	1.6%	40,620	0	0.0%	0
LIBERTY MUT FIRE INS CO	32,040	1.3%	31,651	0	0.0%	0
ASSOCIATED IND CORP	31,869	1.3%	28,154	(1,459)	N/A	(1,359)
AMERICAN FAMILY MUT INS CO	31,588	1.2%	30,808	0	0.0%	0
AUTO OWNERS INS CO	30,340	1.2%	31,713	0	0.0%	0
FEDERAL INS CO	29,800	1.2%	30,761	0	0.0%	0
ALL OTHERS (95)	437,226	17.2%	462,795	206	0.0%	20
TOTAL	2,540,934	100.0%	2,469,127	156,030	6.3%	2,644

**Group Accident and Health**

COMPANY NAME	DIRECT PREMIUMS WRITTEN	MARKET SHARE	DIRECT PREMIUMS EARNED	DIRECT LOSSES INCURRED	LOSS RATIO	DIRECT DEFENSE & COST CONTAINMENT EXPENSE INCURRED
NATIONAL UNION FIRE INS CO OF PITTS	2,478,610	24.5%	2,468,419	1,721,906	69.8%	15,698
QBE INS CORP	2,363,307	23.4%	2,323,725	1,944,195	83.7%	72,266
STATE FARM MUT AUTO INS CO	1,723,485	17.1%	1,723,485	1,593,553	92.5%	104
BOS INS CO	692,228	6.9%	700,836	415,034	59.2%	2,945
WESTPORT INS CORP	592,920	5.9%	592,920	231,747	39.1%	26
UNITED STATES FIRE INS CO	486,205	4.8%	486,205	392,157	80.7%	(18,643)
CONTINENTAL CAS CO	483,856	4.8%	225,638	228,320	101.2%	0
AMEX ASSUR CO	262,820	2.6%	264,439	17,956	6.8%	0
ZURICH AMER INS CO	256,304	2.5%	261,529	36,316	13.9%	0
NORTH AMER SPECIALTY INS CO	182,219	1.8%	170,777	289,425	169.5%	0
ONEBEACON AMER INS CO	163,777	1.6%	174,725	52,853	30.3%	39,170
ACE AMER INS CO	101,818	1.0%	100,216	(320,146)	N/A	12,415
AMERICAN SENTINEL INS CO	94,300	0.9%	94,220	84,351	89.5%	0
FEDERAL INS CO	87,164	0.9%	133,707	80,137	59.9%	(8,950)
CENTRAL STATES IND CO OF OMAHA	44,044	0.4%	44,205	(1,865)	N/A	0
IMPERIUM INS CO	27,289	0.3%	27,289	114,590	419.9%	(3,749)
SENTRY INS A MUT CO	18,786	0.2%	12,203	10,159	83.3%	0
STARR IND & LIAB CO	16,239	0.2%	18,874	4,185	22.2%	(2,361)
AMERICAN BANKERS INS CO OF FL	11,273	0.1%	11,311	(525)	N/A	0
MARKEL INS CO	9,218	0.1%	8,971	741	8.3%	101
ALL OTHERS (14)	7,884	0.1%	8,011	206,536	2578.2%	3,122
TOTAL	10,103,746	100.0%	9,851,705	7,101,625	72.1%	112,144

**Credit Accident and Health (Group and Individual)**

COMPANY NAME	DIRECT PREMIUMS WRITTEN	MARKET SHARE	DIRECT PREMIUMS EARNED	DIRECT LOSSES INCURRED	LOSS RATIO	DIRECT DEFENSE & COST CONTAINMENT EXPENSE INCURRED
AMERICAN BANKERS INS CO OF FL	95,652	40.3%	95,652	20,690	21.6%	0
CENTRAL STATES IND CO OF OMAHA	86,683	36.5%	86,683	49,877	57.5%	0
STATE FARM MUT AUTO INS CO	29,869	12.6%	29,894	(252)	N/A	(391)
AMERICAN SECURITY INS CO	17,661	7.4%	17,661	(21)	N/A	0
STONEBRIDGE CAS INS CO	7,652	3.2%	7,652	346	4.5%	0
TOTAL	237,517	100.0%	237,542	70,640	29.7%	(391)

**Collectively Renewable Accident and Health**

COMPANY NAME	DIRECT PREMIUMS WRITTEN	MARKET SHARE	DIRECT PREMIUMS EARNED	DIRECT LOSSES INCURRED	LOSS RATIO	DIRECT DEFENSE & COST CONTAINMENT EXPENSE INCURRED
NATIONAL CAS CO	126	100.0%	131	0	0.0%	0
TOTAL	126	100.0%	131	0	0.0%	0

**Non-Cancellable Accident and Health**

COMPANY NAME	DIRECT PREMIUMS WRITTEN	MARKET SHARE	DIRECT PREMIUMS EARNED	DIRECT LOSSES INCURRED	LOSS RATIO	DIRECT DEFENSE & COST CONTAINMENT EXPENSE INCURRED
STONEBRIDGE CAS INS CO	14	100.0%	15	0	0.0%	0
TRAVELERS IND CO	0	0.0%	(1,422,453)	0	0.0%	0
TOTAL	14	100.0%	(1,422,438)	0	0.0%	0

**Guaranteed Renewable Accident and Health**

COMPANY NAME	DIRECT PREMIUMS WRITTEN	MARKET SHARE	DIRECT PREMIUMS EARNED	DIRECT LOSSES INCURRED	LOSS RATIO	DIRECT DEFENSE & COST CONTAINMENT EXPENSE INCURRED
STATE FARM MUT AUTO INS CO	3,179,565	77.2%	2,059,358	1,638,656	79.6%	2,022
CONTINENTAL CAS CO	909,563	22.1%	10,123	1,736,437	17153.4	0
AMERICAN FAMILY MUT INS CO	13,029	0.3%	(13,656)	10,486	N/A	0
AF&L INS CO	12,350	0.3%	12,574	26,228	208.6%	0
AMERICAN STATES INS CO	5,244	0.1%	7,034	2,713	38.6%	0
NATIONAL UNION FIRE INS CO OF PITTS	78	0.0%	78	19	24.4%	0
TOTAL	4,119,829	100.0%	2,075,511	3,414,539	164.5%	2,022

**Non-Renewable For Stated Reasons Only**

COMPANY NAME	DIRECT PREMIUMS WRITTEN	MARKET SHARE	DIRECT PREMIUMS EARNED	DIRECT LOSSES INCURRED	LOSS RATIO	DIRECT DEFENSE & COST CONTAINMENT EXPENSE INCURRED
STATE FARM MUT AUTO INS CO	476,182	100.0%	470,480	172,626	36.7%	(111)
TOTAL	476,182	100.0%	470,480	172,626	36.7%	(111)

**Other Accident Only**

COMPANY NAME	DIRECT PREMIUMS WRITTEN	MARKET SHARE	DIRECT PREMIUMS EARNED	DIRECT LOSSES INCURRED	LOSS RATIO	DIRECT DEFENSE & COST CONTAINMENT EXPENSE INCURRED
OLD REPUBLIC INS CO	14,887	77.5%	12,982	357	2.8%	0
FEDERAL INS CO	2,189	11.4%	2,027	(30)	N/A	(2)
AMERICAN HOME ASSUR CO	1,962	10.2%	1,924	292	15.2%	6

**Other Accident Only (continued)**

COMPANY NAME	DIRECT PREMIUMS WRITTEN	MARKET SHARE	DIRECT PREMIUMS EARNED	DIRECT LOSSES INCURRED	LOSS RATIO	DIRECT DEFENSE & COST CONTAINMENT EXPENSE INCURRED
NATIONAL CAS CO	162	0.8%	165	0	0.0%	0
BANCINSURE INC	9	0.1%	16	0	0.0%	0
TIG INS CO	0	0.0%	0	(6,633)	N/A	(276)
AMERICAN AUTOMOBILE INS CO	0	0.0%	0	(138)	N/A	14
FIREMANS FUND INS CO	0	0.0%	0	(6)	N/A	0
TOTAL	19,209	100.0%	17,114	(6,158)	N/A	(258)

**Medicare Title XVIII Exempt from State Taxes & Fees**

COMPANY NAME	DIRECT PREMIUMS WRITTEN	MARKET SHARE	DIRECT PREMIUMS EARNED	DIRECT LOSSES INCURRED	LOSS RATIO	DIRECT DEFENSE & COST CONTAINMENT EXPENSE INCURRED
--------------	-------------------------------	--------------	---------------------------	---------------------------	------------	--

NONE

**All Other Accident and Health**

COMPANY NAME	DIRECT PREMIUMS WRITTEN	MARKET SHARE	DIRECT PREMIUMS EARNED	DIRECT LOSSES INCURRED	LOSS RATIO	DIRECT DEFENSE & COST CONTAINMENT EXPENSE INCURRED
STATE FARM MUT AUTO INS CO	124,579	46.5%	125,437	62,702	50.0%	(580)
MARKEL INS CO	97,467	36.4%	68,636	49,920	72.7%	1,375
CENTRAL STATES IND CO OF OMAHA	40,742	15.2%	40,704	11,212	27.6%	0
AMERICAN BANKERS INS CO OF FL	5,295	2.0%	5,210	3,379	64.9%	0
TRAVELERS IND CO	0	0.0%	0	4,584	N/A	(584)
MOTORISTS COMMERCIAL MUT INS CO	0	0.0%	0	(236)	N/A	0
TOTAL	268,083	100.0%	239,987	131,561	54.8%	211

**Federal Employee Health Benefits Program Premium**

COMPANY NAME	DIRECT PREMIUMS WRITTEN	MARKET SHARE	DIRECT PREMIUMS EARNED	DIRECT LOSSES INCURRED	LOSS RATIO	DIRECT DEFENSE & COST CONTAINMENT EXPENSE INCURRED
--------------	-------------------------------	--------------	---------------------------	---------------------------	------------	--

NONE

**Workers' Compensation**

COMPANY NAME	DIRECT PREMIUMS WRITTEN	MARKET SHARE	DIRECT PREMIUMS EARNED	DIRECT LOSSES INCURRED	LOSS RATIO	DIRECT DEFENSE & COST CONTAINMENT EXPENSE INCURRED
IDAHO STATE INS FUND	149,332,739	53.1%	147,244,772	114,756,401	77.9%	6,995,709
LIBERTY NORTHWEST INS CORP	37,003,250	13.2%	36,446,578	41,528,973	113.9%	2,418,941
ADVANTAGE WORKERS COMP INS CO	6,318,327	2.3%	6,386,199	6,456,072	101.1%	627,660
ASSOCIATED LOGGERS EXCH	6,044,905	2.2%	5,914,785	3,255,238	55.0%	184,815
INSURANCE CO OF THE STATE OF PA	5,579,836	2.0%	5,589,095	3,749,669	67.1%	360,087
ZURICH AMER INS CO	5,199,154	1.9%	7,086,362	5,600,446	79.0%	507,125
EMPLOYERS INS OF WAUSAU	4,679,249	1.7%	3,510,795	2,363,920	67.3%	112,491
WORKERS COMP EXCH	4,545,128	1.6%	4,334,710	3,591,970	82.9%	76,900
TRAVELERS PROF CAS CO OF AMER	4,345,828	1.5%	3,670,693	859,590	23.4%	216,153
TWIN CITY FIRE INS CO CO	4,028,509	1.4%	2,967,330	2,382,141	80.3%	172,833
EMPLOYERS COMPENSATION INS CO	3,967,925	1.4%	4,445,036	4,910,902	110.5%	29,174
TOWER INS CO OF NY	3,421,105	1.2%	3,375,555	2,689,051	79.7%	(377,491)
ALASKA NATL INS CO	3,276,675	1.2%	2,908,444	850,963	29.3%	29,190
LIBERTY INS CORP	3,210,058	1.1%	2,980,753	1,480,683	49.7%	240,241
WAUSAU UNDERWRITERS INS CO	1,955,973	0.7%	2,040,762	2,090,275	102.4%	184,478
TRUCK INS EXCH	1,603,945	0.6%	1,677,878	811,142	48.3%	55,164
NEW HAMPSHIRE INS CO	1,600,843	0.6%	2,215,163	936,247	42.3%	73,083
ACE AMER INS CO	1,519,907	0.5%	1,501,033	387,881	25.8%	7,412
LI INS CORP	1,437,126	0.5%	1,142,977	892,488	78.1%	60,601
LIBERTY MUT FIRE INS CO	1,428,733	0.5%	1,638,594	1,461,168	89.2%	227,693
ALL OTHERS (218)	30,788,282	11.0%	28,786,431	18,292,607	63.6%	782,502
TOTAL	281,287,497	100.0%	275,863,945	219,347,827	79.5%	12,984,761

**Other Liability - Occurrence**

COMPANY NAME	DIRECT PREMIUMS WRITTEN	MARKET SHARE	DIRECT PREMIUMS EARNED	DIRECT LOSSES INCURRED	LOSS RATIO	DIRECT DEFENSE & COST CONTAINMENT EXPENSE INCURRED
NATIONAL UNION FIRE INS CO OF PITTS	6,712,679	9.0%	7,600,348	(1,446,921)	N/A	(251,564)
CINCINNATI INS CO	3,462,625	4.6%	3,551,113	(32,727)	N/A	878,056
FARM BUREAU MUT INS CO OF ID	3,152,046	4.2%	3,119,325	807,078	25.9%	10,880
AMERICAN BANKERS INS CO OF FL	2,939,266	3.9%	2,251,951	1,076,988	47.8%	0
STATE FARM FIRE & CAS CO	2,815,841	3.8%	2,742,565	32,959	1.2%	(43,357)
CATERPILLAR INS CO	2,380,134	3.2%	1,973,511	1,082,768	54.9%	0
TRAVELERS PROF CAS CO OF AMER	1,912,091	2.6%	1,778,181	215,847	12.1%	19,437
CUMIS INS SOCIETY INC	1,718,409	2.3%	1,440,860	587,058	40.7%	0
AMERICAN STATES INS CO	1,650,208	2.2%	1,677,319	(5,672)	N/A	(116,280)
SAFECO INS CO OF AMER	1,591,140	2.1%	1,547,011	(677,054)	N/A	99,152
EMPLOYERS MUT CAS CO	1,415,801	1.9%	1,380,990	1,941,728	140.6%	(105,261)
ZURICH AMER INS CO	1,150,731	1.5%	996,964	(185,364)	N/A	39,389
FARMERS INS EXCH	1,132,979	1.5%	1,138,896	(18,846)	N/A	39,876



**Other Liability - Occurrence (continued)**

COMPANY NAME	DIRECT PREMIUMS WRITTEN	MARKET SHARE	DIRECT PREMIUMS EARNED	DIRECT LOSSES INCURRED	LOSS RATIO	DIRECT DEFENSE & COST CONTAINMENT EXPENSE INCURRED
CONTINENTAL CAS CO	1,110,107	1.5%	1,042,640	(117,954)	N/A	129,945
FEDERAL INS CO	1,044,129	1.4%	1,156,248	(323,462)	N/A	(29,583)
UNIGARD INS CO	948,472	1.3%	1,102,096	41,049	3.7%	5,553
TRAVELERS IND CO	894,170	1.2%	963,879	774,975	80.4%	152,839
UNIVERSAL UNDERWRITERS INS CO	892,316	1.2%	932,232	380,841	40.9%	212,566
CONTINENTAL WESTERN INS CO	879,603	1.2%	835,118	(1,565,629)	N/A	(130,641)
MUTUAL OF ENUMCLAW INS CO	859,601	1.2%	841,032	5,411	0.6%	(107,604)
ALL OTHERS (323)	35,940,616	48.2%	35,162,867	9,105,934	25.9%	4,740,622
TOTAL	74,602,964	100.0%	73,235,146	11,678,997	15.9%	5,544,025

**Other Liability - Claims-Made**

COMPANY NAME	DIRECT PREMIUMS WRITTEN	MARKET SHARE	DIRECT PREMIUMS EARNED	DIRECT LOSSES INCURRED	LOSS RATIO	DIRECT DEFENSE & COST CONTAINMENT EXPENSE INCURRED
CONTINENTAL CAS CO	3,997,976	13.7%	4,067,965	(1,077,181)	N/A	265,231
NATIONAL UNION FIRE INS CO OF PITTS	2,194,286	7.5%	3,096,246	978,689	31.6%	698,163
FEDERAL INS CO	2,128,930	7.3%	2,488,320	55,969	2.3%	4,658,432
TRAVELERS CAS & SURETY CO OF AMER	1,827,512	6.2%	1,579,448	1,008,096	63.8%	87,682
BEAZLEY INS CO INC	1,625,522	5.6%	1,655,071	1,056,411	63.8%	(177,837)
PHILADELPHIA IND INS CO	1,136,288	3.9%	1,112,518	177,751	16.0%	(5,499)
CALIFORNIA INS CO	1,053,456	3.6%	1,010,622	261,199	25.9%	0
XL SPECIALTY INS CO	914,180	3.1%	1,108,325	173,999	15.7%	35,002
AMERICAN GUAR & LIAB INS	890,461	3.0%	923,050	762,938	82.7%	286,361
DARWIN NATL ASSUR CO	581,253	2.0%	533,307	163,009	30.6%	332,475
CINCINNATI INS CO	572,944	2.0%	542,954	369,013	68.0%	39,807
UNITED STATES LIAB INS CO	541,542	1.9%	550,031	11,751	2.1%	(180)
ST PAUL MERCURY INS CO	523,188	1.8%	637,487	(104,879)	N/A	(38,415)
LIBERTY INS UNDERWRITERS INC	501,831	1.7%	630,489	223,750	35.5%	1,084,252
EXECUTIVE RISK IND INC	490,619	1.7%	513,518	151,651	29.5%	377,391
ARCH INS CO	483,553	1.7%	598,377	(142,673)	N/A	(27,281)
ZURICH AMER INS CO	445,170	1.5%	475,631	14,497	3.1%	(4,205)
BERKLEY INS CO	433,745	1.5%	336,200	202,709	60.3%	0
WESTCHESTER FIRE INS CO	411,809	1.4%	438,416	131,480	30.0%	33,401
ACE AMER INS CO	408,672	1.4%	370,197	140,523	38.0%	(38,640)
ALL OTHERS (151)	8,107,623	27.7%	9,291,751	1,814,084	19.5%	920,837
TOTAL	29,270,560	100.0%	31,959,923	6,372,786	19.9%	8,526,977

## Excess Workers' Compensation

COMPANY NAME	DIRECT PREMIUMS WRITTEN	MARKET SHARE	DIRECT PREMIUMS EARNED	DIRECT LOSSES INCURRED	LOSS RATIO	DIRECT DEFENSE & COST CONTAINMENT EXPENSE INCURRED
SAFETY NATL CAS CORP	696,796	61.7%	614,542	46,880	7.6%	1,718
LIBERTY INS CORP	190,417	16.9%	226,834	546,111	240.8%	21,467
ACE AMER INS CO	138,562	12.3%	131,826	52,038	39.5%	6,823
LM INS CORP	59,757	5.3%	24,980	23,778	95.2%	2,328
ZURICH AMER INS CO	45,478	4.0%	31,274	15,424	49.3%	2,956
XL SPECIALTY INS CO	41,767	3.7%	38,833	27,482	70.8%	2,748
TRAVELERS PROP CAS CO OF AMER	17,166	1.5%	12,898	(2,166)	N/A	96
FEDERAL INS CO	4,217	0.4%	5,817	(78)	N/A	(34)
GRAY INS CO	1,228	0.1%	1,228	0	0.0%	0
GREAT NORTHERN INS CO	750	0.1%	755	343	45.4%	30
OLD REPUBLIC INS CO	611	0.1%	718	(14,854)	N/A	(13,000)
PACIFIC IND CO	13	0.0%	5	3	60.0%	0
UNITED STATES FIDELITY & GUAR CO	3	0.0%	53	17,552	33117.0	(231)
TRAVELERS CAS & SURETY CO	0	0.0%	0	(46,566)	N/A	(1,285)
REPWEST INS CO	0	0.0%	0	154,102	N/A	0
STAR INS CO	0	0.0%	0	(8,280)	N/A	(3,576)
WESTPORT INS CORP	0	0.0%	12,753	32,643	256.0%	1,010
ST PAUL FIRE & MARINE INS CO	0	0.0%	0	14,080	N/A	0
GENERAL REINS CORP	0	0.0%	0	(20,506)	N/A	(6,970)
ST PAUL MERCURY INS CO	0	0.0%	0	1,610	N/A	0
ALL OTHERS (12)	(66,730)	N/A	(22,151)	7,934,928	N/A	671,141
TOTAL	1,130,035	100.0%	1,080,365	8,774,524	812.2%	685,221

## Product Liability

COMPANY NAME	DIRECT PREMIUMS WRITTEN	MARKET SHARE	DIRECT PREMIUMS EARNED	DIRECT LOSSES INCURRED	LOSS RATIO	DIRECT DEFENSE & COST CONTAINMENT EXPENSE INCURRED
FEDERAL INS CO	527,514	8.8%	608,262	1,185	0.2%	(15,009)
CINCINNATI INS CO	519,258	8.6%	546,370	557,551	102.1%	563,756
UNITED FIRE & CAS CO	428,510	7.1%	432,734	16,513	3.8%	(70,882)
SENTRY INS A MUT CO	358,577	6.0%	287,733	(273,843)	N/A	99,668
TWIN CITY FIRE INS CO CO	272,899	4.5%	142,191	20,393	14.3%	10,058
STARR IND & LIAB CO	254,010	4.2%	219,707	108,597	49.4%	27,204
HARTFORD FIRE IN CO	245,655	4.1%	138,190	64,101	46.4%	12,265
AMERICAN GUAR & LIAB INS	225,400	3.7%	192,546	(56,900)	N/A	(12,842)
NATIONWIDE AGRIBUSINESS INS CO	224,769	3.7%	205,511	741,783	361.0%	358,857
TRAVELERS PROP CAS CO OF AMER	215,250	3.6%	225,958	196,018	86.8%	(16,434)
AMCO INS CO	211,556	3.5%	196,727	35,117	17.9%	12,939
VIGILANT INS CO	174,099	2.9%	76,744	24,751	32.3%	31,761
NATIONAL UNION FIRE INS CO OF PITTS	167,164	2.8%	162,086	10,868	6.7%	(42,539)

**Product Liability (continued)**

COMPANY NAME	DIRECT PREMIUMS WRITTEN	MARKET SHARE	DIRECT PREMIUMS EARNED	DIRECT LOSSES INCURRED	LOSS RATIO	DIRECT DEFENSE & COST CONTAINMENT EXPENSE INCURRED
LIBERTY MUT FIRE INS CO	164,879	2.7%	122,980	9,074	7.4%	22,468
EMPLOYERS MUT CAS CO	154,715	2.6%	151,207	4,176	2.8%	(377,975)
OREGON MUT INS CO	104,635	1.7%	105,468	(26,191)	N/A	(24,679)
ACE AMER INS CO	103,208	1.7%	99,523	(4,672)	N/A	28,750
FEDERATED MUT INS CO	97,355	1.6%	85,204	9,028	10.6%	6,795
MID CONTINENT CAS CO	79,748	1.3%	75,882	12,821	16.9%	4,349
INDIANA LUMBERMENS MUT INS CO	64,280	1.1%	64,894	(19,046)	N/A	(4,414)
ALL OTHERS (153)	1,436,986	23.8%	1,487,680	(13,353,039)	N/A	(14,507,719)
TOTAL	6,030,467	100.0%	5,627,597	(11,921,715)	N/A	(13,893,383)

**Private Passenger Auto No-Fault (Personal Injury Protection)**

COMPANY NAME	DIRECT PREMIUMS WRITTEN	MARKET SHARE	DIRECT PREMIUMS EARNED	DIRECT LOSSES INCURRED	LOSS RATIO	DIRECT DEFENSE & COST CONTAINMENT EXPENSE INCURRED
MUTUAL OF ENUNCLAW INS CO	792,363	80.2%	822,948	302,211	36.7%	(39,659)
AMERICAN COMMERCE INS CO	119,302	12.1%	118,363	89,137	75.3%	2,469
ENUNCLAW PROP & CAS INS CO	49,764	5.0%	41,883	10,828	25.9%	(4,573)
GREAT NORTHWEST INS CO	17,964	1.8%	16,749	40,248	240.3%	0
CASUALTY UNDERWRITERS INS CO	8,217	0.8%	8,458	(3,032)	N/A	0
ESSENTIA INS CO	295	0.0%	241	17	7.1%	1
OREGON MUT INS CO	58	0.0%	63	0	0.0%	0
GEICO GEN INS CO	0	0.0%	0	(6,751)	N/A	(198)
IRONSHORE IND INC	0	0.0%	0	4	N/A	0
PRAETORIAN INS CO	0	0.0%	1,226	(227)	N/A	(48)
STATE FARM FIRE & CAS CO	0	0.0%	0	5,420	N/A	0
LIBERTY MUT FIRE INS CO	0	0.0%	0	31,564	N/A	0
UNIGARD INS CO	0	0.0%	0	22,501	N/A	80
GEICO IND CO	0	0.0%	0	26,122	N/A	698
PROGRESSIVE NORTHWESTERN INS CO	0	0.0%	0	62,505	N/A	2,996
GOVERNMENT EMPLOYEES INS CO	0	0.0%	0	845	N/A	0
PROGRESSIVE DIRECT INS CO	0	0.0%	0	2,589	N/A	1,089
STATE FARM MUT AUTO INS CO	0	0.0%	0	12,505	N/A	2,098
LIBERTY MUT INS CO	0	0.0%	0	0	N/A	9,863
COLORADO CAS INS CO	0	0.0%	0	425	N/A	0
ALL OTHERS (5)	(12)	N/A	2,125	(22,434)	N/A	(1,917)
TOTAL	987,951	100.0%	1,012,056	574,477	56.8%	(27,101)

**Other Private Passenger Auto Liability**

COMPANY NAME	DIRECT PREMIUMS WRITTEN	MARKET SHARE	DIRECT PREMIUMS EARNED	DIRECT LOSSES INCURRED	LOSS RATIO	DIRECT DEFENSE & COST CONTAINMENT EXPENSE INCURRED
STATE FARM MUT AUTO INS CO	51,022,966	12.8%	50,825,986	28,309,961	55.7%	1,431,933
FARMERS INS CO OF ID	42,839,044	10.8%	41,421,843	20,166,173	48.7%	1,459,869
FARM BUREAU MUT INS CO OF ID	40,105,213	10.1%	40,034,095	25,404,913	63.5%	1,149,908
SAFECO INS CO OF IL	23,980,648	6.0%	22,436,697	7,687,712	34.3%	246,091
PROGRESSIVE NORTHWESTERN INS CO	23,353,479	5.9%	23,085,346	12,019,188	52.1%	346,002
ALLSTATE FIRE & CAS INS CO	17,670,854	4.4%	16,523,819	11,445,348	69.3%	758,215
GEICO GEN INS CO	14,976,205	3.8%	14,878,559	7,847,979	52.8%	437,514
AMERICAN FAMILY MUT INS CO	14,154,087	3.6%	14,489,290	8,215,812	56.7%	625,259
PROGRESSIVE DIRECT INS CO	12,883,863	3.2%	12,816,396	5,677,045	44.3%	192,252
VIKING INS CO OF WI	12,191,970	3.1%	12,222,501	6,806,223	55.7%	96,768
GEICO IND CO	11,755,367	3.0%	11,778,655	6,303,854	53.5%	392,382
LIBERTY MUT FIRE INS CO	7,734,578	2.0%	7,607,484	2,545,435	33.5%	192,218
ALLSTATE INS CO	7,447,499	1.9%	7,859,186	3,983,044	50.7%	190,811
UNITED SERV AUTOMOBILE ASSN	6,771,551	1.7%	6,741,161	4,584,879	68.0%	123,574
MUTUAL OF ENUMCLAW INS CO	6,245,548	1.6%	6,498,692	3,550,914	54.6%	162,153
ALLSTATE IND CO	5,820,577	1.5%	5,968,261	3,447,005	57.8%	183,472
USAA CAS INS CO	5,674,648	1.4%	5,647,142	3,988,548	70.6%	149,913
METROPOLITAN PROP & CAS INS CO	5,183,219	1.3%	5,121,023	3,077,492	60.1%	62,821
GOVERNMENT EMPLOYEES INS CO	5,033,182	1.3%	5,065,758	2,976,362	58.8%	144,936
AUTO OWNERS INS CO	4,990,873	1.3%	4,662,019	2,333,197	50.1%	40,067
ALL OTHERS (159)	77,782,987	19.6%	80,646,773	45,698,942	56.7%	1,729,461
TOTAL	397,618,358	100.0%	396,330,686	216,070,026	54.5%	10,115,619

**Commercial Auto No-Fault (Personal Injury Protection)**

COMPANY NAME	DIRECT PREMIUMS WRITTEN	MARKET SHARE	DIRECT PREMIUMS EARNED	DIRECT LOSSES INCURRED	LOSS RATIO	DIRECT DEFENSE & COST CONTAINMENT EXPENSE INCURRED
MUTUAL OF ENUMCLAW INS CO	165,834	99.7%	162,064	11,158	6.9%	(9,164)
VANLINER INS CO	338	0.2%	491	0	0.0%	0
TRUCK INS EXCH	315	0.2%	315	0	0.0%	0
MID CENTURY INS CO	47	0.0%	47	0	0.0%	0
NATIONAL INTERSTATE INS CO	47	0.0%	47	0	0.0%	0
SAGAMORE INS CO	31	0.0%	31	0	0.0%	0
ZURICH AMER INS CO	1	0.0%	2	(93)	N/A	(5)
VALLEY FORGE INS CO	0	0.0%	0	(7)	N/A	0
NORTHLAND INS CO	0	0.0%	0	(128)	N/A	2
UNITED FINANCIAL CAS CO	0	0.0%	0	10,329	N/A	470
MARKEL INS CO	0	0.0%	0	66	N/A	18
CRUM & FORSTER IND CO	0	0.0%	0	(2)	N/A	0
STONINGTON INS CO	0	0.0%	0	(1)	N/A	0

**Commercial Auto No-Fault (Personal Injury Protection) (continued)**

COMPANY NAME	DIRECT PREMIUMS WRITTEN	MARKET SHARE	DIRECT PREMIUMS EARNED	DIRECT LOSSES INCURRED	LOSS RATIO	DIRECT DEFENSE & COST CONTAINMENT EXPENSE INCURRED
PRAETORIAN INS CO	0	0.0%	0	(5)	N/A	(1)
GREAT WEST CAS CO	0	0.0%	0	30,000	N/A	0
NORTH RIVER INS CO	0	0.0%	0	65	N/A	(10)
SENTRY SELECT INS CO	0	0.0%	0	(1)	N/A	0
UNITED STATES FIRE INS CO	0	0.0%	0	(47)	N/A	(43)
EMPIRE FIRE & MARINE INS CO	0	0.0%	0	(25)	N/A	(3)
STATE NATL INS CO INC	0	0.0%	0	0	N/A	(1)
ALL OTHERS (8)	(259)	N/A	(129)	520	N/A	122
TOTAL	166,354	100.0%	162,868	51,829	31.8%	(8,615)

**Other Commercial Auto Liability**

COMPANY NAME	DIRECT PREMIUMS WRITTEN	MARKET SHARE	DIRECT PREMIUMS EARNED	DIRECT LOSSES INCURRED	LOSS RATIO	DIRECT DEFENSE & COST CONTAINMENT EXPENSE INCURRED
GREAT WEST CAS CO	5,833,156	7.2%	5,957,062	2,746,085	46.1%	340,280
UNITED FINANCIAL CAS CO	5,317,534	6.6%	4,860,261	912,387	18.8%	12,929
WESTERN COMM INS CO	4,330,964	5.3%	4,445,612	2,702,061	60.8%	134,691
CINCINNATI INS CO	3,602,299	4.4%	3,651,252	1,121,093	30.7%	70,794
NORTHLAND INS CO	2,490,535	3.1%	3,172,135	(233,124)	N/A	(353,762)
MUTUAL OF ENUMCLAW INS CO	2,214,218	2.7%	2,182,169	1,633,123	74.8%	8,019
CONTINENTAL WESTERN INS CO	2,157,793	2.7%	2,044,246	(159,536)	N/A	(53,952)
OREGON MUT INS CO	2,071,334	2.6%	2,029,880	539,220	26.6%	9,948
UNIGARD INS CO	1,903,038	2.4%	2,118,638	663,731	31.3%	36,198
ZURICH AMER INS CO	1,859,167	2.3%	1,825,030	445,213	24.4%	66,059
NORTH PACIFIC INS CO	1,844,215	2.3%	1,896,654	2,350,467	123.9%	370,577
NATIONAL INTERSTATE INS CO	1,574,241	1.9%	1,564,049	513,794	32.9%	96,970
NATIONWIDE MUT INS CO	1,570,410	1.9%	1,655,342	442,162	26.7%	212,383
CONTINENTAL CAS CO	1,313,293	1.6%	1,307,118	(464,435)	N/A	(115,027)
AMERICAN HALLMARK INS CO OF TX	1,312,455	1.6%	1,441,787	576,288	40.0%	70,665
TRAVELERS PROP CAS CO OF AMER	1,231,910	1.5%	1,321,426	782,516	59.2%	83,643
EMPLOYERS MUT CAS CO	1,223,644	1.5%	1,182,684	30,928	2.6%	(8,769)
OWNERS INS CO	1,174,148	1.5%	1,094,988	883,523	78.9%	90,394
NATIONAL CAS CO	1,170,667	1.4%	823,366	507,864	61.7%	14,219
PHILADELPHIA IND INS CO	1,157,609	1.4%	1,140,021	352,241	30.9%	46,096
ALL OTHERS (259)	35,720,174	44.1%	35,580,851	13,687,541	38.5%	768,911
TOTAL	81,072,804	100.0%	81,294,571	30,013,122	36.9%	1,901,266

**Private Passenger Auto Physical Damage**

COMPANY NAME	DIRECT PREMIUMS WRITTEN	MARKET SHARE	DIRECT PREMIUMS EARNED	DIRECT LOSSES INCURRED	LOSS RATIO	DIRECT DEFENSE & COST CONTAINMENT EXPENSE INCURRED
STATE FARM MUT AUTO INS CO	34,624,785	13.1%	35,300,573	21,369,070	60.5%	19,264
FARMERS INS CO OF ID	28,521,090	10.8%	27,533,218	14,925,334	54.2%	31,720
FARM BUREAU MUT INS CO OF ID	28,295,050	10.7%	27,695,096	17,756,169	64.1%	278,921
SAFECO INS CO OF IL	16,116,799	6.1%	15,389,907	8,518,992	55.4%	87,358
ALLSTATE FIRE & CAS INS CO	14,493,213	5.5%	14,490,756	6,142,519	42.4%	(6,168)
PROGRESSIVE NORTHWESTERN INS CO	12,074,152	4.6%	12,068,426	7,225,783	59.9%	12,261
GEICO GEN INS CO	8,982,799	3.4%	9,166,675	4,891,075	53.4%	17,126
AMERICAN FAMILY MUT INS CO	8,191,667	3.1%	8,361,869	5,074,596	60.7%	30,779
ALLSTATE INS CO	7,971,372	3.0%	8,387,304	2,114,590	25.2%	3,188
UNITED SERV AUTOMOBILE ASSN	6,727,864	2.6%	6,666,584	3,473,300	52.1%	44,490
PROGRESSIVE DIRECT INS CO	6,071,499	2.3%	6,107,745	3,849,524	63.0%	7,054
LIBERTY MUT FIRE INS CO	5,929,474	2.3%	5,875,973	2,284,919	38.9%	175
GEICO IND CO	5,533,945	2.1%	5,593,432	2,677,881	47.9%	2,844
ALLSTATE PROP & CAS INS CO	4,837,044	1.8%	5,002,449	1,392,647	27.8%	(2,483)
MUTUAL OF ENUMCLAW INS CO	4,610,852	1.8%	4,750,269	2,296,365	48.3%	1,161
USAA CAS INS CO	4,378,089	1.7%	4,336,832	2,744,507	63.3%	29,251
METROPOLITAN PROP & CAS INS CO	3,963,520	1.5%	3,937,999	2,328,002	59.1%	(63)
GOVERNMENT EMPLOYEES INS CO	3,620,731	1.4%	3,728,855	1,802,021	48.3%	4,175
ALLSTATE IND CO	3,383,983	1.3%	3,469,083	1,312,661	37.8%	8,266
AUTO OWNERS INS CO	2,723,793	1.0%	2,617,454	1,310,003	50.1%	5,475
ALL OTHERS (148)	52,989,034	20.1%	53,673,255	27,715,356	51.6%	117,292
TOTAL	264,040,755	100.0%	264,153,754	141,205,314	53.5%	692,086

**Commercial Auto Physical Damage**

COMPANY NAME	DIRECT PREMIUMS WRITTEN	MARKET SHARE	DIRECT PREMIUMS EARNED	DIRECT LOSSES INCURRED	LOSS RATIO	DIRECT DEFENSE & COST CONTAINMENT EXPENSE INCURRED
GREAT WEST CAS CO	3,504,986	10.1%	3,396,235	2,543,909	74.9%	20,544
UNITED FINANCIAL CAS CO	2,057,793	5.9%	1,886,463	1,304,507	69.2%	15,392
WESTERN COMM INS CO	1,903,885	5.5%	1,966,866	1,212,641	61.7%	(7,435)
NORTHLAND INS CO	1,400,443	4.0%	1,658,893	1,356,850	81.8%	36,250
CINCINNATI INS CO	1,341,251	3.9%	1,396,669	743,475	53.2%	4,397
MUTUAL OF ENUMCLAW INS CO	1,231,411	3.5%	1,196,979	652,786	54.5%	24,103
UNIGARD INS CO	869,046	2.5%	1,031,831	401,499	38.9%	34,375
OREGON MUT INS CO	841,428	2.4%	825,748	555,597	67.3%	0
CONTINENTAL WESTERN INS CO	831,670	2.4%	786,005	329,487	41.9%	4,052
BALBOA INS CO	776,514	2.2%	912,575	309,964	34.0%	13,805
NORTH PACIFIC INS CO	743,942	2.1%	741,304	597,031	80.5%	1,424
TRUCK INS EXCH	636,639	1.8%	654,999	257,449	39.3%	6,446
NATIONWIDE MUT INS CO	614,298	1.8%	646,949	274,124	42.4%	255

**Commercial Auto Physical Damage (continued)**

COMPANY NAME	DIRECT PREMIUMS WRITTEN	MARKET SHARE	DIRECT PREMIUMS EARNED	DIRECT LOSSES INCURRED	LOSS RATIO	DIRECT DEFENSE & COST CONTAINMENT EXPENSE INCURRED
OWNERS INS CO	603,757	1.7%	537,730	248,221	46.2%	(651)
AMERICAN HALLMARK INS CO OF TX	531,430	1.5%	600,688	302,699	50.4%	0
EMPLOYERS MUT CAS CO	509,119	1.5%	492,309	250,362	50.9%	2,757
UNIVERSAL UNDERWRITERS INS CO	498,405	1.4%	537,166	40,610	7.6%	6,321
ACUITY A MUT INS CO	485,442	1.4%	456,950	259,125	56.7%	(394)
TRAVELERS PROP CAS CO OF AMER	445,162	1.3%	482,720	261,050	54.1%	5,213
CHARTER OAK FIRE INS CO	437,840	1.3%	436,410	100,475	23.0%	7,874
ALL OTHERS (229)	14,570,424	41.8%	14,141,640	9,959,711	70.4%	158,810
TOTAL	34,834,885	100.0%	34,787,129	21,961,572	63.1%	333,538

**Aircraft (All Perils)**

COMPANY NAME	DIRECT PREMIUMS WRITTEN	MARKET SHARE	DIRECT PREMIUMS EARNED	DIRECT LOSSES INCURRED	LOSS RATIO	DIRECT DEFENSE & COST CONTAINMENT EXPENSE INCURRED
NATIONAL UNION FIRE INS CO OF PITTS	2,752,801	21.1%	2,764,500	1,757,922	63.6%	193,515
STARNET INS CO	2,082,689	15.9%	1,916,585	487,353	25.4%	34,243
FEDERAL INS CO	1,652,182	12.6%	1,656,844	334,895	20.2%	5,258
ALLIANZ GLOBAL RISKS US INS CO	1,024,975	7.8%	1,184,823	(160,910)	N/A	(50,628)
OLD REPUBLIC INS CO	888,508	6.8%	756,186	436,252	57.7%	63,167
XL SPECIALTY INS CO	563,333	4.3%	550,177	186,222	33.9%	7,189
US SPECIALTY INS CO	528,688	4.1%	587,213	472,787	80.5%	80,239
CATLIN INS CO	437,326	3.4%	499,498	29,126	5.8%	10,768
STARR IND & LIAB CO	431,567	3.3%	415,753	147,382	35.5%	20,880
STAR INS CO	357,043	2.7%	149,760	28,413	19.0%	5,182
ACE PROP & CAS INS CO	355,188	2.7%	366,469	(134,730)	N/A	122,262
AVEMCO INS CO	344,373	2.6%	358,236	(4,755)	N/A	7,927
LIBERTY MUT INS CO	289,030	2.2%	304,826	4,198	1.4%	5,344
QBE INS CORP	225,953	1.7%	68,979	0	0.0%	0
HALLMARK INS CO	183,072	1.4%	210,295	45,067	21.4%	0
AMERICAN ALT INS CORP	156,853	1.2%	192,778	(685,040)	N/A	(56,261)
OLD UNITED CAS CO	149,247	1.1%	144,315	173,031	119.9%	0
GENERAL REINS CORP	148,083	1.1%	156,796	(7,834)	N/A	1,714
NATIONAL LIAB & FIRE INS CO	148,083	1.1%	156,796	3,240	2.1%	2,717
NORTH AMER SPECIALTY INS CO	84,930	0.7%	88,118	(248,358)	N/A	(30,953)
ALL OTHERS (29)	262,325	2.0%	289,219	690,832	238.9%	157,856
TOTAL	13,066,249	100.0%	12,818,166	3,555,093	27.7%	580,399

**Fidelity**

COMPANY NAME	DIRECT PREMIUMS WRITTEN	MARKET SHARE	DIRECT PREMIUMS EARNED	DIRECT LOSSES INCURRED	LOSS RATIO	DIRECT DEFENSE & COST CONTAINMENT EXPENSE INCURRED
CUMIS INS SOCIETY INC	538,131	20.0%	515,557	256,794	49.8%	21,289
TRAVELERS CAS & SURETY CO OF AMER	316,054	11.7%	309,181	394,248	127.5%	(27,237)
FEDERAL INS CO	238,812	8.9%	361,213	13,626	3.8%	1,728
ZURICH AMER INS CO	195,595	7.3%	64,022	15,425	24.1%	618
WESTERN SURETY CO	194,262	7.2%	203,419	11,926	5.9%	335
ST PAUL MERCURY INS CO	165,797	6.2%	168,127	42,767	25.4%	11,454
NATIONAL UNION FIRE INS CO OF PITTS	148,876	5.5%	185,066	(83,967)	N/A	10,544
GREAT AMER INS CO	113,142	4.2%	124,577	10,550	8.5%	1,063
FIDELITY & DEPOSIT CO OF MD	85,381	3.2%	82,366	7,224	8.8%	2,095
HARTFORD FIRE IN CO	73,749	2.7%	71,378	(351)	N/A	20,061
UNIVERSAL UNDERWRITERS INS CO	69,541	2.6%	63,534	(634)	N/A	115
BERKLEY REGIONAL INS CO	60,036	2.2%	40,454	4,706	11.6%	3,805
CINCINNATI INS CO	44,733	1.7%	46,300	22,190	47.9%	(754)
FEDERATED MUT INS CO	36,653	1.4%	28,256	(98,894)	N/A	(4,277)
WESTCHESTER FIRE INS CO	28,603	1.1%	25,542	12,156	47.6%	1,535
CONTINENTAL INS CO	28,076	1.0%	28,226	139,522	494.3%	0
EMPLOYERS MUT CAS CO	27,878	1.0%	25,249	1,631	6.5%	27
EVEREST NATL INS CO	27,701	1.0%	23,576	7,924	33.6%	2,773
UNIVERSAL UNDERWRITERS OF TX INS	21,810	0.8%	18,330	8,236	44.9%	985
ST PAUL FIRE & MARINE INS CO	21,237	0.8%	26,148	3,128	12.0%	2,546
ALL OTHERS (83)	256,238	9.5%	299,155	111,012	37.1%	26,810
TOTAL	2,692,305	100.0%	2,709,676	879,219	32.4%	75,515

**Surety**

COMPANY NAME	DIRECT PREMIUMS WRITTEN	MARKET SHARE	DIRECT PREMIUMS EARNED	DIRECT LOSSES INCURRED	LOSS RATIO	DIRECT DEFENSE & COST CONTAINMENT EXPENSE INCURRED
TRAVELERS CAS & SURETY CO OF AMER	3,558,815	17.8%	3,018,982	(398,880)	N/A	109,447
WESTERN SURETY CO	1,666,925	8.3%	1,950,509	16,904	0.9%	78,223
SAFECO INS CO OF AMER	1,444,111	7.2%	1,426,241	(463,178)	N/A	(21,998)
FIDELITY & DEPOSIT CO OF MD	1,248,140	6.2%	1,460,473	(120,757)	N/A	6,094
LIBERTY MUT INS CO	1,231,914	6.2%	1,233,067	(108,323)	N/A	(44,141)
NORTH AMER SPECIALTY INS CO	850,252	4.3%	868,622	32,360	3.7%	52,173
GREAT AMER INS CO	826,865	4.1%	921,084	50,856	5.5%	8,952
DEVELOPERS SURETY & IND CO	721,162	3.6%	777,557	(16,648)	N/A	15,703
BERKLEY REGIONAL INS CO	592,526	3.0%	530,664	252,000	47.5%	60,733
HARTFORD FIRE IN CO	576,137	2.9%	658,599	(39,557)	N/A	2,364
LEXON INS CO	569,982	2.9%	481,574	0	0.0%	0
CINCINNATI INS CO	484,299	2.4%	440,108	711,659	161.7%	52,324
ARGONAUT INS CO	474,419	2.4%	416,036	77,627	18.7%	18,909



***Surety (continued)***

COMPANY NAME	DIRECT PREMIUMS WRITTEN	MARKET SHARE	DIRECT PREMIUMS EARNED	DIRECT LOSSES INCURRED	LOSS RATIO	DIRECT DEFENSE & COST CONTAINMENT EXPENSE INCURRED
ALLEGHENY CAS CO	290,672	1.5%	311,463	178	0.1%	36
EMPLOYERS MUT CAS CO	262,352	1.3%	245,588	380,502	154.9%	36,311
HANOVER INS CO	255,853	1.3%	87,496	164	0.2%	1,894
PLATTE RIVER INS CO	251,467	1.3%	219,757	(863)	N/A	19,596
HARTFORD CAS INS CO	248,309	1.2%	153,968	24,158	15.7%	9,598
WESTCHESTER FIRE INS CO	229,247	1.2%	238,953	(54,520)	N/A	(421)
INTERNATIONAL FIDELITY INS CO	220,356	1.1%	206,326	3,166	1.5%	465
ALL OTHERS (129)	4,012,596	20.1%	4,264,669	(279,639)	N/A	178,126
TOTAL	20,016,399	100.0%	19,911,736	67,209	0.3%	584,388

***Burglary and Theft***

COMPANY NAME	DIRECT PREMIUMS WRITTEN	MARKET SHARE	DIRECT PREMIUMS EARNED	DIRECT LOSSES INCURRED	LOSS RATIO	DIRECT DEFENSE & COST CONTAINMENT EXPENSE INCURRED
TRAVELERS CAS & SURETY CO OF AMER	109,582	25.8%	97,570	(26,354)	N/A	(5,868)
FEDERAL INS CO	44,717	10.5%	46,850	1,668	3.6%	48
NATIONWIDE MUT INS CO	28,044	6.6%	24,863	(41)	N/A	38
NATIONAL UNION FIRE INS CO OF PITTS	27,172	6.4%	15,808	1,697	10.7%	13
UNIVERSAL UNDERWRITERS INS CO	22,812	5.4%	22,676	(2,248)	N/A	(1)
US SPECIALTY INS CO	22,250	5.2%	14,423	1,798	12.5%	0
HARTFORD FIRE IN CO	18,992	4.5%	14,486	2,104	14.5%	(25)
WESTERN COMM INS CO	18,784	4.4%	19,413	8,662	44.6%	0
ZURICH AMER INS CO	17,255	4.1%	6,301	(89)	N/A	0
NATIONWIDE AGRIBUSINESS INS CO	10,307	2.4%	9,986	4,714	47.2%	7
FIDELITY & DEPOSIT CO OF MD	10,048	2.4%	9,103	795	8.7%	0
CINCINNATI INS CO	9,196	2.2%	7,901	(16,750)	N/A	0
ST PAUL FIRE & MARINE INS CO	7,237	1.7%	8,928	932	10.4%	1,035
UNIVERSAL UNDERWRITERS OF TX INS	6,350	1.5%	5,137	(180)	N/A	0
HANOVER INS CO	6,090	1.4%	4,039	0	0.0%	0
FEDERATED MUT INS CO	6,027	1.4%	4,710	55	1.2%	3
TWIN CITY FIRE INS CO CO	5,126	1.2%	4,536	(33)	N/A	252
FARMLAND MUT INS CO	4,966	1.2%	9,363	11,122	118.5%	12
EMPLOYERS MUT CAS CO	4,368	1.0%	4,289	156	3.6%	2
VIGILANT INS CO	4,138	1.0%	3,919	15	0.4%	2
ALL OTHERS (79)	41,859	9.8%	54,099	(1,742)	N/A	2,608
TOTAL	425,350	100.0%	388,420	(13,719)	N/A	(1,874)

**Boiler and Machinery**

COMPANY NAME	DIRECT PREMIUMS WRITTEN	MARKET SHARE	DIRECT PREMIUMS EARNED	DIRECT LOSSES INCURRED	LOSS RATIO	DIRECT DEFENSE & COST CONTAINMENT EXPENSE INCURRED
FACTORY MUT INS CO	1,691,385	28.5%	1,951,883	0	0.0%	0
ZURICH AMER INS CO	429,839	7.3%	732,778	190,797	26.0%	36,350
FEDERAL INS CO	390,106	6.6%	251,842	19,655	7.8%	479
HARTFORD STEAM BOIL INSPEC & INS CO	332,128	5.6%	321,465	17,139	5.3%	222
AFFILIATED FM INS CO	315,064	5.3%	264,579	109,633	41.4%	(4,580)
PACIFIC IND CO	284,254	4.8%	281,358	(480)	N/A	(47)
TRAVELERS PROP CAS CO OF AMER	236,068	4.0%	240,879	(792)	N/A	(188)
AMCO INS CO	210,635	3.6%	183,404	39,844	21.7%	(72)
MUTUAL OF ENUMCLAW INS CO	169,674	2.9%	161,287	41,425	25.7%	892
CONTINENTAL CAS CO	159,194	2.7%	151,905	(5,098)	N/A	(7,907)
NATIONAL UNION FIRE INS CO OF PITTS	141,080	2.4%	174,497	(33,793)	N/A	(3,787)
CONTINENTAL WESTERN INS CO	138,836	2.3%	146,695	3,036	2.1%	63
OREGON MUT INS CO	128,192	2.2%	129,546	(202)	N/A	0
EMPLOYERS MUT CAS CO	122,613	2.1%	116,694	8,940	7.7%	0
CINNINNATI INS CO	116,638	2.0%	116,144	5,043	4.3%	(91)
LUMBERMENS UNDERWRITING ALLIANCE	105,994	1.8%	103,124	0	0.0%	0
DAKOTA FIRE INS CO	92,393	1.6%	80,955	2,752	3.4%	0
ALLIANZ GLOBAL RISKS US INS CO	73,461	1.2%	82,100	120	0.2%	61
GREAT NORTHERN INS CO	49,837	0.8%	52,641	178	0.3%	(11)
UNIVERSAL UNDERWRITERS INS CO	47,115	0.8%	54,881	(9,818)	N/A	0
ALL OTHERS (97)	695,385	11.7%	677,936	730,495	107.8%	45,157
TOTAL	5,929,891	100.0%	6,276,593	1,118,874	17.8%	66,541

**Credit**

COMPANY NAME	DIRECT PREMIUMS WRITTEN	MARKET SHARE	DIRECT PREMIUMS EARNED	DIRECT LOSSES INCURRED	LOSS RATIO	DIRECT DEFENSE & COST CONTAINMENT EXPENSE INCURRED
COFACE N AMER INS CO	758,363	26.6%	744,493	118,024	15.9%	0
OLD REPUBLIC INS CO	395,309	13.9%	349,369	70,617	20.2%	0
AMERICAN BANKERS INS CO OF FL	228,423	8.0%	228,762	(2,639)	N/A	0
EULER HERMES N AMER INS CO	212,031	7.4%	250,980	(90,292)	N/A	0
FIRST COLONIAL INS CO	180,021	6.3%	233,555	13,705	5.9%	0
AMERICAN SECURITY INS CO	174,782	6.1%	174,782	218	0.1%	0
AMERICAN NATL PROP & CAS CO	148,659	5.2%	109,266	47,254	43.3%	0
AMERICAN RELIABLE INS CO	135,036	4.7%	135,288	63,691	47.1%	1,000
GREAT AMER INS CO	128,265	4.5%	128,265	(69,314)	N/A	0
GREAT AMER ALLIANCE INS CO	95,224	3.3%	43,493	14,288	32.9%	0
OHIO IND CO	94,221	3.3%	15,161	6,686	44.1%	0
ACE AMER INS CO	65,805	2.3%	67,894	2,124	3.1%	(246)
EMPLOYERS FIRE INS CO	65,682	2.3%	65,449	40,817	62.4%	0

**Credit (continued)**

COMPANY NAME	DIRECT PREMIUMS WRITTEN	MARKET SHARE	DIRECT PREMIUMS EARNED	DIRECT LOSSES INCURRED	LOSS RATIO	DIRECT DEFENSE & COST CONTAINMENT EXPENSE INCURRED
ARCH INS CO	50,679	1.8%	26,459	18,234	68.9%	10
STANDARD GUAR INS CO	34,280	1.2%	30,606	(1,675)	N/A	0
HSBC INS CO OF DE	32,441	1.1%	35,525	25,538	71.9%	0
GREAT AMER ASSUR CO	29,660	1.0%	20,018	1,445	7.2%	0
WESCO INS CO	21,245	0.7%	21,412	(5,836)	N/A	0
ZALE IND CO	6,794	0.2%	6,794	19	0.3%	0
STONEBRIDGE CAS INS CO	282	0.0%	6,399	(3,447)	N/A	(11)
ALL OTHERS (7)	(3,609)	N/A	95,634	86,398	90.3%	6,780
TOTAL	2,853,593	100.0%	2,789,604	335,855	12.0%	7,533

**Warranty**

COMPANY NAME	DIRECT PREMIUMS WRITTEN	MARKET SHARE	DIRECT PREMIUMS EARNED	DIRECT LOSSES INCURRED	LOSS RATIO	DIRECT DEFENSE & COST CONTAINMENT EXPENSE INCURRED
LYNDON SOUTHERN INS CO	755,577	33.0%	348,452	167,797	48.2%	1,561
HERITAGE IND CO	593,455	25.9%	384,907	154,640	40.2%	5,181
OLD REPUBLIC INS CO	467,732	20.4%	219,121	142,952	65.2%	0
AMERICAN MERCURY INS CO	187,351	8.2%	421,432	146,313	34.7%	(34)
WESCO INS CO	128,607	5.6%	246,652	34,194	13.9%	0
NATIONAL CAS CO	74,486	3.3%	192,291	99,976	52.0%	5
COURTESY INS CO	39,336	1.7%	38,944	15,651	40.2%	0
AMERICAN BANKERS INS CO OF FL	27,969	1.2%	25,263	6,369	25.2%	0
VIRGINIA SURETY CO INC	17,855	0.8%	64,012	40,361	63.1%	0
UNIVERSAL UNDERWRITERS INS CO	12,924	0.6%	263,087	128,720	48.9%	2,323
FIRST COLONIAL INS CO	6,306	0.3%	118,406	33,877	28.6%	0
DEALERS ASSUR CO	2,999	0.1%	12,556	563	4.5%	0
AMERICAN RELIABLE INS CO	1,650	0.1%	1,650	0	0.0%	(8)
COREPOINTE INS CO	0	0.0%	1,434	0	0.0%	0
EVERGREEN NATL IND CO	0	0.0%	(21)	0	0.0%	0
BALBOA INS CO	0	0.0%	1,501	(715)	N/A	0
ALLSTATE INS CO	0	0.0%	76	0	0.0%	0
MIC PROP & CAS INS CORP	0	0.0%	320	(27)	N/A	0
AMERICAN ROAD INS CO	0	0.0%	0	110	N/A	0
TECHNOLOGY INS CO INC	0	0.0%	704,858	0	0.0%	0
ALL OTHERS (6)	(26,858)	N/A	588,548	340,260	57.8%	3,074
TOTAL	2,289,389	100.0%	3,633,489	1,311,041	36.1%	12,102

# 2011 Business Accident and Health - Life, Health and Managed Care Companies

COMPANY NAME	DIRECT PREMIUMS WRITTEN	MARKET SHARE	PREMIUMS EARNED	LOSSES INCURRED	LOSS RATIO
BLUE CROSS OF ID HLTH SERV INC	1,236,925,642	49.2%	1,230,358,813	1,069,990,358	86.5%
REGENCE BLUESHIELD OF ID INC	461,274,060	18.4%	457,368,675	387,505,464	84.0%
UNITEDHEALTHCARE INS CO	178,271,746	7.1%	177,357,157	142,707,408	80.1%
HUMANA INS CO	93,752,526	3.7%	92,826,506	74,199,758	79.1%
PACIFICSOURCE HLTH PLANS	75,850,114	3.0%	75,850,114	66,615,150	87.8%
STERLING LIFE INS CO	32,902,710	1.3%	33,617,413	33,909,901	103.1%
AMERICAN FAMILY LIFE ASSUR CO OF COL	29,073,099	1.2%	29,147,515	17,249,541	59.3%
AETNA LIFE INS CO	22,228,283	0.9%	21,979,352	16,535,499	74.4%
ALTUS HLTH PLANS INC	20,242,025	0.8%	20,242,025	17,062,061	84.3%
HUMANA HLTH PLAN INC	16,909,990	0.7%	16,909,990	15,684,242	92.8%
METROPOLITAN LIFE INS CO	14,234,037	0.6%	14,509,697	14,881,779	104.6%
UNITED OF OMAHA LIFE INS CO	13,793,609	0.6%	13,441,867	10,139,518	73.5%
MUTUAL OF OMAHA INS CO	13,561,039	0.5%	13,704,782	9,569,845	70.6%
NATIONWIDE LIFE INS CO	12,136,986	0.5%	11,479,585	13,576,331	111.9%
BANKERS LIFE & CAS CO	11,794,212	0.5%	12,394,361	8,757,057	74.3%
CONNECTICUT GEN LIFE INS CO	11,577,351	0.5%	11,305,187	8,913,460	77.0%
GROUP HLTH OPTIONS INC	9,566,716	0.4%	10,242,342	7,739,922	80.9%
STANDARD INS CO	9,401,780	0.4%	9,920,600	10,197,094	108.5%
FIRST HLTH LIFE & HLTH INS CO	8,157,919	0.3%	7,956,521	6,941,558	85.1%
TIME INS CO	8,060,468	0.3%	8,206,409	6,427,868	79.8%
ALL OTHER COMPANIES (263)	233,897,282	10.0%	233,423,075	1	72.3%
TOTAL	2,513,611,594	100.0%	2,502,241,986	2,107,296,704	84.2%

## Title

COMPANY NAME	DIRECT PREMIUMS WRITTEN	MARKET SHARE	PREMIUMS EARNED	LOSSES INCURRED	LOSS RATIO
FIRST AMER TITLE INS CO	20,828,744	28.1%	21,022,781	1,665,141	7.9%
OLD REPUBLIC NATL TITLE INS CO	18,677,330	25.2%	18,592,082	(129,885)	N/A
CHICAGO TITLE INS CO	13,427,673	18.1%	13,674,652	389,494	2.9%
STEWART TITLE GUAR CO	6,957,051	9.4%	7,050,632	1,286,170	18.2%
WESTCOOR LAND TITLE INS CO	5,440,810	7.3%	5,255,938	5,000	0.1%
FIDELITY NATL TITLE INS CO	4,829,799	6.5%	5,076,898	4,861,525	95.8%
COMMONWEALTH LAND TITLE INS CO	3,472,569	4.7%	3,597,417	303,665	8.4%
NATIONAL TITLE INS OF NY INC	594,498	0.8%	576,261	0	N/A
WFG NATL TITLE INS CO	10,347	0.0%	9,597	0	N/A
TOTAL	74,238,821	100.0%	74,856,258	8,381,110	11.2%

## 2011 Business Ordinary Life & Annuity

COMPANY NAME	DIRECT PREMIUMS WRITTEN	DIRECT ANNUITY CONSIDERATION	DIRECT CLAIMS & BENEFITS PAID	IN FORCE ON 12/31/2011	MARKET SHARE (PREMIUMS)	MARKET SHARE (IN FORCE)
NORTHWESTERN MUT LIFE INS CO	50,470,066	14,978,112	46,386,587	7,939,371,130	13.0%	11.0%
STATE FARM LIFE INS CO	16,526,029	6,789,469	12,953,573	3,101,609,401	4.3%	4.3%
FARM BUREAU LIFE INS CO	15,592,606	11,027,269	18,671,898	3,076,001,684	4.0%	4.3%
LINCOLN NATL LIFE INS CO	13,674,887	51,122,620	44,937,560	1,320,758,858	3.5%	1.8%
NEW YORK LIFE INS CO	13,229,476	464,969	18,095,027	2,028,103,509	3.4%	2.8%
JOHN HANCOCK LIFE INS CO (USA)	13,180,089	5,072,137	29,601,217	1,149,119,626	3.4%	1.6%
BENEFICIAL LIFE INS CO	12,921,059	717,021	38,511,339	3,179,949,889	3.3%	4.4%
MASSACHUSETTS MUT LIFE INS CO	11,589,547	9,570,824	12,988,610	1,243,509,018	3.0%	1.7%
PACIFIC LIFE INS CO	8,450,538	15,388,423	27,841,568	699,478,764	2.2%	1.0%
HARTFORD LIFE & ANN INS CO	7,992,986	323,047	30,799,494	679,477,588	2.1%	0.9%
PRIMERICA LIFE INS CO	7,938,759	4,998	2,258,429	3,155,821,622	2.0%	4.4%
FARMERS NEW WORLD LIFE INS CO	6,944,032	2,430,840	6,520,734	2,225,687,409	1.8%	3.1%
AMERICAN GEN LIFE INS CO	6,563,238	3,997,121	6,631,966	2,450,120,656	1.7%	3.4%
PROTECTIVE LIFE INS CO	6,530,100	1,586,901	7,066,534	1,676,863,308	1.7%	2.3%
GENWORTH LIFE & ANN INS CO	6,382,224	901,827	10,133,690	2,934,358,853	1.6%	4.1%
TRANSAMERICA LIFE INS CO	5,939,917	10,406,685	24,528,448	1,301,120,849	1.5%	1.8%
LINCOLN BENEFIT LIFE CO	5,541,686	1,230,708	14,265,841	1,974,834,731	1.4%	2.7%
AMERICAN UNITED LIFE INS CO	5,418,265	5,553,148	1,169,251	546,754,969	1.4%	0.8%
PRUCO LIFE INS CO	5,350,665	81,465,809	8,520,940	1,519,159,692	1.4%	2.1%
AVIVA LIFE & ANN CO	5,317,657	25,284,155	15,483,382	656,162,795	1.4%	0.9%
ALL OTHERS (312)	162,670,899	543,899,808	625,092,798	29,017,617,737	41.9%	40.4%
TOTAL	388,224,715	792,215,891	46,386,587	71,875,882,088	100.0%	100.0%

## Credit Life

COMPANY NAME	DIRECT PREMIUMS WRITTEN	DIRECT CLAIMS & BENEFITS PAID	IN FORCE ON 12/31/2011	MARKET SHARE (PREMIUMS)	MARKET SHARE (IN FORCE)
CMFG LIFE INS CO	1,746,631	600,711	177,461,650	36.9%	41.2%
MINNESOTA LIFE INS CO	634,460	375,578	53,149,910	13.4%	12.3%
AMERICAN NATL LIFE INS CO	511,059	170,554	39,235,808	10.8%	9.1%
AMERICAN MODERN LIFE INS CO	417,952	202,038	30,137,838	8.8%	7.0%
AMERICAN BANKERS LIFE ASSUR CO OF FL	384,637	132,648	35,137,682	8.1%	8.2%
AMERICAN HLTH & LIFE INS CO	343,663	208,290	32,622,619	7.3%	7.6%
MERIT LIFE INS CO	207,562	54,032	13,528,325	4.4%	3.1%
HOUSEHOLD LIFE INS CO	131,419	69,358	8,584,373	2.8%	2.0%
CENTRAL STATES H & L CO OF OMAHA	102,268	6,176	6,593,127	2.2%	1.5%
CENTURION LIFE INS CO	62,332	269,061	3,814,033	1.3%	0.9%

**Credit Life (continued)**

COMPANY NAME	DIRECT PREMIUMS WRITTEN	DIRECT CLAIMS & BENEFITS PAID	IN FORCE ON 12/31/2011	MARKET SHARE (PREMIUMS)	MARKET SHARE (IN FORCE)
TRANSAMERICA LIFE INS CO	58,674	28,843	9,109,290	1.2%	2.1%
LANDCAR LIFE INS CO	47,061	82,000	6,366,191	1.0%	1.5%
AMERICAN HERITAGE LIFE INS CO	23,325	5,292	2,301,228	0.5%	0.5%
PROTECTIVE LIFE INS CO	21,675	0	1,946,063	0.5%	0.5%
GUARANTEE TRUST LIFE INS CO	13,873	0	1,453,462	0.3%	0.3%
STONEBRIDGE LIFE INS CO	12,476	10,569	932,165	0.3%	0.2%
GENERAL FIDELITY LIFE INS CO	8,561	0	0	0.2%	0.0%
AMERICAN GEN ASSUR CO	7,682	42,022	4,243,611	0.2%	1.0%
MONUMENTAL LIFE INS CO	2,967	0	725,464	0.1%	0.2%
ZALE LIFE INS CO	1,298	0	96,512	0.0%	0.0%
ALL OTHERS (12)	(9,925)	22,501	3,420,305	N/A	0.8%
TOTAL	4,729,650	600,711	430,859,656	100.0%	100.0%

**Group Life & Annuity**

COMPANY NAME	DIRECT PREMIUMS WRITTEN	DIRECT ANNUITY CONSIDERATION	DIRECT CLAIMS & BENEFITS PAID	IN FORCE ON 12/31/2011	MARKET SHARE (PREMIUMS)	MARKET SHARE (IN FORCE)
PRUDENTIAL INS CO OF AMER	14,056,860	22,002,259	96,701,636	8,662,832,700	15.1%	23.7%
METROPOLITAN LIFE INS CO	12,668,290	846,043	99,446,890	8,091,738,417	13.6%	22.1%
STANDARD INS CO	8,505,862	0	7,794,724	3,899,930,000	9.1%	10.7%
GREAT WESTERN INS CO	7,014,715	0	3,458,623	38,966,684	7.5%	0.1%
PRINCIPAL LIFE INS CO	6,752,355	0	6,295,934	1,241,103,244	7.2%	3.4%
HARTFORD LIFE & ACCIDENT INS CO	5,141,767	0	3,867,774	3,034,447,338	5.5%	8.3%
NEW YORK LIFE INS CO	5,064,127	299,345	4,488,374	530,207,041	5.4%	1.4%
LIFEMAP ASSUR CO	2,964,343	0	1,926,117	1,379,385,774	3.2%	3.8%
LIFE INS CO OF N AMER	2,961,288	0	2,048,168	1,004,934,361	3.2%	2.7%
MINNESOTA LIFE INS CO	2,470,399	0	3,794,031	1,070,060,206	2.6%	2.9%
UNITED HERITAGE LIFE INS CO	2,407,401	979,497	1,804,782	1,025,892,060	2.6%	2.8%
UNUM LIFE INS CO OF AMER	2,389,845	0	1,953,103	833,462,191	2.6%	2.3%
LINCOLN HERITAGE LIFE INS CO	2,320,742	0	393,085	3,902,439	2.5%	0.0%
UNITED OF OMAHA LIFE INS CO	1,944,889	676,523	1,658,735	1,055,029,740	2.1%	2.9%
RELIASTAR LIFE INS CO	1,862,237	550,638	2,863,361	30,019,620	2.0%	0.1%
CMFG LIFE INS CO	1,815,400	6,526,094	4,056,446	146,894,407	1.9%	0.4%
FORETHOUGHT LIFE INS CO	1,240,790	0	2,330,454	25,342,881	1.3%	0.1%
CONNECTICUT GEN LIFE INS CO	1,011,466	0	860,494	220,115,457	1.1%	0.6%
LINCOLN NATL LIFE INS CO	1,007,450	2,857,981	753,711	957,276,870	1.1%	2.6%

**Group Life & Annuity (continued)**

COMPANY NAME	DIRECT PREMIUMS WRITTEN	DIRECT ANNUITY CONSIDERATION	DIRECT CLAIMS & BENEFITS PAID	IN FORCE ON 12/31/2011	MARKET SHARE (PREMIUMS)	MARKET SHARE (IN FORCE)
5 STAR LIFE INS CO	975,004	0	803,030	387,396,720	1.0%	1.1%
ALL OTHERS (203)	8,663,738	118,691,027	256,204,383	2,937,276,912	9.3%	8.0%
TOTAL	93,238,968	153,429,407	96,701,636	36,576,215,062	100.0%	100.0%

**Industrial Life**

COMPANY NAME	DIRECT PREMIUMS WRITTEN	DIRECT CLAIMS & BENEFITS PAID	IN FORCE ON 12/31/2011	MARKET SHARE (PREMIUMS)	MARKET SHARE (IN FORCE)
AMERICAN GEN LIFE & ACC INS CO	870	13,230	307,936	39.3%	2.8%
UNION SECURITY INS CO	728	13,480	158,153	32.9%	1.4%
SECURITY NATL LIFE INS CO	158	0	12,750	7.1%	0.1%
MONUMENTAL LIFE INS CO	129	4,659	110,613	5.8%	1.0%
WESTERN & SOUTHERN LIFE INS CO	95	10,343	66,964	4.3%	0.6%
LINCOLN LIFE & ANN CO OF NY	79	0	3,457	3.6%	0.0%
ATHENE ANNUITY & LIFE ASSUR CO	61	1,750	4,200	2.8%	0.0%
LIBERTY NATL LIFE INS CO	50	5,084	0	2.3%	0.0%
AMERICAN NATL INS CO	31	680	17,524	1.4%	0.2%
NATIONAL GUARDIAN LIFE INS CO	12	0	3,442	0.5%	0.0%
WASHINGTON NATL INS CO	0	0	9,000	0.0%	0.1%
UNIVERSAL GUAR LIFE INS CO	0	0	500	0.0%	0.0%
UNITED INS CO OF AMER	0	0	1,500	0.0%	0.0%
SECURITY LIFE OF DENVER INS CO	0	2,250	279,057	0.0%	2.5%
RELIABLE LIFE INS CO	0	1,000	9,376	0.0%	0.1%
PRUDENTIAL INS CO OF AMER	0	240,243	4,049,304	0.0%	36.4%
METROPOLITAN LIFE INS CO	0	352,131	6,074,885	0.0%	54.7%
AMERICAN LIFE & SECURITY CORP	0	0	2,750	0.0%	0.0%
LIBERTY BANKERS LIFE INS CO	0	3,088	0	0.0%	0.0%
JACKSON NATL LIFE INS CO	0	1,000	0	0.0%	0.0%
ALL OTHERS (1)	0	752	2,387	0.0%	0.0%
TOTAL	2,213	13,230	11,113,798	100.0%	100.0%

# Summary of Financial Condition as of December 31, 2011

## Life and Disability Insurers

COMPANY	STATE	ADMITTED ASSETS	CAPITAL & SURPLUS	NET GAIN FROM OPERATIONS	PREMIUM/ANNUITY CONSIDERATIONS	INCURRED BENEFITS
4 EVER LIFE INS CO	IL	174,576,127	79,676,046	6,815,349	171,517,014	138,353,742
5 STAR LIFE INS CO	LA	218,385,922	54,261,482	889,594	107,592,238	95,990,634
AAA LIFE INS CO	MI	468,390,751	87,831,898	3,816,755	113,634,268	73,186,222
ABILITY INS CO	NE	840,080,873	47,194,426	3,538,446	67,331,340	82,104,732
ACACIA LIFE INS CO	DC	1,518,023,280	322,004,527	13,399,202	56,306,889	85,517,629
ACCENDO INS CO	UT	146,571,557	81,397,611	14,320,053	582,246,540	607,881,928
ACE LIFE INS CO	CT	42,307,199	8,586,917	606,862	4,457,244	3,028,970
ADVANTAGE DENTAL PLAN INC	OR	1,764,888	1,408,604	14,796	132,951	236,600
AETNA HLTH & LIFE INS CO	CT	1,912,983,366	248,821,369	57,027,092	369,504,523	328,757,446
AETNA HLTH INS CO	PA	46,231,517	28,196,563	13,031,939	102,594,959	53,720,291
AETNA LIFE INS CO	CT	20,894,358,289	3,047,148,719	999,069,812	11,199,334,733	9,054,557,997
ALL SAVERS INS CO	IN	15,437,930	9,107,824	3,561,921	24,634,106	15,645,253
ALLIANZ LIFE & ANN CO	MIN	15,932,323	12,026,650	660,700	0	418,773
ALLIANZ LIFE INS CO OF N AMER	MIN	89,741,961,523	4,993,127,544	767,319,303	9,600,895,489	10,568,434,134
ALLSTATE ASSUR CO	IL	11,451,006	10,081,440	431,340	0	0
ALLSTATE LIFE INS CO	IL	53,978,754,388	3,455,656,845	34,541,259	1,976,725,154	3,688,513,978
ALPHA DENTAL PROGRAMS INC	TX	3,582,384	1,844,924	351,272	11,154,964	8,167,228
ALTUS HLTH PLANS INC	UT	101,697,241	54,850,401	9,459,378	429,296,542	383,431,509
AMALGAMATED LIFE INS CO	NY	78,946,893	38,279,747	1,856,397	55,700,409	49,948,458
AMERICAN AMICABLE LIFE INS CO OF TX	TX	446,356,544	57,434,115	11,743,195	48,949,942	46,383,026
AMERICAN BANKERS LIFE ASSUR CO OF FL	FL	588,079,222	73,766,812	9,093,019	118,913,301	43,676,286
AMERICAN EQUITY INVEST LIFE INS CO	IA	24,685,608,866	1,597,017,660	195,456,249	4,511,649,917	5,117,667,764
AMERICAN FAMILY LIFE ASSUR CO OF COL	NE	103,581,665,920	6,371,117,679	2,897,499,479	20,945,015,313	14,583,246,524
AMERICAN FAMILY LIFE INS CO	WI	4,598,733,497	691,467,803	58,017,122	371,908,952	381,121,041
AMERICAN FARMERS & RANCHERS LIFE INS	OK	19,747,851	1,760,465	(244,801)	2,491,007	2,844,103
AMERICAN FIDELITY ASSUR CO	OK	3,994,058,146	294,994,055	58,212,392	712,798,190	540,127,206
AMERICAN FIDELITY LIFE INS CO	FL	455,880,887	70,267,246	3,204,838	13,146,263	21,011,355
AMERICAN GEN ASSUR CO	IL	180,442,990	102,501,896	9,026,799	43,389,223	22,358,235
AMERICAN GEN LIFE & ACC INS CO	TN	9,550,426,099	629,298,592	173,793,355	821,022,589	878,417,046
AMERICAN GEN LIFE INS CO	TX	43,097,131,688	7,393,646,867	1,121,994,978	1,173,469,310	3,523,926,809
AMERICAN GEN LIFE INS CO OF DE	DE	9,146,118,352	450,625,439	74,163,878	221,476,151	602,251,518
AMERICAN HERITAGE LIFE INS CO	FL	1,650,118,782	293,685,078	43,299,747	639,861,984	358,142,661
AMERICAN HLTH & LIFE INS CO	TX	1,153,180,716	371,708,706	124,289,665	214,755,782	74,380,476
AMERICAN HOME LIFE INS CO	KS	216,919,637	16,684,536	1,308,699	31,866,034	31,971,249
AMERICAN INCOME LIFE INS CO	IN	2,291,143,708	195,435,647	109,241,969	669,625,430	330,865,805
AMERICAN LIFE & SECURITY CORP	AZ	13,908,558	4,475,659	(1,889,559)	4,736,893	2,657,666
AMERICAN MATURITY LIFE INS CO	CT	63,502,183	46,020,220	722,504	131,924	230,339
AMERICAN MEDICAL SECURITY LIFE INS C	WI	65,748,428	32,341,997	10,292,983	119,403,378	88,776,415
AMERICAN MEMORIAL LIFE INS CO	SD	2,202,904,713	100,313,346	21,063,450	389,930,063	362,445,863



# Summary of Financial Condition as of December 31, 2011

## Life and Disability Insurers

COMPANY	STATE	ADMITTED ASSETS	CAPITAL & SURPLUS	NET GAIN FROM OPERATIONS	PREMI/ANNUITY CONSIDERATIONS	INCURRED BENEFITS
AMERICAN MODERN LIFE INS CO	OH	59,968,480	20,339,519	233,981	14,227,712	7,957,626
AMERICAN NATL INS CO	TX	17,390,041,492	2,000,551,055	152,346,359	2,180,613,678	2,419,579,584
AMERICAN NATL LIFE INS CO OF TX	TX	115,148,775	27,522,722	(1,749,477)	64,201,483	51,829,272
AMERICAN PHOENIX LIFE & REASSUR CO	CT	19,768,118	13,968,586	(277,023)	(1,830)	1,092,271
AMERICAN PIONEER LIFE INS CO	FL	80,645,934	20,576,452	(152,343)	62,134,065	54,760,682
AMERICAN PUBLIC LIFE INS CO	OK	74,266,508	19,003,731	798,248	38,961,732	25,354,960
AMERICAN REPUBLIC INS CO	IA	538,648,651	259,299,651	16,877,746	294,479,611	212,886,521
AMERICAN SPECIALTY HLTH INS CO	IL	9,080,332	8,311,244	671,526	7,312,366	2,618,118
AMERICAN UNDERWRITERS LIFE INS CO	AZ	86,220,497	13,551,386	823,331	16,147,058	17,098,888
AMERICAN UNITED LIFE INS CO	IN	17,342,635,551	835,921,425	46,252,497	2,769,926,108	2,617,917,235
AMERICO FIN LIFE & ANN INS CO	TX	3,747,452,934	371,135,225	77,772,152	349,725,168	320,533,837
AMERITAS LIFE INS CORP	NE	7,278,337,028	1,349,148,339	27,183,364	1,264,985,099	1,126,793,821
AMICA LIFE INS CO	RI	1,067,015,637	197,007,884	11,981,374	70,263,800	86,040,350
ANNUITY INVESTORS LIFE INS CO	OH	2,520,593,610	157,357,610	26,625,975	300,252,315	395,045,715
ANTHEM INS CO INC	IN	2,701,254,594	770,471,395	276,036,342	5,878,556,339	5,217,876,449
ANTHEM LIFE INS CO	IN	542,738,372	77,751,755	6,123,363	206,635,691	143,779,388
ASSURITY LIFE INS CO	NE	2,403,180,669	257,816,444	20,981,348	240,567,593	227,677,502
ATHENE ANNUITY & LIFE ASSUR CO	DE	7,482,665,477	142,571,582	(7,139,945)	2,154,631,160	2,137,978,618
AURORA NATL LIFE ASSUR CO	CA	2,818,709,621	355,880,352	18,592,797	817,842	(69,559,757)
AUTO OWNERS LIFE INS CO	MI	3,106,658,396	257,391,084	13,092,502	406,500,162	462,569,952
AVIVA LIFE & ANN CO	IA	48,504,278,279	2,678,608,622	124,324,108	3,048,576,153	4,090,045,083
AXA CORP SOLUTIONS LIFE REINS CO	DE	1,387,034,019	279,758,553	(55,511,684)	72,325,273	180,713,630
AXA EQUITABLE LIFE & ANN CO	CO	521,701,180	62,552,275	259,827	3,481,739	28,761,663
AXA EQUITABLE LIFE INS CO	NY	134,495,628,090	4,624,816,095	362,666,248	10,354,626,881	13,549,303,243
BALBOA LIFE INS CO	CA	53,045,637	39,923,719	3,518,602	14,525,973	4,560,144
BALTIMORE LIFE INS CO	MD	944,325,648	65,390,674	5,114,174	106,206,663	103,464,178
BANKERS FIDELITY LIFE INS CO	GA	122,086,746	32,086,946	3,381,561	70,652,917	49,088,856
BANKERS LIFE & CAS CO	IL	14,515,876,760	816,796,557	209,164,443	2,518,622,249	2,455,468,883
BANKERS LIFE INS CO	FL	94,384,095	16,484,899	602,174	61,252,114	59,640,056
BANKERS RESERVE LIFE INS CO OF WI	WI	110,071,448	61,571,528	14,957,768	437,488,030	331,790,864
BANNER LIFE INS CO	MD	1,524,029,822	252,704,135	53,807,161	119,456,682	24,640,410
BENEFICIAL LIFE INS CO	UT	3,185,118,765	511,213,224	28,403,392	50,449,557	177,141,944
BERKLEY LIFE & HLTH INS CO	IA	111,975,452	59,471,252	(625,728)	101,138,652	82,081,774
BERKSHIRE HATHAWAY LIFE INS CO NE	NE	8,809,540,584	1,824,158,331	352,636,235	2,013,169,718	2,291,822,883
BERKSHIRE LIFE INS CO OF AMER	MA	3,034,691,785	530,906,055	31,214,639	477,888,577	368,530,829
BEST LIFE & HLTH INS CO	TX	13,605,520	8,947,497	582,449	37,465,831	26,507,418
BLUE CROSS OF ID HLTH SERV INC	ID	653,697,237	443,826,528	49,637,542	1,230,358,813	1,069,990,357
BOSTON MUT LIFE INS CO	MA	1,102,746,535	126,301,796	11,968,409	180,133,882	144,443,538
BROKERS NATL LIFE ASSUR CO	AR	25,005,480	16,534,957	1,972,478	38,220,430	24,071,707

# Summary of Financial Condition as of December 31, 2011

## Life and Disability Insurers

COMPANY	STATE	ADMITTED ASSETS	CAPITAL & SURPLUS	NET GAIN FROM OPERATIONS	PREMIUM/ANNUITY CONSIDERATIONS	INCURRED BENEFITS
CAPITOL LIFE INS CO	TX	237,065,030	17,811,243	2,233,318	10,919,927	21,167,942
CATAMARAN INS OF OHIO INC	OH	8,859,300	8,602,725	(28,373)	0	0
CELTIC INS CO	IL	68,760,964	25,500,753	(5,290,772)	98,150,342	81,348,941
CENTRAL SECURITY LIFE INS CO	TX	78,497,216	8,426,048	780,598	2,980,301	3,442,475
CENTRAL STATES H & L CO OF OMAHA	NE	343,792,438	104,517,559	7,760,012	61,760,043	22,980,538
CENTRAL UNITED LIFE INS CO	AR	312,453,124	56,565,023	3,899,673	97,606,123	68,822,288
CENTRE LIFE INS CO	MA	1,811,618,202	100,458,503	204,068	(1,526,423)	(1,394,151)
CENTURION LIFE INS CO	IA	1,472,880,757	545,071,817	46,282,310	23,843,978	18,480,316
CHARTER NATL LIFE INS CO	IL	125,217,140	10,884,885	285,088	0	0
CHESAPEAKE LIFE INS CO	OK	46,967,302	35,723,445	87,496	24,423,969	12,184,248
CHRISTIAN FIDELITY LIFE INS CO	TX	85,340,012	36,199,609	8,523,015	49,063,460	35,165,916
CHURCH LIFE INS CORP	NY	254,640,190	38,468,438	978,665	37,618,769	41,718,863
CICA LIFE INS CO OF AMER	CO	568,634,304	57,978,057	2,401,642	121,577,339	90,590,476
CIGNA HLTH & LIFE INS CO	CT	713,420,136	543,431,180	123,619,225	296,585,151	226,657,760
CINCINNATI LIFE INS CO	OH	3,357,267,584	281,183,941	353,500	299,663,671	367,572,292
CM LIFE INS CO	CT	8,388,465,820	929,989,508	112,587,725	389,021,905	730,238,137
CMFG LIFE INS CO	IA	13,762,258,178	1,400,972,719	110,207,911	2,165,995,172	2,063,655,808
COLONIAL LIFE & ACCIDENT INS CO	SC	2,521,238,630	532,264,516	136,573,876	1,152,431,674	627,094,435
COLONIAL PENN LIFE INS CO	PA	743,869,542	76,720,820	8,629,431	222,832,135	151,488,252
COLORADO BANKERS LIFE INS CO	CO	202,282,496	16,921,635	1,482,668	86,442,345	49,656,227
COLUMBIAN LIFE INS CO	IL	286,314,539	24,776,735	(1,495,828)	52,468,109	38,415,723
COLUMBIAN MUT LIFE INS CO	NY	1,230,434,446	88,490,277	(517,812)	184,346,183	139,145,107
COLUMBUS LIFE INS CO	OH	2,958,658,421	206,239,676	12,404,782	238,583,063	308,835,310
COMBINED INS CO OF AMER	IL	1,995,471,718	496,576,069	148,031,523	597,194,466	316,219,731
COMMERCIAL TRAVELERS MUT INS CO	NY	27,594,949	3,522,928	(2,076,899)	30,271,155	19,946,112
COMMONWEALTH ANN & LIFE INS CO	MA	7,574,987,174	374,607,397	135,117,037	1,519,033,807	1,757,214,681
COMPANION LIFE INS CO	SC	186,795,646	109,961,547	9,156,199	177,776,253	120,651,243
COMPENEFITS INS CO	TX	33,220,022	23,121,477	2,481,433	126,670,990	87,808,173
CONNECTICUT GEN LIFE INS CO	CT	20,751,890,093	2,918,173,648	611,011,304	6,803,917,095	5,560,088,458
CONSECO LIFE INS CO	IN	4,151,629,599	117,416,112	22,811,438	277,962,654	460,702,240
CONSTITUTION LIFE INS CO	TX	56,678,460	27,061,335	4,928,437	56,044,043	38,361,827
CONTINENTAL AMER INS CO	SC	167,448,966	35,998,425	(32,447,694)	162,644,738	79,154,777
CONTINENTAL ASSUR CO	IL	3,209,999,606	519,426,897	37,043,926	466,805	185,953,465
CONTINENTAL GEN INS CO	OH	234,136,142	26,890,889	7,448,610	56,588,610	53,689,269
CONTINENTAL LIFE INS CO BRENTWOOD	TN	144,284,427	54,168,680	7,335,021	139,049,292	100,270,712
CORVESTA LIFE INS CO	AZ	9,498,338	7,753,628	(348,892)	46,978	10,215
COUNTRY INVESTORS LIFE ASSUR CO	IL	248,250,179	164,709,942	4,585,335	0	2,510,255
COUNTRY LIFE INS CO	IL	8,947,433,239	1,000,857,716	41,439,066	588,667,917	598,180,732
COVENTRY HLTH & LIFE INS CO	DE	813,364,481	339,933,420	68,251,561	2,393,467,844	1,901,874,076

# Summary of Financial Condition as of December 31, 2011

## Life and Disability Insurers

COMPANY	STATE	ADMITTED ASSETS	CAPITAL & SURPLUS	NET GAIN FROM OPERATIONS	PREMIANNUITY CONSIDERATIONS	INCURRED BENEFITS
CSI LIFE INS CO	NE	16,960,994	13,384,185	364,483	4,401,324	945,874
DEARBORN NATL LIFE INS CO	IL	2,895,769,319	399,741,867	(6,362,841)	694,614,950	685,742,607
DELAWARE AMER LIFE INS CO	DE	135,816,257	51,353,655	12,560,741	72,441,303	30,401,350
DENEGRA INS CO	DE	30,283,435	15,758,382	5,618	33,343,340	70,582,264
DESERET MUT INS CO	UT	47,386,811	6,147,694	(1,158,721)	21,390,401	20,059,373
DESTINY HLTH INS CO	IL	3,894,311	3,833,703	(329,928)	0	68,951
DIRECT GEN LIFE INS CO	SC	22,963,678	13,390,590	3,928,712	16,840,088	824,648
EDUCATORS MUT INS ASSOC	UT	68,938,850	41,002,714	(4,007,198)	45,102,424	47,058,221
EMC NATL LIFE CO	IA	1,043,278,296	79,911,391	9,155,455	98,160,845	121,342,592
EMPHEYS INS CO	TX	4,510,501	4,359,067	110,801	155,507	24,293
EMPLOYEES LIFE CO MUT	IL	460,050,545	29,110,266	4,732,310	23,367,464	33,473,267
EMPLOYERS REASSUR CORP	KS	10,960,761,838	653,934,946	(115,386,523)	504,114,985	1,062,058,339
ENVISION INS CO	OH	93,237,983	20,752,326	1,399,486	121,134,753	142,400,323
EQUITABLE LIFE & CAS INS CO	UT	230,618,149	30,920,003	1,346,370	110,075,455	84,823,036
EQUITRUST LIFE INS CO	IA	7,238,941,664	437,137,592	18,738,350	647,313,182	976,371,200
EVERENCE INS CO	IN	28,629,205	10,713,094	484,142	15,557,618	11,313,643
EXPRESS SCRIPTS INS CO	AZ	31,820,437	18,165,028	4,908,648	44,773,898	44,317,947
FAMILY HERITAGE LIFE INS CO OF AMER	OH	488,459,491	55,308,182	15,580,835	160,990,164	94,501,438
FAMILY LIFE INS CO	TX	126,407,041	29,506,850	3,663,943	23,158,605	17,536,923
FAMILY SERV LIFE INS CO	TX	427,354,408	27,356,785	(8,597,394)	16,557	33,494,986
FARM BUREAU LIFE INS CO	IA	6,956,265,895	509,150,980	87,791,585	690,007,669	846,446,572
FARMERS NEW WORLD LIFE INS CO	WA	6,859,593,500	600,973,297	117,169,824	630,227,301	572,100,277
FEDERAL LIFE INS CO	IL	218,879,215	20,462,408	(1,636,413)	23,867,068	26,225,753
FEDERATED LIFE INS CO	MN	1,187,522,930	261,548,947	20,132,058	153,473,278	139,513,487
FIDELITY & GUAR LIFE INS CO	MD	15,784,822,188	846,434,036	116,708,654	(631,797,115)	1,018,661,207
FIDELITY INVESTMENTS LIFE INS CO	UT	16,892,468,807	766,905,685	21,534,462	1,606,023,936	1,258,296,082
FIDELITY LIFE ASSN A LEGAL RESERVE L	IL	463,738,455	175,308,724	(16,168,819)	71,985,417	58,769,360
FIDELITY SECURITY LIFE INS CO	MO	702,685,353	122,838,030	17,183,316	117,315,860	98,544,530
FINANCIAL AMER LIFE INS CO	KS	50,877,979	16,661,826	(1,645,648)	5,553,305	736,336
FINANCIAL ASSUR LIFE INS CO	TX	10,331,464	9,121,664	193,419	86,687	211,173
FIRST ALLAMERICA FIN LIFE INS CO	MA	1,276,361,222	85,938,624	13,644,995	27,198,051	64,603,418
FIRST HLTH LIFE & HLTH INS CO	TX	576,992,884	363,479,768	28,294,521	1,156,548,871	1,013,060,506
FIRST INVESTORS LIFE INS CO	NY	1,192,158,160	36,537,134	10,285,340	111,614,429	119,412,361
FIRST PENN PACIFIC LIFE INS CO	IN	1,880,368,261	209,703,478	32,997,964	132,442,270	188,399,251
FORETHOUGHT LIFE INS CO	IN	5,465,835,793	416,379,531	59,144,117	877,285,359	894,118,211
FUNERAL DIRECTORS LIFE INS CO	TX	799,034,235	72,947,203	8,282,246	178,722,117	174,420,056
GARDEN STATE LIFE INS CO	TX	115,154,551	41,533,099	8,153,571	30,920,932	19,327,417
GENERAL AMER LIFE INS CO	MO	11,395,791,330	825,148,364	78,139,587	350,896,495	651,496,041
GENERAL FIDELITY LIFE INS CO	SC	226,887,253	195,703,288	11,380,075	90,788,570	1,122,623

# Summary of Financial Condition as of December 31, 2011

## Life and Disability Insurers

NAIC Data Current as of July 1, 2012

COMPANY	STATE	ADMITTED ASSETS	CAPITAL & SURPLUS	NET GAIN FROM OPERATIONS	PREM/ANNUITY CONSIDERATIONS	INCURRED BENEFITS
GENERAL RE LIFE CORP	CT	2,917,231,929	638,177,129	87,353,586	1,020,516,487	913,237,462
GENERALI USA LIFE REASSUR CO	MO	1,033,088,867	346,757,983	28,208,917	355,386,750	280,187,001
GENERATION LIFE INS CO	AZ	12,797,293	12,175,954	(411,965)	0	0
GENWORTH LIFE & ANN INS CO	VA	23,484,472,138	1,842,930,844	(104,141,333)	1,129,480,426	2,107,278,619
GENWORTH LIFE INS CO	DE	35,784,159,614	3,097,315,701	30,376,200	1,607,589,815	2,050,202,919
GERBER LIFE INS CO	NY	2,110,008,005	215,530,009	357,311	432,200,714	346,741,202
GLOBE LIFE & ACCIDENT INS CO	NE	3,208,256,886	436,843,659	177,654,262	570,697,072	389,635,818
GOLDEN RULE INS CO	IN	814,867,949	312,083,581	104,886,476	1,673,447,329	1,192,413,117
GOVERNMENT PERSONNEL MUT LIFE INS CO	TX	834,126,228	96,994,780	7,964,965	54,568,197	61,530,918
GREAT AMER LIFE INS CO	OH	13,950,468,160	1,070,504,004	188,588,941	2,802,897,447	3,119,624,794
GREAT FIDELITY LIFE INS CO	IN	4,009,807	2,816,680	(42,840)	716,347	662,367
GREAT SOUTHERN LIFE INS CO	TX	242,888,218	37,098,444	2,534,804	188,736	208,582
GREAT W LIFE & ANN INS CO	CO	45,163,085,887	1,069,452,380	176,891,539	(823,190,077)	5,261,055,330
GREAT WESTERN INS CO	UT	492,166,846	40,238,404	5,133,760	64,010,182	54,374,190
GROUP HLTH OPTIONS INC	WA	200,049,102	117,545,258	7,052,607	1,015,869,433	872,650,844
GUARANTEE TRUST LIFE INS CO	IL	283,684,590	42,057,618	5,895,122	165,169,873	91,250,306
GUARDIAN INS & ANN CO INC	DE	10,135,066,531	253,781,536	10,616,756	1,531,149,434	1,279,390,908
GUARDIAN LIFE INS CO OF AMER	NY	35,130,032,754	4,572,642,330	205,524,803	5,874,607,837	5,081,924,409
GUGGENHEIM LIFE & ANN CO	DE	5,908,220,105	312,768,582	115,363,603	608,186,168	887,063,797
HARTFORD LIFE & ACCIDENT INS CO	CT	15,388,250,093	6,737,242,873	(60,441,006)	3,178,746,849	2,489,037,595
HARTFORD LIFE & ANN INS CO	CT	67,757,977,717	3,931,439,071	(816,817,806)	1,401,142,759	3,468,266,090
HARTFORD LIFE INS CO	CT	144,043,794,800	5,920,149,687	92,387,168	3,613,993,063	12,174,329,443
HCC LIFE INS CO	IN	655,730,610	400,248,078	89,121,872	685,996,454	504,084,863
HCSC INS SERV CO	IL	185,048,055	134,582,083	19,541,266	412,901,288	319,661,327
HEALTH CARE SERV CORP A MUT LEGAL RE	IL	14,603,800,414	8,909,829,123	1,178,596,276	19,911,784,033	16,291,623,653
HEALTH NET LIFE INS CO	CA	548,568,019	352,881,425	22,169,239	1,178,379,312	976,410,245
HEALTHMARKETS INS CO	OK	8,961,170	8,922,268	2,995	0	0
HEALTHSPRING LIFE & HLTH INS CO INC	TX	292,996,720	179,098,691	74,560,630	1,253,791,914	983,778,356
HERITAGE LIFE INS CO	AZ	8,685,585	8,237,947	(870,317)	0	(1,104)
HERITAGE UNION LIFE INS CO	MIN	8,235,011	8,219,225	(1,263,294)	18,728	35,491
HM HLTH INS CO	PA	1,279,869,314	597,288,387	125,409,381	5,094,490,872	1,085,061,178
HM LIFE INS CO	PA	471,644,661	219,498,077	27,664,625	568,779,277	406,473,136
HOMESTEADERS LIFE CO	IA	2,093,306,012	119,692,483	16,857,626	397,425,472	400,362,512
HORACE MANN LIFE INS CO	IL	5,817,233,561	339,681,804	53,422,606	530,709,550	712,760,649
HOUSEHOLD LIFE INS CO	MI	707,100,022	356,834,650	2,786,936	171,204,909	111,020,648
HUMANANA HLTH PLAN INC	KY	528,760,277	265,477,101	5,297,658	2,341,599,022	1,958,712,430
HUMANANA INS CO	WI	5,403,945,772	2,774,267,150	656,519,769	16,528,332,206	13,412,862,815
HUMANADENTAL INS CO	WI	109,005,261	59,542,285	14,647,023	355,768,039	242,163,070
IA AMER LIFE INS CO	GA	182,524,925	81,654,038	(2,766,466)	12,449,382	10,574,551

# Summary of Financial Condition as of December 31, 2011

## Life and Disability Insurers

COMPANY	STATE	ADMITTED ASSETS	CAPITAL & SURPLUS	NET GAIN FROM OPERATIONS	PREMIUM/ANNUITY CONSIDERATIONS	INCURRED BENEFITS
IDEALIFE INS CO	CT	19,603,229	14,241,198	(40,340)	2,003,819	2,083,321
ILLINOIS MUT LIFE INS CO	IL	1,227,876,995	115,608,918	24,190,304	104,256,526	98,722,088
INDEPENDENCE LIFE & ANN CO	RI	126,019,977	61,818,258	2,064,518	(436,075)	4,803,549
INDIVIDUAL ASSUR CO LIFE HLTH & ACC	MO	53,587,724	15,746,989	(246,176)	23,565,094	14,342,291
INDUSTRIAL ALLIANCE PACIFIC INS & FI		630,661,468	32,678,326	5,454,398	88,408,035	97,765,265
ING LIFE INS & ANN CO	CT	69,339,992,228	1,931,935,268	220,497,005	9,060,243,626	9,521,055,417
ING USA ANN & LIFE INS CO	IA	71,509,040,056	2,222,007,144	645,978,468	3,859,936,394	8,786,954,114
INTEGRITY LIFE INS CO	OH	5,916,074,732	547,200,360	27,159,188	352,191,724	443,796,744
INVESTORS CONSOLIDATED INS CO	NH	15,541,923	7,285,007	155,743	901,408	511,638
INVESTORS INS CORP	DE	251,715,231	36,337,634	15,759,104	(137,987,237)	(166,182,326)
INVESTORS LIFE INS CO N AMER	TX	705,836,167	44,048,831	3,202,665	(113,153)	2,767,819
JACKSON NATL LIFE INS CO	MI	102,931,851,828	3,645,816,298	(90,544,781)	19,052,608,221	10,634,214,036
JEFFERSON NATL LIFE INS CO	TX	1,861,995,637	47,174,255	740,185	275,641,274	146,850,609
JMIC LIFE INS CO	FL	12,741,676	7,735,767	3,020,722	(337,793)	(2,998,505)
JOHN ALDEN LIFE INS CO	WI	486,786,738	107,538,322	11,883,618	474,117,640	332,731,523
JOHN HANCOCK LIFE & HLTH INS CO	MA	8,947,399,835	597,887,499	96,636,666	491,211,236	113,277,487
JOHN HANCOCK LIFE INS CO (USA)	MI	218,286,672,552	4,971,246,229	(2,349,371,142)	11,040,305,551	13,138,439,809
KANAWHA INS CO	SC	1,288,890,745	190,521,790	(78,083,069)	206,454,860	209,451,287
KANSAS CITY LIFE INS CO	MO	3,224,446,855	307,153,293	26,856,343	265,695,368	311,554,787
LAFAYETTE LIFE INS CO	OH	2,996,105,315	152,335,497	5,268,552	612,911,680	593,820,698
LANDCAR LIFE INS CO	UT	35,820,459	23,184,471	981,720	3,096,001	923,802
LANDMARK LIFE INS CO	TX	76,702,946	3,423,788	631,324	13,511,508	12,547,385
LIBERTY BANKERS LIFE INS CO	OK	1,301,986,963	130,522,571	14,880,123	242,773,326	270,603,000
LIBERTY LIFE ASSUR CO OF BOSTON	NH	15,165,147,528	660,631,692	52,510,134	1,641,488,650	1,877,364,333
LIBERTY NATL LIFE INS CO	NE	6,802,845,675	622,369,825	170,844,624	537,962,303	572,702,641
LIFE INS CO OF N AMER	PA	5,628,883,219	872,406,261	212,163,217	2,474,340,892	1,866,992,790
LIFE INS CO OF THE SOUTHWEST	TX	9,913,221,623	566,974,150	105,788,713	1,200,843,759	1,345,760,812
LIFE OF THE SOUTH INS CO	GA	68,820,806	13,348,990	3,974,175	63,865,838	23,639,497
LIFEMAP ASSUR CO	OR	89,484,706	46,756,051	(414,281)	49,486,092	30,796,525
LIFESECURE INS CO	MI	148,262,164	25,965,156	(3,118,851)	25,190,741	19,403,818
LIFESHIELD NATL INS CO	OK	56,514,161	14,721,130	945,748	16,178,871	9,901,641
LIFEWISE ASSUR CO	WA	94,463,315	57,769,163	4,362,403	89,687,486	65,238,566
LIFEWISE HLTH PLAN OF OR INC	OR	91,566,632	62,480,141	3,897,331	171,244,132	134,664,405
LINCOLN BENEFIT LIFE CO	NE	2,052,361,376	319,454,015	8,555,457	0	0
LINCOLN HERITAGE LIFE INS CO	IL	664,772,339	108,278,732	7,083,594	189,041,983	118,315,459
LINCOLN LIFE & ANN CO OF NY	NY	10,159,964,092	586,089,941	(99,382,855)	959,303,010	1,204,108,954
LINCOLN MUT LIFE & CAS INS CO	ND	34,401,731	12,976,004	543,237	7,154,196	3,927,106
LINCOLN NATL LIFE INS CO	IN	165,221,598,104	6,754,781,890	371,864,584	18,326,858,347	18,517,581,955
LONDON LIFE REINS CO	PA	464,407,085	69,859,041	2,018,979	39,185,073	22,072,830

# Summary of Financial Condition as of December 31, 2011

## Life and Disability Insurers

COMPANY	STATE	ADMITTED ASSETS	CAPITAL & SURPLUS	NET GAIN FROM OPERATIONS	PREMIUM/ANNUITY CONSIDERATIONS	INCURRED BENEFITS
LONGEVITY INS CO	TX	8,373,551	7,999,887	(271,847)	0	0
LOYAL AMER LIFE INS CO	OH	438,927,645	40,807,333	3,520,225	103,290,042	83,844,458
MADISON NATL LIFE INS CO INC	WI	686,674,688	70,266,427	13,966,105	140,247,189	106,100,852
MANHATTAN LIFE INS CO	NY	330,902,828	40,307,081	3,977,890	12,718,798	21,571,986
MANHATTAN NATL LIFE INS CO	IL	197,176,138	10,270,937	773,566	1,931,399	3,241,172
MARQUETTE NATL LIFE INS CO	TX	6,257,811	5,145,051	(693,957)	9,599,100	7,970,866
MASSACHUSETTS MUT LIFE INS CO	MA	136,968,407,839	11,417,365,503	544,024,437	13,478,542,474	14,375,226,657
MEDAMERICA INS CO	PA	678,043,560	33,804,867	(8,179,366)	49,990,402	78,070,215
MEDCO CONTAINMENT LIFE INS CO	PA	243,997,892	183,491,491	9,163,293	627,796,109	563,373,317
MEDICO INS CO	NE	91,002,577	21,039,400	(13,192,338)	39,917,558	36,328,341
MEGA LIFE & HLTH INS CO THE	OK	346,013,046	110,522,973	47,257,211	362,720,851	228,771,712
MEMBERS HLTH INS CO	AZ	29,727,909	29,530,986	367,347	0	0
MEMBERS LIFE INS CO	IA	58,606,315	28,061,021	(1,884,745)	3,763,172	2,309,092
MERIT LIFE INS CO	IN	630,437,682	334,794,250	14,939,717	79,276,185	47,402,179
METLIFE INS CO OF CT	CT	64,781,249,320	5,133,332,918	(136,956,284)	1,436,561,576	6,746,363,063
METLIFE INVESTORS INS CO	MO	13,096,389,022	600,334,632	93,012,479	833,149,762	904,517,063
METLIFE INVESTORS USA INS CO	DE	70,927,088,545	1,671,692,330	153,152,366	20,887,661,940	4,879,586,820
METROPOLITAN LIFE INS CO	NY	333,261,361,864	13,506,769,111	2,223,262,966	36,579,636,301	30,778,139,381
METROPOLITAN TOWER LIFE INS CO	DE	5,041,738,497	828,493,152	61,188,983	35,886,648	182,361,836
MID WEST NATL LIFE INS CO OF TN	TX	137,807,523	73,722,947	12,811,837	141,502,363	91,565,208
MIDLAND NATL LIFE INS CO	IA	30,132,858,287	1,854,240,974	326,031,026	2,544,402,021	3,182,744,417
MIDWESTERN UNITED LIFE INS CO	IN	242,704,450	115,520,484	4,168,421	3,883,212	6,801,375
MINNESOTA LIFE INS CO	MN	25,661,555,429	2,037,133,792	78,611,942	4,124,931,166	4,228,070,281
MML BAY STATE LIFE INS CO	CT	4,411,372,242	176,457,255	29,642,566	29,019,156	97,600,781
MONUMENTAL LIFE INS CO	IA	31,107,348,408	980,853,380	510,549,971	1,391,712,990	1,470,629,706
MONY LIFE INS CO	NY	8,505,728,287	440,182,241	114,941,095	363,438,901	515,680,916
MONY LIFE INS CO OF AMER	AZ	3,830,936,190	224,483,768	38,369,444	252,443,268	445,044,282
MTL INS CO	IL	1,652,164,919	96,369,876	1,141,477	228,571,611	235,894,713
MUNICH AMER REASSUR CO	GA	5,865,733,430	818,017,970	(31,033,105)	167,708,412	1,345,000,100
MUTUAL OF AMER LIFE INS CO	NY	13,502,329,412	846,177,856	36,721,664	1,552,698,880	2,192,185,310
MUTUAL OF OMAHA INS CO	NE	5,247,438,983	2,314,875,191	64,815,844	1,909,494,080	1,503,992,971
NATIONAL BENEFIT LIFE INS CO	NY	498,599,184	173,678,836	16,053,780	84,507,866	55,330,501
NATIONAL FARMERS UNION LIFE INS CO	TX	236,839,943	44,173,501	6,322,941	5,859,820	9,162,903
NATIONAL FOUND LIFE INS CO	TX	30,365,401	9,823,193	2,758,964	62,032,182	41,603,127
NATIONAL GUARDIAN LIFE INS CO	WI	2,331,447,313	182,404,384	11,479,821	494,185,659	515,689,251
NATIONAL HLTH INS CO	TX	7,727,612	5,009,835	(2,972,275)	413,094	354,274
NATIONAL LIFE INS CO	VT	8,774,642,391	1,142,659,354	33,734,566	445,132,889	575,491,061
NATIONAL TEACHERS ASSOC LIFE INS CO	TX	325,627,231	56,273,328	11,920,811	92,816,861	49,012,969
NATIONAL WESTERN LIFE INS CO	CO	8,669,718,989	922,522,270	55,810,766	1,564,045,532	1,660,301,099

# Summary of Financial Condition as of December 31, 2011

## Life and Disability Insurers

COMPANY	STATE	ADMITTED ASSETS	CAPITAL & SURPLUS	NET GAIN FROM OPERATIONS	PREMI/ANNUITY CONSIDERATIONS	INCURRED BENEFITS
NATIONWIDE LIFE & ANN INS CO	OH	5,357,405,975	302,454,584	(46,465,633)	337,924,147	397,548,897
NATIONWIDE LIFE INS CO	OH	99,940,796,704	3,590,913,117	292,911,260	12,670,933,937	12,646,585,202
NEW ENGLAND LIFE INS CO	MA	10,142,100,990	529,411,964	64,828,481	354,139,822	1,137,226,996
NEW YORK LIFE INS & ANN CORP	DE	103,286,605,553	5,794,209,765	354,528,107	9,219,484,031	9,803,116,074
NEW YORK LIFE INS CO	NY	130,685,773,269	15,128,949,008	509,192,247	14,107,160,059	13,512,407,410
NIPPON LIFE INS CO OF AMER	IA	196,480,437	129,803,705	8,866,693	251,607,993	187,971,069
NORTH AMER CO LIFE & HLTH INS	IA	11,728,924,116	842,864,513	140,024,367	2,064,402,776	2,387,260,477
NORTH CAROLINA MUT LIFE INS CO	NC	149,609,189	7,433,322	701,242	20,345,503	16,530,579
NORTH COAST LIFE INS CO	WA	134,745,276	5,658,700	522,232	9,785,479	13,413,775
NORTHWESTERN LONG TERM CARE INS CO	WI	1,193,901,501	210,118,694	706,522	300,580,055	228,443,417
NORTHWESTERN MUT LIFE INS CO	WI	188,691,825,087	14,813,430,882	673,846,728	14,255,098,426	14,795,295,193
NYLIFE INS CO OF AZ	AZ	199,662,260	59,539,267	863,527	35,184,344	27,956,778
OCCIDENTAL LIFE INS CO OF NC	TX	259,569,860	22,016,521	3,235,612	39,142,334	28,887,534
ODS HLTH PLAN INC	OR	257,662,531	80,826,023	5,040,158	217,441,207	196,940,989
OHIO NATL LIFE ASSUR CORP	OH	3,172,481,925	332,405,827	37,061,704	205,900,917	296,997,525
OHIO NATL LIFE INS CO	OH	18,129,008,165	902,515,974	76,063,453	1,948,437,379	1,407,761,054
OHIO STATE LIFE INS CO	TX	12,252,078	9,575,618	604,967	0	0
OLD AMER INS CO	MO	239,020,261	17,445,332	999,680	69,207,620	44,170,791
OLD REPUBLIC LIFE INS CO	IL	142,343,038	40,988,726	4,915,193	22,426,118	15,148,517
OLD UNITED LIFE INS CO	AZ	76,155,655	43,596,917	2,188,786	4,943,959	595,339
ONEVATION INS CO	IN	79,557,285	78,969,441	879,367	0	31,427
OXFORD LIFE INS CO	AZ	693,458,565	129,445,241	4,110,485	188,504,294	185,353,253
PACIFIC GUARDIAN LIFE INS CO LTD	HI	464,177,815	99,649,566	6,876,560	66,345,938	59,658,289
PACIFIC LIFE & ANN CO	AZ	4,927,207,339	447,674,927	32,347,403	747,545,188	781,373,870
PACIFIC LIFE INS CO	NE	95,724,385,487	5,576,981,424	(864,399,970)	5,911,231,860	10,077,655,037
PACIFICARE LIFE & HLTH INS CO	IN	695,348,054	650,635,199	87,599,987	205,832,169	167,411,381
PACIFICSOURCE COMM HLTH PLANS INC	OR	69,646,870	45,340,048	(1,502,416)	123,026,700	107,515,650
PACIFICSOURCE HLTH PLANS	OR	203,462,605	125,718,050	9,889,661	644,264,736	547,960,799
PAN AMER ASSUR CO	LA	20,953,362	15,934,492	474,165	32,285	(36,907)
PAN AMER LIFE INS CO	LA	1,478,173,420	248,433,427	17,164,318	239,289,498	193,480,699
PARK AVENUE LIFE INS CO	DE	306,982,567	55,423,489	700,629	3,923,943	18,609,325
PARKER CENTENNIAL ASSUR CO	WI	76,624,112	44,151,174	1,760,357	2,782,084	3,846,039
PAUL REVERE LIFE INS CO	MA	4,602,368,113	407,987,130	80,589,642	93,396,419	(2,825,597)
PAUL REVERE VARIABLE ANN INS CO	MA	55,836,497	36,901,577	2,481,041	0	290,153
PENN INS & ANN CO	MA	1,592,931,093	131,236,387	(15,878,080)	345,729,328	355,644,876
PENN MUT LIFE INS CO	DE	13,059,814,071	1,542,747,721	5,705,303	1,484,943,173	1,489,865,228
PENNSYLVANIA LIFE INS CO	PA	916,978,454	398,642,961	129,415,692	1,873,156,923	1,503,466,818
PERICO LIFE INS CO	DE	69,449,918	49,870,455	5,906,984	75,257,703	61,100,952
PHARMACISTS LIFE INS CO	IA	66,823,483	6,250,500	216,896	15,571,497	16,860,595

# Summary of Financial Condition as of December 31, 2011

## Life and Disability Insurers

COMPANY	STATE	ADMITTED ASSETS	CAPITAL & SURPLUS	NET GAIN FROM OPERATIONS	PREMIANNUITY CONSIDERATIONS	INCURRED BENEFITS
PHILADELPHIA AMER LIFE INS CO	TX	194,773,736	24,512,493	3,666,387	62,908,775	52,912,291
PHILADELPHIA FINANCIAL LIFE ASSUR CO	PA	3,660,334,549	25,225,187	(2,311,415)	61,956,054	81,498,599
PHL VARIABLE INS CO	CT	5,438,310,578	312,836,524	56,432,045	1,168,176,769	668,439,476
PHOENIX LIFE & ANN CO	CT	51,120,638	23,561,268	2,207,530	1,331,015	2,255,251
PHOENIX LIFE INS CO	NY	14,057,809,472	728,787,462	130,468,923	(2,429,213,148)	639,865,211
PHYSICIANS LIFE INS CO	NE	1,268,942,225	108,722,705	5,065,709	200,859,560	193,588,317
PHYSICIANS MUT INS CO	NE	1,732,476,430	843,424,833	34,084,586	434,264,922	329,378,623
PIONEER AMER INS CO	TX	58,299,884	5,152,670	(2,099,546)	11,248,588	8,204,344
PIONEER MUT LIFE INS CO	ND	486,846,463	39,239,161	3,557,067	25,362,136	36,603,654
PIONEER SECURITY LIFE INS CO	TX	84,261,565	62,632,751	3,973,617	6,767,011	4,272,047
PRESIDENTIAL LIFE INS CO	NY	3,561,218,227	345,423,438	97,967,972	62,351,834	165,147,409
PRESIDENTIAL LIFE INS CO USA	OH	17,276,676	8,248,382	421,558	4,000	262,434
PRIMERICA LIFE INS CO	MA	1,575,790,249	443,140,933	181,994,666	297,616,354	108,863,630
PRINCIPAL LIFE INS CO	IA	121,390,358,064	4,218,193,715	507,687,216	4,800,275,737	5,412,292,995
PRINCIPAL NATL LIFE INS CO	IA	65,148,473	58,113,814	(6,981,918)	6,510	940
PROFESSIONAL INS CO	TX	104,473,521	20,846,534	(8,657,651)	53,778,553	51,750,595
PROTECTIVE LIFE INS CO	TN	32,250,893,541	2,625,884,736	307,187,179	5,637,908,735	4,679,821,006
PROVIDENT AMER LIFE & HLTH INS CO	OH	21,141,002	15,637,506	2,696,220	23,930,095	15,312,110
PROVIDENT LIFE & ACCIDENT INS CO	TN	8,417,239,993	652,959,528	172,375,683	924,917,781	540,913,332
PROVIDENT LIFE & CAS INS CO	TN	768,323,597	141,951,131	14,488,393	85,313,989	82,427,545
PRUCO LIFE INS CO	AZ	59,524,848,284	1,495,962,677	(616,133,646)	18,292,618,767	4,423,550,768
PRUDENTIAL ANN LIFE ASSUR CORP	CT	49,168,258,607	671,616,445	215,130,938	837,374,571	4,597,438,510
PRUDENTIAL INS CO OF AMER	NJ	246,841,533,201	8,159,720,092	583,638,051	17,275,852,716	22,882,713,941
PRUDENTIAL RETIREMENT INS & ANN CO	CT	63,442,946,150	1,079,377,414	230,977,605	233,082,149	985,457,110
PURITAN LIFE INS CO OF AMER	AZ	13,298,403	6,233,367	902,016	6,090,880	3,415,230
PYRAMID LIFE INS CO	KS	385,163,778	253,473,031	14,471,770	748,146,176	630,348,910
REASSURE AMER LIFE INS CO	IN	17,110,427,798	1,089,459,440	89,108,909	8,019,202,444	8,751,098,484
REGENCE BLUESHIELD OF ID INC	ID	242,606,500	128,094,718	(2,300,599)	465,731,229	393,624,912
RELIABLE LIFE INS CO	MO	21,275,144	12,620,029	190,812	0	0
RELANCE STANDARD LIFE INS CO	IL	4,618,018,426	522,313,946	88,649,859	1,320,861,718	1,125,904,118
RELIANTAR LIFE INS CO	MN	20,779,617,349	2,104,319,922	(65,096,886)	886,084,027	1,813,896,894
RELIANTAR LIFE INS CO OF NY	NY	3,307,900,098	281,525,091	(45,454,368)	114,263,826	368,840,390
RENAISSANCE LIFE & HLTH INS CO OF AM	IN	49,943,679	33,197,010	5,136,507	67,602,223	40,140,680
RESERVE NATL INS CO	OK	118,577,093	60,585,117	11,797,063	135,211,284	77,883,833
RESOURCE LIFE INS CO	IL	33,833,121	13,025,440	345,312	(2,701,726)	(1,625,476)
RGA REINS CO	MO	16,912,965,709	1,515,933,750	156,723,118	3,176,485,390	3,554,765,383
RIVERSOURCE LIFE INS CO	MN	91,266,382,532	2,681,337,717	(474,505,268)	7,638,703,837	8,750,534,008
S USA LIFE INS CO INC	AZ	13,439,926	8,659,740	(225,886)	1,018,845	1,192,345
SAGICOR LIFE INS CO	TX	870,041,040	52,780,459	(3,324,698)	101,805,947	110,865,002



## Summary of Financial Condition as of December 31, 2011

### Life and Disability Insurers

COMPANY	STATE	ADMITTED ASSETS	CAPITAL & SURPLUS	NET GAIN FROM OPERATIONS	PREMIUM/ANNUITY CONSIDERATIONS	INCURRED BENEFITS
SCOR GLOBAL LIFE AMER REINS CO	DE	1,453,012,648	175,256,343	(25,094,366)	(852,267,191)	(845,401,435)
SCOR GLOBAL LIFE RE INS CO OF TX	TX	409,013,476	32,144,169	(37,479,448)	109,761,299	98,404,917
SCOTTISH RE LIFE CORP	DE	468,077,649	44,460,257	(21,871,387)	96,844,559	130,836,488
SEARS LIFE INS CO	TX	95,428,265	71,035,562	5,523,279	15,978,579	8,487,710
SECURIAN LIFE INS CO	MN	167,568,773	134,197,551	4,116,259	65,532,666	53,373,170
SECURITAS FINANCIAL LIFE INS CO	NC	5,463,062	5,346,906	141,457	0	0
SECURITY BENEFIT LIFE INS CO	KS	10,507,819,159	612,839,620	7,226,099	1,629,104,539	2,161,118,276
SECURITY LIFE INS CO OF AMER	MN	85,156,007	20,437,737	506,739	94,247,820	62,870,733
SECURITY LIFE OF DENVER INS CO	CO	17,271,318,467	1,519,516,247	42,189,261	5,684,651,947	6,320,115,997
SECURITY MUT LIFE INS CO OF NY	NY	2,557,465,112	120,419,834	10,107,901	159,825,805	184,822,246
SECURITY NATL LIFE INS CO	UT	422,702,391	24,257,274	698,932	55,091,470	65,590,977
SEECHEALTH INC	OH	7,517,123	6,000,001	(6,090,538)	2,312,214	2,052,345
SENIOR HLTH INS CO OF PA	UT	487,715,235	327,011,084	32,289,258	1,178,470,409	1,043,441,554
SENIOR LIFE INS CO	PA	3,161,093,979	114,397,307	(45,840,937)	213,842,327	397,748,023
SENTINEL SECURITY LIFE INS CO	GA	39,499,311	9,333,886	(1,219,251)	23,176,882	10,348,416
SENTRY LIFE INS CO	UT	148,292,865	17,521,794	219,378	29,278,847	24,555,891
SETTLERS LIFE INS CO	WI	3,873,509,960	274,793,007	23,702,513	400,285,680	446,570,055
SIERRA HLTH & LIFE INS CO INC	WI	378,336,654	55,604,873	6,538,549	42,207,715	36,693,192
SIGNIFICA INS GRP INC	CA	128,654,977	72,726,109	10,518,251	261,823,901	221,005,411
SILVERSCRIPT INS CO	PA	9,850,797	9,743,560	(297,795)	166,802	97,581
SMART INS CO	TN	487,614,690	181,707,723	45,784,210	870,312,485	865,507,951
STANDARD INS CO	AZ	3,870,747	3,757,329	(288,983)	0	0
STANDARD LIFE & ACCIDENT INS CO	OR	16,014,089,146	1,139,233,304	144,024,049	3,547,415,859	3,473,713,029
STANDARD SECURITY LIFE INS CO OF NY	TX	515,062,144	235,499,493	22,827,935	105,212,065	77,249,920
STARMOUNT LIFE INS CO	NY	371,621,645	106,481,427	7,980,706	151,641,666	109,567,304
STATE FARM HLTH INS CO	LA	42,002,715	18,342,499	2,250,210	63,748,646	44,122,401
STATE FARM LIFE INS CO	IL	8,387,402	8,355,400	11,423	0	0
STATE LIFE INS CO	IL	53,597,466,065	6,798,390,590	582,203,590	4,350,261,209	4,557,801,163
STATE MUT INS CO	IN	4,089,796,793	279,715,152	59,442,014	550,519,255	609,353,257
STERLING INVESTORS LIFE INS CO	GA	304,637,836	32,721,592	(276,355)	(134,269,329)	(66,084,210)
STERLING LIFE INS CO	GA	18,026,871	7,394,365	30,248	6,748,218	4,712,001
STONEBRIDGE LIFE INS CO	IL	212,230,353	108,572,288	(34,859,571)	467,733,768	422,930,506
SUN LIFE & HLTH INS CO	VT	1,749,649,513	161,090,878	164,650,294	372,756,970	141,976,609
SUN LIFE ASSUR CO OF CANADA US	CT	65,126,061	44,309,594	1,701,912	0	0
SUNAMERICA ANN & LIFE ASSUR CO	DE	43,017,229,612	1,315,270,218	(385,329,283)	3,230,218,450	3,904,757,806
SUNAMERICA LIFE INS CO	AZ	26,085,444,093	814,143,001	(142,312,502)	3,081,646,279	4,197,218,916
SUNSET LIFE INS CO OF AMER	AZ	13,825,380,075	2,907,242,408	77,667,447	22,129,324	464,816,114
SURETY LIFE INS CO	MO	379,164,469	33,744,308	6,717,330	12,359,448	20,155,178
	NE	12,992,531	12,390,786	481,640	0	0

# Summary of Financial Condition as of December 31, 2011

## Life and Disability Insurers

COMPANY	STATE	ADMITTED ASSETS	CAPITAL & SURPLUS	NET GAIN FROM OPERATIONS	PREMIANNUITY CONSIDERATIONS	INCURRED BENEFITS
SWISS RE LIFE & HLTH AMER INC	CT	9,006,536,931	1,050,193,639	(34,649,382)	315,591,538	323,362,486
SYMETRA LIFE INS CO	WA	24,771,533,249	1,822,838,558	159,860,403	2,626,706,035	3,286,755,898
SYMETRA NATL LIFE INS CO	WA	16,370,117	9,450,231	(318,203)	285,156	923,442
TEACHERS INS & ANN ASSOC OF AMER	NY	225,931,548,315	27,130,896,352	2,802,465,181	11,084,625,179	16,820,057,804
TEXAS LIFE INS CO	TX	816,476,759	52,317,824	27,893,158	135,518,526	90,844,920
THE SAVINGS BANK LIFE INS CO OF MA	MA	2,395,971,590	193,508,052	15,383,911	187,844,085	214,451,901
THRIVENT LIFE INS CO	MIN	3,132,303,609	169,457,288	22,922,537	157,041,525	382,023,210
TIAA CREF LIFE INS CO	NY	4,250,093,252	398,385,235	20,314,898	223,785,024	234,606,119
TIME INS CO	WI	748,697,670	273,032,363	35,434,167	1,214,965,083	835,969,242
TOWN & COUNTRY LIFE INS CO	UT	5,217,011	2,910,018	103,985	3,170,306	2,392,887
TRANS WORLD ASSUR CO	CA	345,130,477	72,042,473	2,084,922	11,893,250	17,062,791
TRANSAMERICA ADVISORS LIFE INS CO	AR	10,050,750,073	438,046,539	(321,550,623)	16,195,067	1,531,004,742
TRANSAMERICA FINANCIAL LIFE INS CO	NY	25,478,445,363	692,140,717	(223,775,895)	4,424,724,519	3,746,238,731
TRANSAMERICA LIFE INS CO	IA	102,718,294,673	5,121,642,227	(2,882,802,106)	9,844,953,453	7,794,844,876
TRUSTMARK INS CO	IL	1,284,777,260	256,356,177	20,092,860	283,345,546	167,851,104
TRUSTMARK LIFE INS CO	IL	370,207,115	168,244,441	13,271,161	383,254,579	286,382,021
UBS LIFE INS CO USA	CA	43,726,323	39,552,850	4,201,032	530,701	63,488,212
ULLICO LIFE INS CO	TX	15,115,836	10,911,978	147,490	808,430	660,129
UNICARE LIFE & HLTH INS CO	IN	642,920,080	149,328,074	55,812,728	632,531,563	548,186,480
UNIFIED LIFE INS CO	TX	150,131,277	19,878,775	5,875,228	33,305,344	25,685,642
UNIMERICA INS CO	WI	289,006,509	129,890,987	9,494,719	228,440,113	182,348,586
UNION BANKERS INS CO	TX	304,856,527	34,552,544	(5,959,085)	205,288,823	187,707,695
UNION CENTRAL LIFE INS CO	NE	6,883,167,631	453,905,153	64,895,678	605,260,234	915,207,049
UNION FIDELITY LIFE INS CO	KS	19,089,482,835	445,247,757	(586,781,040)	320,233,952	2,577,467,144
UNION LABOR LIFE INS CO	MD	3,495,047,358	91,019,315	2,648,515	156,298,818	134,198,585
UNION SECURITY INS CO	KS	5,139,486,777	455,848,403	77,141,308	1,050,416,282	806,351,557
UNITED AMER INS CO	NE	1,703,525,550	243,853,530	71,556,795	692,204,964	498,254,491
UNITED BENEFIT LIFE INS CO	OH	3,193,476	3,135,253	10,732	0	0
UNITED CONCORDIA INS CO	AZ	51,516,429	29,648,142	(4,813,702)	146,625,160	245,579,971
UNITED FIDELITY LIFE INS CO	TX	717,382,881	376,871,002	27,585,640	10,050,311	15,158,632
UNITED HERITAGE LIFE INS CO	ID	486,568,140	49,124,001	6,382,403	57,980,294	60,414,283
UNITED HOME LIFE INS CO	IN	67,044,827	17,133,304	110,435	14,989,862	7,347,808
UNITED INS CO OF AMER	IL	3,493,325,773	480,623,706	96,193,076	386,583,007	236,150,427
UNITED LIFE INS CO	IA	1,651,116,604	167,173,894	6,354,566	170,026,183	219,126,545
UNITED NATL LIFE INS CO OF AMER	IL	9,126,953	2,807,345	429,373	4,462,917	1,756,776
UNITED OF OMAHA LIFE INS CO	NE	15,737,816,555	1,036,074,014	(196,164,567)	3,162,919,599	3,129,031,690
UNITED SECURITY ASSUR CO OF PA	PA	122,197,374	19,643,208	(398,049)	28,312,351	21,372,309
UNITED STATES LIFE INS CO IN NYC	NY	23,095,858,402	1,842,268,479	180,941,245	2,429,566,227	3,103,278,451
UNITED TEACHER ASSOC INS CO	TX	847,051,021	66,860,731	8,997,947	205,672,212	190,305,659

# Summary of Financial Condition as of December 31, 2011

## Life and Disability Insurers

NAIC Data Current as of July 1, 2012

COMPANY	STATE	ADMITTED ASSETS	CAPITAL & SURPLUS	NET GAIN FROM OPERATIONS	PREMIUM/NUITY CONSIDERATIONS	INCURRED BENEFITS
UNITED WORLD LIFE INS CO	NE	106,146,382	47,265,828	1,934,048	1,867,265	2,768,392
UNITEDHEALTHCARE INS CO	CT	15,022,073,890	4,421,635,658	2,434,234,349	41,956,299,370	33,074,670,713
UNITY FINANCIAL LIFE INS CO	OH	126,534,859	10,785,163	1,402,585	39,002,729	32,646,466
UNIVERSAL GUAR LIFE INS CO	OH	263,176,746	33,167,222	5,799,485	7,421,387	14,209,171
UNIVERSAL UNDERWRITERS LIFE INS CO	KS	147,985,002	16,636,434	4,895,908	8,069,936	13,599,959
UNUM LIFE INS CO OF AMER	ME	18,303,506,089	1,548,784,427	227,668,637	2,603,056,960	1,484,013,537
US BR GREAT WEST LIFE ASSUR CO		99,121,290	25,110,168	5,347,140	3,777,118	5,943,379
US BR SUN LIFE ASSUR CO OF CANADA		17,348,695,393	1,017,587,580	(241,912,561)	2,397,465,318	2,494,971,767
US BUSINESS OF CANADA LIFE ASSUR CO		4,340,936,804	173,664,261	38,846,877	126,775,001	119,011,890
US BUSINESS OF CROWN LIFE INS CO		296,838,571	34,283,724	7,123,455	6,326,959	11,825,537
US FINANCIAL LIFE INS CO	OH	628,360,706	61,851,035	(6,552,297)	52,486,834	96,286,516
US HLTH & LIFE INS CO INC	MI	27,090,612	9,521,382	658,480	26,869,213	18,511,127
USAA DIRECT LIFE INS CO	NE	7,413,612	6,425,352	(2,676,604)	(139,063)	81,249
USAA LIFE INS CO	TX	18,240,268,063	1,703,404,396	264,895,685	1,788,028,254	2,306,390,198
USABLE LIFE	AR	346,798,845	143,959,885	5,788,617	454,415,900	321,445,074
VANTIS LIFE INS CO	CT	903,009,383	70,458,138	1,714,917	33,433,233	61,213,434
VARIABLE ANN LIFE INS CO	TX	65,226,402,413	4,238,813,736	925,354,141	5,972,219,557	7,747,900,552
VISION SERV PLAN INS CO	MO	40,767,240	21,440,332	7,813,210	111,981,319	90,299,376
VISION SERV PLAN OF ID INC	ID	13,230,962	9,960,619	392,645	5,786,777	4,765,377
VISTA LIFE INS CO	MI	40,500,794	39,957,605	613,990	0	0
WASHINGTON NATL INS CO	IN	5,335,854,005	500,882,044	70,605,970	523,884,064	430,546,488
WELLCARE HLTH INS OF AZ INC	AZ	141,524,905	90,207,153	29,569,657	391,016,582	306,332,392
WELLCARE HLTH INS OF IL INC	IL	112,629,330	42,381,546	(1,900,836)	155,457,477	138,589,527
WELLCARE PRESCRIPTION INS INC	FL	275,840,286	128,272,562	36,707,475	967,748,385	803,512,189
WELLINGTON LIFE INS CO	AZ	9,466,420	7,024,452	384,859	6,268,438	4,596,972
WEST COAST LIFE INS CO	NE	4,085,226,081	488,294,541	10,294,658	273,657,819	358,133,882
WESTERN & SOUTHERN LIFE INS CO	OH	8,316,245,715	3,554,556,264	222,777,283	280,356,892	414,071,557
WESTERN NATL LIFE INS CO	TX	47,095,380,660	4,016,512,801	859,844,248	4,818,872,964	4,315,442,893
WESTERN RESERVE LIFE ASSUR CO OF OH	OH	8,423,143,363	275,198,023	484,637	479,669,678	794,032,081
WESTERN SOUTHERN LIFE ASSUR CO	OH	11,394,862,743	986,859,523	123,962,118	887,766,631	1,198,543,670
WESTERN UNITED LIFE ASSUR CO	WA	757,808,978	26,732,497	5,600,937	31,159,495	54,394,165
WILLAMETTE DENTAL OF ID INC	ID	13,076,368	12,878,481	105,717	6,956,948	6,082,028
WILLIAM PENN LIFE INS CO OF NY	NY	1,140,681,364	190,220,683	607,338	49,167,951	42,062,212
WILTON REASSUR CO	MN	2,678,807,676	328,863,178	(8,191,380)	896,998,026	1,482,093,917
WILTON REASSUR LIFE CO OF NY	NY	1,195,088,759	87,018,925	(561,120)	47,983,887	108,669,897
WMI MUT INS CO	UT	14,098,480	6,649,698	324,866	18,060,067	14,344,322
WORLD CORP INS CO	NE	24,107,887	23,231,085	541,738	0	0
WORLD INS CO	NE	275,406,951	103,527,380	(3,830,527)	225,480,356	177,216,653
XL LIFE INS & ANN CO	IL	11,581,611	11,411,313	(173,643)	0	0

# **Summary of Financial Condition as of December 31, 2011** **Life and Disability Insurers**

COMPANY	STATE	ADMITTED ASSETS	CAPITAL & SURPLUS	NET GAIN FROM OPERATIONS	PREM/ANNUITY CONSIDERATIONS	INCURRED BENEFITS
ZALE LIFE INS CO	AZ	10,736,612	8,605,906	349,992	1,647,483	348,129
ZURICH AMER LIFE INS CO	IL	12,697,091,607	168,358,458	(7,138,749)	(137,217,393)	437,234,648

# Summary of Financial Condition as of December 31, 2011

## Property and Casualty Insurers

COMPANY NAME	STATE	ADMITTED ASSETS	CAPITAL & SURPLUS	NET INCOME	NET PREMIUMS WRITTEN	NET LOSSES & LAE	OTHER EXPENSES	NETLOSS & LAE RATIO	NET OTHER EXPENSE RATIO
21ST CENTURY ASSUR CO	DE	68,119,947	61,536,909	3,706,547	0	(649,014)	0	0.0%	0.0%
21ST CENTURY CAS CO	CA	12,874,263	11,832,063	213,346	0	(81,125)	0	0.0%	0.0%
21ST CENTURY CENTENNIAL INS CO	PA	533,195,688	472,229,810	20,805,148	0	(6,490,144)	0	0.0%	0.0%
21ST CENTURY IND INS CO	PA	53,847,324	47,809,836	7,036,443	0	(649,014)	0	0.0%	0.0%
21ST CENTURY INS CO	CA	944,626,303	877,069,705	25,504,603	0	(6,490,143)	0	0.0%	0.0%
21ST CENTURY INS CO OF THE SW	TX	5,324,926	5,324,926	125,264	0	0	0	0.0%	0.0%
21ST CENTURY N AMER INS CO	NY	617,394,168	489,328,422	25,316,189	0	(7,463,666)	0	0.0%	0.0%
21ST CENTURY PREMIER INS CO	PA	252,091,036	221,464,465	15,418,062	0	(3,245,073)	0	0.0%	0.0%
21ST CENTURY SECURITY INS CO	PA	202,764,416	178,614,465	8,574,554	0	(2,596,058)	0	0.0%	0.0%
ACA FIN GUAR CORP	MD	448,171,431	117,314,763	(26,261,005)	308,978	46,670,653	22,968,905	285.7%	140.6%
ACA INS CO	IN	49,472,599	16,803,727	2,211,930	13,723,464	9,589,157	3,900,520	70.7%	28.8%
ACADIA INS CO	NH	124,938,023	52,766,119	1,453,706	0	0	0	0.0%	0.0%
ACCEPTANCE CAS INS CO	NE	55,585,083	33,447,434	624,877	15,779,982	8,508,142	5,625,601	63.2%	41.8%
ACCIDENT FUND GEN INS CO	MI	139,026,733	34,367,097	707,716	24,026,779	20,570,925	5,922,419	87.5%	25.2%
ACCIDENT FUND INS CO OF AMER	MI	2,126,586,472	578,901,048	(26,563,166)	480,535,572	411,786,587	159,552,614	87.6%	33.9%
ACCIDENT FUND NATL INS CO	MI	205,072,010	48,616,947	(3,267,934)	36,040,167	30,856,386	13,515,046	87.5%	38.3%
ACCREDITED SURETY & CAS CO INC	FL	22,965,595	16,405,708	980,456	9,411,529	391,745	8,191,617	4.2%	87.1%
ACE AMER INS CO	PA	10,093,298,941	2,000,241,723	616,320,493	1,572,332,400	1,258,106,485	287,452,216	80.7%	18.4%
ACE FIRE UNDERWRITERS INS CO	PA	105,543,473	68,087,199	1,974,172	8,511,495	6,800,529	1,554,258	80.7%	18.5%
ACE PROP & CAS INS CO	PA	6,425,044,032	1,620,818,933	128,928,212	1,489,511,886	1,190,095,342	272,001,201	80.7%	18.5%
ACIG INS CO	IL	331,685,402	82,638,810	5,732,258	66,645,390	52,114,074	21,437,801	79.6%	32.8%
ACSTAR INS CO	IL	74,237,632	28,478,050	2,296,113	2,605,942	286,904	2,151,989	10.9%	81.9%
ACUTY A MUT INS CO	WI	2,231,677,132	870,402,501	50,519,779	798,967,523	522,444,433	233,044,764	67.9%	30.3%
ADM INS CO	AZ	39,723,978	20,906,548	487,263	0	0	353,700	0.0%	0.0%
ADMIRAL IND CO	DE	66,713,317	34,625,687	3,960,121	12,208,639	5,459,645	4,691,744	45.3%	38.9%
ADVANTAGE WORKERS COMP INS CO	IN	140,100,952	50,372,561	(17,482,424)	39,788,430	53,537,464	12,083,140	129.4%	29.2%
AEGIS SECURITY INS CO	PA	85,453,841	43,531,129	4,112,932	58,246,942	29,136,689	25,465,111	50.1%	43.8%
AETNA INS CO OF CT	CT	30,242,876	16,467,107	721,533	21,485,982	14,634,987	5,068,751	71.6%	24.8%
AF&L INS CO	PA	176,373,545	67,597	1,371,643	31,288,956	40,079,264	5,706,096	125.7%	17.9%
AFFILIATED FM INS CO	RI	1,874,643,261	905,580,039	(23,689,021)	389,212,810	336,125,649	90,700,167	95.2%	25.7%
AFFIRMATIVE INS CO	IL	260,248,199	69,158,373	(11,956,629)	141,164,257	137,538,377	67,549,665	77.9%	38.3%
AGCS MARINE INS CO	IL	738,936,854	101,013,731	(17,175,105)	228,584,287	201,011,575	72,652,439	87.2%	31.5%
AGRI GEN INS CO	IA	463,654,225	379,175,598	48,062,221	(16,631,543)	(1,002,971)	(14,241,485)	N/A	N/A
AIU INS CO	NY	2,637,990,598	595,602,633	(24,636,187)	715,110,413	527,724,331	259,154,258	76.8%	37.7%
ALAMANCE INS CO	IL	450,228,330	326,625,092	7,173,024	35,937,618	19,668,943	15,212,711	58.9%	45.6%
ALASKA NATL INS CO	AK	691,475,475	303,605,693	33,936,951	135,231,686	73,178,229	42,320,599	55.8%	32.3%
ALEA NORTH AMERICA INS CO	NY	170,055,013	91,194,316	(17,148,824)	(477,917)	(565,389)	12,368,320	118.3%	N/A
ALLEGHENY CAS CO	PA	33,463,024	18,505,757	521,650	21,184,419	419,623	20,857,257	2.0%	97.7%
ALLIANCE INS CO INC	KS	21,746,303	9,230,686	(784,563)	12,798,228	9,918,959	4,029,823	78.2%	31.8%

# Summary of Financial Condition as of December 31, 2011

## Property and Casualty Insurers

COMPANY NAME	STATE	ADMITTED ASSETS	CAPITAL & SURPLUS	NET INCOME	NET PREMIUMS WRITTEN	NET LOSSES & LAE	OTHER EXPENSES	NETLOSS & LAE RATIO	NET OTHER EXPENSE RATIO
ALLIANZ GLOBAL RISKS US INS CO	CA	5,922,867,078	3,816,340,365	202,930,376	914,337,156	570,317,355	248,886,498	61.8%	27.0%
ALLIED PROP & CAS INS CO	IA	125,295,566	62,853,576	1,157,583	0	0	0	0.0%	0.0%
ALLIED WORLD NATL ASSUR CO	NH	279,724,888	112,474,238	(9,681,875)	42,281,342	23,507,887	25,469,370	65.3%	70.7%
ALLIED WORLD REINS CO	NH	1,034,881,956	828,998,038	21,312,480	73,486,726	57,930,018	4,634,798	73.4%	5.9%
ALLMERICA FIN ALLIANCE INS CO	NH	18,153,764	18,099,552	470,886	0	0	0	0.0%	0.0%
ALLMERICA FIN BENEFIT INS CO	MI	27,004,542	26,922,859	644,065	0	0	0	0.0%	0.0%
ALLSTATE FIRE & CAS INS CO	IL	114,070,634	113,225,704	2,636,731	0	0	0	0.0%	0.0%
ALLSTATE IND CO	IL	150,894,843	147,463,942	4,611,415	0	0	0	0.0%	0.0%
ALLSTATE INS CO	IL	41,023,043,030	15,126,666,705	222,955,435	23,547,739,909	18,354,868,393	6,040,306,759	78.4%	25.8%
ALLSTATE PROP & CAS INS CO	IL	199,624,720	194,417,950	5,974,243	0	0	0	0.0%	0.0%
ALLSTATE VEHICLE & PROP INS CO	IL	21,945,124	21,795,832	806,320	0	0	0	0.0%	0.0%
ALPHA PROP & CAS INS CO	WI	35,748,765	13,103,190	521,161	0	0	32,219	0.0%	0.0%
ALTERRA AMER INS CO	DE	153,405,613	115,882,531	(3,030,753)	9,460,641	6,015,074	5,760,124	90.3%	86.5%
AMBAC ASSUR CORP	WI	7,613,074,210	495,293,439	(835,795,278)	138,927,950	937,015,694	54,647,670	251.8%	14.7%
AMCO INS CO	IA	1,873,900,541	463,413,246	15,567,860	0	0	0	0.0%	0.0%
AMERICAN AGRI BUSINESS INS CO	TX	773,617,927	22,458,501	3,909,970	0	0	860,635	0.0%	0.0%
AMERICAN ALT INS CORP	DE	434,550,151	156,224,860	24,979,540	0	0	(25,274,861)	0.0%	0.0%
AMERICAN AUTOMOBILE INS CO	MO	390,131,221	158,629,522	5,843,826	88,572,256	80,559,509	26,055,538	88.2%	28.5%
AMERICAN BANKERS INS CO OF FL	FL	1,378,659,809	404,716,354	12,156,919	655,851,893	309,517,211	291,411,553	54.2%	51.1%
AMERICAN CAS CO OF READING PA	PA	131,109,692	131,068,464	1,873,074	0	0	0	0.0%	0.0%
AMERICAN CENTENNIAL INS CO	DE	28,560,326	15,690,507	(2,717,171)	(357)	3,217,047	899,242	N/A	N/A
AMERICAN COMMERCE INS CO	OH	366,491,545	128,768,257	3,719,026	150,288,404	119,705,258	40,327,405	81.2%	27.3%
AMERICAN COMPENSATION INS CO	MN	64,341,391	51,782,804	3,823,845	(10,860,867)	0	(1,328,929)	0.0%	0.0%
AMERICAN CONCEPT INS CO	RI	6,575,081	4,216,705	135,259	5,654	(139,583)	69,055	N/A	1221.3%
AMERICAN CONTRACTORS IND CO	CA	369,713,031	65,546,595	18,944,047	91,027,293	31,341,303	53,662,170	31.4%	53.7%
AMERICAN ECONOMY INS CO	IN	1,288,229,649	234,030,033	9,428,265	595,466,057	433,627,985	189,056,610	73.9%	32.2%
AMERICAN EMPIRE INS CO	OH	34,249,143	23,444,689	3,338,243	3,489,102	(633,518)	951,118	N/A	27.7%
AMERICAN EQUITY SPECIALTY INS CO	CT	77,045,926	28,489,473	1,189,234	19,149,714	14,590,038	6,022,603	76.9%	31.7%
AMERICAN FAMILY HOME INS CO	FL	516,915,126	157,451,727	7,750,176	183,956,449	115,552,516	92,373,303	56.5%	45.2%
AMERICAN FAMILY MUT INS CO	WI	11,634,749,796	4,658,919,998	218,091,250	5,166,194,247	4,006,834,439	1,581,328,720	76.0%	30.0%
AMERICAN FARMERS & RANCHERS INS CO	OK	9,699,885	7,783,212	(271,223)	0	223,756	178,253	0.0%	0.0%
AMERICAN FARMERS & RANCHERS MUT INS	OK	85,791,623	19,808,487	(6,854,557)	73,303,566	62,620,350	24,496,183	82.2%	32.2%
AMERICAN FIRE & CAS CO	OH	173,438,102	44,872,758	380,852	63,799,934	46,460,141	20,255,411	73.9%	32.2%
AMERICAN FUJI FIRE & MARINE INS CO	IL	95,692,992	75,024,151	3,013,429	(7,253)	745,259	1,587,225	1454.6%	3097.9%
AMERICAN GEN IND CO	IL	8,729,343	8,573,402	61,935	(19,015)	(69,689)	189,279	366.5%	N/A
AMERICAN GEN PROP INS CO	TN	36,210,894	20,624,198	(189,263)	4,251	1,101,411	226,513	25909.5%	5328.5%
AMERICAN GUAR & LIAB INS	NY	268,012,749	175,903,612	8,183,398	0	0	0	0.0%	0.0%
AMERICAN HALLMARK INS CO OF TX	TX	257,742,400	99,846,461	(7,406,109)	82,534,009	78,649,154	34,462,383	83.2%	36.5%
AMERICAN HLTHCARE IND CO	DE	198,189,750	133,566,828	19,813,056	(2,167,078)	(26,015,924)	3,488,884	1298.3%	N/A

# Summary of Financial Condition as of December 31, 2011

## Property and Casualty Insurers

COMPANY NAME	STATE	ADMITTED ASSETS	CAPITAL & SURPLUS	NET INCOME	NET PREMIUMS WRITTEN	NET LOSSES & LAE	OTHER EXPENSES	NETLOSS & LAE RATIO	NET OTHER EXPENSE RATIO
AMERICAN HOME ASSUR CO	NY	23,900,272,356	5,667,303,575	494,576,368	5,308,932,015	4,544,068,627	1,668,713,333	80.0%	29.4%
AMERICAN INS CO	OH	1,303,438,947	313,973,862	4,668,440	407,431,925	370,589,343	119,432,311	88.2%	28.4%
AMERICAN INTERSTATE INS CO	LA	922,556,473	314,396,864	22,273,128	206,528,392	152,288,136	44,923,480	75.6%	22.3%
AMERICAN MANUFACTURERS MUT INS CO	IL	10,191,517	10,123,632	(171,541)	0	0	388,058	0.0%	0.0%
AMERICAN MERCURY INS CO	OK	315,097,669	117,471,271	11,917,640	174,803,658	137,547,829	46,351,693	78.8%	26.6%
AMERICAN MINING INS CO INC	AL	31,192,147	24,821,858	785,405	0	0	0	0.0%	0.0%
AMERICAN MODERN HOME INS CO	OH	1,097,141,377	357,645,371	11,301,911	323,627,080	203,286,831	162,473,833	56.5%	45.2%
AMERICAN MODERN SELECT INS CO	OH	195,895,936	33,323,111	5,029,869	34,066,010	21,398,614	17,106,173	56.5%	45.2%
AMERICAN MOTORISTS INS CO	IL	19,585,095	19,583,295	510,734	0	0	0	0.0%	0.0%
AMERICAN MUT SHARE INS CORP	OH	219,356,794	173,390,647	5,215	251,891	13,875,164	6,660,934	5508.4%	2644.4%
AMERICAN NATL GEN INS CO	MO	109,048,040	53,364,328	(3,937,557)	59,828,506	60,598,388	10,710,552	101.0%	17.9%
AMERICAN NATL PROP & CAS CO	MO	1,019,204,620	383,599,232	14,028,927	485,043,568	425,944,777	117,973,858	82.4%	22.8%
AMERICAN RELIABLE INS CO	AZ	296,285,671	101,812,292	12,404,316	176,533,393	98,938,364	77,768,066	55.0%	43.2%
AMERICAN ROAD INS CO	MI	480,725,817	205,068,069	17,683,842	89,651,120	83,043,709	8,808,519	84.0%	8.9%
AMERICAN SAFETY CAS INS CO	OK	209,835,590	75,360,152	366,218	52,182,944	33,763,139	21,395,224	67.4%	42.7%
AMERICAN SECURITY INS CO	DE	1,730,364,140	634,578,930	284,400,060	1,280,606,288	440,804,186	519,531,802	36.2%	42.6%
AMERICAN SENTINEL INS CO	PA	25,722,450	13,467,457	1,367,878	19,415,700	9,729,792	8,306,799	50.2%	42.9%
AMERICAN SERV INS CO INC	IL	116,391,225	37,355,569	(496,702)	25,100,360	20,335,100	10,469,285	81.3%	41.8%
AMERICAN SOUTHERN HOME INS CO	FL	134,808,124	34,155,661	2,148,815	27,252,809	17,118,892	13,684,934	56.5%	45.2%
AMERICAN STANDARD INS CO OF WI	WI	360,041,409	299,005,574	10,819,032	0	0	0	0.0%	0.0%
AMERICAN STATES INS CO	IN	1,824,791,793	382,284,134	17,383,865	808,132,504	588,495,123	256,576,828	73.9%	32.2%
AMERICAN STATES PREFERRED INS CO	IN	185,644,832	35,020,571	432,429	85,066,579	61,946,854	27,008,087	73.9%	32.2%
AMERICAN SUMMIT INS CO	TX	38,614,122	24,554,235	(541,187)	20,677,793	15,176,176	6,989,954	75.4%	34.7%
AMERICAN SURETY CO	IN	13,852,475	11,043,155	599,037	7,500,924	252,298	7,098,016	3.3%	94.2%
AMERICAN WEST INS CO	ND	11,058,720	9,845,865	196,710	7,764,738	5,866,817	1,613,031	78.1%	21.5%
AMERICAN ZURICH INS CO	IL	177,063,569	142,683,943	8,380,597	0	0	0	0.0%	0.0%
AMERISURE MUT INS CO	MI	1,751,737,948	673,049,013	31,905,619	338,156,553	247,075,646	106,694,535	74.5%	32.2%
AMEX ASSUR CO	IL	257,627,554	203,853,861	86,151,831	233,805,043	83,931,721	36,580,755	35.8%	15.6%
AMGUARD INS CO	PA	371,887,889	93,527,581	10,050,558	113,451,035	68,627,345	31,205,831	66.5%	30.2%
AMICA MUT INS CO	RI	4,126,651,274	2,260,419,280	61,261,356	1,539,299,494	1,238,705,138	324,601,509	83.0%	21.8%
AMTRUST INS CO OF KS INC	KS	21,919,031	12,852,361	22,242	2,331,474	2,481,055	300,554	97.7%	11.8%
ARCH IND INS CO	NE	23,350,922	22,954,775	350,281	0	0	304,923	0.0%	0.0%
ARCH INS CO	MO	2,213,086,884	569,736,207	(28,210,967)	618,518,785	350,782,065	189,028,868	73.8%	39.8%
ARCH REINS CO	NE	1,223,532,816	822,939,165	(3,145,611)	145,263,589	83,075,221	45,701,858	74.0%	40.7%
ARGONAUT GREAT CENTRAL INS CO	IL	49,244,574	21,059,613	626,954	0	0	25,502	0.0%	0.0%
ARGONAUT INS CO	IL	1,328,133,267	373,048,966	20,476,356	228,964,146	214,221,713	87,796,591	93.1%	38.1%
ARGONAUT MIDWEST INS CO	IL	39,313,430	15,325,925	516,781	0	0	0	0.0%	0.0%
ARIZONA AUTOMOBILE INS CO	AZ	15,880,103	7,790,122	(36,259)	6,894,225	3,620,777	1,469,552	72.1%	29.3%
ARMED FORCES INS EXCH	KS	127,947,493	47,908,636	(9,295,451)	71,922,752	68,168,253	21,115,006	97.9%	30.3%

# Summary of Financial Condition as of December 31, 2011

## Property and Casualty Insurers

COMPANY NAME	STATE	ADMITTED ASSETS	CAPITAL & SURPLUS	NET INCOME	NET PREMIUMS WRITTEN	NET LOSSES & LAE	OTHER EXPENSES	NETLOSS & LAE RATIO	NET OTHER EXPENSE RATIO
ARROWOOD IND CO	DE	1,727,423,349	294,403,560	(32,534,623)	456,514	41,003,141	55,609,450	1835.7%	2489.7%
ASPEN AMER INS CO	TX	143,180,358	103,009,824	(14,053,692)	5,545,809	1,807,140	13,205,772	275.0%	2009.4%
ASSOCIATED IND CORP	CA	171,130,078	80,165,288	2,678,144	35,428,970	32,208,206	10,396,110	88.2%	28.5%
ASSOCIATED LOGGERS EXCH	ID	28,022,251	11,714,832	(201,352)	6,923,295	5,312,713	1,819,175	78.2%	26.8%
ASSURANCE CO OF AMER	NY	32,087,711	18,483,598	922,168	0	0	0	0.0%	0.0%
ASSURED GUAR CORP	MD	3,010,407,925	1,021,499,196	229,937,685	92,710,410	(85,980,241)	67,914,438	N/A	47.5%
ASSURED GUAR MUNICIPAL CORP	NY	4,385,623,706	1,209,303,982	398,537,610	150,820,593	(68,514,397)	53,003,750	N/A	22.7%
ATAIN INS CO	TX	39,301,954	22,719,538	2,144,445	5,888,732	3,073,478	1,276,066	53.7%	22.3%
ATHENA ASSUR CO	CT	194,850,079	55,802,153	2,652,950	55,534,170	42,311,159	17,465,639	76.9%	31.7%
ATLANTA INTL INS CO	NY	47,407,265	20,866,990	(788,205)	(2,547)	1,515,201	3,188	N/A	N/A
ATLANTIC SPECIALTY INS CO	NY	105,154,482	93,355,134	1,074,997	6,547,439	3,724,161	2,534,388	59.1%	40.2%
ATRADIUS TRADE CREDIT INS CO	MD	81,582,215	61,026,234	2,823,303	8,918,271	(892,227)	11,687,130	N/A	101.7%
AUSTIN MUT INS CO	MN	122,929,952	20,697,482	(20,231,514)	60,713,923	82,793,804	22,945,367	103.3%	28.6%
AUTO OWNERS INS CO	MI	9,767,028,476	6,062,194,759	14,723,790	2,173,666,229	1,946,475,873	586,700,947	89.9%	27.1%
AUTOMOBILE INS CO OF HARTFORD CT	CT	959,371,573	282,543,654	16,206,172	282,351,079	199,883,829	82,510,256	76.9%	31.7%
AUTOONE INS CO	NY	65,899,894	50,297,031	3,071,806	2,891,079	4,510,179	3,226,326	57.9%	41.4%
AVEMCO INS CO	MD	96,380,711	58,215,433	9,188,105	33,977,666	20,352,572	9,391,943	57.5%	26.6%
AXA ART INS CORP	NY	46,793,565	30,485,569	1,152,915	14,101,584	5,637,830	8,133,468	40.2%	58.0%
AXA INS CO	NY	167,187,592	107,186,738	3,782,222	23,941,271	8,687,412	11,982,134	38.1%	52.5%
AXIS INS CO	IL	1,043,996,929	529,292,354	2,030,626	205,290,152	146,103,558	68,915,080	80.0%	37.7%
AXIS REINS CO	NY	2,296,104,674	707,753,773	57,541,106	407,083,625	257,116,221	152,131,636	62.4%	36.9%
AXIS SPECIALTY INS CO	CT	100,800,286	59,117,590	12,514,226	(72,965)	(9,215,550)	1,135,578	N/A	887.6%
BADGER MUT INS CO	WI	153,076,162	53,647,987	(8,856,535)	93,205,217	80,241,431	27,615,124	86.3%	29.7%
BALBOA INS CO	CA	1,975,879,539	1,344,139,099	672,805,125	(441,660,885)	115,527,380	9,549,210	33.6%	2.8%
BANCINSURE INC	OK	99,773,389	12,795,996	(19,460,669)	50,146,823	54,609,901	22,494,871	101.9%	42.0%
BANKERS INS CO	FL	116,240,232	37,555,453	(1,355,178)	50,623,711	25,409,118	28,544,385	51.3%	57.6%
BANKERS STANDARD FIRE & MARINE CO	PA	168,216,763	68,523,189	3,931,906	38,301,738	30,602,381	6,994,164	80.7%	18.5%
BANKERS STANDARD INS CO	PA	400,824,002	115,435,439	6,467,931	89,370,719	71,405,555	16,319,716	80.7%	18.5%
BCS INS CO	OH	230,556,413	146,616,413	7,339,016	113,401,449	68,946,912	37,408,103	62.6%	34.0%
BEAZLEY INS CO INC	CT	229,722,097	115,014,999	(1,036,125)	27,354,500	25,429,662	7,487,472	88.0%	25.9%
BENCHMARK INS CO	KS	116,403,077	45,163,044	2,387,427	21,888,612	11,477,372	7,502,895	56.3%	36.8%
BERKLEY INS CO	DE	7,830,163,642	2,611,163,505	232,788,901	1,525,782,992	982,285,956	510,926,344	68.7%	35.8%
BERKLEY NATL INS CO	IA	56,920,393	51,563,353	786,585	2,537,298	853,783	647,333	59.2%	44.9%
BERKLEY REGIONAL INS CO	DE	2,683,053,632	699,827,354	57,367,524	1,125,525,494	749,825,388	396,730,840	66.6%	35.3%
BERKSHIRE HATHAWAY ASSUR CORP	NY	1,709,283,056	1,025,822,841	61,602,897	5,379,513	0	1,184,908	0.0%	5.1%
BERKSHIRE HATHAWAY HOMESTATE INS CO	NE	776,005,943	632,421,415	(42,044,215)	17,910,256	6,858,338	9,542,350	31.2%	43.4%
BITUMINOUS CAS CORP	IL	721,373,321	250,614,660	28,119,203	162,820,301	104,480,242	47,605,362	65.0%	29.6%
BITUMINOUS FIRE & MARINE INS CO	IL	456,131,096	145,283,203	18,770,039	104,031,373	61,508,778	36,510,251	60.1%	35.7%
BOND SAFEGUARD INS CO	IL	80,534,216	29,267,644	(6,835,462)	37,044,604	29,706,851	18,055,785	83.4%	50.7%



# Summary of Financial Condition as of December 31, 2011

## Property and Casualty Insurers

COMPANY NAME	STATE	ADMITTED ASSETS	CAPITAL & SURPLUS	NET INCOME	NET PREMIUMS WRITTEN	NET LOSSES & LAE	OTHER EXPENSES	NET LOSS & LAE RATIO	NET OTHER EXPENSE RATIO
BRISTOL W INS CO	OH	153,117,541	45,156,742	1,242,559	0	1,487,254	9,329	594901600.0%	3731600.0%
BROTHERHOOD MUT INS CO	IN	347,431,725	146,116,856	(15,753,669)	190,385,812	143,977,370	58,318,966	80.6%	32.7%
CALIFORNIA CAPITAL INS CO	CA	508,098,581	281,262,426	1,813,827	191,023,285	130,642,509	67,254,795	70.3%	36.2%
CALIFORNIA CAS GEN INS CO OF OR	OR	136,271,951	34,852,843	478,873	25,711,812	19,745,727	7,400,124	76.8%	28.8%
CALIFORNIA CAS IND EXCH	CA	631,387,564	333,095,005	4,319,323	149,985,571	115,183,411	43,167,398	76.8%	28.8%
CALIFORNIA CAS INS CO	OR	134,967,256	93,094,054	530,056	17,141,208	13,163,818	4,933,415	76.8%	28.8%
CALIFORNIA INS CO	CA	484,745,113	192,154,792	36,573,942	117,933,552	34,725,379	30,673,598	29.6%	26.1%
CAMDEN FIRE INS ASSOC	NJ	16,364,258	15,843,496	823,559	0	0	22,000	0.0%	0.0%
CAMICO MUT INS CO	CA	117,144,242	37,426,397	1,441,236	21,717,963	15,868,189	8,204,789	73.8%	38.2%
CANAL INS CO	SC	850,276,534	401,919,207	2,701,132	189,266,916	177,673,357	60,778,646	93.7%	32.1%
CAPITOL IND CORP	WI	409,436,197	184,207,281	17,131,775	99,108,142	58,012,242	48,518,755	55.5%	46.4%
CAPSON PHYSICIANS INS CO	TX	12,687,957	10,291,278	(3,781,556)	2,065,645	532,542	4,260,125	60.0%	480.0%
CAROLINA CAS INS CO	IA	285,945,853	233,156,389	9,119,760	0	0	131,619	0.0%	0.0%
CASTLEPOINT NATL INS CO	IL	482,692,153	130,228,296	9,637,724	177,370,433	117,742,341	59,803,962	69.9%	35.5%
CASUALTY UNDERWRITERS INS CO	UT	5,798,183	5,019,136	(376,159)	495,964	925,801	177,624	186.7%	35.8%
CATERPILLAR INS CO	MO	473,953,909	151,615,850	3,885,220	164,418,236	94,137,791	18,989,033	79.5%	16.0%
CATLIN IND CO	DE	85,271,946	76,003,670	948,307	(1,235,185)	2,177,175	885,326	65.1%	26.5%
CATLIN INS CO	TX	144,787,530	63,722,156	3,855,254	33,127,837	19,944,630	7,573,559	65.1%	24.7%
CEM INS CO	IL	11,216,271	4,614,854	(389,819)	6,948,926	4,289,320	3,015,736	67.7%	47.6%
CENSTAT CAS CO	NE	15,506,231	13,757,999	1,213,541	896,273	(556,891)	233,403	N/A	25.9%
CENTRAL STATES IND CO OF OMAHA	NE	287,043,545	249,605,759	12,789,241	29,818,006	3,080,878	25,039,643	10.3%	84.1%
CENTRE INS CO	DE	103,142,144	21,918,782	2,435,647	(8,565)	(236,758)	1,598,038	2708.3%	N/A
CENTURION CAS CO	IA	194,702,059	142,681,111	40,104,932	20,805,432	498,352	2,331,119	2.4%	11.0%
CENTURY IND CO	PA	937,538,975	25,000,000	(43,762,912)	1,143,346	84,693,042	3,232,779	7407.5%	282.7%
CENTURY NATL INS CO	CA	513,308,997	326,756,521	20,901,967	110,456,294	59,222,639	43,766,819	52.7%	39.0%
CHARTER OAK FIRE INS CO	CT	877,514,534	221,639,430	13,831,638	243,201,365	185,293,768	76,487,607	76.9%	31.7%
CHARTIS CAS CO	PA	42,772,237	41,851,338	1,365,251	0	0	0	0.0%	0.0%
CHARTIS PROP CAS CO	PA	4,088,161,881	1,700,460,639	27,798,800	626,745,494	573,802,609	172,737,825	83.9%	25.3%
CHEROKEE INS CO	MI	284,756,445	125,351,676	7,937,343	115,075,932	103,108,903	11,421,513	93.4%	10.3%
CHICAGO INS CO	IL	188,284,728	57,085,619	1,460,866	53,143,400	48,351,302	15,587,839	88.2%	28.4%
CHUBB IND INS CO	NY	311,031,437	107,858,088	9,316,584	42,627,737	28,717,413	12,424,305	68.4%	29.6%
CHUBB NATL INS CO	IN	244,803,097	107,578,502	9,116,889	42,627,737	28,717,413	12,425,944	68.4%	29.6%
CHURCH MUT INS CO	WI	1,176,689,374	376,242,448	(28,531,131)	466,624,670	409,228,536	127,427,862	87.3%	27.2%
CIFG ASSUR N AMER INC	NY	707,459,909	584,455,831	205,205,717	42,041,827	(160,171,386)	14,583,621	N/A	35.0%
CIM INS CORP	MI	17,180,034	16,595,977	225,509	0	0	5,972	0.0%	0.0%
CINCINNATI CAS CO	OH	313,321,029	279,979,228	15,192,566	0	0	0	0.0%	0.0%
CINCINNATI INS CO	OH	9,501,832,509	3,746,781,123	120,161,670	3,021,607,029	2,292,698,335	949,512,196	77.4%	32.1%
CITIZENS INS CO OF AMER	MI	1,515,680,714	701,694,445	60,016,209	687,309,753	462,433,641	192,538,076	68.7%	28.6%
CIVIL SERV EMPLOYEES INS CO	CA	216,359,896	107,374,631	(2,326,912)	84,874,223	61,733,311	31,578,873	75.0%	38.4%

# Summary of Financial Condition as of December 31, 2011

## Property and Casualty Insurers

COMPANY NAME	STATE	ADMITTED ASSETS	CAPITAL & SURPLUS	NET INCOME	NET PREMIUMS WRITTEN	NET LOSSES & LAE	OTHER EXPENSES	NETLOSS & LAE RATIO	NET OTHER EXPENSE RATIO
CLAREMONT LIAB INS CO	CA	33,853,445	16,046,312	554,723	0	0	373,826	0.0%	0.0%
CLARENDON NATL INS CO	NJ	656,847,770	247,905,135	(1,424,628)	540,999	(2,667,303)	12,574,705	N/A	2264.9%
CLEARWATER INS CO	DE	1,239,668,773	381,385,560	35,960,944	(1,406,105)	53,928,117	12,725,277	N/A	N/A
CLEARWATER SELECT INS CO	DE	113,151,114	105,386,239	3,975,195	3,281	271,146	171,625	8264.1%	5230.9%
CLERMONT INS CO	IA	21,337,001	20,587,988	477,507	0	0	0	0.0%	0.0%
CMG MORTGAGE ASSUR CO	WI	6,577,597	5,838,584	(573,666)	268,612	656,303	232,656	241.9%	85.7%
CMG MORTGAGE INS CO	WI	360,185,718	100,538,897	(12,666,621)	78,151,174	91,915,960	17,490,011	114.4%	21.8%
COFACE N AMER INS CO	MA	127,265,119	49,305,023	(145,713)	41,490,653	17,267,460	22,063,933	44.6%	57.0%
COLISEUM REINS CO	DE	585,132,873	437,514,679	26,853,816	3,111,499	(3,056,246)	6,135,498	N/A	191.3%
COLONIAL AMER CAS & SURETY CO	MD	25,555,270	23,576,975	948,888	0	0	0	0.0%	0.0%
COLONIAL SURETY CO	PA	44,014,886	22,427,500	2,131,452	7,797,862	2,481,632	3,449,061	31.6%	43.9%
COLONY SPECIALTY INS CO	OH	71,054,195	25,180,795	15,032,501	0	0	0	0.0%	0.0%
COLORADO CAS INS CO	NH	22,709,262	22,367,210	502,790	0	0	0	0.0%	0.0%
COLUMBIA INS CO	NE	12,861,815,366	8,646,461,086	298,422,413	414,854,776	349,983,730	86,030,803	85.4%	21.0%
COLUMBIA MUT INS CO	MO	359,561,910	158,562,594	(26,857,004)	159,486,672	145,120,341	46,783,246	93.2%	30.0%
COMMERCE & INDUSTRY INS CO	NY	7,203,882,465	1,844,059,489	140,873,148	1,378,840,088	1,282,049,500	378,958,864	85.2%	25.2%
COMMERCIAL CAS INS CO	CA	139,733,970	75,474,752	2,723,586	(1,336)	62,014	420,231	N/A	N/A
COMMONWEALTH INS CO OF AMER	WA	25,364,297	7,919,672	1,029,133	7,736,103	4,887,348	4,635,129	73.9%	70.1%
COMPANION COMMERCIAL INS CO	SC	15,016,887	9,182,545	130,250	0	0	0	0.0%	0.0%
COMPANION PROP & CAS INS CO	SC	618,538,732	196,924,934	(20,348,855)	215,800,216	131,276,059	56,230,499	83.7%	35.8%
COMPWEST INS CO	CA	170,268,862	98,336,893	2,800,984	4,933,463	9,713,645	2,292,729	191.9%	45.3%
CONSTITUTION INS CO	NY	12,398,900	12,323,912	23,634	7,550	0	438,089	0.0%	149.0%
CONSUMERS INS USA INC	TN	59,071,900	21,921,297	(2,915,545)	40,804,643	33,906,491	14,398,359	85.1%	36.1%
CONTINENTAL CAS CO	IL	40,560,948,066	9,887,580,448	746,049,846	6,071,525,808	4,301,760,145	1,839,167,646	83.3%	35.6%
CONTINENTAL HERITAGE INS CO	FL	6,011,353	5,636,063	252,447	1,561,549	186	1,337,812	0.0%	85.7%
CONTINENTAL IND CO	IA	69,144,835	27,171,293	6,681,921	22,162,925	6,646,599	6,267,885	30.1%	28.4%
CONTINENTAL INS CO	PA	2,668,525,922	1,240,640,368	202,111,618	0	123,418,896	0	0.0%	0.0%
CONTINENTAL WESTERN INS CO	IA	220,680,186	83,985,343	3,446,572	0	0	0	0.0%	0.0%
CONTRACTORS BONDING & INS CO	WA	198,690,044	90,363,610	(16,564,790)	43,932,628	19,901,718	54,753,587	43.4%	119.4%
COPIC INS CO	CO	501,230,701	218,235,202	30,021,382	88,070,447	51,119,403	18,828,928	54.5%	20.1%
COREPOINTE INS CO	MI	203,353,916	135,523,962	3,324,343	20,989,157	7,215,926	9,046,661	45.9%	57.6%
COUNTRY CAS INS CO	IL	77,102,206	65,464,162	1,156,282	0	0	0	0.0%	0.0%
COUNTRY MUT INS CO	IL	3,730,577,258	1,536,197,289	(133,787,928)	1,854,665,190	1,579,864,234	557,812,416	85.8%	30.3%
COUNTRY PREF INS CO	IL	121,092,231	17,731,793	160,378	0	0	0	0.0%	0.0%
COURTESY INS CO	FL	536,104,864	226,853,576	30,528,606	108,836,148	45,949,514	17,255,952	50.1%	18.8%
CRUM & FORSTER IND CO	DE	37,672,078	13,824,424	(440,393)	9,174,984	6,238,470	2,932,780	81.0%	38.1%
CSE SAFEGUARD INS CO	CA	88,526,588	38,567,418	(229,408)	42,373,489	30,896,977	15,765,763	75.2%	38.4%
CUMIS INS SOCIETY INC	IA	1,623,298,884	501,848,269	35,882,526	491,034,027	313,814,999	170,567,496	61.6%	33.5%
CYPRESS INS CO	CA	897,880,649	187,401,550	(28,398,790)	297,847,407	204,148,504	63,903,345	88.5%	27.7%

# Summary of Financial Condition as of December 31, 2011

## Property and Casualty Insurers

COMPANY NAME	STATE	ADMITTED ASSETS	CAPITAL & SURPLUS	NET INCOME	NET PREMIUMS WRITTEN	NET LOSSES & LAE	OTHER EXPENSES	NETLOSS & LAE RATIO	NET OTHER EXPENSE RATIO
DAIRYLAND INS CO	WI	1,130,014,930	455,687,733	25,641,425	285,831,769	227,136,857	85,635,450	79.1%	29.8%
DAKOTA FIRE INS CO	ND	175,778,143	44,804,419	(996,754)	72,213,732	54,849,986	24,123,026	78.7%	34.6%
DAKOTA TRUCK UNDERWRITERS	SD	90,091,685	31,054,504	1,743,528	31,924,863	23,501,121	7,782,120	76.0%	25.2%
DALLAS NATL INS CO	TX	326,685,392	64,197,326	(20,728,220)	113,387,631	97,375,349	41,353,612	86.5%	36.7%
DANIELSON NATL INS CO	CA	19,846,664	6,592,963	(385,496)	7,104,825	5,086,425	3,179,802	67.8%	42.4%
DARWIN NATL ASSUR CO	DE	667,789,533	343,216,487	30,604,961	56,965,590	22,917,155	11,722,670	44.1%	22.5%
DEALERS ASSUR CO	OH	76,420,489	44,155,680	4,460,425	10,170,600	1,238,872	3,455,525	13.5%	37.6%
DENTISTS BENEFITS INS CO	OR	16,783,863	11,672,373	294,038	4,293,237	2,372,508	1,912,829	55.3%	44.6%
DENTISTS INS CO	CA	257,611,743	148,236,066	2,110,037	52,136,844	34,585,237	13,295,120	70.9%	27.2%
DEPOSITORS INS CO	IA	72,662,748	35,124,653	1,019,519	0	0	0	0.0%	0.0%
DEVELOPERS SURETY & IND CO	IA	120,069,448	76,127,130	(4,217,491)	34,259,091	19,967,501	24,611,798	54.0%	66.6%
DIAMOND STATE INS CO	IN	165,527,985	111,030,778	6,711,461	9,821,676	7,391,272	3,936,517	71.0%	37.8%
DIRECT NATL INS CO	AR	18,779,863	7,321,484	433,373	12,636,958	12,703,732	2,420,249	88.0%	16.8%
DISCOVER PROP & CAS INS CO	IL	149,315,548	61,781,126	2,270,549	26,809,600	20,426,063	8,431,660	76.9%	31.7%
DOCTORS CO AN INTERINS EXCH	CA	2,601,485,820	1,191,951,377	175,120,896	564,467,114	338,084,016	120,861,889	63.0%	22.5%
DORINCO REINS CO	MI	1,576,594,285	517,190,830	56,345,793	214,080,313	172,935,923	35,459,191	78.0%	16.0%
EAGLE W INS CO	CA	102,387,796	42,346,769	(160,224)	50,104,469	34,266,890	17,640,602	70.3%	36.2%
EASTGUARD INS CO	PA	104,585,734	30,226,292	2,828,520	26,681,366	15,560,204	6,937,111	63.0%	28.1%
ECONOMY FIRE & CAS CO	IL	447,733,251	364,039,910	18,448,978	0	0	0	0.0%	0.0%
ECONOMY PREFERRED INS CO	IL	13,269,578	9,576,845	337,836	0	0	0	0.0%	0.0%
ECONOMY PREMIER ASSUR CO	IL	88,238,522	40,654,557	1,694,992	0	0	0	0.0%	0.0%
ELECTRIC INS CO	MA	1,444,555,058	460,162,503	22,588,617	377,085,343	329,236,890	63,771,122	88.2%	17.1%
EMPIRE FIRE & MARINE INS CO	NE	135,476,724	49,975,262	2,146,204	0	0	0	0.0%	0.0%
EMPLOYERS ASSUR CO	FL	390,223,603	80,468,788	2,327,994	41,003,826	28,190,461	13,193,002	77.6%	36.3%
EMPLOYERS COMPENSATION INS CO	CA	1,283,883,023	274,551,747	11,459,790	110,710,330	76,114,244	37,328,034	77.6%	38.0%
EMPLOYERS FIRE INS CO	MA	87,472,118	60,033,735	2,596,923	16,368,641	9,310,406	6,335,971	59.1%	40.2%
EMPLOYERS INS OF WAUSAU	WI	3,795,737,568	1,228,804,949	(32,848,287)	915,908,540	786,183,501	236,540,672	90.1%	27.1%
EMPLOYERS INS CO OF NV	NV	1,759,757,377	251,807,144	30,609,337	217,320,276	149,409,443	71,485,491	77.6%	37.1%
EMPLOYERS MUT CAS CO	IA	2,200,535,855	892,442,382	(12,413,469)	695,847,626	539,583,750	230,448,511	80.3%	34.3%
EMPLOYERS PREFERRED INS CO	FL	432,592,053	136,112,207	8,522,727	41,003,827	28,190,462	14,190,643	77.6%	39.0%
ENCOMPASS IND CO	IL	24,855,966	24,215,192	457,583	0	0	0	0.0%	0.0%
ENDURANCE AMER INS CO	DE	1,264,885,300	235,657,096	(30,721,841)	239,231,957	186,693,054	59,023,906	89.3%	28.2%
ENDURANCE REINS CORP OF AMER	DE	1,779,225,727	598,374,589	(24,276,403)	335,143,133	313,464,333	97,452,106	91.6%	28.5%
ENDURANCE RISK SOLUTIONS ASSUR CO	DE	177,353,935	58,561,401	(11,200,727)	90,276,210	70,450,207	22,272,384	89.3%	28.2%
ENUMCLAW PROP & CAS INS CO	WA	7,723,227	7,623,143	129,082	0	0	0	0.0%	0.0%
EQUITY INS CO	TX	73,815,255	28,985,146	355,063	33,252,490	30,145,986	10,515,824	90.5%	31.6%
ESSENT GUAR INC	PA	175,999,805	141,938,780	(34,093,599)	16,615,415	57,327	47,869,785	0.7%	625.0%
ESSENTIA INS CO	MO	46,754,180	27,452,137	(5,080,969)	16,601,879	9,695,313	13,220,502	60.7%	82.8%
ESURANCE INS CO OF NJ	WI	12,979,460	7,105,208	(3,311,109)	335,675	(149,543)	3,753,761	N/A	1118.3%

# Summary of Financial Condition as of December 31, 2011

## Property and Casualty Insurers

COMPANY NAME	STATE	ADMITTED ASSETS	CAPITAL & SURPLUS	NET INCOME	NET PREMIUMS WRITTEN	NET LOSSES & LAE	OTHER EXPENSES	NETLOSS & LAE RATIO	NET OTHER EXPENSE RATIO
EULER HERMES N AMER INS CO	MD	376,404,811	142,542,726	7,702,250	80,856,019	33,865,244	50,667,448	45.5%	68.1%
EVEREST NATL INS CO	DE	466,097,220	130,274,948	(12,317,721)	68,380,893	68,545,857	19,168,706	93.9%	26.3%
EVEREST REINS CO	DE	8,610,623,947	2,322,115,344	(326,399,880)	1,653,382,585	1,800,324,724	441,103,802	106.4%	26.1%
EVERGREEN NATL IND CO	OH	50,759,040	33,769,270	4,414,473	10,809,336	(44,824)	7,989,272	N/A	69.9%
EVERSPAN FIN GUAR CORP	WI	209,605,307	198,185,643	7,486,105	(62,000)	(356,445)	627,034	N/A	76.9%
EXCESS SHARE INS CORP	OH	51,220,513	20,447,207	123,858	1,234,651	280,000	1,500,772	22.7%	121.6%
EXECUTIVE RISK IND INC	DE	2,832,410,046	1,076,901,213	105,153,025	682,048,651	459,515,161	198,903,768	68.4%	29.6%
EXPLORER INS CO	CA	157,925,226	42,730,405	138,385	51,135,101	43,611,420	16,600,493	79.1%	30.1%
FACTORY MUT INS CO	RI	10,978,403,000	6,431,611,524	(5,612,459)	2,594,486,041	2,408,900,482	650,017,862	95.3%	25.7%
FAIR AMER INS & REINS CO	NY	750,062,418	233,050,424	3,625,547	173,238,722	146,331,956	50,934,228	85.7%	29.8%
FAIRFIELD INS CO	CT	21,949,201	18,309,891	(775,748)	0	(195,615)	1,652,650	0.0%	0.0%
FAIRMONT INS CO	CA	27,927,235	10,987,550	2,301,949	3,026	66,292	653,700	2190.7%	21602.8%
FAIRMONT PREMIER INS CO	CA	107,332,166	81,648,106	105,854,980	4,656	102,028	1,005,693	2191.3%	21599.9%
FAIRMONT SPECIALTY INS CO	CA	148,654,114	61,584,136	14,526,196	15,597	341,652	3,369,070	2190.5%	21600.8%
FARM BUREAU MUT INS CO OF ID	ID	388,486,179	224,373,908	4,503,544	134,797,973	101,561,969	37,500,506	76.0%	28.1%
FARMERS ALLIANCE MUT INS CO	KS	272,845,502	139,421,405	(4,935,846)	111,984,493	86,790,890	35,260,950	78.2%	31.8%
FARMERS INS CO OF ID	ID	186,178,300	65,274,016	(1,024,367)	106,168,964	79,668,736	37,564,208	73.0%	34.4%
FARMERS INS EXCH	CA	15,237,358,460	3,820,221,342	(229,068,319)	7,325,658,513	5,511,973,323	2,594,021,459	73.2%	34.5%
FARMERS MUT HAIL INS CO OF IA	IA	679,367,881	360,002,900	19,869,342	405,175,136	317,833,027	64,869,918	79.4%	16.2%
FARMERS UNION MUT INS CO	MT	49,534,004	29,037,122	1,878,765	14,533,921	9,650,429	5,821,350	65.6%	39.6%
FARMINGTON CAS CO	CT	974,400,820	261,204,209	16,862,224	283,431,764	215,932,898	89,135,178	76.9%	31.7%
FARMLAND MUT INS CO	IA	398,354,068	150,195,071	(4,700,266)	143,107,885	109,492,613	48,385,335	76.9%	34.0%
FEDERAL INS CO	IN	30,726,611,743	13,707,545,639	1,760,576,801	6,473,794,957	4,169,501,714	1,974,547,702	65.0%	30.8%
FEDERATED MUT INS CO	MN	4,075,135,217	2,237,214,847	52,507,636	875,873,947	681,470,675	277,392,876	79.6%	32.4%
FEDERATED RURAL ELECTRIC INS EXCH	KS	406,339,839	122,135,165	14,210,176	109,339,505	93,228,737	16,212,388	86.1%	15.0%
FEDERATED SERV INS CO	MN	370,557,208	165,609,649	3,522,104	97,319,327	75,718,973	30,821,448	79.6%	32.4%
FIDELITY & DEPOSIT CO OF MD	MD	244,157,256	194,791,087	8,138,848	0	0	0	0.0%	0.0%
FIDELITY & GUAR INS CO	IA	23,384,899	19,038,903	246,359	0	0	0	0.0%	0.0%
FIDELITY & GUAR INS UNDERWRITERS INC	WI	173,758,128	97,135,601	3,030,428	19,149,714	14,590,038	6,022,603	76.9%	31.7%
FIDELITY NATL IND INS CO	TX	35,517,952	9,067,251	6,013,111	1,313,475	0	(6,713,733)	0.0%	N/A
FIDELITY NATL INS CO	CA	282,150,237	134,531,138	3,919,503	137,875,794	135,010,816	48,555,470	93.3%	33.6%
FIDELITY NATL PROP & CAS INS CO	NY	100,761,174	97,435,983	6,964,298	4,975,942	2,080,588	(1,288,729)	41.8%	N/A
FINANCIAL AMER PROP & CAS INS CO	TX	12,546,070	9,602,236	(266,854)	877,607	212,833	898,511	43.1%	181.9%
FINANCIAL CAS & SURETY INC	TX	18,026,641	10,043,510	27,611	11,989,347	4,700,635	7,908,323	37.8%	63.6%
FINANCIAL GUAR INS CO	NY	2,049,272,707	(3,567,076,095)	(1,248,689,519)	71,063,206	1,381,581,445	56,526,452	1054.2%	43.1%
FINANCIAL IND CO	CA	94,225,429	32,102,103	1,429,289	0	0	110	0.0%	0.0%
FINANCIAL PACIFIC INS CO	CA	257,786,445	74,552,761	(2,785,324)	54,653,975	42,917,492	19,528,073	80.4%	36.6%
FIRE INS EXCH	CA	2,277,473,444	653,088,624	(26,151,432)	1,061,689,640	798,733,507	375,775,491	73.2%	34.5%
FIREMANS FUND INS CO	CA	9,922,838,460	2,985,853,523	(42,901,756)	2,685,506,653	2,442,701,127	784,265,272	88.2%	28.3%

# Summary of Financial Condition as of December 31, 2011

## Property and Casualty Insurers

COMPANY NAME	STATE	ADMITTED ASSETS	CAPITAL & SURPLUS	NET INCOME	NET PREMIUMS WRITTEN	NET LOSSES & LAE	OTHER EXPENSES	NETLOSS & LAE RATIO	NET OTHER EXPENSE RATIO
FIREMENS INS CO OF WASHINGTON DC	DE	77,589,498	29,602,729	1,091,531	0	0	0	0.0%	0.0%
FIRST AMER PROP & CAS INS CO	CA	86,069,268	41,380,938	3,835,663	45,159,642	21,947,640	17,846,031	51.4%	41.8%
FIRST COLONIAL INS CO	FL	349,660,457	150,433,168	1,073,655	72,302,351	16,585,098	57,374,699	22.6%	78.2%
FIRST DAKOTA IND CO	SD	36,496,782	9,749,416	363,177	12,725,295	9,367,580	3,101,966	76.0%	25.2%
FIRST FIN INS CO	IL	519,652,873	365,377,945	12,876,111	26,953,212	8,450,893	11,409,533	33.8%	45.6%
FIRST LIBERTY INS CORP	IL	56,151,318	23,107,930	(739,377)	11,448,856	9,827,294	2,956,758	90.1%	27.1%
FIRST NATL INS CO OF AMER	NH	211,639,783	46,687,830	442,337	85,066,579	61,946,854	27,008,087	73.9%	32.2%
FIRST NONPROFIT INS CO	DE	141,311,646	52,654,247	(655,482)	54,852,132	30,888,262	22,541,063	59.4%	43.3%
FIRSTCOMP INS CO	NE	291,218,585	83,841,258	8,355,578	60,705,288	69,644,286	18,411,372	75.3%	19.9%
FLORISTS MUT INS CO	IL	157,425,483	43,548,644	(5,058,856)	57,135,271	48,670,823	19,068,220	86.1%	33.7%
FOREMOST INS CO GRAND RAPIDS MI	MI	1,691,560,299	948,395,980	50,445,802	0	(5,534,336)	2,799	0.0%	0.0%
FOREMOST PROP & CAS INS CO	MI	46,112,872	16,706,944	261,636	0	0	(128,785)	0.0%	0.0%
FORTRESS INS CO	IL	62,794,935	27,924,553	872,102	3,668,809	2,824,426	1,281,907	80.0%	36.3%
FRANKENMUTH MUT INS CO	MI	954,988,373	355,999,299	(15,619,622)	399,241,079	327,876,856	106,514,294	84.4%	27.4%
FREEDOM SPECIALTY INS CO	OH	22,133,112	10,827,488	350,701	0	0	0	0.0%	0.0%
GARRISON PROP & CAS INS CO	TX	972,661,323	363,213,619	(1,254,263)	675,262,265	510,163,367	92,860,165	84.6%	15.4%
GATEWAY INS CO	MO	53,519,237	16,326,527	(4,886,672)	25,672,936	20,439,922	9,679,702	85.2%	40.4%
GEICO CAS CO	MD	856,053,258	250,431,875	(84,453,987)	680,641,611	501,608,115	239,033,206	81.5%	38.8%
GEICO GEN INS CO	MD	180,298,873	105,727,283	2,469,548	0	0	0	0.0%	0.0%
GEICO IND CO	MD	5,845,361,830	2,097,653,968	376,036,094	4,069,746,188	3,060,439,710	696,962,834	76.5%	17.4%
GEM STATE INS CO	ID	8,163,565	5,935,513	521,044	2,627,990	1,430,875	797,774	55.5%	30.9%
GENERAL CAS CO OF WI	WI	1,205,257,253	481,508,176	(21,887,365)	447,753,828	294,937,402	140,968,301	74.3%	35.5%
GENERAL FIDELITY INS CO	SC	660,968,022	349,524,970	73,256,561	1,037,892	7,081,271	6,791,173	100.0%	95.9%
GENERAL INS CO OF AMER	NH	2,114,431,039	418,090,761	13,148,712	978,265,661	712,388,832	310,593,002	73.9%	32.2%
GENERAL REINS CORP	DE	14,004,069,590	9,160,371,766	858,497,245	541,416,745	361,164,452	155,115,171	65.1%	28.0%
GENERAL SECURITY NATL INS CO	NY	339,949,729	96,329,519	(25,439,526)	83,696,614	59,043,757	24,228,497	120.1%	49.3%
GENERAL STAR NATL INS CO	DE	251,710,149	166,663,218	7,255,889	14,898,933	12,488,238	9,708,753	64.2%	49.9%
GENERALI US BRANCH	NY	70,695,497	22,802,223	459,730	26,597,193	13,193,373	12,912,351	49.6%	48.5%
GENESIS INS CO	CT	175,335,193	108,678,940	14,203,143	10,152,889	(2,097,929)	3,397,985	N/A	34.3%
GENWORTH FINANCIAL ASSUR CORP	NC	30,069,852	18,831,137	(1,516,985)	1,074,619	3,357,563	397,538	312.0%	36.9%
GENWORTH HOME EQUITY INS CORP	NC	12,261,483	12,228,336	219,101	0	(8,066)	177,456	0.0%	0.0%
GENWORTH MORTGAGE INS CORP	NC	2,682,208,102	564,011,446	(604,496,876)	482,963,104	1,107,269,087	145,431,949	232.0%	30.5%
GENWORTH MORTGAGE INS CORP OF NC	NC	444,972,987	100,788,712	(72,803,207)	50,865,712	151,655,557	182,404	291.8%	0.4%
GENWORTH MORTGAGE ASSUR	NC	77,192,673	72,190,798	1,827,202	1,281,420	132,729	490,039	30.0%	110.6%
GENWORTH RESIDENTIAL MORTGAGE INS CO	NC	227,478,841	104,748,857	(7,525,430)	41,510,602	45,781,938	10,099,397	114.4%	25.2%
GEOVERA INS CO	CA	93,111,501	30,562,767	8,599,036	25,318,699	5,774,082	7,098,649	22.9%	28.1%
GLOBAL REINS CORP OF AMER	NY	436,784,509	192,361,010	23,617,804	82,157	1,633,779	4,527,270	1988.6%	5510.5%
GMAC INS CO ONLINE INC	MO	38,914,123	9,309,256	582,626	21,619,509	15,544,446	5,909,162	77.9%	29.6%
GOVERNMENT EMPLOYEES INS CO	MD	16,974,938,226	6,132,292,603	901,659,641	10,628,305,222	8,507,436,472	1,607,118,160	81.3%	15.4%

# Summary of Financial Condition as of December 31, 2011

## Property and Casualty Insurers

COMPANY NAME	STATE	ADMITTED ASSETS	CAPITAL & SURPLUS	NET INCOME	NET PREMIUMS WRITTEN	NET LOSSES & LAE	OTHER EXPENSES	NETLOSS & LAE RATIO	NET OTHER EXPENSE RATIO
GRAMERCY INS CO	TX	60,737,626	11,336,296	(4,982,529)	26,429,817	28,201,392	4,044,988	110.0%	15.8%
GRANGE INS ASSN	WA	231,842,200	117,072,967	4,052,204	120,491,941	85,271,297	35,828,754	71.4%	30.0%
GRANITE RE INC	OK	31,173,326	15,192,802	602,686	21,928,588	5,748,927	16,213,656	26.3%	74.0%
GRANITE STATE INS CO	PA	39,491,826	38,543,314	1,021,929	0	0	0	0.0%	0.0%
GRAY INS CO	LA	302,656,496	105,488,772	5,982,199	57,928,016	31,693,611	24,289,195	55.2%	42.3%
GREAT AMER ALLIANCE INS CO	OH	30,170,196	30,163,528	857,300	0	0	0	0.0%	0.0%
GREAT AMER ASSUR CO	OH	18,186,918	18,175,934	506,221	0	0	0	0.0%	0.0%
GREAT AMER INS CO	OH	5,273,621,832	1,411,293,119	276,827,178	1,786,184,081	1,093,259,264	577,264,246	61.2%	32.3%
GREAT AMER INS CO OF NY	NY	43,956,020	43,949,720	1,677,468	0	0	0	0.0%	0.0%
GREAT AMER SECURITY INS CO	OH	18,833,272	18,830,872	532,395	0	0	0	0.0%	0.0%
GREAT AMER SPIRIT INS CO	OH	20,698,757	20,695,733	521,580	0	0	0	0.0%	0.0%
GREAT DIVIDE INS CO	ND	221,791,675	65,486,166	4,136,305	41,583,474	23,493,941	10,934,022	64.8%	30.2%
GREAT MIDWEST INS CO	TX	71,353,768	50,026,453	(11,979,083)	9,527,881	8,247,354	3,933,179	78.7%	37.5%
GREAT NORTHERN INS CO	IN	1,581,486,172	436,665,271	55,116,809	341,024,417	229,757,352	99,436,208	68.4%	29.6%
GREAT NORTHWEST INS CO	IN	19,000,459	6,495,439	152,000	(570,345)	5,256,733	625,462	102.1%	12.1%
GREAT WEST CAS CO	NE	1,571,228,837	507,356,717	64,953,751	594,542,764	416,919,931	136,316,048	72.3%	23.7%
GREATER NY MUT INS CO	NY	840,381,543	387,022,489	(18,972,918)	168,163,314	158,214,324	57,719,016	94.2%	34.4%
GREENWICH INS CO	DE	913,052,220	406,618,319	22,854,613	137,958,174	113,794,832	43,552,941	82.9%	31.7%
GUARANTEE CO OF N AMER USA	MI	203,359,541	138,739,667	12,104,729	21,206,857	4,184,228	16,552,472	19.8%	78.5%
GUARANTEE INS CO	FL	264,686,471	46,729,525	(4,813,076)	100,280,350	70,493,495	23,585,262	75.0%	25.1%
GUIDEONE AMER INS CO	IA	13,389,002	9,866,859	215,192	0	0	0	0.0%	0.0%
GUIDEONE ELITE INS CO	IA	27,560,415	19,842,605	559,415	0	0	0	0.0%	0.0%
GUIDEONE MUT INS CO	IA	1,074,148,359	408,447,469	10,868,228	282,278,528	201,956,353	90,981,424	72.4%	32.6%
GUIDEONE SPECIALTY MUT INS CO	IA	233,470,135	85,333,127	4,487,577	70,569,633	50,597,775	23,095,060	72.5%	33.1%
HALLMARK INS CO	AZ	212,071,928	67,263,141	(2,879,799)	95,431,412	76,412,008	30,537,849	83.9%	33.5%
HANOVER AMER INS CO	NH	27,137,824	27,031,858	783,716	0	0	0	0.0%	0.0%
HANOVER INS CO	NH	5,288,585,697	1,578,275,307	(7,134,233)	2,478,483,330	1,782,371,823	887,689,440	73.6%	36.7%
HARCO NATL INS CO	IL	281,398,824	127,438,526	(553,577)	40,979,075	42,507,606	13,174,664	93.3%	28.9%
HARLEYSVILLE INS CO	PA	135,356,137	29,646,579	1,704,000	37,930,835	34,042,724	13,325,932	84.6%	33.1%
HARTFORD ACCIDENT & IND CO	CT	10,631,430,293	2,823,097,297	269,254,434	3,219,360,006	2,532,719,421	928,368,709	78.5%	28.8%
HARTFORD CAS INS CO	IN	2,192,424,870	895,530,717	48,019,001	541,648,212	426,122,876	156,195,408	78.5%	28.8%
HARTFORD FIRE IN CO	CT	24,140,340,968	12,594,322,102	987,605,630	4,086,981,964	3,215,290,791	1,178,565,354	78.5%	28.8%
HARTFORD INS CO OF THE MIDWEST	IN	451,522,608	330,005,185	19,693,450	49,240,747	38,738,443	14,199,583	78.5%	28.8%
HARTFORD STEAM BOIL INSPEC & INS CO	CT	1,313,943,088	644,922,740	156,580,280	622,929,858	169,343,009	317,080,090	27.4%	51.3%
HARTFORD STEAM BOIL INSPEC INS CO CT	CT	96,401,833	46,172,445	12,210,679	27,960,809	7,541,811	6,124,537	27.0%	22.0%
HARTFORD UNDERWRITERS INS CO	CT	1,571,865,279	608,306,264	43,736,061	393,925,973	309,907,546	113,596,661	78.5%	28.8%
HDI GERLING AMER INS CO	IL	257,610,606	116,435,690	11,123,026	2,742,085	75,402	(2,575,336)	3.6%	N/A
HERITAGE CAS INS CO	KS	78,705,428	70,821,297	4,385,421	10,941	(51,950)	262,468	N/A	2313.7%
HERITAGE IND CO	CA	204,134,227	95,892,465	7,715,868	51,424,294	37,649,745	13,004,727	68.3%	23.6%

# Summary of Financial Condition as of December 31, 2011

## Property and Casualty Insurers

COMPANY NAME	STATE	ADMITTED ASSETS	CAPITAL & SURPLUS	NET INCOME	NET PREMIUMS WRITTEN	NET LOSSES & LAE	OTHER EXPENSES	NETLOSS & LAE RATIO	NET OTHER EXPENSE RATIO
HIGHMARK CAS INS CO	PA	324,201,626	131,256,278	21,049,800	204,295,966	139,755,043	38,295,296	70.3%	19.3%
HISCOX INS CO INC	IL	77,771,122	53,672,729	(797,941)	9,323,558	4,116,880	3,198,040	77.9%	60.5%
HOLYOKE MUT INS CO IN SALEM	MA	200,823,622	82,362,904	(4,685,784)	83,809,851	71,385,769	25,165,519	85.8%	30.3%
HOMESITE INS CO	CT	191,915,220	58,683,831	(8,727,980)	113,800,069	100,187,504	23,358,055	91.7%	21.4%
HORACE MANN INS CO	IL	362,512,739	151,221,087	(3,362,559)	212,633,536	183,766,710	56,409,721	86.1%	26.4%
HORACE MANN PROP & CAS INS CO	IL	228,084,348	97,090,907	5,457,603	158,669,383	123,390,705	38,541,496	78.6%	24.6%
HOUSING AUTHORITY PROP A MUT CO	VT	164,864,624	108,121,359	1,431,224	33,610,292	19,907,057	11,813,563	57.4%	34.0%
HOUSING ENTERPRISE INS CO INC	VT	51,723,834	31,502,798	(4,024,490)	12,675,302	9,517,993	7,449,940	83.3%	65.2%
HOUSTON GEN INS CO	TX	32,083,918	17,892,282	683,531	(61,280)	(164,767)	132,305	N/A	286.6%
HSBC INS CO OF DE	DE	77,391,361	65,308,322	26,592,974	40,044,153	11,364,740	10,817,183	26.2%	24.9%
HUDSON INS CO	DE	736,586,712	388,647,116	2,704,672	102,246,155	87,930,713	21,566,855	90.9%	22.3%
IDAHO COUNTIES RISK MGMT PROGRAM	ID	56,634,291	20,430,432	2,689,642	17,420,192	10,799,064	4,477,325	65.1%	27.0%
IDAHO STATE INS FUND	ID	580,849,525	194,066,840	3,930,152	145,924,279	132,869,822	25,516,938	92.5%	15.7%
IDS PROP CAS INS CO	WI	1,039,884,267	431,045,851	22,525,072	741,654,982	638,169,694	122,854,369	88.1%	17.0%
ILLINOIS INS CO	IA	17,326,127	9,615,662	1,907,035	7,370,753	2,222,332	1,910,520	30.3%	26.0%
ILLINOIS NATL INS CO	IL	74,809,413	66,102,306	2,665,625	0	0	0	0.0%	0.0%
IMPERIUM INS CO	TX	503,517,232	139,218,299	(4,691,971)	109,520,864	146,665,827	38,382,370	83.6%	21.9%
INDEMNITY CO OF CA	CA	23,808,407	17,705,433	1,298,674	5,249,111	326,650	3,605,169	6.2%	68.9%
INDEMNITY INS CO OF NORTH AMER	PA	375,111,939	94,109,273	10,394,966	85,114,965	68,005,290	15,505,297	80.7%	18.4%
INDEPENDENCE AMER INS CO	DE	73,429,385	50,465,667	3,406,592	72,743,585	47,786,077	21,573,701	66.0%	29.8%
INDIANA LUMBERMENS MUT INS CO	IN	93,793,337	25,510,754	1,082,336	29,985,407	20,889,641	15,667,572	69.8%	52.3%
INFINITY INS CO	IN	1,568,670,877	526,751,197	42,058,958	1,061,857,026	757,702,717	298,328,763	75.4%	29.7%
INFINITY PREMIER INS CO	IN	6,820,133	5,752,119	102,683	1,075,976	768,461	302,651	75.4%	29.7%
INSURANCE CO OF N AMER	PA	755,646,710	180,508,687	29,216,983	212,787,416	170,014,444	38,856,941	80.7%	18.5%
INSURANCE CO OF THE STATE OF PA	PA	4,418,657,614	2,004,827,017	28,568,713	626,745,494	573,802,609	172,737,825	83.9%	25.3%
INSURANCE CO OF THE WEST	CA	875,600,460	350,407,647	(1,321,918)	284,652,056	242,770,763	92,409,409	79.1%	30.1%
INTEGON IND CORP	NC	322,853,860	55,965,647	5,684,232	118,907,295	85,494,450	32,707,128	77.9%	29.8%
INTEGON NATL INS CO	NC	400,366,423	74,514,766	9,135,872	118,907,296	85,511,450	32,795,456	78.1%	29.9%
INTERNATIONAL FIDELITY INS CO	NJ	234,074,632	94,054,412	6,280,272	107,518,146	27,026,219	69,829,725	26.6%	68.7%
INTREPID INS CO	MI	30,391,047	27,867,726	382,310	(55,169)	(19,397)	580,485	0.0%	0.0%
IRONSHORE IND INC	MN	228,846,968	95,265,485	(3,749,199)	(11,472,384)	(17,274,367)	6,998,746	115.6%	N/A
JEFFERSON INS CO	NY	37,829,052	22,697,815	3,867,507	45,215,768	14,936,097	21,169,612	35.8%	50.7%
JEWELERS MUT INS CO	WI	246,957,964	144,706,712	2,168,017	123,584,486	75,346,615	46,500,737	63.1%	38.9%
JOHN DEERE INS CO	IA	304,387,485	70,657,216	(20,070,017)	152,646,207	142,591,174	26,689,236	95.5%	17.9%
KEY RISK INS CO	NC	57,405,715	28,465,139	929,982	0	0	(91,002)	0.0%	0.0%
KNIGHTBROOK INS CO	DE	67,814,898	26,609,101	(2,979,147)	32,728,949	17,427,835	11,195,215	72.2%	46.4%
LANCER INS CO	IL	480,610,472	157,271,172	21,986,430	145,032,160	98,585,338	46,692,716	64.3%	30.5%
LANDCAR CAS CO	UT	25,824,986	17,645,080	1,730,822	4,148,053	892,873	347,425	28.6%	11.1%
LEXINGTON NATL INS CORP	MD	49,811,535	17,116,760	4,549,982	10,108,277	182,909	7,494,391	1.7%	68.3%



# Summary of Financial Condition as of December 31, 2011

## Property and Casualty Insurers

COMPANY NAME	STATE	ADMITTED ASSETS	CAPITAL & SURPLUS	NET INCOME	NET PREMIUMS WRITTEN	NET LOSSES & LAE	OTHER EXPENSES	NETLOSS & LAE RATIO	NET OTHER EXPENSE RATIO
LEXON INS CO	TX	139,298,443	43,898,694	(906,196)	58,092,040	38,491,374	25,489,451	65.3%	43.2%
LIBERTY AMER SELECT INS CO	FL	33,064,433	24,393,545	(1,173,623)	(44,135)	3,799,169	(1,158,650)	N/A	2625.2%
LIBERTY INS CORP	IL	1,428,338,741	245,006,031	(28,449,081)	457,954,272	393,091,750	118,270,336	90.1%	27.1%
LIBERTY INS UNDERWRITERS INC	IL	214,008,263	112,060,193	2,935,113	11,448,856	9,827,294	2,956,758	90.1%	27.1%
LIBERTY MUT FIRE INS CO	WI	4,876,778,437	1,073,042,656	(99,422,266)	1,476,902,525	1,287,720,896	381,421,833	90.1%	27.1%
LIBERTY MUT INS CO	MA	37,394,843,149	13,596,435,060	(536,232,804)	8,449,255,998	7,252,542,799	2,220,450,170	90.1%	27.6%
LIBERTY NORTHWEST INS CORP	OR	137,457,361	107,081,878	14,367,244	0	0	0	0.0%	0.0%
LINCOLN GEN INS CO	PA	237,776,817	2,854,963	(3,982,375)	1,266,786	15,537,520	3,873,845	285.7%	71.2%
LM GEN INS CO	IL	45,739,100	11,558,950	(1,220,866)	11,448,856	9,827,295	2,956,758	90.1%	27.1%
LM INS CORP	IL	230,314,865	151,185,487	6,208,771	198,341,176	115,181,914	77,865,087	58.4%	39.5%
LM PROP & CAS INS CO	IN	81,973,064	35,536,652	580,209	224	448,767	(25,405)	200342.4%	N/A
LUMBERMENS CAS INS CO	IL	14,643,364	10,717,268	1,124,835	116,714	(643,325)	31,541	N/A	24.3%
LUMBERMENS MUT CAS CO	IL	856,565,862	31,131,758	(16,065,009)	1,028,341	34,752,902	32,561,983	3140.4%	2942.4%
LUMBERMENS UNDERWRITING ALLIANCE	MO	306,143,227	57,706,700	(28,316,049)	63,644,277	81,504,307	36,691,429	97.9%	44.1%
LYNDON PROP INS CO	MO	389,210,291	180,704,318	7,891,271	63,291,821	49,242,893	15,710,732	79.4%	25.3%
LYNDON SOUTHERN INS CO	DE	37,902,773	18,150,986	2,446,683	28,262,950	5,715,621	14,121,667	24.8%	61.3%
MAIDEN REINS CO	MO	1,115,318,065	288,054,619	(1,683,775)	196,347,175	130,024,296	59,573,455	74.5%	34.2%
MAJESTIC INS CO	CA	16,773,269	13,771,507	(43,770,905)	20,407,022	24,865,885	24,993,946	89.1%	89.6%
MANUFACTURERS ALLIANCE INS CO	PA	170,713,635	71,287,026	4,253,070	47,150,072	32,523,596	13,258,063	68.1%	27.8%
MAPFRE INS CO	NJ	35,051,437	23,309,531	(775,093)	6,359,466	6,250,311	2,360,941	118.2%	44.6%
MARKEL AMER INS CO	VA	448,805,466	132,914,038	29,334,467	113,437,950	45,531,025	48,285,198	39.6%	42.0%
MARKEL INS CO	IL	839,699,456	206,397,484	(13,455,393)	332,638,346	217,461,730	129,426,736	73.2%	43.6%
MARTINGALE NATL INS CO	IL	2,794,084	2,596,647	(73,156)	0	0	101,442	0.0%	0.0%
MARYLAND CAS CO	MD	178,246,872	152,937,660	8,342,551	0	0	0	0.0%	0.0%
MASSACHUSETTS BAY INS CO	NH	57,166,144	56,992,882	1,699,789	0	0	0	0.0%	0.0%
MAXUM CAS INS CO	DE	49,568,417	15,170,722	715,442	11,575,593	6,760,591	3,547,671	63.9%	33.5%
MBIA INS CORP	NY	1,612,460,177	1,596,556,017	(477,215,454)	294,058,586	867,671,853	91,547,077	240.5%	25.4%
MEDICAL INS EXCH OF CA	CA	379,473,464	166,244,222	10,637,070	60,897,250	39,127,252	9,489,547	64.1%	15.6%
MEDICAL PROTECTIVE CO	IN	2,442,487,032	863,910,120	96,140,810	327,172,569	147,482,689	80,572,831	48.7%	26.6%
MEDMARC CAS INS CO	VT	91,990,614	43,120,791	3,284,848	7,507,150	3,454,487	3,868,287	42.0%	47.1%
MEMIC IND CO	NH	184,864,774	68,459,663	(1,929,582)	54,509,066	40,073,484	15,929,162	80.8%	32.1%
MENDOTA INS CO	MN	91,037,518	24,669,070	(6,700,565)	73,256,870	73,141,277	26,016,904	84.0%	29.9%
MERASTAR INS CO	IL	40,616,196	8,378,541	1,512,491	0	0	9,006	0.0%	0.0%
MERCHANTS BONDING CO A MUT	IA	109,850,121	70,029,140	4,682,029	46,923,976	5,562,095	29,545,606	13.3%	70.8%
MERITPLAN INS CO	CA	185,157,044	166,469,299	32,533,492	(19,202,648)	5,022,936	415,183	33.6%	2.8%
METROPOLITAN CAS INS CO	RI	188,801,932	47,368,819	2,136,764	0	0	0	0.0%	0.0%
METROPOLITAN DRT PROP & CAS INS CO	RI	86,174,601	28,265,430	1,218,464	0	0	0	0.0%	0.0%
METROPOLITAN GEN INS CO	RI	37,116,639	32,039,613	1,092,752	0	0	0	0.0%	0.0%
METROPOLITAN GRP PROP & CAS INS CO	RI	550,183,132	316,004,734	13,238,949	0	3,675,400	2,216	0.0%	0.0%



# Summary of Financial Condition as of December 31, 2011

## Property and Casualty Insurers

COMPANY NAME	STATE	ADMITTED ASSETS	CAPITAL & SURPLUS	NET INCOME	NET PREMIUMS WRITTEN	NET LOSSES & LAE	OTHER EXPENSES	NETLOSS & LAE RATIO	NET OTHER EXPENSE RATIO
METROPOLITAN PROP & CAS INS CO	RI	4,967,373,706	1,857,325,025	2,216,711	3,055,428,090	2,376,349,587	797,300,245	78.9%	26.5%
MGA INS CO INC	TX	224,351,309	100,683,959	7,317,060	172,108,264	121,563,387	45,469,948	72.0%	26.9%
MGIC ASSUR CORP GEN ACCOUNT	WI	10,389,198	9,942,534	141,238	102,707	121,069	152,329	116.2%	146.2%
MGIC IND CORP	WI	234,900,424	234,498,521	4,777,300	275	451	426,908	134.6%	127435.2%
MIC GEN INS CORP	MI	45,943,416	12,850,596	709,590	21,619,508	15,539,446	5,935,851	77.9%	29.7%
MIC PROP & CAS INS CORP	MI	124,422,258	52,720,464	530,869	0	0	12,591	0.0%	0.0%
MICHIGAN MILLERS MUT INS CO	MI	201,409,299	70,572,272	(576,577)	93,182,570	69,240,107	34,602,232	74.5%	37.2%
MID CENTURY INS CO	CA	3,749,790,192	823,351,572	(5,661,372)	2,264,937,898	1,678,007,340	801,654,379	72.1%	34.5%
MID CONTINENT ASSUR CO	OH	32,550,507	20,922,863	1,883,053	3,819,915	1,719,938	1,337,278	44.2%	34.3%
MID CONTINENT CAS CO	OH	547,581,864	177,067,625	38,529,379	119,690,682	51,925,920	42,468,373	42.6%	34.8%
MIDDLESEX INS CO	WI	622,230,238	235,136,691	11,871,194	163,332,439	129,792,639	48,934,543	79.1%	29.8%
MIDWEST EMPLOYERS CAS CO	DE	316,200,701	139,731,191	7,352,985	19,046,551	19,287,179	5,465,251	94.1%	26.7%
MIDWEST FAMILY MUT INS CO	IA	130,010,415	39,285,899	54,207	75,075,614	56,017,933	19,329,480	78.0%	26.9%
MILBANK INS CO	IA	538,941,577	102,017,760	(16,492,584)	274,320,000	250,264,920	94,213,594	82.4%	31.0%
MILWAUKEE CAS INS CO	WI	21,493,459	12,511,735	936,260	1,503,302	1,014,289	(656,633)	72.1%	N/A
MINNESOTA LAWYERS MUT INS CO	MN	132,726,172	59,257,558	3,416,881	31,074,089	22,924,817	7,461,019	76.7%	25.0%
MITSUMI SUMITOMO INS CO OF AMER	NY	763,882,208	285,224,952	19,016,617	146,303,155	99,710,580	43,249,506	68.7%	29.8%
MITSUMI SUMITOMO INS USA INC	NY	111,992,073	58,675,707	1,615,275	16,255,906	11,078,953	4,804,179	68.7%	29.8%
MODERN SERV INS CO	IL	27,550,665	26,322,863	427,946	0	(10,220)	0	0.0%	0.0%
MONTEREY INS CO	CA	71,019,312	29,567,964	(177,064)	34,446,822	23,558,486	12,127,913	70.3%	36.2%
MORTGAGE GUAR INS CORP	WI	5,528,912,276	1,568,782,130	(397,086,634)	957,696,283	1,504,673,200	154,768,319	152.6%	15.7%
MOSAIC INS CO	DE	24,545,888	20,703,440	(1,631,959)	0	0	2,703,874	0.0%	0.0%
MOTORISTS COMMERCIAL MUT INS CO	OH	327,103,589	121,348,980	3,271,972	116,235,008	94,174,169	40,603,259	77.9%	33.6%
MOTORS INS CORP	MI	3,042,035,024	1,348,858,490	118,733,106	553,414,100	391,993,589	170,212,233	62.8%	27.3%
MOUNTAIN VALLEY IND CO	NH	69,350,744	15,105,910	323,861	29,561,739	19,623,723	9,967,329	69.9%	35.5%
MUNICH REINS AMER INC	DE	16,096,524,220	4,262,040,981	576,893,939	3,101,614,196	2,025,942,243	1,030,016,946	66.9%	34.0%
MUTUAL OF ENUMCLAW INS CO	WA	575,869,415	248,083,160	20,272,914	297,850,248	201,766,813	101,196,571	66.9%	33.5%
NATIONAL AMER INS CO	OK	146,783,921	54,849,277	2,817,291	62,767,946	37,552,543	22,802,517	62.1%	37.7%
NATIONAL AMER INS CO OF CA	CA	43,845,808	15,645,749	(1,706,538)	7,104,232	6,774,309	3,467,355	88.8%	45.5%
NATIONAL CAS CO	WI	248,947,659	119,375,968	3,283,849	0	0	0	0.0%	0.0%
NATIONAL CONTINENTAL INS CO	NY	251,708,138	47,891,773	8,199,329	102,000,427	78,560,600	30,270,212	79.6%	30.7%
NATIONAL FARMERS UNION PROP & CAS	WI	239,235,855	64,302,994	(7,407,982)	96,763,479	80,021,795	38,247,216	74.3%	35.5%
NATIONAL FIRE INS CO OF HARTFORD	IL	132,800,955	118,047,428	3,540,811	0	0	0	0.0%	0.0%
NATIONAL GEN ASSUR CO	MO	62,960,624	23,273,735	2,221,992	27,024,365	19,430,554	7,584,324	77.9%	30.4%
NATIONAL GEN INS CO	MO	136,019,474	54,974,644	4,638,842	54,048,771	38,861,073	14,875,055	77.9%	29.8%
NATIONAL IND CO	NE	115,452,570,996	70,155,427,575	4,836,989,444	5,498,569,937	4,277,148,191	1,530,089,080	83.3%	29.8%
NATIONAL INS ASSN	IN	12,681,517	12,678,886	422,447	0	0	0	0.0%	0.0%
NATIONAL INS CO OF WI INS	WI	46,485,948	17,808,128	1,307,094	11,596,332	7,468,693	4,022,915	64.4%	34.7%
NATIONAL INTERSTATE INS CO	OH	994,710,927	293,613,704	30,968,551	251,504,263	156,237,405	75,635,416	63.6%	30.8%

# Summary of Financial Condition as of December 31, 2011

## Property and Casualty Insurers

COMPANY NAME	STATE	ADMITTED ASSETS	CAPITAL & SURPLUS	NET INCOME	NET PREMIUMS WRITTEN	NET LOSSES & LAE	OTHER EXPENSES	NETLOSS & LAE RATIO	NET OTHER EXPENSE RATIO
NATIONAL LIAB & FIRE INS CO	CT	1,131,961,120	557,134,101	31,733,140	259,785,510	143,058,855	84,757,084	62.5%	37.0%
NATIONAL MERIT INS CO	IL	11,039,144	6,455,334	350,525	0	0	0	0.0%	0.0%
NATIONAL PUBLIC FINANCE GUAR CORP	NY	6,656,074,483	1,423,662,113	477,889,601	(21,865,541)	4,862,768	60,304,424	1.3%	16.5%
NATIONAL SPECIALTY INS CO	TX	34,746,343	19,060,537	886,585	7,988,555	3,229,940	4,291,710	39.5%	52.5%
NATIONAL SURETY CORP	IL	496,175,488	142,331,730	5,056,706	141,715,485	128,910,812	41,559,170	88.2%	28.4%
NATIONAL UNION FIRE INS CO OF PITTS	PA	30,405,443,775	12,614,006,846	596,402,949	4,763,265,750	4,360,892,383	1,312,793,224	83.9%	25.3%
NATIONWIDE AFFINITY CO OF AMER	OH	209,562,110	12,048,351	249,290	0	0	0	0.0%	0.0%
NATIONWIDE AGRIBUSINESS INS CO	IA	259,530,418	64,952,240	1,481,919	0	0	0	0.0%	0.0%
NATIONWIDE ASSUR CO	WI	72,030,603	59,457,246	780,035	0	0	0	0.0%	0.0%
NATIONWIDE GEN INS CO	OH	167,055,447	21,340,761	96,449	0	0	0	0.0%	0.0%
NATIONWIDE INS CO OF AMER	WI	271,385,284	105,095,300	4,237,405	0	0	0	0.0%	0.0%
NATIONWIDE MUT FIRE INS CO	OH	4,553,400,810	2,243,154,320	(8,639,958)	1,617,119,132	1,237,266,480	546,955,325	76.9%	34.0%
NATIONWIDE MUT INS CO	OH	27,617,831,419	10,434,888,740	(910,107,691)	11,978,130,200	9,164,531,258	4,049,917,436	76.9%	34.0%
NATIONWIDE PROP & CAS INS CO	OH	448,880,993	53,416,518	1,565,453	0	0	0	0.0%	0.0%
NAU COUNTRY INS CO	MN	1,345,951,139	379,803,657	45,767,061	811,198,206	698,798,163	(264,022)	90.2%	0.0%
NAVIGATORS INS CO	NY	1,903,904,075	662,161,544	12,963,932	542,391,422	341,625,350	173,613,639	72.3%	36.7%
NCMIC INS CO	IA	570,452,495	197,909,418	17,915,746	96,043,953	51,116,211	21,492,630	55.0%	23.1%
NETHERLANDS INS CO THE	NH	497,968,228	157,712,992	5,377,309	191,399,805	139,380,424	60,768,196	73.9%	32.2%
NEW ENGLAND INS CO	CT	183,447,027	174,114,631	8,140,906	41	75,000	2,526	182614.9%	6149.6%
NEW ENGLAND REINS CORP	CT	86,268,841	79,016,135	2,986,506	41	75,000	2,526	182526.4%	6146.8%
NEW HAMPSHIRE INS CO	PA	3,162,435,745	808,860,592	61,629,927	626,745,494	573,802,609	172,737,825	83.9%	25.3%
NEW YORK MARINE & GEN INS CO	NY	666,093,394	215,967,234	(20,904,416)	128,861,462	87,027,466	62,664,112	65.8%	47.4%
NGM INS CO	FL	2,018,209,381	770,467,130	26,541,427	889,412,848	671,397,472	286,185,605	74.5%	31.7%
NIPPONKOA INS CO LTD US BR	NY	247,191,885	90,324,280	204,414	67,835,198	29,914,300	30,816,771	50.1%	51.6%
NORGUARD INS CO	PA	480,203,672	134,162,598	16,068,105	133,508,773	78,205,941	34,757,769	63.3%	28.1%
NORTH AMER ELITE INS CO	NH	51,196,654	34,066,325	604,871	0	104,667	(733,545)	0.0%	0.0%
NORTH AMER SPECIALTY INS CO	NH	472,084,713	344,634,264	23,378,675	10,698,495	(12,073,693)	7,432,585	N/A	69.3%
NORTH PACIFIC INS CO	OR	14,382,227	7,543,884	81,705	0	0	0	0.0%	0.0%
NORTH POINTE INS CO	PA	53,846,303	26,795,186	2,596,889	10,700,901	25,822,487	4,528,058	82.2%	14.4%
NORTH RIVER INS CO	NJ	816,823,638	282,298,504	68,263,114	201,849,647	137,246,343	64,521,152	81.0%	38.1%
NORTHBROOK IND CO	IL	38,380,538	38,148,823	1,337,629	0	0	0	0.0%	0.0%
NORTHERN ASSUR CO OF AMER	MA	153,623,304	62,181,951	8,493,804	54,561,965	31,034,664	21,119,907	59.1%	40.2%
NORTHERN INS CO OF NY	NY	36,931,990	28,553,920	1,166,483	0	0	0	0.0%	0.0%
NORTHLAND CAS CO	CT	100,998,630	32,774,708	1,185,011	26,809,600	20,426,063	8,431,660	76.9%	31.7%
NORTHLAND INS CO	CT	1,157,957,046	535,083,217	36,669,686	233,626,508	177,998,738	73,476,287	76.9%	31.7%
NORTHWEST DENTISTS INS CO	WA	18,171,229	8,183,711	685,000	5,919,360	3,045,761	2,221,669	52.1%	38.0%
NOVA CAS CO	NY	94,793,819	88,872,260	1,141,240	0	0	0	0.0%	0.0%
NUTMEG INS CO	CT	416,450,271	246,076,989	11,393,726	68,937,045	54,233,821	19,879,416	78.5%	28.8%
OCCIDENTAL FIRE & CAS CO OF NC	NC	268,475,426	102,774,861	885,975	70,856,888	56,563,325	23,259,275	85.5%	35.2%

# Summary of Financial Condition as of December 31, 2011

## Property and Casualty Insurers

COMPANY NAME	STATE	ADMITTED ASSETS	CAPITAL & SURPLUS	NET INCOME	NET PREMIUMS WRITTEN	NET LOSSES & LAE	OTHER EXPENSES	NETLOSS & LAE RATIO	NET OTHER EXPENSE RATIO
ODYSEY REINS CO	CT	7,875,248,483	3,024,810,114	(40,252,079)	1,807,306,259	1,599,764,240	476,498,773	91.5%	27.2%
OHIC INS CO	OH	110,566,432	44,780,151	8,398,057	607,848	(3,280,257)	4,222,548	N/A	558.1%
OHIO CAS INS CO	OH	4,859,960,864	1,087,559,991	27,835,511	2,169,197,771	1,579,644,801	688,709,475	73.9%	32.2%
OHIO IND CO	OH	111,935,955	45,192,306	10,710,264	54,735,578	15,360,155	22,955,079	33.9%	50.6%
OHIO SECURITY INS CO	OH	27,663,367	14,529,352	272,325	0	0	0	0.0%	0.0%
OLD REPUBLIC GEN INS CORP	IL	1,290,808,560	307,976,426	35,536,092	263,840,425	228,935,578	18,891,837	89.1%	7.4%
OLD REPUBLIC INS CO	PA	2,394,059,828	859,621,344	79,290,573	358,749,481	226,134,717	124,839,879	61.6%	34.0%
OLD REPUBLIC SECURITY ASSUR CO	AZ	48,275,505	35,530,719	(3,818,008)	22,711,678	19,841,678	2,004,261	120.2%	12.1%
OLD REPUBLIC SURETY CO	WI	100,986,380	48,079,493	6,612,390	39,539,112	8,121,286	29,250,403	19.4%	69.8%
OLD UNITED CAS CO	KS	488,005,692	251,217,434	24,582,437	100,876,660	38,476,569	30,764,208	46.1%	36.9%
ONEBEACON AMER INS CO	MA	483,405,267	182,867,105	36,147,875	178,963,240	101,793,666	69,273,286	59.1%	40.2%
ONEBEACON INS CO	PA	2,077,595,299	909,003,873	38,757,437	609,322,487	339,415,566	230,589,090	59.1%	40.2%
OREGON AUTOMOBILE INS CO	OR	9,207,501	7,542,742	113,169	0	0	0	0.0%	0.0%
OREGON MUT INS CO	OR	217,995,367	89,161,079	2,220,879	98,620,408	68,376,603	32,302,578	68.8%	32.5%
OWNERS INS CO	OH	2,993,052,038	1,016,698,490	28,236,135	1,420,672,610	1,067,853,177	370,671,866	78.1%	27.1%
PACIFIC COMPENSATION INS CO	CA	268,238,161	108,896,973	(26,817,297)	5,196,552	31,118,775	24,777,591	692.7%	551.6%
PACIFIC EMPLOYERS INS CO	PA	3,072,903,172	1,048,387,060	62,432,447	757,523,185	605,247,087	138,329,002	80.7%	18.5%
PACIFIC IND CO	WI	6,283,846,454	2,440,762,836	264,975,174	1,474,537,816	991,188,780	423,796,532	68.3%	29.2%
PACIFIC PIONEER INS CO	CA	23,694,097	11,479,537	(1,002,194)	4,386,763	4,166,171	1,802,379	111.6%	48.3%
PACIFIC SPECIALTY INS CO	CA	301,742,970	168,957,703	22,937,989	154,313,193	84,753,965	61,025,488	56.7%	40.8%
PACIFIC STAR INS CO	WI	9,747,372	7,059,895	(93,464)	2,105,366	1,961,369	646,758	80.9%	26.7%
PACO ASSUR CO INC	IL	71,210,047	27,591,512	2,729,964	13,933,865	7,661,104	4,482,638	53.6%	31.4%
PARIS RE AMER INS CO	DE	206,619,075	83,889,571	17,514,128	9,321,111	15,001,464	2,392,912	73.4%	11.7%
PARTNERRE INS CO OF NY	NY	133,948,785	112,333,573	1,746,827	47,325	2,015,028	69,486	4257.9%	146.8%
PATHFINDER INS CO	CO	8,288,481	8,219,197	(52,492)	0	0	83,015	0.0%	0.0%
PEACHTREE CAS INS CO	FL	21,589,854	11,084,032	(2,773,176)	12,293,617	13,488,788	2,867,846	103.3%	22.0%
PEAK PROP & CAS INS CORP	WI	36,916,248	26,349,632	3,723,856	0	0	(4,596,049)	0.0%	0.0%
PEERLESS IND INS CO	IL	799,091,443	242,751,161	7,875,630	318,999,670	232,300,706	101,280,327	73.9%	32.2%
PEERLESS INS CO	NH	7,361,784,538	1,802,477,229	23,592,071	2,679,597,247	1,951,325,932	867,995,178	73.9%	32.9%
PEMCO MUT INS CO	WA	603,811,852	241,646,589	8,190,284	315,432,021	228,242,389	103,316,916	72.8%	33.0%
PENN AMER INS CO	PA	298,207,929	180,194,181	12,454,774	24,054,189	18,478,181	9,841,292	71.0%	37.8%
PENN MILLERS INS CO	PA	201,227,290	69,186,573	(7,035,161)	60,614,737	53,497,159	22,841,808	83.5%	35.7%
PENNSYLVANIA LUMBERMENS MUT INS	PA	350,691,553	111,644,640	(4,476,720)	94,242,091	72,223,385	35,336,425	80.1%	39.2%
PENNSYLVANIA MANUFACTURERS ASSOC INS	PA	699,222,511	230,122,428	11,446,363	141,450,216	97,570,789	39,774,188	68.1%	27.8%
PENNSYLVANIA MANUFACTURERS IND CO	PA	185,426,646	81,351,990	4,715,216	47,150,072	32,523,596	13,258,063	68.1%	27.8%
PENNSYLVANIA NATL MUT CAS INS CO	PA	1,071,125,261	451,150,572	(23,162,375)	291,542,504	229,186,767	96,447,876	80.5%	33.9%
PERMANENT GEN ASSUR CORP	OH	208,301,277	85,545,788	624,803	165,239,167	127,862,205	66,784,541	76.7%	40.1%
PETROLEUM CAS CO	TX	32,578,941	24,249,421	2,509,163	4,835,519	1,543,597	1,805,054	32.2%	37.6%
PHARMACISTS MUT INS CO	IA	211,919,002	67,983,480	(2,072,217)	81,336,068	63,629,621	24,585,147	79.5%	30.7%

# Summary of Financial Condition as of December 31, 2011

## Property and Casualty Insurers

COMPANY NAME	STATE	ADMITTED ASSETS	CAPITAL & SURPLUS	NET INCOME	NET PREMIUMS WRITTEN	NET LOSSES & LAE	OTHER EXPENSES	NETLOSS & LAE RATIO	NET OTHER EXPENSE RATIO
PHILADELPHIA IND INS CO	PA	5,462,757,389	1,867,004,821	154,959,465	1,932,810,652	1,344,334,065	564,704,964	70.3%	29.5%
PHOENIX INS CO	CT	3,697,122,703	1,294,468,011	80,212,143	957,485,689	729,503,108	301,132,477	76.9%	31.7%
PHYSICIANS INS A MUT CO	WA	420,971,751	185,981,186	8,429,262	73,321,941	58,164,474	11,206,238	82.7%	15.9%
PIONEER SPECIALTY INS CO	MN	45,289,789	19,453,337	141,521	17,414,294	10,862,337	4,408,652	72.1%	29.3%
PLANS LIAB INS CO	OH	84,320,037	53,729,535	829,257	2,919,891	2,378,573	3,666,283	79.2%	122.0%
PLATTE RIVER INS CO	NE	122,299,176	38,057,190	3,117,762	21,237,458	12,625,061	10,395,775	56.4%	46.4%
PLAZA INS CO	MO	41,248,027	23,748,934	1,626,932	(2,430,476)	0	(1,348,421)	0.0%	0.0%
PMI INS CO	AZ	87,336,044	42,747,481	(77,217,679)	53,071,257	138,782,426	5,640,663	251.2%	10.2%
PMI MORTGAGE ASSUR CO	AZ	30,832,461	29,937,132	203,959	654,218	0	417,092	0.0%	172.3%
PMI MORTGAGE INS CO	AZ	2,565,694,660	(2,086,502,558)	(2,630,674,807)	419,828,261	1,794,821,644	116,198,278	428.9%	27.8%
PODIATRY INS CO OF AMER	IL	326,637,182	95,669,582	8,702,320	79,738,480	55,476,748	18,484,199	74.3%	24.8%
PRAETORIAN INS CO	PA	991,832,943	346,309,768	(27,042,462)	286,964,440	238,167,039	101,509,375	77.2%	32.9%
PREFERRED PROFESSIONAL INS CO	NE	368,865,245	163,050,001	14,513,812	62,768,888	45,526,913	4,976,909	80.4%	8.8%
PRESERVER INS CO	NJ	173,217,399	46,646,126	3,116,619	68,977,390	45,788,692	23,257,098	69.9%	35.5%
PROASSURANCE IND CO INC	AL	1,885,716,269	713,039,065	158,847,201	265,854,285	57,553,875	48,742,551	22.2%	18.8%
PRODUCERS AGRICULTURE INS CO	TX	216,180,287	51,841,717	5,387,563	(46,474)	19,648,892	(25,012,086)	N/A	53819.5%
PROFESSIONALS ADVOCATE INS CO	MD	114,704,820	78,020,724	11,171,340	7,049,140	(222,348)	(4,485,454)	N/A	N/A
PROFESSIONALS DIRECT INS CO	MI	20,386,165	20,280,583	461,878	0	0	0	0.0%	0.0%
PROGRESSIVE ADVANCED INS CO	OH	269,482,440	105,036,117	7,851,616	204,169,176	143,569,494	46,180,343	71.7%	23.1%
PROGRESSIVE CAS INS CO	OH	5,129,933,944	1,359,871,058	556,804,043	4,151,087,629	2,946,667,308	911,894,062	72.0%	22.3%
PROGRESSIVE CLASSIC INS CO	WI	290,423,019	81,724,842	15,334,093	254,148,221	180,408,203	55,830,249	72.0%	22.3%
PROGRESSIVE DIRECT INS CO	OH	4,185,596,213	1,272,391,248	208,382,261	3,955,777,785	2,781,658,943	894,744,140	71.7%	23.1%
PROGRESSIVE MAX INS CO	OH	314,325,961	98,257,052	15,104,353	306,253,764	215,354,239	69,270,514	71.7%	23.1%
PROGRESSIVE NORTHERN INS CO	WI	1,167,302,651	329,711,536	63,665,685	1,016,592,889	721,632,810	223,320,995	72.0%	22.3%
PROGRESSIVE NORTHWESTERN INS CO	OH	1,127,035,186	328,475,262	65,485,793	1,016,592,889	721,632,810	223,320,995	72.0%	22.3%
PROGRESSIVE PREFERRED INS CO	OH	582,318,596	164,025,842	34,462,126	508,296,443	360,816,405	111,660,497	72.0%	22.3%
PROGRESSIVE PREMIER INS CO OF IL	OH	159,202,143	38,355,115	5,254,729	102,084,587	71,784,747	23,090,171	71.7%	23.1%
PROGRESSIVE SPECIALTY INS CO	OH	1,065,769,405	574,737,996	64,022,807	593,012,518	420,952,472	130,270,580	72.0%	22.3%
PROGRESSIVE WEST INS CO	OH	136,473,663	30,584,682	1,868,588	27,183,476	19,260,860	6,372,567	73.5%	24.3%
PROPERTY & CAS INS CO OF HARTFORD	IN	218,411,064	101,748,659	11,317,371	49,240,747	38,738,443	14,199,583	78.5%	28.8%
PROSELECT NATL INS CO INC	AZ	16,842,740	12,219,696	243,079	0	0	57,904	0.0%	0.0%
PROTECTIVE INS CO	IN	633,464,877	312,337,564	(23,029,569)	199,202,261	185,772,074	57,892,308	93.6%	29.2%
PROVIDENCE WASHINGTON INS CO	RI	103,634,245	35,092,385	4,364,510	160,166	(3,954,812)	1,956,521	N/A	1221.6%
PUBLIC SERV MUT INS CO	NY	576,461,996	233,715,561	(11,126,579)	137,982,227	119,334,487	46,367,997	85.4%	33.2%
PXRE REINS CO	CT	122,865,192	23,280,628	(5,643,860)	12,459	1,592,938	4,108,845	12785.4%	32978.9%
QBE INS CORP	PA	2,424,870,400	840,794,096	(40,898,359)	1,600,656,620	579,608,408	621,144,715	50.9%	54.5%
QBE REINS CORP	PA	1,750,931,941	1,080,521,526	11,691,842	369,643,750	222,348,256	116,877,973	64.6%	33.9%
QUANTA IND CO	CO	85,377,308	32,775,843	650,195	192,252	(832,123)	3,871,376	N/A	326.6%
R&Q REINS CO	PA	214,756,339	26,220,225	(11,597,414)	(13,966)	18,696,290	4,579,455	N/A	N/A

# Summary of Financial Condition as of December 31, 2011

## Property and Casualty Insurers

COMPANY NAME	STATE	ADMITTED ASSETS	CAPITAL & SURPLUS	NET INCOME	NET PREMIUMS WRITTEN	NET LOSSES & LAE	OTHER EXPENSES	NETLOSS & LAE RATIO	NET OTHER EXPENSE RATIO
RADIAN ASSET ASSUR INC	NY	2,049,060,892	973,850,097	69,085,733	43,172,651	101,946,255	43,105,627	91.0%	38.5%
RADIAN GUAR INC	PA	3,821,807,122	843,178,253	(545,119,517)	631,678,125	1,121,958,358	173,245,216	189.8%	29.3%
RADIAN MORTGAGE ASSUR INC	PA	16,643,695	16,521,288	(571,823)	0	0	918,612	0.0%	0.0%
RAMPART INS CO	NY	55,466,130	22,502,460	1,654,984	26,047	(301,250)	265,017	N/A	1017.5%
RED SHIELD INS CO	WA	39,468,254	20,142,696	732,802	11,148,152	4,073,747	5,554,886	40.9%	55.7%
REDWOOD FIRE & CAS INS CO	NE	747,297,278	452,687,656	38,785,611	15,078,895	(16,082,725)	4,359,614	N/A	31.2%
REGENT INS CO	WI	145,685,100	39,934,286	(5,886,170)	55,768,128	49,537,293	23,678,847	74.3%	35.5%
REPUBLIC IND CO OF AMER	CA	830,798,667	278,843,255	20,986,488	131,412,944	107,348,766	46,159,080	75.4%	32.4%
REPUBLIC IND CO OF CA	CA	42,328,236	25,872,571	620,743	4,064,318	3,320,065	1,427,600	75.4%	32.4%
REPUBLIC MORTGAGE INS CO	NC	1,397,247,098	40,595,583	(347,242,963)	363,209,782	845,480,401	61,369,846	229.5%	16.7%
REPUBLIC MORTGAGE INS CO OF FL	FL	41,066,785	6,875,838	(6,966,407)	6,309,657	14,580,880	848,669	229.3%	13.3%
REPUBLIC MORTGAGE INS OF NC	NC	441,945,758	66,223,252	(68,455,832)	68,578,344	193,956,136	9,778,625	276.2%	13.9%
REPWEST INS CO	AZ	233,467,047	77,285,056	(37,417,209)	26,935,811	65,393,774	9,335,702	242.7%	34.7%
RESPONSE INS CO	IL	31,669,977	23,138,474	4,161,242	0	0	(890)	0.0%	0.0%
RESPONSE WORLDWIDE INS CO	IL	21,190,535	9,041,113	3,876,022	0	0	260	0.0%	0.0%
RIVERPORT INS CO	MN	122,987,691	39,224,132	1,863,009	14,153,930	10,965,862	4,084,730	73.0%	27.2%
RLI IND CO	IL	42,377,204	41,423,961	707,668	217,449	41,689	427,173	19.7%	202.2%
RLI INS CO	IL	1,467,155,387	710,185,858	138,954,874	362,368,585	153,317,421	150,103,233	44.7%	43.8%
ROCHE SURETY & CAS CO INC	FL	20,239,614	8,171,281	388,999	2,385,990	0	1,930,419	0.0%	78.8%
ROCKWOOD CAS INS CO	PA	226,241,455	69,959,366	17,524,259	44,608,757	11,948,438	15,337,889	27.5%	35.3%
ROCKY MOUNTAIN FIRE & CAS CO	WA	24,136,593	17,240,738	1,242,176	7,207,376	4,991,458	1,947,253	64.5%	25.2%
RSUI IND CO	NH	2,772,715,877	1,262,344,202	136,996,610	580,962,100	294,547,801	163,580,025	53.7%	29.8%
RURAL COMM INS CO	MN	6,023,734,317	585,378,637	25,699,605	443,789,369	380,988,511	10,447,397	89.6%	2.5%
RVI NATL INS CO	CT	14,798,158	14,680,027	77,753	0	0	360,604	0.0%	45820.1%
SAFECO INS CO OF AMER	NH	3,854,156,105	870,805,635	29,232,865	1,616,265,004	1,176,990,244	513,153,655	73.9%	32.2%
SAFECO INS CO OF IL	IL	705,419,822	239,589,247	5,849,266	212,666,448	154,867,138	67,520,218	73.9%	32.2%
SAFECO INS CO OF IN	IN	33,414,501	14,094,133	308,954	0	0	0	0.0%	0.0%
SAFECO NATL INS CO	NH	72,263,557	67,613,462	2,114,502	0	0	0	0.0%	0.0%
SAFETY FIRST INS CO	IL	16,556,372	13,730,961	425,603	1,541,710	678,863	500,765	44.9%	33.1%
SAFETY NATL CAS CORP	MO	2,868,933,136	844,471,876	89,888,159	449,156,253	321,217,406	116,697,332	76.9%	27.9%
SAFEMAY INS CO	IL	364,831,327	273,003,563	5,782,840	109,487,863	79,312,834	31,123,864	73.5%	28.8%
SAGAMORE INS CO	IN	160,075,018	117,333,299	2,527,966	24,318,310	21,493,073	8,468,447	77.2%	30.4%
SAMSUNG FIRE & MARINE INS CO LTD	NY	114,088,888	67,601,924	399,724	26,896,405	15,072,940	10,736,501	61.7%	44.0%
SAN FRANCISCO REINS CO	CA	89,244,747	74,548,038	(1,228,444)	0	7,717,617	103,019	0.0%	0.0%
SCOR REINS CO	NY	2,106,552,484	658,654,474	54,020,146	645,229,412	463,972,618	195,932,983	72.4%	30.6%
SCOTTS DALE IND CO	OH	55,550,716	34,969,723	574,335	0	0	0	0.0%	0.0%
SEABRIGHT INS CO	IL	883,303,445	291,530,294	(10,522,252)	224,171,281	216,555,624	71,102,967	86.8%	28.5%
SEATON INS CO	RI	124,139,156	8,891,684	(2,235,828)	0	490,201	1,100,617	0.0%	0.0%
SEAWORTHY INS CO	MD	67,517,641	31,427,867	711,162	38,732,586	23,221,713	12,864,078	63.2%	35.0%

# Summary of Financial Condition as of December 31, 2011

## Property and Casualty Insurers

COMPANY NAME	STATE	ADMITTED ASSETS	CAPITAL & SURPLUS	NET INCOME	NET PREMIUMS WRITTEN	NET LOSSES & LAE	OTHER EXPENSES	NETLOSS & LAE RATIO	NET OTHER EXPENSE RATIO
SECURA INS A MUT CO	WI	734,205,191	241,236,108	6,781,771	320,727,096	234,921,836	97,055,192	74.4%	30.8%
SECURA SUPREME INS CO	WI	93,408,799	40,449,432	1,062,526	35,636,337	26,102,429	10,564,110	74.4%	30.1%
SECURIAN CAS CO	MN	98,365,017	59,090,606	5,224,114	59,836,097	26,437,185	26,117,551	45.9%	45.3%
SECURITY NATL INS CO	TX	108,908,556	31,492,789	3,338,349	11,423,196	5,764,455	(3,335,377)	70.9%	N/A
SELECT INS CO	TX	67,463,118	66,887,946	1,979,260	0	0	0	0.0%	0.0%
SELECT MARKETS INS CO	IL	15,161,637	14,779,876	293,743	0	0	0	0.0%	0.0%
SELECTIVE INS CO OF NY	NY	327,753,863	73,348,408	1,479,874	103,974,402	75,211,178	33,134,621	74.7%	32.9%
SENECA INS CO INC	NY	370,315,168	129,155,820	22,776,635	155,909,663	77,016,277	57,654,551	54.6%	40.9%
SENTINEL INS CO LTD	CT	198,434,748	128,555,024	13,593,987	29,544,450	23,243,066	8,519,750	78.5%	28.8%
SENTRIUNITY CAS CO	TX	47,531,858	28,420,662	2,639,924	4,899,073	412,439	(612,271)	22.0%	N/A
SENTRY CAS CO	WI	187,879,646	70,926,164	3,567,536	40,833,110	32,448,160	12,233,636	79.1%	29.8%
SENTRY INS A MUT CO	WI	5,891,424,549	3,417,159,656	206,664,339	898,328,416	713,859,515	269,139,986	79.1%	29.8%
SENTRY SELECT INS CO	WI	616,899,399	220,262,903	12,833,375	163,332,439	129,792,639	48,934,543	79.1%	29.8%
SEQUOIA IND CO	NV	16,209,149	8,398,089	297,549	913,201	582,303	290,700	55.5%	27.7%
SEQUOIA INS CO	CA	217,943,459	73,614,840	(8,012,260)	94,930,266	82,548,448	43,132,699	77.3%	40.4%
SERVICE INS CO	FL	26,500,165	21,214,462	1,252,874	3,946,304	(44,998)	1,439,522	N/A	58.0%
SIRIUS AMER INS CO	NY	1,807,735,542	533,689,605	101,393,956	485,348,319	396,654,209	144,275,309	71.7%	26.1%
SOMPO JAPAN INS CO OF AMER	NY	869,050,849	445,381,835	14,087,536	83,205,525	56,090,622	31,737,365	71.7%	40.6%
SOUTHERN INS CO	TX	55,682,285	30,907,107	187,443	6,018,596	10,889,073	1,537,474	100.1%	14.1%
SOUTHWEST MARINE & GEN INS CO	AZ	78,497,179	37,271,392	1,416,935	13,513,541	12,974,700	4,825,201	68.5%	25.5%
SPARTA INS CO	CT	477,853,199	254,463,199	(5,172,420)	129,901,416	94,230,382	36,896,963	82.6%	32.3%
SPRINGFIELD INS CO INC	CA	90,092,572	34,789,060	1,836,054	23,119,816	14,652,167	6,807,209	75.5%	35.1%
ST PAUL FIRE & MARINE INS CO	CT	18,414,741,674	5,713,603,754	401,464,061	4,923,568,421	3,713,016,089	1,563,566,009	76.1%	32.0%
ST PAUL GUARDIAN INS CO	CT	73,523,760	24,863,965	849,178	19,149,714	14,590,038	6,022,603	76.9%	31.7%
ST PAUL MEDICAL LIAB INS CO	CT	195,401,128	56,307,954	2,950,974	55,634,170	42,311,159	17,465,639	76.9%	31.7%
ST PAUL MERCURY INS CO	CT	352,976,730	132,144,192	5,052,885	76,598,855	58,360,228	24,090,561	76.9%	31.7%
ST PAUL PROTECTIVE INS CO	IL	500,375,161	221,609,716	9,742,252	111,068,340	84,622,337	34,931,321	76.9%	31.7%
STANDARD FIRE INS CO	CT	3,374,009,131	1,009,866,243	94,631,800	926,896,147	706,159,985	291,496,192	76.9%	31.7%
STANDARD GUAR INS CO	DE	182,041,857	93,364,583	35,741,335	118,710,932	32,290,952	40,172,489	27.9%	34.7%
STAR INS CO	MI	861,916,075	229,141,535	25,762,939	275,008,197	174,362,017	90,138,892	65.9%	34.0%
STARNET INS CO	DE	189,165,333	113,399,761	4,266,953	0	0	334,629	0.0%	0.0%
STARR IND & LIAB CO	TX	1,158,331,515	538,973,445	1,677,746	402,492,532	270,745,255	84,315,095	79.5%	24.8%
STATE AUTOMOBILE MUT INS CO	OH	2,156,907,267	785,493,605	(42,466,498)	437,246,190	279,079,127	139,768,507	82.2%	41.2%
STATE FARM FIRE & CAS CO	IL	27,243,276,598	7,748,684,908	(1,465,126,258)	14,161,401,447	12,695,353,738	3,956,005,352	91.3%	28.4%
STATE FARM GEN INS CO	IL	5,685,482,487	2,817,907,092	346,140,705	1,958,850,013	1,053,364,424	567,100,916	55.1%	29.7%
STATE FARM MUT AUTO INS CO	IL	108,097,364,056	60,791,023,998	1,088,190,761	32,844,238,480	26,908,130,672	7,527,494,949	82.4%	23.1%
STATE NATL INS CO INC	TX	204,377,323	140,708,366	5,691,594	51,925,610	20,994,611	27,896,118	39.5%	52.5%
STONEBRIDGE CAS INS CO	OH	275,775,173	89,811,706	10,238,312	122,975,108	73,516,146	46,315,330	59.7%	37.6%
STONEWALL INS CO	NE	96,670,339	68,815,464	389,789	426,582	2,275,476	398,541	2270.5%	397.7%

# Summary of Financial Condition as of December 31, 2011

## Property and Casualty Insurers

COMPANY NAME	STATE	ADMITTED ASSETS	CAPITAL & SURPLUS	NET INCOME	NET PREMIUMS WRITTEN	NET LOSSES & LAE	OTHER EXPENSES	NETLOSS & LAE RATIO	NET OTHER EXPENSE RATIO
STONEWOOD NATL INS CO	OH	8,127,964	8,127,964	(1,131,315)	603,579	768,461	242,326	75.4%	23.8%
STONINGTON INS CO	TX	52,600,217	53,733,537	26,101,053	(64,526,637)	20,707,846	(10,689,540)	67.6%	N/A
STRATFORD INS CO	NH	162,308,447	67,783,051	1,520,217	16,523,388	11,137,586	5,847,606	72.0%	37.8%
SUBLIMITY INS CO	OR	25,977,725	13,244,123	1,280,833	17,733,132	10,873,370	6,083,805	62.5%	35.0%
SUECIA INS CO	NY	50,735,760	21,637,536	1,027,601	6,041	240,285	136,238	3977.6%	2255.2%
SUN SURETY INS CO	SD	14,093,507	6,686,175	316,174	2,253,651	271,527	1,601,675	12.1%	71.1%
SURETEC INS CO	TX	122,816,131	66,447,182	4,371,564	49,775,083	16,983,595	27,254,452	36.2%	58.1%
SURETY BONDING CO OF AMER	SD	8,961,727	7,775,027	261,344	204,019	198,044	(270,792)	101.6%	N/A
SWISS REINS AMER CORP	NY	12,607,963,153	4,960,943,278	600,725,140	1,641,241,166	860,570,067	455,551,068	55.6%	29.4%
SYNCORA GUAR INC	NY	833,682,894	186,071,015	(30,405,023)	39,835,760	140,688,947	30,622,337	211.2%	46.0%
T H E INS CO	LA	169,952,240	52,686,873	1,061,226	47,656,147	31,944,156	18,189,423	70.0%	39.9%
TEACHERS INS CO	IL	275,201,518	120,358,452	7,996,290	171,933,122	135,359,779	48,364,014	77.6%	27.7%
TECHNOLOGY INS CO INC	NH	845,785,228	193,035,745	1,721,429	226,902,755	151,170,541	44,484,184	77.8%	22.9%
THE BAR PLAN MUT INS CO	MO	53,780,609	22,395,969	718,236	10,037,409	8,044,176	4,228,930	78.6%	41.3%
THE CINCINNATI IND CO	OH	93,402,039	73,019,496	2,076,896	0	0	0	0.0%	0.0%
TIG INS CO	CA	2,459,792,854	862,889,585	106,805,746	1,660,600	93,443,281	57,655,079	5627.1%	3471.9%
TITAN IND CO	TX	257,945,847	176,643,132	1,751,658	0	0	0	0.0%	0.0%
TNUS INS CO	NY	63,428,094	52,324,850	1,006,072	0	1,101,618	(761,898)	0.0%	0.0%
TOKIO MARINE & NICHIDO FIRE INS CO	NY	1,599,149,509	699,098,597	54,801,811	243,948,527	118,565,005	99,050,026	51.1%	42.7%
TORUS NATL INS CO	DE	111,235,917	81,670,689	(214,274)	12,135,385	5,528,123	2,761,917	81.7%	40.8%
TOWER INS CO OF NY	NY	981,612,496	280,537,419	25,907,936	364,594,778	242,025,931	122,930,367	69.9%	35.5%
TOYOTA MOTOR INS CO	IA	422,784,731	157,304,811	18,560,388	43,744,676	14,227,675	10,866,735	33.7%	25.7%
TRADERS & GEN INS CO	TX	52,158,866	49,191,098	459,622	0	0	0	0.0%	0.0%
TRANS PACIFIC INS CO	NY	63,546,945	49,082,745	994,242	395,990	1,591,026	(1,432,944)	387.8%	N/A
TRANSATLANTIC REINS CO	NY	13,307,828,581	3,843,832,125	(15,319,272)	3,291,535,705	2,780,247,424	967,623,748	85.7%	29.8%
TRANSQUARD INS CO OF AMER INC	IL	212,328,789	95,013,895	4,359,162	52,324,271	33,870,755	18,275,674	65.0%	35.1%
TRANSPORT INS CO	OH	39,342,275	8,710,942	(15,261,686)	0	7,851,047	1,373,538	0.0%	0.0%
TRANSPORTATION INS CO	IL	84,203,193	84,141,072	1,760,292	0	0	0	0.0%	0.0%
TRAVCO INS CO	CT	210,188,185	63,848,152	2,163,783	51,704,227	39,393,145	16,261,110	76.9%	31.7%
TRAVELERS CAS & SURETY CO	CT	14,784,708,655	4,897,219,874	620,261,692	3,899,681,727	2,970,536,579	1,254,425,322	76.9%	32.5%
TRAVELERS CAS & SURETY CO OF AMER	CT	4,256,447,550	1,652,075,268	416,199,532	1,245,277,589	338,103,435	475,007,877	27.2%	38.2%
TRAVELERS CAS CO OF CT	CT	312,791,674	84,214,475	4,505,168	90,003,655	68,573,270	28,306,410	76.9%	31.7%
TRAVELERS CAS INS CO OF AMER	CT	1,826,210,263	488,992,332	26,538,381	522,787,186	398,308,672	164,418,286	76.9%	31.7%
TRAVELERS COMMERCIAL CAS CO	CT	311,739,753	85,023,574	4,626,115	90,003,655	68,573,270	28,306,410	76.9%	31.7%
TRAVELERS COMMERCIAL INS CO	CT	333,287,972	83,735,522	3,739,179	90,003,655	68,573,270	28,306,410	76.9%	31.7%
TRAVELERS HOME & MARINE INS CO	CT	392,387,241	108,917,600	839,980	51,704,227	39,393,145	16,261,110	76.9%	31.7%
TRAVELERS IND CO	CT	20,948,653,374	6,975,266,199	404,161,268	4,462,174,880	3,397,489,067	1,403,048,009	76.8%	31.7%
TRAVELERS IND CO OF AMER	CT	602,651,243	165,707,634	1,611,598	147,452,796	112,343,457	46,374,358	76.9%	31.7%
TRAVELERS IND CO OF CT	CT	1,017,576,250	330,517,018	15,130,666	262,351,079	199,883,829	82,510,256	76.9%	31.7%



# Summary of Financial Condition as of December 31, 2011

## Property and Casualty Insurers

COMPANY NAME	STATE	ADMITTED ASSETS	CAPITAL & SURPLUS	NET INCOME	NET PREMIUMS WRITTEN	NET LOSSES & LAE	OTHER EXPENSES	NETLOSS & LAE RATIO	NET OTHER EXPENSE RATIO
TRAVELERS PROP CAS CO OF AMER	CT	792,229,785	433,730,300	11,411,813	68,938,970	52,524,201	21,672,394	76.9%	31.7%
TRAVELERS PROP CAS INS CO	CT	221,273,215	64,308,650	2,962,550	57,449,141	43,770,163	18,067,907	76.9%	31.7%
TRENWICK AMER REINS CORP	CT	109,075,217	33,242,582	437,941	55,388	(1,692,260)	67,781	N/A	122.4%
TRI STATE INS CO OF MN	MIN	34,177,929	32,061,335	942,828	0	0	0	0.0%	0.0%
TRIAD GUAR INS CORP	IL	839,887,395	234,118,496	(186,979,608)	156,684,228	354,223,064	17,376,304	223.0%	10.9%
TRINITY UNIVERSAL INS CO	TX	2,452,503,800	823,984,433	31,340,397	1,614,506,513	1,295,282,104	493,202,344	79.6%	30.3%
TRITON INS CO	TX	633,204,322	292,000,989	79,558,924	142,672,516	53,631,829	20,928,230	34.1%	13.3%
TRUCK INS EXCH	CA	1,976,388,787	554,496,411	(23,398,730)	1,097,079,294	825,381,044	388,239,741	73.2%	34.4%
TRUMBULL INS CO	CT	211,480,460	86,550,860	7,251,482	49,240,747	38,738,443	14,199,583	78.5%	28.8%
TWIN CITY FIRE INS CO CO	IN	647,610,430	290,226,956	18,851,514	147,722,241	116,215,330	42,598,748	78.5%	28.8%
ULLICO CAS CO	DE	384,796,602	93,087,736	(15,692,266)	137,357,963	126,581,366	47,375,760	93.0%	34.8%
UNDERWRITER FOR THE PROFESSIONS INS	CO	234,855,022	66,484,997	(4,213,912)	18,077,498	4,197,042	640,462	23.2%	3.5%
UNIGARD IND CO	WI	68,992,918	18,792,905	(2,948,572)	32,333,954	23,625,477	11,292,035	74.3%	35.5%
UNIGARD INS CO	WI	510,988,703	147,253,764	(8,964,285)	218,736,126	170,713,126	81,594,058	74.3%	35.5%
UNION INS CO	IA	89,664,806	28,699,816	892,344	0	0	0	0.0%	0.0%
UNIONE ITALIANA REINS CO OF AMER	NY	71,975,443	26,680,542	(974,232)	0	1,758,807	96,694	0.0%	0.0%
UNITED FINANCIAL CAS CO	OH	1,630,419,943	390,265,613	134,165,426	975,132,157	616,559,159	206,181,136	64.1%	21.4%
UNITED FIRE & CAS CO	IA	1,309,665,460	565,843,008	19,613,483	370,957,170	270,850,626	115,549,745	75.3%	32.1%
UNITED GUAR CREDIT INS CO	NC	23,285,402	19,834,927	325,298	685,326	724,054	293,930	96.2%	39.1%
UNITED GUAR MORTGAGE IND CO	NC	390,220,659	93,284,914	4,711,810	104,697,391	95,842,016	10,582,916	94.8%	10.5%
UNITED GUAR RESIDENTIAL INS CO	NC	2,502,214,335	1,062,459,791	94,729,855	524,945,012	324,091,598	110,739,175	71.5%	24.4%
UNITED GUAR RESIDENTIAL INS CO OF NC	NC	417,173,770	257,838,844	(696,632)	134,955,267	137,157,261	12,822,531	97.5%	9.1%
UNITED HERITAGE PROP & CAS CO	ID	31,525,619	12,408,507	1,306,502	18,084,170	11,444,962	5,707,369	66.5%	33.1%
UNITED NATL SPECIALTY INS CO	WI	80,879,687	59,761,313	1,982,186	4,810,838	3,695,635	1,968,258	71.0%	37.8%
UNITED SECURITY INS CO	CO	5,342,753	5,241,319	(692,878)	0	0	953,070	0.0%	0.0%
UNITED SERV AUTOMOBILE ASSN	TX	23,936,143,139	16,917,492,781	486,164,021	5,562,973,330	4,830,850,869	776,071,851	87.2%	14.0%
UNITED STATES FIDELITY & GUAR CO	CT	4,646,799,971	2,488,689,267	103,182,626	844,502,378	643,421,719	265,598,798	76.9%	31.7%
UNITED STATES FIRE INS CO	DE	2,722,948,415	894,815,188	(43,822,077)	697,298,780	474,123,728	222,891,253	81.0%	38.1%
UNITED STATES LIAB INS CO	PA	577,814,742	372,357,523	10,968,921	85,863,366	31,560,659	41,365,649	38.8%	50.9%
UNITED WI INS CO	WI	325,503,795	64,250,448	(5,612,013)	60,066,946	51,427,311	18,819,145	87.5%	32.0%
UNITRIN AUTO & HOME INS CO	NY	120,039,774	30,233,851	2,153,587	0	0	(1,417)	0.0%	0.0%
UNITRIN PREFERRED INS CO	NY	29,801,429	8,787,029	464,521	0	0	0	0.0%	0.0%
UNITRIN SAFEGUARD INS CO	WI	24,009,211	6,361,110	254,255	0	0	0	0.0%	0.0%
UNIVERSAL FIRE & CAS INS CO	IN	11,034,395	6,468,735	212,268	2,764,889	0	2,697,312	0.0%	97.6%
UNIVERSAL SURETY CO	NE	113,748,855	82,799,741	2,765,794	2,914,880	217,284	1,605,463	8.0%	59.3%
UNIVERSAL SURETY OF AMER	SD	23,936,567	14,950,639	361,612	2,851,770	892,722	2,446,087	27.1%	74.2%
UNIVERSAL UNDERWRITERS INS CO	KS	376,016,137	341,799,417	47,233,733	0	0	0	0.0%	0.0%
UNIVERSAL UNDERWRITERS OF TX INS	TX	11,781,895	9,392,601	270,588	0	0	0	0.0%	0.0%
US SPECIALTY INS CO	TX	1,889,734,956	507,298,471	61,125,762	460,902,070	303,588,116	128,132,685	67.5%	28.5%



# Summary of Financial Condition as of December 31, 2011

## Property and Casualty Insurers

COMPANY NAME	STATE	ADMITTED ASSETS	CAPITAL & SURPLUS	NET INCOME	NET PREMIUMS WRITTEN	NET LOSSES & LAE	OTHER EXPENSES	NETLOSS & LAE RATIO	NET OTHER EXPENSE RATIO
USAA CAS INS CO	TX	7,294,937,841	3,570,790,135	224,931,975	3,848,897,766	3,214,198,851	520,853,384	84.5%	13.7%
USAA GEN IND CO	TX	1,099,552,951	401,314,813	4,476,369	828,829,990	659,245,797	98,898,220	87.0%	13.0%
UTAH MEDICAL INS ASSOC	UT	282,823,716	81,393,626	10,140,146	50,305,085	41,246,705	4,934,085	82.4%	9.9%
UTICA MUT INS CO	NY	2,334,183,893	733,013,866	(45,917,797)	530,952,386	507,504,933	199,997,666	94.8%	37.4%
VALANT INS CO	DE	40,382,563	30,359,271	(3,038,849)	0	1,940,224	3,285,536	0.0%	0.0%
VALLEY FORCE INS CO	PA	71,230,793	71,186,888	2,466,777	0	0	0	0.0%	0.0%
VALLEY INS CO	CA	19,966,354	19,684,774	(422,483)	0	0	150	0.0%	0.0%
VANLINER INS CO	MO	298,724,874	115,935,400	22,527,419	87,324,125	58,031,037	27,844,118	63.6%	30.5%
VERLAN FIRE INS CO MD	NH	23,694,614	23,456,605	715,556	0	0	0	0.0%	0.0%
VICTORIA FIRE & CAS CO	OH	191,570,366	67,722,994	757,326	0	0	0	0.0%	0.0%
VIGILANT INS CO	NY	440,356,121	233,604,203	15,820,985	42,627,737	28,717,413	12,424,305	68.4%	29.6%
VIKING INS CO OF WI	WI	365,187,770	172,442,238	7,648,690	81,666,220	64,896,581	24,467,271	79.1%	29.8%
VIRGINIA SURETY CO INC	IL	970,139,840	286,292,512	72,192,711	292,192,483	151,728,357	84,772,884	46.7%	26.1%
WARNER INS CO	IL	18,289,404	11,809,309	122,054	0	0	260	0.0%	0.0%
WASHINGTON CAS CO	WA	25,123,986	19,817,889	3,117,832	(3,991,129)	0	0	0.0%	0.0%
WASHINGTON INTL INS CO	NH	115,538,596	66,328,767	5,864,013	4,353,568	(1,285,525)	931,274	N/A	20.1%
WAUSAU BUSINESS INS CO	WI	207,179,616	55,997,807	(3,416,857)	45,795,426	39,309,175	11,827,033	90.1%	27.1%
WAUSAU UNDERWRITERS INS CO	WI	284,476,242	101,309,477	(1,278,572)	45,795,426	39,309,175	11,827,033	90.1%	27.1%
WESCO INS CO	DE	326,593,334	82,579,875	5,589,850	61,303,003	25,198,753	1,960,415	68.8%	5.4%
WEST AMER INS CO	IN	327,758,052	253,984,433	8,865,356	0	0	0	0.0%	0.0%
WESTCHESTER FIRE INS CO	PA	2,420,497,569	1,104,623,979	101,973,234	343,278,219	195,476,522	93,344,808	59.4%	28.3%
WESTERN AGRIC INS CO	IA	148,771,141	58,314,101	2,938,301	87,753,365	64,147,847	22,651,650	75.4%	26.6%
WESTERN COMM INS CO	ID	30,685,431	24,873,154	1,179,395	0	0	(421,958)	0.0%	0.0%
WESTERN GEN INS CO	CA	64,203,947	27,833,482	(3,928,940)	28,202,119	19,021,139	14,182,389	69.2%	51.6%
WESTERN NATL ASSUR CO	MN	42,976,449	19,797,809	660,664	15,380,116	10,862,339	4,408,653	72.1%	29.3%
WESTERN NATL MUT INS CO	MN	588,538,076	269,598,798	11,544,208	196,828,341	135,779,208	55,108,141	72.1%	29.3%
WESTERN PROFESSIONAL INS CO	WA	13,209,960	13,085,307	326,410	0	0	73,651	0.0%	0.0%
WESTERN PROTECTORS INS CO	OR	12,888,694	9,337,816	619,911	(507,609)	(134,081)	(474,462)	100.0%	353.9%
WESTERN SURETY CO	SD	1,587,129,780	889,484,633	96,197,047	419,589,073	109,452,162	216,864,906	26.6%	52.7%
WESTERN UNITED INS CO	IN	245,106,097	108,006,073	8,073,524	82,340,750	57,534,929	25,053,986	70.7%	30.8%
WESTFIELD INS CO	OH	2,128,768,915	774,261,381	29,465,290	757,941,090	645,209,738	246,114,883	79.3%	30.2%
WESTPORT INS CORP	MO	5,656,595,337	1,940,946,973	135,257,876	99,589,940	114,507,292	10,095,447	112.0%	9.9%
WILLIAMSBURG NATL INS CO	MI	122,483,796	21,293,037	2,274,866	51,578,428	32,701,651	16,982,041	65.9%	34.2%
WILSHIRE INS CO	NC	158,835,366	75,961,460	(1,728,063)	42,892,506	35,443,852	14,926,827	85.8%	36.1%
WORK FIRST CAS CO	DE	41,756,481	6,740,544	(2,357,367)	28,684,071	27,301,725	5,173,529	93.6%	17.7%
WORKERS COMP EXCH	ID	10,470,110	614,981	0	4,334,710	4,148,609	327,309	95.7%	7.6%
WORKMENS AUTO INS CO	CA	47,957,138	9,612,319	(13,173,629)	49,458,329	53,319,969	18,469,317	99.2%	34.4%
WRM AMER IND CO INC	NY	63,914,738	52,736,870	(1,360,060)	7,587,252	4,840,073	3,198,782	84.0%	55.5%
XL INS AMER INC	DE	686,329,437	223,431,668	6,040,019	114,965,146	94,829,027	36,294,117	82.9%	31.7%

# Summary of Financial Condition as of December 31, 2011

## Property and Casualty Insurers

COMPANY NAME	STATE	ADMITTED ASSETS	CAPITAL & SURPLUS	NET INCOME	NET PREMIUMS WRITTEN	NET LOSSES & LAE	OTHER EXPENSES	NETLOSS & LAE RATIO	NET OTHER EXPENSE RATIO
XL REINS AMER INC	NY	5,128,542,003	2,093,693,608	73,303,983	747,273,448	616,388,671	235,911,762	82.9%	31.7%
XL SPECIALTY INS CO	DE	412,597,919	164,038,171	248,496	68,979,088	56,897,416	21,776,470	82.9%	31.7%
YORK INS CO	RI	19,954,799	10,526,390	603,690	22,612	(558,327)	276,216	N/A	1221.5%
YOSEMITE INS CO	IN	376,601,467	287,952,415	19,914,088	49,706,208	18,053,015	13,407,783	38.8%	28.8%
ZALE IND CO	TX	30,155,303	15,230,417	4,579,391	16,661,126	1,929,006	2,368,500	16.8%	20.6%
ZENITH INS CO	CA	1,714,102,071	620,078,852	(4,043,308)	493,837,723	403,992,006	205,963,245	83.1%	42.4%
ZURICH AMER INS CO	NY	28,729,165,335	7,018,779,407	960,441,660	4,155,752,341	3,420,066,675	859,575,465	78.8%	19.8%
ZURICH AMER INS CO OF IL	IL	41,128,460	35,324,290	1,631,280	0	0	0	0.0%	0.0%

## Summary of Financial Condition as of December 31, 2011

### Managed Care Organizations

COMPANY NAME	STATE	INCORPORATED DATE	LICENSED DATE	TOTAL ASSETS	LIABILITIES	CAPITAL & SURPLUS	NET INCOME	DIRECT PREMIUMS WRITTEN IN IDAHO
ADVANTAGE DENTAL PLAN INC	OR	10/13/1994	7/17/2003	1,764,888	356,284	1,408,604	14,796	0
ALPHA DENTAL PROGRAMS INC	TX	12/31/1985	6/4/2008	3,582,394	1,737,460	1,844,924	351,272	23,172
ALTIVUS HLTH PLANS INC	UT	7/1/1987	12/16/2004	101,697,241	46,846,840	54,850,401	9,577,826	20,242,025
HUMANA HLTH PLAN INC	KY	8/23/1982	3/1/2008	528,760,277	263,283,176	265,477,101	5,460,925	16,909,990
PACIFICSOURCE HLTH PLANS	OR	3/31/1933	5/19/2006	203,462,605	77,744,555	125,718,050	10,919,667	75,850,114
SELECTHEALTH INC	UT	12/27/1983	7/27/1995	487,715,235	160,704,151	327,011,084	51,273,370	1,196,125
WILLAMETTE DENTAL OF ID INC	ID	7/22/1998	9/11/1998	13,076,368	197,887	12,878,481	105,717	6,956,948

### Hospital and Professional Service Corporations

COMPANY NAME	STATE	INCORPORATED DATE	LICENSED DATE	TOTAL ASSETS	LIABILITIES	CAPITAL & SURPLUS	NET INCOME	DIRECT PREMIUMS WRITTEN IN IDAHO
DELTA DENTAL PLAN OF IDAHO, INC.	ID	6/21/1971	2/21/1973	28,831,891	9,347,302	19,484,590	1,566,985	31,490,525
VISION SERVICE PLAN OF IDAHO, INC.	ID	1/26/1968	4/1/1968	13,230,962	3,225,659	10,005,303	494,293	5,786,777

### Hospital Trusts

COMPANY NAME	STATE	INCORPORATED DATE	LICENSED DATE	TOTAL ASSETS	LIABILITIES	CAPITAL & SURPLUS	NET INCOME	DIRECT PREMIUMS WRITTEN IN IDAHO
NONE								

# Summary of Financial Condition as of December 31, 2011

## Fraternal Benefit Societies

COMPANY NAME	STATE	INCORPORATED DATE	LICENSED DATE	TOTAL ASSETS	LIABILITIES	SURPLUS	NET INCOME	TOTAL PAYMENTS RECD FROM IDAHO MEMBERS
CROATIAN FRATERNAL UNION OF AMER	PA	05/31/1897	08/13/1931	386,220,143	367,104,573	19,115,570	3,139,125	1,130
EVERENCE ASSN INC	IN	12/15/1964	10/19/1982	384,977,592	307,634,813	77,342,779	6,649,013	82,034
FIRST CATH SLOVAK LADIES ASSN USA	OH	10/20/1899	03/01/2008	676,100,757	590,271,287	85,829,470	(2,041,983)	0
INDEPENDENT ORDER OF FORESTERS US BR	CN	07/23/1881	07/14/1950	2,789,815,266	2,630,753,911	159,061,355	(92,780,191)	2,103,634
KNIGHTS OF COLUMBUS	CT	03/29/1882	01/01/1904	18,026,582,008	16,310,782,448	1,715,799,560	80,996,478	2,394,753
LUSO AMER LIFE INS SOCIETY	CA	07/01/1957	03/22/1991	84,959,579	79,575,154	5,384,425	(1,551,603)	18,247
MODERN WOODMEN OF AMER	IL	05/05/1884	05/29/1901	11,379,654,673	10,114,257,772	1,265,396,901	96,291,151	5,960,973
ORDER OF UNITED COMMERCIAL TRAVELERS	OH	10/04/1890	01/01/1906	21,468,563	10,496,960	10,971,603	(285,383)	5,774,887
ROYAL NEIGHBORS OF AMER	IL	03/21/1895	06/24/1901	792,485,851	581,004,276	211,481,575	(537,299)	293,299
SONS OF NORWAY	MN	10/28/1898	05/26/1941	325,776,265	318,072,981	7,703,284	389,995	295,484
THRIVENT FINANCIAL FOR LUTHERANS	WI	11/24/1902	12/01/1926	62,256,789,548	58,253,318,764	4,003,470,784	424,013,336	26,420,781
WOMANS LIFE INS SOCIETY	MI	04/06/1897	07/01/1901	189,725,571	163,773,731	25,951,840	(388,657)	567
WOODMEN WORLD ASSUR LIFE ASSN	CO	01/20/1891	05/29/1901	58,700,026	46,681,152	12,018,874	2,922	389,326
WOODMEN WORLD LIFE INS SOC	NE	01/01/1891	12/06/1926	9,340,672,299	8,536,162,438	804,509,861	35,116,136	47,241

# Summary of Financial Condition as of December 31, 2011

## County Mutual Fire Company

COMPANY NAME	STATE	ORGANIZED DATE	ADMITTED TO IDAHO	TOTAL ASSETS	LIABILITIES	SURPLUS	INCOME OVER DISBURSEMENTS	ASSESSMENTS AND FEES
NEZ PERCE FARMERS CO MUT FIRE INS CO	ID	01/01/1904	01/07/1095	617,958	39,207	578,751	(26,818)	130,996

### Title Companies

COMPANY NAME	STATE	INCORPORATED DATE	ADMITTED TO IDAHO	TOTAL ASSETS	LIABILITIES	CAPITAL PAID UP	SURPLUS	NET INCOME	DIRECT PREMIUMS WRITTEN IN IDAHO
AMERICAN GUAR TITLE INS CO	OK	07/02/1979	07/18/2005	18,107,348	5,589,611	2,000,000	10,517,737	551,326	0
CHICAGO TITLE INS CO	NE	08/31/1961	05/13/1966	1,869,004,379	1,240,549,086	2,000,000	628,455,293	103,824,852	13,427,673
COMMONWEALTH LAND TITLE INS CO	NE	03/31/1944	10/25/1972	609,197,230	409,061,054	1,649,306	198,486,870	13,700,736	3,472,569
FIDELITY NATL TITLE INS CO	CA	10/06/1981	11/29/1982	1,329,252,864	1,082,874,768	76,131,950	170,246,146	19,552,238	4,829,799
FIRST AMER TITLE INS CO	CA	09/24/1968	10/28/1969	2,159,258,040	1,330,925,193	200,000,000	628,332,847	89,746,991	20,828,744
INVESTORS TITLE INS CO	NC	01/28/1972	03/03/1997	112,104,237	59,563,480	2,000,000	50,540,757	5,293,483	0
NATIONAL TITLE INS OF NY INC	NY	03/14/1929	04/13/2011	70,525,346	49,894,522	2,014,516	18,616,308	4,037,354	594,498
OLD REPUBLIC NATL TITLE INS CO	MN	08/20/1907	12/08/1983	704,129,146	480,026,158	1,526,434	222,576,554	46,165,080	18,677,330
STEWART TITLE GUAR CO	TX	01/01/1908	04/16/1980	904,228,033	532,427,898	8,500,000	363,300,135	-4,166,464	6,957,051
UNITED GEN TITLE INS CO	CA	09/02/1983	08/10/1992	15,563,316	4,092,224	2,010,000	9,461,092	920,845	0
WESTCOR LAND TITLE INS CO	CA	01/11/1993	01/12/2007	38,278,431	24,065,014	3,283,750	10,929,667	1,148,679	5,440,810
WFG NATL TITLE INS CO	SC	06/18/1974	05/19/2005	23,334,606	9,804,001	2,025,000	11,505,605	-3,590,140	10,347

NAIC Data Current as of July 1, 2012

# Summary of Idaho Business Life or Health Insurers - Active 12/31/2011

COMPANY NAME	INCORPORATION DATE	LICENSED DATE	LINES OF BUSINESS	DIRECT IDAHO PREMIUMS WRITTEN	DIRECT IDAHO CLAIMS & BENEFITS	COMPLAINT COUNTS as of 12/31/11 [Note 1]
4 EVER LIFE INS CO	09/22/1949	12/19/1952	01, 02	32,168	678	-
5 STAR LIFE INS CO	05/24/1943	12/01/1987	01, 02	1,009,208	808,030	-
AAA LIFE INS CO	06/05/1969	08/26/1970	01, 02	840,458	207,098	-
ABILITY INS CO	10/06/1967	04/22/1970	01, 02	2,170,844	1,950,431	1
ACACIA LIFE INS CO	03/03/1869	01/24/1996	01	636,436	114,017	-
ACCENDO INS CO	12/08/1955	06/17/1974	01, 02, 21	1,055,659	648,542	-
ACE LIFE INS CO	07/09/1965	05/04/1966	01, 02	0	0	-
ADVANTAGE DENTAL PLAN INC	10/13/1994	07/17/2003	24	0	0	-
AETNA HLTH & LIFE INS CO	08/19/1971	08/14/1981	01, 02	0	0	-
AETNA HLTH INS CO	07/08/1938	08/29/1968	01, 02	0	0	-
AETNA LIFE INS CO	05/01/1853	05/18/1897	01, 02, 21	22,540,479	20,246,830	2
ALL SAVERS INS CO	02/12/1986	07/31/1996	01, 02	0	0	-
ALLIANZ LIFE & ANN CO	01/25/1984	03/22/1991	01, 21	0	3,816	-
ALLIANZ LIFE INS CO OF N AMER	08/10/1979	10/02/1980	01, 02, 21	42,680,601	37,576,665	1
ALLSTATE ASSUR CO	06/28/1967	12/19/1967	01, 21	0	2,458	-
ALLSTATE LIFE INS CO	03/06/1957	10/23/1957	01, 02, 21	5,771,156	19,343,962	-
ALPHA DENTAL PROGRAMS INC	12/31/1985	06/04/2008	24	23,172	36,436	-
ALTUS HLTH PLANS INC	07/01/1987	12/16/2004	24	20,242,025	17,062,061	2
AMALGAMATED LIFE INS CO	09/29/1943	12/12/2008	01, 02	0	0	-
AMERICAN AMICABLE LIFE INS CO OF TX	09/22/1981	07/07/1987	01, 02	147,121	290,723	-
AMERICAN BANKERS LIFE ASSUR CO OF FL	02/08/1952	08/12/1952	01, 02	726,621	246,283	-
AMERICAN EQUITY INVEST LIFE INS CO	12/19/1980	01/22/1982	01, 21	30,951,207	10,025,759	-
AMERICAN FAMILY LIFE ASSUR CO OF COL	11/17/1955	05/20/1970	01, 02	29,695,363	17,279,288	2
AMERICAN FAMILY LIFE INS CO	11/21/1957	03/28/2001	01, 02, 21	1,492,688	542,481	-
AMERICAN FARMERS & RANCHERS LIFE INS	12/30/1999	09/16/2005	01	1,206	0	-
AMERICAN FIDELITY ASSUR CO	11/30/1960	11/15/1968	01, 02, 21	8,646,221	4,985,544	-
AMERICAN FIDELITY LIFE INS CO	08/15/1956	10/21/1965	01	37,697	28,219	-
AMERICAN GEN ASSUR CO	11/21/1929	12/30/1966	01, 02	243,462	113,400	-
AMERICAN GEN LIFE & ACC INS CO	02/28/1900	11/28/2000	01, 02	61,413	107,451	-
AMERICAN GEN LIFE INS CO	01/10/1917	06/21/1961	01, 02, 21	10,654,948	6,822,751	-
AMERICAN GEN LIFE INS CO OF DE	06/18/1962	11/23/1977	01, 02, 21	307,939	949,487	-
AMERICAN HERITAGE LIFE INS CO	09/11/1956	06/18/1962	01, 02	1,448,493	627,646	-
AMERICAN HLTH & LIFE INS CO	06/16/1954	09/13/1954	01, 02	604,742	335,843	-
AMERICAN HOME LIFE INS CO	05/03/1909	11/30/1970	01	44,974	9,567	-
AMERICAN INCOME LIFE INS CO	07/16/1954	08/09/1967	01, 02	3,246,753	642,061	-
AMERICAN LIFE & SECURITY CORP	09/15/1960	06/23/1987	01, 02	2,961	3,019	-
AMERICAN MATURITY LIFE INS CO	10/24/1972	06/03/1983	01, 02, 21	0	76,313	-
AMERICAN MEDICAL SECURITY LIFE INS C	02/23/1966	04/16/1991	01, 02	0	0	-

## Summary of Idaho Business Life or Health Insurers - Active 12/31/2011

COMPANY NAME	INCORPORATION DATE	LICENSED DATE	LINES OF BUSINESS	DIRECT IDAHO PREMIUMS WRITTEN	DIRECT IDAHO CLAIMS & BENEFITS	COMPLAINT COUNTS as of 12/31/11 [Note 1]
AMERICAN MEMORIAL LIFE INS CO	03/18/1959	06/28/1968	01, 02	502,427	647,203	1
AMERICAN MODERN LIFE INS CO	12/12/1956	12/14/1978	01, 02	708,392	285,066	-
AMERICAN NATL INS CO	03/19/1905	04/23/1934	01, 02, 21	7,522,816	3,313,943	-
AMERICAN NATL LIFE INS CO OF TX	12/02/1954	04/01/1973	01, 02	71,856	41,082	-
AMERICAN PHOENIX LIFE & REASSUR CO	06/24/1991	04/03/1997	01, 02	0	0	-
AMERICAN PIONEER LIFE INS CO	07/05/1961	07/13/1987	01, 02	54,077	51,656	-
AMERICAN PUBLIC LIFE INS CO	11/28/1945	10/24/2005	01, 02	46,377	331,403	-
AMERICAN REPUBLIC INS CO	04/04/1929	08/12/1952	01, 02, 21	652,321	538,143	-
AMERICAN SPECIALTY HLTH INS CO	12/27/1972	11/01/1989	01, 02	0	0	-
AMERICAN UNDERWRITERS LIFE INS CO	09/21/1977	03/05/1987	01, 02	1,400,903	945,961	-
AMERICAN UNITED LIFE INS CO	11/07/1877	07/08/1949	01, 02, 21	28,854,936	2,372,964	-
AMERICO FIN LIFE & ANN INS CO	07/01/1946	02/01/1957	01, 02	193,795	656,145	-
AMERITAS LIFE INS CORP	04/06/1987	11/13/1952	01, 02, 21	6,839,494	3,864,648	1
AMICA LIFE INS CO	06/13/1968	03/01/1989	01	126,387	52,332	-
ANNUITY INVESTORS LIFE INS CO	11/13/1981	01/20/1984	01, 02, 21	847,077	985,576	-
ANTHEM INS CO INC	05/22/1944	09/25/1992		0	0	-
ANTHEM LIFE INS CO	06/10/1953	10/18/1982	01, 02	4,663	5,000	-
ASSURITY LIFE INS CO	03/24/1964	11/24/1969	01, 02	1,310,217	974,909	-
ATHENE ANNUITY & LIFE ASSUR CO	06/28/1909	06/30/1917	01, 02, 21	1,185,102	3,044,177	1
AURORA NATL LIFE ASSUR CO	04/27/1961	06/23/1963	01, 02	101,952	2,136,682	-
AUTO OWNERS LIFE INS CO	09/28/1965	09/06/2005	01, 02	420,380	158,635	-
AVIVA LIFE & ANN CO	02/15/1896	04/02/1914	01, 02	30,607,935	19,733,215	-
AXA CORP SOLUTIONS LIFE REINS CO	05/20/1981	12/16/1981	01	0	0	-
AXA EQUITABLE LIFE & ANN CO	01/18/1984	11/26/1985	01, 02, 21	19,055	11,423	-
AXA EQUITABLE LIFE INS CO	07/26/1859	05/15/1896	01, 02, 21	22,442,303	26,359,138	-
BALBOA LIFE INS CO	08/06/1968	11/24/1972	01, 02	154,178	(1,336)	-
BALTIMORE LIFE INS CO	03/27/1882	08/23/1991	01, 02	242,070	181,101	-
BANKERS FIDELITY LIFE INS CO	06/13/1955	05/02/1997	01, 02	1,331,278	941,546	-
BANKERS LIFE & CAS CO	04/06/1880	08/20/1952	01, 02	18,459,736	23,312,733	6
BANKERS LIFE INS CO	04/11/1973	02/27/1996	01, 02	226	0	-
BANKERS RESERVE LIFE INS CO OF WI	01/05/1961	04/25/2006	01, 02	0	0	-
BANNER LIFE INS CO	09/21/1981	05/27/1982	01, 02, 21	2,889,353	1,331,851	1
BENEFICIAL LIFE INS CO	05/10/1905	06/07/1905	01, 02	13,638,080	38,553,978	1
BERKLEY LIFE & HLTH INS CO	11/19/1962	12/08/1964	01, 02	130,690	55,919	-
BERKSHIRE HATHAWAY LIFE INS CO NE	05/14/1993	01/26/1999	01	0	31,640	-
BERKSHIRE LIFE INS CO OF AMER	01/02/1968	08/25/1976	01, 02	1,078,613	561,907	-
BEST LIFE & HLTH INS CO	11/28/1962	07/20/1981	01, 02	547,541	440,867	-
BLUE CROSS OF ID HLTH SERV INC	12/31/1977	12/31/1977	23	1,236,925,642	1,069,990,358	10

# Summary of Idaho Business Life or Health Insurers - Active 12/31/2011

COMPANY NAME	INCORPORATION DATE	LICENSED DATE	LINES OF BUSINESS	DIRECT IDAHO PREMIUMS WRITTEN	DIRECT IDAHO CLAIMS & BENEFITS	COMPLAINT COUNTS as of 12/31/11 [Note 1]
BOSTON MUT LIFE INS CO	08/18/1891	10/02/1980	01, 02	195,062	101,296	-
BROKERS NATL LIFE ASSUR CO	07/08/1964	10/04/1976	01, 02	1,563,392	1,125,591	-
CAPITOL LIFE INS CO	07/01/1905	06/13/1913	01, 02, 21	0	10,480	-
CATAMARAN INS OF OHIO INC	10/18/1948	10/16/1991	01, 02	1,904	0	-
CELTIC INS CO	05/03/1949	07/10/1957	01, 02	19,944	12,942	-
CENTRAL SECURITY LIFE INS CO	02/21/1955	11/08/1983	01, 02	4,095	38,410	-
CENTRAL STATES H & L CO OF OMAHA	06/02/1932	04/01/1951	01, 02	159,996	104,482	-
CENTRAL UNITED LIFE INS CO	09/04/1962	09/07/1966	01, 02	142,891	919,846	-
CENTRE LIFE INS CO	10/06/1926	08/16/1977	01, 02	20,978	46,329	-
CENTURION LIFE INS CO	05/10/1956	08/25/1978	01, 02	109,087	277,198	-
CHARTER NATL LIFE INS CO	12/07/1955	08/16/1962	01, 02, 21	0	465	-
CHESAPEAKE LIFE INS CO	04/20/1956	12/29/1967	01, 02	176,157	151,268	-
CHRISTIAN FIDELITY LIFE INS CO	04/25/1935	08/01/1988	01, 02	3,736	5,085	-
CHURCH LIFE INS CORP	06/24/1922	02/08/2005	01, 02	74,712	13,965	-
CICA LIFE INS CO OF AMER	02/14/1968	08/01/1997	01, 02	56,307	289,372	-
CIGNA HLTH & LIFE INS CO	05/02/1963	06/24/1975	01, 02, 21	1,662,807	896,123	-
CINCINNATI LIFE INS CO	07/02/1987	09/14/1988	01, 02	864,739	52,180	-
CM LIFE INS CO	05/19/1981	03/31/1982	01, 02, 21	642,806	1,437,881	-
CMFG LIFE INS CO	05/20/1935	07/03/1956	01, 02, 21	17,856,819	11,160,797	-
COLONIAL LIFE & ACCIDENT INS CO	04/13/1939	02/21/1963	01, 02	3,448,803	2,073,827	1
COLONIAL PENN LIFE INS CO	12/03/1957	10/19/1967	01, 02, 21	1,138,060	745,707	-
COLORADO BANKERS LIFE INS CO	05/28/1974	10/28/1983	01, 02	70,334	39,764	-
COLUMBIAN LIFE INS CO	03/18/1988	09/03/1999	01, 02	198,135	136,588	-
COLUMBIAN MUT LIFE INS CO	11/01/1882	10/03/1990	01, 02	133,276	86,315	-
COLUMBUS LIFE INS CO	09/08/1986	09/12/1995	01, 02, 21	532,155	15,094	-
COMBINED INS CO OF AMER	10/02/1919	03/01/1948	01, 02	5,080,995	2,398,913	1
COMMERCIAL TRAVELERS MUT INS CO	03/20/1883	08/13/1981	02	3,886	0	-
COMMONWEALTH ANN & LIFE INS CO	07/26/1974	01/01/1975	01, 02, 21	520,842	5,164,470	-
COMPANION LIFE INS CO	06/21/1970	09/16/1981	01, 02	1,466,580	658,110	-
COMPBENEFITS INS CO	05/13/1959	09/08/1986	01	204	0	-
CONNECTICUT GEN LIFE INS CO	06/22/1865	01/18/1946	01, 02, 21	12,847,477	11,614,159	-
CONSECO LIFE INS CO	01/30/1962	10/02/1964	01, 02	666,854	2,250,797	2
CONSTITUTION LIFE INS CO	06/11/1929	01/05/1949	01, 02	10,046	10,691	-
CONTINENTAL AMER INS CO	11/25/1968	12/04/2002	01, 02	479,865	303,212	-
CONTINENTAL ASSUR CO	02/08/1911	07/09/1952	01, 02	26,481	72,962	-
CONTINENTAL GEN INS CO	05/21/1961	07/25/1974	01, 02	220,019	186,539	-
CONTINENTAL LIFE INS CO BRENTWOOD	12/05/1983	10/26/1988	01, 02	235,552	117,835	-
CORVESTA LIFE INS CO	09/25/1965	10/18/1994	01, 02	0	0	-



## Summary of Idaho Business Life or Health Insurers - Active 12/31/2011

COMPANY NAME	INCORPORATION DATE	LICENSED DATE	LINES OF BUSINESS	DIRECT IDAHO PREMIUMS WRITTEN	DIRECT IDAHO CLAIMS & BENEFITS	COMPLAINT COUNTS as of 12/31/11 [Note 1]
COUNTRY INVESTORS LIFE ASSUR CO	10/13/1981	02/04/1999	01, 02, 21	14,761	30,236	-
COUNTRY LIFE INS CO	11/24/1928	11/08/1962	01, 02	469,165	1,433,382	-
COVENTRY HLTH & LIFE INS CO	04/24/1968	09/02/2011	02	0	0	-
CSI LIFE INS CO	11/21/1973	09/10/2004	01, 02	672	0	-
DEARBORN NATL LIFE INS CO	08/23/1966	08/28/1975	01, 23	117,326	240,605	-
DELAWARE AMER LIFE INS CO	11/04/1964	01/23/1978	01, 02	7,487	150,000	-
DENTEGRA INS CO	07/27/1966	12/17/1980	01, 02	669,060	443,488	-
DESERET MUT INS CO	12/31/1968	08/09/2004	02	7,700,353	5,901,257	-
DIRECT GEN LIFE INS CO	11/17/1982	06/22/1983	01, 02	0	0	-
EDUCATORS MUT INS ASSOC	06/26/1935	10/24/2005	02	292,713	250,270	-
EMC NATL LIFE CO	08/01/1962	10/18/1974	01, 02	215,957	82,572	-
EMPHEYS INS CO	03/12/1978	10/29/1996	01, 02	0	0	-
EMPLOYEES LIFE CO MUT	03/14/1946	07/13/1982	01	94,971	311,957	-
EMPLOYERS REASSUR CORP	08/20/1986	07/13/1987	01, 02	0	0	-
ENVISION INS CO	02/08/2006	07/29/2008	02	140,654	125,077	-
EQUITABLE LIFE & CAS INS CO	06/30/1935	05/20/1980	01, 02	1,813,793	1,609,526	-
EQUITRUST LIFE INS CO	06/03/1966	08/11/1971	01, 02, 21	4,562,203	2,061,845	-
EVERENCE INS CO	02/04/1987	08/12/1988	01, 02	0	0	-
EXPRESS SCRIPTS INS CO	10/18/1994	11/15/2006	02	0	0	-
FAMILY HERITAGE LIFE INS CO OF AMER	08/22/1989	02/14/2000	01, 02	577,385	847	-
FAMILY LIFE INS CO	06/01/1949	07/09/1953	01, 02, 21	2,458,506	1,797,759	-
FAMILY SERV LIFE INS CO	05/05/1955	07/07/1988	01	0	0	-
FARM BUREAU LIFE INS CO	10/30/1944	07/03/1995	01, 02, 21	26,987,086	18,961,332	-
FARMERS NEW WORLD LIFE INS CO	02/21/1910	12/03/1912	01, 02, 21	9,626,309	6,578,337	-
FEDERAL LIFE INS CO	09/08/1899	12/20/1971	01, 02	15,804	55,352	-
FEDERATED LIFE INS CO	12/09/1958	08/05/1983	01, 02, 21	278,394	100,461	-
FIDELITY & GUAR LIFE INS CO	12/16/1959	06/15/1960	01, 02, 21	3,111,445	4,812,481	-
FIDELITY INVESTMENTS LIFE INS CO	05/13/1981	03/01/1984	01, 02, 21	6,202,166	3,738,145	-
FIDELITY LIFE ASSN A LEGAL RESERVE L	02/24/1896	03/18/1975	01, 02	306,295	85,627	-
FIDELITY SECURITY LIFE INS CO	01/17/1969	04/01/1977	01, 02, 21	713,035	949,736	-
FINANCIAL AMER LIFE INS CO	06/01/1964	08/31/2004	01, 02	0	(21)	-
FINANCIAL ASSUR LIFE INS CO	01/05/1912	12/20/1988	01	664	0	-
FIRST ALLMERICA FIN LIFE INS CO	03/16/1844	08/03/1948	01, 02, 21	13,180	72,258	-
FIRST HLTH LIFE & HLTH INS CO	12/29/1978	09/30/1980	01, 02	8,157,935	6,941,558	-
FIRST INVESTORS LIFE INS CO	08/03/1962	06/15/2004	01, 02, 21	33,400	159,154	-
FIRST PENN PACIFIC LIFE INS CO	06/19/1963	07/11/1980	01, 02, 21	500,266	479,251	-
FORETHOUGHT LIFE INS CO	02/14/1980	08/06/1982	01, 02, 21	5,882,004	2,956,484	-
FUNERAL DIRECTORS LIFE INS CO	02/27/1981	02/19/1997	01, 02	95	11,248	-

## Summary of Idaho Business Life or Health Insurers - Active 12/31/2011

COMPANY NAME	INCORPORATION DATE	LICENSED DATE	LINES OF BUSINESS	DIRECT IDAHO PREMIUMS WRITTEN	DIRECT IDAHO CLAIMS & BENEFITS	COMPLAINT COUNTS as of 12/31/11 [Note 1]
GARDEN STATE LIFE INS CO	06/22/1956	06/25/1965	01, 02	87,500	430	-
GENERAL AMER LIFE INS CO	06/24/1933	05/22/1953	01, 02, 21	603,800	4,039,866	-
GENERAL FIDELITY LIFE INS CO	08/11/1980	12/31/1981	01, 02	8,561	0	-
GENERAL RE LIFE CORP	06/21/1967	12/08/1987	01, 02	0	0	-
GENERALI USA LIFE REASSUR CO	07/13/1982	06/27/1983	01, 02	0	0	-
GENERATION LIFE INS CO	11/02/1965	12/27/1971	01, 02	0	0	-
GENWORTH LIFE & ANN INS CO	03/21/1871	09/08/1982	01, 02, 21	7,556,860	10,660,660	-
GENWORTH LIFE INS CO	09/28/1956	11/15/1956	01, 02	13,302,986	11,731,135	-
GERBER LIFE INS CO	12/22/1967	04/18/1969	01, 02	2,032,667	962,964	-
GLOBE LIFE & ACCIDENT INS CO	11/29/1979	12/31/1980	01, 02	1,750,527	1,131,259	1
GOLDEN RULE INS CO	06/17/1959	07/16/1982	01, 02	173,363	404,830	-
GOVERNMENT PERSONNEL MUT LIFE INS CO	05/15/1934	10/29/2002	01, 02	221,269	145,523	-
GREAT AMER LIFE INS CO	12/15/1959	03/31/1982	01, 02	16,347,895	8,209,090	-
GREAT FIDELITY LIFE INS CO	05/01/1952	10/21/1988	01, 02	0	0	-
GREAT SOUTHERN LIFE INS CO	03/01/1909	12/31/1979	01, 02	86,264	187,069	-
GREAT W LIFE & ANN INS CO	03/29/1907	10/06/1976	01, 02, 21	14,731,267	7,124,670	-
GREAT WESTERN INS CO	03/01/1983	04/29/1987	01	7,107,262	3,796,664	-
GROUP HLTH OPTIONS INC	01/30/1990	08/17/1995	23	9,566,716	7,739,922	-
GUARANTEE TRUST LIFE INS CO	05/19/1936	08/01/1961	01, 02	216,515	102,588	-
GUARDIAN INS & ANN CO INC	03/02/1970	12/08/1987	01, 21	2,685,801	736,250	-
GUARDIAN LIFE INS CO OF AMER	04/10/1860	05/20/1947	01, 02, 20, 21	6,844,149	3,609,861	-
GUGGENHEIM LIFE & ANN CO	08/25/1985	10/30/1990	01, 02	0	230,157	-
HARTFORD LIFE & ACCIDENT INS CO	02/14/1967	05/02/1968	01, 02, 21	12,879,615	10,756,183	1
HARTFORD LIFE & ANN INS CO	01/09/1956	03/03/1971	01, 02, 21	8,318,805	30,801,809	-
HARTFORD LIFE INS CO	02/16/1978	07/24/1978	01, 02, 21	1,845,349	28,413,464	-
HCC LIFE INS CO	12/03/1980	05/07/1982	01, 02	3,804,885	1,867,916	-
HCSC INS SERV CO	02/06/1958	06/20/1984	01, 02	0	0	-
HEALTH CARE SERV CORP A MUT LEGAL RE	10/01/1936	09/29/2005	02	138,576	156,888	-
HEALTH NET LIFE INS CO	11/19/1956	07/25/1974	01, 02	1,470,137	1,362,619	-
HEALTHMARKETS INS CO	06/11/1981	01/04/1982	01, 02	0	0	-
HEALTHSPRING LIFE & HLTH INS CO INC	02/27/2007	06/01/2010	02	3,248,738	2,802,937	-
HERITAGE LIFE INS CO	07/26/1957	07/19/1965	01, 02	0	0	-
HERITAGE UNION LIFE INS CO	11/22/1963	12/29/1980	01, 02	8,764	1,844	-
HM HLTH INS CO	12/08/1954	07/31/1967	01, 02	0	0	-
HM LIFE INS CO	04/24/1981	03/30/1982	01, 02	1,712,323	1,737,826	-
HOMESTEADERS LIFE CO	01/05/1906	11/24/1986	01, 21	214,186	79,589	-
HORACE MANN LIFE INS CO	08/09/1949	05/09/1960	01, 02, 21	1,612,069	1,168,553	-
HOUSEHOLD LIFE INS CO	12/18/1980	08/16/1991	01, 02	526,455	186,043	-

## Summary of Idaho Business Life or Health Insurers - Active 12/31/2011

COMPANY NAME	INCORPORATION DATE	LICENSED DATE	LINES OF BUSINESS	DIRECT IDAHO PREMIUMS WRITTEN	DIRECT IDAHO CLAIMS & BENEFITS	COMPLAINT COUNTS as of 12/31/11 [Note 1]
HUMANA HLTH PLAN INC	08/23/1982	03/01/2008	24	16,909,990	15,684,242	-
HUMANA INS CO	12/12/1968	08/06/1984	01, 02, 20	93,752,782	74,199,758	1
HUMANADENTAL INS CO	09/26/1908	04/01/1977	01, 02	217,453	136,476	-
IA AMER LIFE INS CO	05/30/1980	06/30/1981	01, 02	1,617	56,324	-
IDEALIFE INS CO	06/15/1981	12/12/1986	01, 02	8,325	76,737	-
ILLINOIS MUT LIFE INS CO	07/09/1912	05/28/1991	01, 02	347,595	7,004	-
INDEPENDENCE LIFE & ANN CO	10/11/1945	07/13/1956	01, 02, 21	0	0	-
INDIVIDUAL ASSUR CO LIFE HLTH & ACC	10/18/1973	09/02/1981	01, 02	(2,937)	63,713	-
INDUSTRIAL ALLIANCE PACIFIC INS & FI	04/29/1967	11/26/1976	01, 02	105,419	205,035	-
ING LIFE INS & ANN CO	04/10/1954	11/17/1976	01, 02, 21	24,320,427	25,304,333	-
ING USA ANN & LIFE INS CO	01/02/1973	05/25/1973	01, 02, 21	5,568,083	31,821,205	-
INTEGRITY LIFE INS CO	05/03/1966	07/23/1982	01, 02, 21	1,055,666	940,530	-
INVESTORS CONSOLIDATED INS CO	01/02/1975	10/05/2009	01, 02	0	0	-
INVESTORS INS CORP	06/22/1987	11/28/1961	01, 02	1,123	981,970	-
INVESTORS LIFE INS CO N AMER	06/19/1963	09/24/1968	01, 02, 21	68,152	607,891	-
JACKSON NATL LIFE INS CO	06/19/1961	06/12/1981	01, 02, 21	88,667,645	31,803,168	-
JEFFERSON NATL LIFE INS CO	02/08/1937	09/20/1966	01, 02, 21	800,213	799,852	-
JMIC LIFE INS CO	04/16/1979	10/16/1991	01, 02	(640)	359	-
JOHN ALDEN LIFE INS CO	05/19/1973	08/06/1973	01, 02	3,535,981	2,728,913	-
JOHN HANCOCK LIFE & HLTH INS CO	05/27/1981	07/13/1982	01, 02, 21	2,211	128,917	-
JOHN HANCOCK LIFE INS CO (USA)	08/20/1955	06/20/1956	01, 02, 21	22,882,385	51,892,542	-
KANAWHA INS CO	05/22/1958	07/25/1995	01, 02	152,530	157,885	-
KANSAS CITY LIFE INS CO	05/05/1895	06/24/1913	01, 02, 21	2,423,879	1,291,418	-
LAFAYETTE LIFE INS CO	12/06/1905	09/25/1973	01, 02	11,156,032	425,125	-
LANDCAR LIFE INS CO	09/10/1980	05/02/1997	01, 02	89,286	83,414	-
LANDMARK LIFE INS CO	08/06/1964	05/18/2011	01	665	0	-
LIBERTY BANKERS LIFE INS CO	11/14/1957	07/23/1987	01, 02	876,721	1,042,453	-
LIBERTY LIFE ASSUR CO OF BOSTON	09/11/1963	06/18/1965	01, 02, 21	2,744,694	2,631,210	-
LIBERTY NATL LIFE INS CO	07/01/1929	01/15/1980	01, 02, 21	613,552	213,820	-
LIFE INS CO OF N AMER	09/21/1956	07/10/1957	01, 02	10,207,068	6,106,717	1
LIFE INS CO OF THE SOUTHWEST	03/08/1955	04/27/1982	01, 02, 21	1,757,928	1,286,002	-
LIFE OF THE SOUTH INS CO	09/22/1981	09/14/2006	01, 02	0	0	-
LIFEMAP ASSUR CO	03/09/1964	12/17/1987	01, 02	10,491,713	7,461,794	-
LIFESECURE INS CO	06/11/1954	03/01/1983	01, 02	73,376	191,220	-
LIFESHIELD NATL INS CO	04/28/1982	03/03/1986	01, 02	94	0	-
LIFEWISE ASSUR CO	09/11/1981	05/09/1991	01, 02	1,500,581	679,376	-
LIFEWISE HLTH PLAN OF OR INC	08/07/1986	04/11/1995	01, 02	0	0	-
LINCOLN BENEFIT LIFE CO	10/18/1938	04/01/1973	01, 02, 21	7,110,295	14,487,174	-

## Summary of Idaho Business Life or Health Insurers - Active 12/31/2011

COMPANY NAME	INCORPORATION DATE	LICENSED DATE	LINES OF BUSINESS	DIRECT IDAHO PREMIUMS WRITTEN	DIRECT IDAHO CLAIMS & BENEFITS	COMPLAINT COUNTS as of 12/31/11 [Note 1]
LINCOLN HERITAGE LIFE INS CO	08/15/1963	05/19/1975	01, 02	4,157,534	1,363,172	-
LINCOLN LIFE & ANN CO OF NY	10/27/1897	11/03/1977	01, 02	31,701	363,721	-
LINCOLN MUT LIFE & CAS INS CO	09/13/1935	09/03/1949	01, 02	542	0	-
LINCOLN NATL LIFE INS CO	06/12/1905	09/01/1937	01, 02, 20, 21	70,898,967	47,314,507	-
LONDON LIFE REINS CO	03/26/1969	07/18/1978	01, 02	0	0	-
LONGEVITY INS CO	01/08/1965	05/16/1968	01, 02	0	0	-
LOYAL AMER LIFE INS CO	05/18/1955	07/03/1972	01, 02	1,024,984	760,312	-
MADISON NATL LIFE INS CO INC	10/17/1961	12/23/1987	01, 02	383,022	211,396	-
MANHATTAN LIFE INS CO	05/29/1850	08/24/1959	01, 02	16,710	901,901	-
MANHATTAN NATL LIFE INS CO	12/20/1956	08/21/1963	01, 02	39,948	15,029	-
MARQUETTE NATL LIFE INS CO	11/10/1967	05/12/1982	01, 02	26,305	26,669	-
MASSACHUSETTS MUT LIFE INS CO	05/15/1851	09/15/1949	01, 02, 21	22,346,350	16,528,338	-
MEDAMERICA INS CO	04/05/1966	08/19/1987	01, 02	365,689	142,848	-
MEDCO CONTAINMENT LIFE INS CO	08/30/1954	09/29/1981	01, 02	3,892,967	3,899,355	-
MEDICO INS CO	04/26/1930	09/05/1962	01, 02	529,356	447,055	-
MEGA LIFE & HLTH INS CO THE	11/05/1981	06/01/1983	01, 02, 21	5,609,183	4,958,551	1
MEMBERS HLTH INS CO	05/20/1982	04/18/1983	01, 02	0	0	-
MEMBERS LIFE INS CO	02/27/1976	09/22/1978	01, 02, 21	1,287	1,200	-
MERIT LIFE INS CO	09/06/1957	12/08/1975	01, 02	574,441	388,857	-
METLIFE INS CO OF CT	07/17/1863	06/25/1893	01, 02, 21	1,434,309	14,275,657	-
METLIFE INVESTORS INS CO	08/17/1981	05/03/1982	01, 02, 21	3,984,331	4,958,725	-
METLIFE INVESTORS USA INS CO	09/13/1960	06/26/1975	01, 02, 21	54,918,118	13,848,046	-
METROPOLITAN LIFE INS CO	03/24/1868	03/02/1915	01, 02, 21	34,268,451	126,055,444	2
METROPOLITAN TOWER LIFE INS CO	03/04/1982	10/05/1983	01, 02, 21	285,622	1,108,788	-
MID WEST NATL LIFE INS CO OF TN	03/01/1965	07/05/1985	01, 02	2,219,121	1,035,949	-
MIDLAND NATL LIFE INS CO	08/30/1906	04/02/1926	01, 02, 21	14,478,178	10,755,416	-
MIDWESTERN UNITED LIFE INS CO	05/14/1948	06/22/1962	01, 02	10,868	811	-
MINNESOTA LIFE INS CO	08/06/1880	10/07/1947	01, 02, 21	12,995,720	8,108,617	-
MMI BAY STATE LIFE INS CO	04/01/1935	07/20/1981	01, 02, 21	90,218	214,239	-
MONUMENTAL LIFE INS CO	03/05/1858	10/26/1985	01, 02, 21	3,357,510	3,660,660	-
MONY LIFE INS CO	04/12/1842	07/25/1893	01, 02, 21	5,311,276	12,958,675	-
MONY LIFE INS CO OF AMER	03/06/1969	04/15/1976	01, 02, 21	2,732,279	6,583,658	1
MTL INS CO	12/05/1904	12/15/1969	01, 02, 21	1,537,980	158,408	-
MUNICH AMER REASSUR CO	10/29/1959	06/04/1981	01, 02	0	0	-
MUTUAL OF AMER LIFE INS CO	01/03/1945	11/30/1982	01, 02, 21	9,205	2,060,880	-
MUTUAL OF OMAHA INS CO	03/05/1909	04/01/1920	01, 02	13,561,039	9,569,845	-
NATIONAL BENEFIT LIFE INS CO	06/18/1962	05/31/1968	01, 02	76,816	63,725	-
NATIONAL FARMERS UNION LIFE INS CO	12/01/1937	07/01/1950	01, 02	36,951	16,231	-

## Summary of Idaho Business Life or Health Insurers - Active 12/31/2011

COMPANY NAME	INCORPORATION DATE	LICENSED DATE	LINES OF BUSINESS	DIRECT IDAHO PREMIUMS WRITTEN	DIRECT IDAHO CLAIMS & BENEFITS	COMPLAINT COUNTS as of 12/31/11 [Note 1]
NATIONAL FOUND LIFE INS CO	09/19/1983	12/30/1983	01, 02	20,871	24,981	-
NATIONAL GUARDIAN LIFE INS CO	09/28/1909	11/03/1965	01, 02	632,231	336,363	-
NATIONAL HLTH INS CO	07/16/1965	06/29/1981	01, 02	349	(226,272)	-
NATIONAL LIFE INS CO	11/13/1848	05/31/1946	01, 02, 21	539,284	683,207	-
NATIONAL TEACHERS ASSOC LIFE INS CO	07/14/1938	06/08/1999	01, 02	6,380	6,322	-
NATIONAL WESTERN LIFE INS CO	07/16/1956	10/16/1959	01, 02	5,943,401	2,474,088	-
NATIONWIDE LIFE & ANN INS CO	02/09/1981	03/12/1998	01, 02, 21	1,547,966	3,037,117	-
NATIONWIDE LIFE INS CO	03/21/1929	12/09/1955	01, 02, 21	15,612,330	59,745,263	-
NEW ENGLAND LIFE INS CO	09/12/1980	09/25/1981	01, 02, 21	484,727	872,038	-
NEW YORK LIFE INS & ANN CORP	11/03/1980	07/21/1981	01, 02, 21	33,280,103	22,196,617	-
NEW YORK LIFE INS CO	05/21/1841	05/01/1896	01, 02, 21	22,006,406	24,927,519	-
NIPPON LIFE INS CO OF AMER	08/23/1972	06/04/1981	01, 02	0	0	-
NORTH AMER CO LIFE & HLTH INS	05/13/1886	07/09/1908	01, 02	14,584,955	6,512,607	-
NORTH CAROLINA MUT LIFE INS CO	02/28/1899	01/25/1978	01, 02	0	0	-
NORTH COAST LIFE INS CO	02/05/1965	04/26/1966	01, 02	1,246,508	740,660	-
NORTHWESTERN LONG TERM CARE INS CO	09/18/1953	09/20/1965	01, 02	2,256,456	101,766	-
NORTHWESTERN MUT LIFE INS CO	03/02/1857	05/01/1896	01, 02, 21	71,439,541	51,625,391	-
NYLIFE INS CO OF AZ	07/23/1987	03/15/1991	01, 02, 21	319,608	101,483	-
OCCIDENTAL LIFE INS CO OF NC	06/19/1906	07/27/1948	01, 02	138,515	46,267	-
ODS HLTH PLAN INC	11/03/1988	01/24/2007	23	0	0	-
OHIO NATL LIFE ASSUR CORP	06/19/1979	06/12/1980	01, 02, 21	4,349,719	7,678,654	-
OHIO NATL LIFE INS CO	09/09/1909	05/11/1933	01, 02, 21	9,975,441	10,184,829	-
OHIO STATE LIFE INS CO	02/26/1906	05/07/1982	01, 02	27,993	18,715	-
OLD AMER INS CO	12/11/1939	07/31/1969	01, 02	735,454	284,519	-
OLD REPUBLIC LIFE INS CO	04/17/1923	01/08/1948	01, 02	83,569	84,731	-
OLD UNITED LIFE INS CO	11/15/1963	08/25/1995	01, 02	0	0	-
ONENATION INS CO	11/18/1974	09/02/1981	01, 02	0	0	-
OXFORD LIFE INS CO	07/27/1965	12/20/1985	01, 02	197,774	19,371	-
PACIFIC GUARDIAN LIFE INS CO LTD	08/03/1961	04/01/1973	01, 02	36,869	(14,663)	-
PACIFIC LIFE & ANN CO	09/20/1982	09/30/1990	01, 02, 21	0	288,409	-
PACIFIC LIFE INS CO	01/02/1868	08/03/1936	01, 02, 21	23,838,961	30,290,066	-
PACIFICARE LIFE & HLTH INS CO	03/01/1967	12/09/1991	01, 02	222	(2,600)	-
PACIFICSOURCE HLTH PLANS	03/31/1933	05/19/2006	23	75,850,114	66,615,150	2
PAN AMER ASSUR CO	05/19/1981	10/17/2002	01, 21	13,152	0	-
PAN AMER LIFE INS CO	03/28/1911	10/01/1996	01, 02	1,243,214	1,314,272	-
PARK AVENUE LIFE INS CO	11/19/1964	01/10/1991	01, 02	180	0	-
PARKER CENTENNIAL ASSUR CO	01/08/1973	09/09/1975	01, 02	0	6,615	-
PAUL REVERE LIFE INS CO	06/10/1930	09/04/1930	01, 02	537,106	1,107,019	-

## Summary of Idaho Business Life or Health Insurers - Active 12/31/2011

COMPANY NAME	INCORPORATION DATE	LICENSED DATE	LINES OF BUSINESS	DIRECT IDAHO PREMIUMS WRITTEN	DIRECT IDAHO CLAIMS & BENEFITS	COMPLAINT COUNTS as of 12/31/11 [Note 1]
PAUL REVERE VARIABLE ANN INS CO	08/06/1965	09/23/1968	01, 02	2,282	0	-
PENN INS & ANN CO	07/03/1980	10/15/1981	01, 02, 21	1,639,292	192,815	-
PENN MUT LIFE INS CO	02/24/1847	04/08/1902	01, 02, 21	2,404,458	3,614,128	-
PENNSYLVANIA LIFE INS CO	01/12/1948	05/27/1954	01, 02	8,046,656	6,162,545	-
PERICO LIFE INS CO	06/24/1975	12/30/1977	01, 02	53,490	86,828	-
PHARMACISTS LIFE INS CO	05/21/1979	12/17/2001	01, 02	3,837	0	-
PHILADELPHIA AMER LIFE INS CO	01/06/1978	03/01/1978	01, 02	19,268	(227)	-
PHILADELPHIA FINANCIAL LIFE ASSUR CO	01/29/1960	04/30/1996	01, 02, 21	0	0	-
PHL VARIABLE INS CO	07/15/1981	06/07/1983	01, 02, 21	9,543,470	6,749,615	-
PHOENIX LIFE & ANN CO	11/02/1981	08/06/1982	01, 02, 21	65,160	0	-
PHOENIX LIFE INS CO	05/01/1951	04/22/1927	01, 02, 21	671,787	2,660,514	-
PHYSICIANS LIFE INS CO	01/15/1970	11/30/1970	01, 02	635,946	674,670	-
PHYSICIANS MUT INS CO	03/15/1902	08/02/1965	02	892,877	440,165	-
PIONEER AMER INS CO	04/15/1946	12/18/1958	01, 02	126,930	41,449	-
PIONEER MUT LIFE INS CO	11/03/1947	01/20/1948	01, 02	473,839	574,299	-
PIONEER SECURITY LIFE INS CO	01/12/1955	04/14/1982	01, 02	49,438	56,924	-
PRESIDENTIAL LIFE INS CO	05/17/1965	07/28/1981	01, 02, 21	77,283	625,275	-
PRESIDENTIAL LIFE INS CO USA	08/10/1967	08/25/1969	01, 02	0	0	-
PRIMERICA LIFE INS CO	09/19/1927	02/12/1952	01, 02	7,945,844	2,258,085	-
PRINCIPAL LIFE INS CO	06/24/1879	08/13/1901	01, 02, 21	27,181,159	20,593,322	-
PRINCIPAL NATL LIFE INS CO	10/26/1967	10/02/1972	01, 02, 21	779,948	0	-
PROFESSIONAL INS CO	11/12/1936	08/31/1995	01, 02	7,112	14,209	-
PROTECTIVE LIFE INS CO	07/24/1907	01/27/1971	01, 02, 21	13,327,802	12,658,852	-
PROVIDENT AMER LIFE & HLTH INS CO	04/06/1949	08/19/1987	01, 02	52,196	32,218	-
PROVIDENT LIFE & ACCIDENT INS CO	01/18/1887	01/01/1928	01, 02	2,184,580	2,440,900	1
PROVIDENT LIFE & CAS INS CO	10/17/1951	11/26/1985	01, 02	20,088	3,092	-
PRUCO LIFE INS CO	12/23/1971	05/17/1976	01, 02, 21	86,816,474	8,520,940	1
PRUDENTIAL ANN LIFE ASSUR CORP	05/21/1969	04/05/1977	01, 02, 21	6,107,742	38,933,861	-
PRUDENTIAL INS CO OF AMER	04/03/1873	01/01/1902	01, 02, 21	44,066,003	115,040,583	-
PRUDENTIAL RETIREMENT INS & ANN CO	01/14/1981	12/16/1987	01, 02, 21	0	4,735,519	-
PURITAN LIFE INS CO OF AMER	06/02/1958	09/15/1980	01, 02	12,580	6,527	-
PYRAMID LIFE INS CO	05/26/1913	11/05/1959	01, 02	665,484	608,734	-
REASSURE AMER LIFE INS CO	08/09/1956	12/10/1958	01, 02, 21	3,148,448	3,436,609	2
REGENCO BLUESHIELD OF ID INC	02/23/1946	02/23/1946	23	461,274,060	387,505,464	21
RELIABLE LIFE INS CO	12/29/1911	12/04/1970	01, 02	602	1,000	-
RELANCE STANDARD LIFE INS CO	04/02/1907	07/20/1966	01, 02	2,634,389	4,031,007	-
RELIASTAR LIFE INS CO	09/15/1885	04/30/1901	01, 02, 21	11,596,332	12,589,893	1
RELIASTAR LIFE INS CO OF NY	06/11/1917	05/06/1949	01, 02, 21	42,709	365,098	-

## Summary of Idaho Business Life or Health Insurers - Active 12/31/2011

COMPANY NAME	INCORPORATION DATE	LICENSED DATE	LINES OF BUSINESS	DIRECT IDAHO PREMIUMS WRITTEN	DIRECT IDAHO CLAIMS & BENEFITS	COMPLAINT COUNTS as of 12/31/11 [Note 1]
RENAISSANCE LIFE & HLTH INS CO OF AM	04/21/1953	08/25/1953	01, 02	35,305	32,319	-
RESERVE NATL INS CO	09/19/1956	09/25/1978	01, 02	37,955	148	-
RESOURCE LIFE INS CO	10/14/1963	01/14/1971	01, 02	(200)	11,112	-
RGA REINS CO	08/31/1981	08/11/1982	01, 02	0	0	-
RIVERSOURCE LIFE INS CO	08/07/1957	11/19/1959	01, 02, 21	31,106,781	32,124,009	1
S USA LIFE INS CO INC	03/08/1995	03/20/1997	01	11,762	10,496	-
SAGICOR LIFE INS CO	04/05/1954	08/31/1977	01, 02	1,463,470	627,925	1
SCOR GLOBAL LIFE AMER REINS CO	03/08/1945	08/16/1962	01, 02	0	0	-
SCOR GLOBAL LIFE RE INS CO OF TX	04/07/1977	08/30/1985	01, 02	0	0	-
SCOTTISH RE LIFE CORP	08/09/1979	11/05/1982	01, 02	0	0	-
SEARS LIFE INS CO	05/04/1956	09/05/1961	01, 02	169,479	21,061	-
SECURIAN LIFE INS CO	12/11/1981	10/20/1982	01, 02	324,023	339,289	-
SECURITAS FINANCIAL LIFE INS CO	09/14/1981	07/13/1982	01, 02	0	0	-
SECURITY BENEFIT LIFE INS CO	02/22/1982	01/02/1950	01, 02, 21	15,249,411	2,774,143	-
SECURITY LIFE INS CO OF AMER	05/17/1956	10/10/1967	01, 02	428,145	323,537	-
SECURITY LIFE OF DENVER INS CO	11/19/1949	02/11/1960	01, 02, 21	5,260,559	11,289,378	-
SECURITY MUT LIFE INS CO OF NY	11/06/1886	10/19/1983	01, 02	50,269	96,422	-
SECURITY NATL LIFE INS CO	01/31/1967	12/04/1970	01, 02	37,002	118,980	-
SEECCHANGE HLTH INS CO	05/14/1956	07/31/1996	01, 02	0	0	-
SELECTHEALTH INC	12/27/1983	07/27/1995	23	1,196,125	1,099,483	-
SENIOR HLTH INS CO OF PA	07/05/1887	12/12/1986	01, 02, 21	392,429	1,054,310	1
SENIOR LIFE INS CO	12/22/1970	01/09/2007	01	636	0	-
SENTINEL SECURITY LIFE INS CO	03/18/1948	05/31/1960	01, 02	1,639,155	764,705	2
SENTRY LIFE INS CO	10/23/1958	12/14/1960	01, 02	1,008,145	384,281	-
SETTLERS LIFE INS CO	05/25/1982	07/27/1983	01, 02	1,754	0	-
SIERRA HLTH & LIFE INS CO INC	08/16/1906	09/18/1942	01, 02	303,846	294,354	-
SIGNIFICA INS GRP INC	01/19/1910	09/20/1971	01, 02	0	0	-
SILVERSCRIPT INS CO	05/11/2005	01/09/2007	02	7,573,007	6,775,045	-
SMART INS CO	02/28/1972	01/21/1998	01, 02	0	0	-
STANDARD INS CO	02/24/1906	09/27/1920	01, 02, 21	19,802,047	21,680,965	-
STANDARD LIFE & ACCIDENT INS CO	02/26/1976	01/26/1979	01, 02	318,486	439,714	-
STANDARD SECURITY LIFE INS CO OF NY	06/28/1957	06/15/1960	01, 02	1,074,903	856,877	-
STARMOUNT LIFE INS CO	08/24/1983	04/08/2008	01, 02	3,592	1,899	-
STATE FARM HLTH INS CO	02/25/1982	07/26/1982	01	0	0	-
STATE FARM LIFE INS CO	01/16/1929	10/02/1952	01, 21	23,439,984	13,398,573	-
STATE LIFE INS CO	09/05/1895	02/01/1982	01, 02	5,196,903	1,111,116	-
STATE MUT INS CO	02/14/1894	05/20/1993	01, 02	200,602	434,300	-

# Summary of Idaho Business Life or Health Insurers - Active 12/31/2011

COMPANY NAME	INCORPORATION DATE	LICENSED DATE	LINES OF BUSINESS	DIRECT IDAHO PREMIUMS WRITTEN	DIRECT IDAHO CLAIMS & BENEFITS	COMPLAINT COUNTS as of 12/31/11 [Note 1]
STERLING INVESTORS LIFE INS CO	06/14/1978	11/30/1982	01, 02	149,893	88,236	-
STERLING LIFE INS CO	01/07/1958	01/05/1978	01, 02	32,902,710	33,909,901	-
STONEBRIDGE LIFE INS CO	11/19/1900	12/05/1967	01, 02	2,440,822	1,607,785	-
SUN LIFE & HLTH INS CO	01/31/1973	11/24/1976	01, 02	198,737	123,581	-
SUN LIFE ASSUR CO OF CANADA US	01/12/1970	04/17/1973	01, 02, 21	7,380,960	12,457,726	-
SUNAMERICA ANN & LIFE ASSUR CO	04/12/1965	06/28/1966	01, 02, 21	10,008,123	13,577,798	-
SUNAMERICA LIFE INS CO	01/09/1897	07/24/1970	01, 02	49,138	1,239,294	-
SUNSET LIFE INS CO OF AMER	05/12/1937	12/27/1938	01, 02	326,123	505,828	-
SURETY LIFE INS CO	03/14/1936	07/06/1945	01, 02	280,193	801,821	-
SWISS RE LIFE & HLTH AMER INC	06/29/1967	09/20/1983	01, 02	0	0	-
SYMETRA LIFE INS CO	01/23/1957	06/21/1957	01, 02, 21	17,075,512	11,831,431	-
SYMETRA NATL LIFE INS CO	09/05/1979	07/28/1980	01, 02	4,782	7,032	-
TEACHERS INS & ANN ASSOC OF AMER	03/04/1918	09/01/1972	01, 02, 21	32,688,272	32,809,320	-
TEXAS LIFE INS CO	01/09/1901	01/08/1991	01	606,947	101,386	-
THE SAVINGS BANK LIFE INS CO OF MA	03/31/1991	03/01/2011	01	33,190	19,148	-
THRIVENT LIFE INS CO	04/20/1982	08/24/1983	01, 02, 21	398,536	1,012,711	-
TIAA CREF LIFE INS CO	11/20/1996	12/28/1999	01, 02, 21	255,853	159,383	-
TIME INS CO	02/11/1910	10/01/1956	01, 02, 20	8,117,931	6,628,413	-
TOWN & COUNTRY LIFE INS CO	04/13/1955	09/26/1984	01, 02	0	0	-
TRANS WORLD ASSUR CO	10/19/1962	12/19/1977	01	66,594	8,524	-
TRANSAMERICA ADVISORS LIFE INS CO	01/27/1986	06/27/1988	01, 02, 21	42,858	2,248,508	-
TRANSAMERICA FINANCIAL LIFE INS CO	10/03/1947	10/03/1995	01, 02, 21	91,980	1,832,332	-
TRANSAMERICA LIFE INS CO	04/19/1961	05/11/1971	01, 02, 21	18,464,268	33,926,616	-
TRUSTMARK INS CO	01/18/1913	05/07/1924	01, 02	428,296	519,468	-
TRUSTMARK LIFE INS CO	01/25/1925	08/01/1951	01, 02	2,077,567	2,675,445	-
UBS LIFE INS CO USA	08/14/1956	11/18/1959	01, 02, 21	0	0	-
ULLICO LIFE INS CO	10/25/1947	01/07/1981	01, 02	4,690	4,623	-
UNICARE LIFE & HLTH INS CO	06/11/1971	07/21/1981	01, 02	1,033,234	827,749	-
UNIFIED LIFE INS CO	05/15/2001	12/21/2001	01, 02	573,342	7,728	-
UNIMERICA INS CO	12/01/1980	10/21/2002	01, 02	179,499	76,070	-
UNION BANKERS INS CO	02/02/1953	08/05/1955	01, 02	44,063	97,571	-
UNION CENTRAL LIFE INS CO	01/30/1867	05/01/1899	01, 02, 21	5,505,766	4,982,779	-
UNION FIDELITY LIFE INS CO	09/02/1925	12/20/1948	01, 02	430,575	141,370	-
UNION LABOR LIFE INS CO	10/26/1925	06/11/1973	01, 02, 21	232,020	133,386	-
UNION SECURITY INS CO	03/26/1910	01/01/1963	01, 02, 20, 21	2,445,788	3,000,891	-
UNITED AMER INS CO	08/14/1981	02/26/1982	01, 02	1,586,705	1,038,165	-
UNITED BENEFIT LIFE INS CO	06/26/1957	06/14/1984	01, 02	0	0	-
UNITED CONCORDIA INS CO	10/20/1975	12/06/1991	01, 02	96,857	105,220	-



# Summary of Idaho Business Life or Health Insurers - Active 12/31/2011

NAIC Data Current as of July 1, 2012

COMPANY NAME	INCORPORATION DATE	LICENSED DATE	LINES OF BUSINESS	DIRECT IDAHO PREMIUMS WRITTEN	DIRECT IDAHO CLAIMS & BENEFITS	COMPLAINT COUNTS as of 12/31/11 [Note 1]
UNITED FIDELITY LIFE INS CO	09/01/1977	08/31/1978	01, 02	43,847	51,016	-
UNITED HERITAGE LIFE INS CO	12/30/1948	12/30/1948	01, 02	9,268,956	9,524,674	-
UNITED HOME LIFE INS CO	11/23/1948	11/15/1956	01, 02	26,181	8,383	-
UNITED INS CO OF AMER	10/15/1927	10/27/1950	01, 02	1,364	983	-
UNITED LIFE INS CO	05/03/1962	08/04/1987	01, 02	217,472	274,312	-
UNITED NATL LIFE INS CO OF AMER	12/14/1960	11/25/1992	01, 02	69,917	59,070	-
UNITED OF OMAHA LIFE INS CO	08/09/1926	03/04/1927	01, 02, 21	21,817,630	15,037,471	1
UNITED SECURITY ASSUR CO OF PA	10/22/1982	08/18/2009	01, 02	495	0	-
UNITED STATES LIFE INS CO IN NYC	02/01/1950	11/17/1961	01, 02	1,141,351	847,548	-
UNITED TEACHER ASSOC INS CO	12/15/1958	11/22/1991	01, 02	256,228	152,199	-
UNITED WORLD LIFE INS CO	01/28/1970	08/10/1970	01, 02	4,141,951	2,962,253	1
UNITEDHEALTHCARE INS CO	03/24/1972	11/30/1972	01, 02, 20	178,351,647	142,757,478	-
UNITY FINANCIAL LIFE INS CO	05/06/1964	07/24/1996	01	16,524	0	-
UNIVERSAL GUAR LIFE INS CO	11/15/1966	06/16/1993	01, 02	2,141	0	-
UNIVERSAL UNDERWRITERS LIFE INS CO	12/21/1964	10/10/1967	01, 02	120,513	60,024	-
UNUM LIFE INS CO OF AMER	08/24/1966	06/18/1970	01, 02, 21	6,572,306	5,718,215	-
US BR GREAT WEST LIFE ASSUR CO	08/28/1891	11/26/1974	01, 02	97,614	37,657	-
US BR SUN LIFE ASSUR CO OF CANADA	03/18/1865	07/23/1926	01, 02, 21	2,270,999	3,342,548	-
US BUSINESS OF CANADA LIFE ASSUR CO	04/25/1849	12/09/1955	01, 02	103,258	3,570,501	-
US BUSINESS OF CROWN LIFE INS CO	06/14/1900	07/10/1947	01, 02	186,585	651,623	-
US FINANCIAL LIFE INS CO	09/30/1974	10/22/2002	01	610,101	863,848	-
USAA DIRECT LIFE INS CO	07/02/1969	10/27/1980	01, 02	3,285	0	-
USAA LIFE INS CO	06/24/1963	09/14/1966	01, 02, 21	12,273,436	6,757,648	-
USABLE LIFE	04/20/1978	11/08/1996	01, 02	46,584	2,772	-
VANTIS LIFE INS CO	08/23/1963	07/12/2005	01, 02	19,432	67,106	-
VARIABLE ANN LIFE INS CO	08/21/1968	12/19/1969	01, 21	26,633,105	23,712,820	-
VISION SERV PLAN INS CO	06/01/1987	11/15/1991	02	0	0	-
VISION SERV PLAN OF ID INC	01/26/1968	04/01/1988	02	5,786,777	4,765,377	-
VISTA LIFE INS CO	03/29/1974	08/23/1983	01, 02	0	0	-
WASHINGTON NATL INS CO	05/26/1923	11/20/1923	01, 02, 21	3,286,542	5,495,114	1
WELLCARE HLTH INS OF AZ INC	11/14/1972	03/19/1991	01, 02	40,980	(116,916)	-
WELLCARE HLTH INS OF IL INC	03/27/1962	07/19/1983	01, 02	0	0	-
WELLCARE PRESCRIPTION INS INC	03/24/2005	12/06/2006	02	2,558,407	1,917,536	-
WELLINGTON LIFE INS CO	07/23/1975	10/29/1984	01, 02	0	0	-
WEST COAST LIFE INS CO	02/08/1915	01/01/1916	01, 02	4,578,662	1,800,469	1
WESTERN & SOUTHERN LIFE INS CO	02/23/1888	08/16/1957	01, 02	18,942	87,301	-
WESTERN NATL LIFE INS CO	07/09/1944	05/02/1980	01, 02, 21	18,312,485	14,892,279	-
WESTERN RESERVE LIFE ASSUR CO OF OH	05/14/1979	12/31/1980	01, 02, 21	2,378,935	7,698,370	-

## Summary of Idaho Business Life or Health Insurers - Active 12/31/2011

COMPANY NAME	INCORPORATION DATE	LICENSED DATE	LINES OF BUSINESS	DIRECT IDAHO PREMIUMS WRITTEN	DIRECT IDAHO CLAIMS & BENEFITS	COMPLAINT COUNTS as of 12/31/11 [Note 1]
WESTERN SOUTHERN LIFE ASSUR CO	12/01/1980	01/06/1982	01, 02, 21	1,889,439	1,495,694	-
WESTERN UNITED LIFE ASSUR CO	06/03/1963	10/23/1981	01, 02	3,885,816	4,098,319	-
WILLAMETTE DENTAL OF ID INC	07/22/1998	09/11/1998	24	6,956,948	6,082,028	-
WILLIAM PENN LIFE INS CO OF NY	09/12/1962	08/02/2002	01	17,143	0	-
WILTON REASSUR CO	12/04/1900	07/28/1987	01, 02	0	0	-
WILTON REASSUR LIFE CO OF NY	03/23/1955	07/31/1958	01, 02, 21	25,800	130	-
WMI MUT INS CO	07/01/1987	12/17/1996	01, 02	1,536,885	1,892,461	-
WORLD CORP INS CO	03/16/1960	07/19/2006	01, 02	0	0	-
WORLD INS CO	10/01/1903	05/24/1947	01, 02	79,126	58,761	-
XL LIFE INS & ANN CO	02/21/1978	09/19/1979	01, 02	0	0	-
ZALE LIFE INS CO	05/04/1964	02/01/2006	01, 02	4,175	503	-
ZURICH AMER LIFE INS CO	12/14/1979	08/17/1981	01, 02, 21	114,993	2,233,457	-

### Lines of Business Code

- 01 - LIFE
- 02 - DISABILITY - EXCLUDING MANAGED CARE
- 20 - Small Group Risk Assuming Carrier
- 21 - VARIABLE
- 23 - DISABILITY - INCLUDING MANAGED CARE
- 24 - MANAGED CARE ONLY

## Summary of Idaho Business Property and Casualty Insurers - Active 12/31/2011

COMPANY NAME	INCORPORATION DATE	LICENSED DATE	LINES OF BUSINESS	IDAHO PREMIUMS WRITTEN	LOSSES INCURRED	COMPLAINT COUNTS as of 12/31/2011 [Note 1]
21ST CENTURY ASSUR CO	09/21/1989	08/06/2009	02, 03, 04, 05	0	0	0
21ST CENTURY CAS CO	09/08/1987	07/30/2009	03, 05	0	0	0
21ST CENTURY CENTENNIAL INS CO	07/07/1977	11/17/1981	02, 03, 04, 05	3,108,398	2,012,061	1
21ST CENTURY IND INS CO	11/10/1980	01/01/1981	02, 03, 04, 05, 07	(1,645)	(8,754)	0
21ST CENTURY INS CO	11/01/1967	03/16/2001	03, 04, 05	0	0	0
21ST CENTURY INS CO OF THE SW	12/20/1995	07/30/2009	03, 05	0	0	0
21ST CENTURY N AMER INS CO	09/19/1985	09/30/1985	03, 04, 05, 07	1,920,116	1,120,983	0
21ST CENTURY PREMIER INS CO	02/06/1866	07/03/1919	02, 03, 04, 05, 07	375	1,209	0
21ST CENTURY SECURITY INS CO	12/19/1951	10/16/1981	03, 04, 06	0	0	0
ACA FIN GUAR CORP	06/25/1986	03/16/1988	07	0	0	0
ACA INS CO	10/10/1997	05/20/2004	03, 04, 05	893,730	522,441	0
ACADIA INS CO	04/02/1992	11/06/2008	02, 03, 04, 05, 07	0	0	0
ACCEPTANCE CAS INS CO	01/19/1920	07/10/1951	03, 04, 05, 06, 07	0	0	0
ACCIDENT FUND GEN INS CO	06/20/2005	05/01/2009	06	4,970	0	0
ACCIDENT FUND INS CO OF AMER	11/10/1994	10/01/2002	06	57,799	5,609	0
ACCIDENT FUND NATL INS CO	06/20/2005	05/01/2009	06	77,745	40,688	0
ACCREDITED SURETY & CAS CO INC	07/07/1971	07/16/1997	05, 07	28,716	(916)	0
ACE AMER INS CO	11/01/1945	04/25/1968	02, 03, 04, 06, 07	4,940,923	1,273,697	0
ACE FIRE UNDERWRITERS INS CO	12/24/1941	08/29/1968	02, 03, 04, 06, 07	42,453	290,769	0
ACE PROP & CAS INS CO	06/05/1819	12/18/1884	02, 03, 04, 06, 07	20,947,778	14,690,237	0
ACIG INS CO	01/25/1985	10/23/1995	03, 04, 06, 07	258	(122)	0
ACSTAR INS CO	11/23/1970	07/02/1973	02, 03, 04, 05, 07	15,695	(8,403)	0
ACUTY A MUT INS CO	08/01/1925	05/27/1981	03, 04, 05, 07	6,962,775	2,212,496	0
ADM INS CO	06/19/1986	12/09/1997	03, 04, 05, 07	0	0	0
ADMIRAL IND CO	04/06/1992	05/24/2001	03, 04, 05, 07	0	0	0
ADVANTAGE WORKERS COMP INS CO	09/04/1981	12/04/1984	06, 07	6,318,327	6,456,072	0
AEGIS SECURITY INS CO	05/25/1977	03/03/1986	02, 03, 04, 05, 07	32,051	0	1
AETNA INS CO OF CT	01/03/1990	02/11/1991	04, 05	276,121	155,592	0
AF&L INS CO	08/19/1987	03/04/1996	02, 02	12,350	26,228	0
AFFILIATED FM INS CO	05/06/1949	06/02/1965	03, 04, 05, 07	2,932,919	137,644	0
AFFIRMATIVE INS CO	06/10/1983	05/28/1991	03, 04, 05, 07	0	0	0
AGCS MARINE INS CO	10/31/1961	10/05/1982	03, 04, 05	717,016	112,315	0
AGRI GEN INS CO	06/07/1983	10/25/1990	03, 04, 05	2,072,575	436,241	0
AIU INS CO	04/17/1851	04/01/1962	03, 04, 06, 07	2,772	(513)	0
ALAMANCE INS CO	11/30/1998	12/01/2007	03, 04, 06, 07	0	0	0
ALASKA NATL INS CO	04/30/1979	03/22/1991	03, 04, 06, 07	5,248,819	1,800,871	0
ALEA NORTH AMERICA INS CO	06/30/1932	08/27/1984	02, 03, 04, 06, 07	0	(161,883)	0
ALLEGHENY CAS CO	04/15/1936	12/19/1995	07	290,672	178	0

## Summary of Idaho Business Property and Casualty Insurers - Active 12/31/2011

COMPANY NAME	INCORPORATION DATE	LICENSED DATE	LINES OF BUSINESS	IDAHO PREMIUMS WRITTEN	LOSSES INCURRED	COMPLAINT COUNTS as of 12/31/2011 [Note 1]
ALLIANCE INS CO INC	12/21/1959	03/27/1975	03, 04, 05, 07	454,677	437,894	0
ALLIANZ GLOBAL RISKS US INS CO	09/16/1977	12/31/1977	03, 04, 06, 07	1,808,586	(357,157)	0
ALLIED PROP & CAS INS CO	04/29/1983	11/03/1989	03, 04, 05, 07	9,897,778	6,269,134	0
ALLIED WORLD NATL ASSUR CO	09/12/1996	09/13/2007	03, 04, 05, 07	870,778	259,382	0
ALLIED WORLD REINS CO	08/18/1986	01/03/1995	03, 04, 05, 07	0	922,097	0
ALLMERICA FIN ALLIANCE INS CO	04/26/1995	10/13/1995	03, 04, 05, 07	0	0	0
ALLMERICA FIN BENEFIT INS CO	06/19/1976	06/04/1984	03, 04, 05, 06, 07	0	0	0
ALLSTATE FIRE & CAS INS CO	09/06/1972	05/27/1981	03, 04, 05, 07, 09	32,164,067	17,587,867	4
ALLSTATE IND CO	07/07/1960	11/02/1961	03, 04, 06, 07	20,380,952	8,801,545	2
ALLSTATE INS CO	02/09/1931	05/09/1947	02, 03, 04, 06, 07	25,459,584	9,488,820	1
ALLSTATE PROP & CAS INS CO	02/14/1985	06/15/2001	03, 04, 05, 07	22,080,927	10,558,030	1
ALLSTATE VEHICLE & PROP INS CO	08/20/1979	09/02/1982	03, 04, 05, 07	5,821	(328)	0
ALPHA PROP & CAS INS CO	12/19/1979	10/23/1995	02, 03, 04, 05	4,066,788	2,149,413	3
ALTERRA AMER INS CO	12/18/1919	04/01/1962	02, 03, 04, 05, 07	52,940	25,143	0
AMBAC ASSUR CORP	02/25/1970	02/19/1971	07	98	0	0
AMCO INS CO	12/31/1958	07/07/1965	03, 04, 05, 06, 07	7,950,212	2,325,140	0
AMERICAN AGRI BUSINESS INS CO	05/21/1948	12/05/2000	03, 05	20,217,808	6,521,731	0
AMERICAN ALT INS CORP	06/14/1995	07/31/1998	02, 03, 04, 06, 07	2,166,213	1,401,710	0
AMERICAN AUTOMOBILE INS CO	12/14/1911	10/24/1924	02, 03, 04, 06, 07	399,774	187,755	0
AMERICAN BANKERS INS CO OF FL	10/29/1947	11/21/1950	02, 03, 04, 05, 07	4,837,599	1,382,456	0
AMERICAN CAS CO OF READING PA	07/31/1902	10/20/1939	02, 03, 04, 06, 07	2,658,584	1,114,740	0
AMERICAN CENTENNIAL INS CO	03/25/1970	07/09/1975	02, 03, 04, 06, 07	0	0	0
AMERICAN COMMERCE INS CO	09/18/1946	06/19/1957	02, 03, 04, 05	2,883,212	1,423,905	1
AMERICAN COMPENSATION INS CO	12/06/1991	03/01/2008	06	276,467	23,579	0
AMERICAN CONCEPT INS CO	08/01/1974	08/24/1981	03, 04, 05	0	(150)	0
AMERICAN CONTRACTORS IND CO	09/25/1990	02/23/1999	07	192,445	36,775	0
AMERICAN ECONOMY INS CO	09/23/1959	10/20/1965	02, 03, 04, 06, 07	3,557,297	2,482,498	0
AMERICAN EMPIRE INS CO	11/26/1979	08/26/1981	03, 04, 05, 07	0	(10)	0
AMERICAN EQUITY SPECIALTY INS CO	01/29/1997	07/21/1999	03, 04, 05	0	(38,931)	0
AMERICAN FAMILY HOME INS CO	01/28/1965	09/06/1983	03, 04, 05, 06, 07	425,032	138,116	0
AMERICAN FAMILY MUT INS CO	05/18/1927	04/05/2001	02, 03, 04, 05, 06, 07	35,188,821	18,392,541	2
AMERICAN FARMERS & RANCHERS INS CO	11/13/1979	06/27/2000	03, 04, 05, 07	0	(27,224)	0
AMERICAN FARMERS & RANCHERS MUT INS	01/01/1982	05/03/2005	03, 05	(282)	(205,649)	0
AMERICAN FIRE & CAS CO	01/01/1906	05/27/1981	03, 04, 06, 07	1,548,322	761,593	0
AMERICAN FUJI FIRE & MARINE INS CO	10/06/1981	01/29/1992	02, 03, 04, 05, 07	0	0	0
AMERICAN GEN IND CO	07/28/1986	09/11/1995	02, 03, 04, 05	0	(28)	0
AMERICAN GEN PROP INS CO	09/25/1974	01/01/1975	03, 04, 05, 07	0	0	0
AMERICAN GUAR & LIAB INS	07/17/1939	12/12/1939	03, 04, 06, 07	1,689,115	1,828,004	0

## Summary of Idaho Business Property and Casualty Insurers - Active 12/31/2011

COMPANY NAME	INCORPORATION DATE	LICENSED DATE	LINES OF BUSINESS	IDAHO PREMIUMS WRITTEN	LOSSES INCURRED	COMPLAINT COUNTS as of 12/31/2011 [Note 1]
AMERICAN HALLMARK INS CO OF TX	02/17/1982	06/20/2005	03, 04, 05, 07	6,995,223	4,311,647	0
AMERICAN HLTHCARE IND CO	10/03/1980	11/01/1989	03, 05, 07, 09	0	0	0
AMERICAN HOME ASSUR CO	02/07/1899	04/01/1962	02, 03, 04, 06, 07	(35,098)	(1,411,841)	0
AMERICAN INS CO	02/20/1846	04/30/1901	02, 03, 04, 06, 07	1,186,634	66,940	0
AMERICAN INTERSTATE INS CO	12/21/1973	01/06/1997	03, 04, 06, 07	29,398	55,830	0
AMERICAN MANUFACTURERS MUT INS CO	03/29/1837	06/01/1974	02, 03, 04, 06, 07	1,401	2,827	0
AMERICAN MERCURY INS CO	11/30/1962	10/11/1977	03, 04, 05, 07	187,351	146,313	0
AMERICAN MINING INS CO INC	02/07/1984	01/01/2009	03, 04, 06	272,922	177,484	0
AMERICAN MODERN HOME INS CO	01/25/1965	01/27/1975	02, 03, 04, 05, 06, 07	1,316,342	343,195	0
AMERICAN MODERN SELECT INS CO	08/15/1980	05/20/2005	03, 04, 05	284,260	76,533	0
AMERICAN MOTORISTS INS CO	01/29/1926	10/15/1957	02, 03, 04, 06, 07	330	1,165	0
AMERICAN MUT SHARE INS CORP	05/07/1974	03/01/1984	05, 99	0	150,000	0
AMERICAN NATL GEN INS CO	12/30/1980	06/25/1984	02, 03, 04, 05	563,009	634,766	0
AMERICAN NATL PROP & CAS CO	10/03/1973	11/07/1979	02, 03, 04, 05, 06	1,658,676	454,394	1
AMERICAN RELIABLE INS CO	08/04/1952	08/18/1958	02, 03, 04, 05, 07	741,963	544,976	0
AMERICAN ROAD INS CO	12/28/1959	10/11/1962	03, 04, 05, 07	234,973	61,223	0
AMERICAN SAFETY CAS INS CO	06/08/1981	07/13/1982	03, 04, 05, 06, 07	311,177	(25,627)	0
AMERICAN SECURITY INS CO	09/16/1983	12/30/1983	02, 03, 04, 05	4,159,276	961,418	0
AMERICAN SENTINEL INS CO	05/16/1956	02/23/2004	02, 03, 04, 05, 06	94,300	84,351	0
AMERICAN SOUTHERN HOME INS CO	07/29/1982	09/16/2005	03, 04, 05, 07	4,289	0	0
AMERICAN STANDARD INS CO OF WI	04/05/1961	04/05/2001	03, 05	684,475	343,078	1
AMERICAN STATES INS CO	07/15/1929	11/26/1965	02, 03, 04, 06, 07	6,817,509	1,131,798	0
AMERICAN STATES PREFERRED INS CO	08/09/1979	08/18/1981	03, 04, 05	1,469,412	263,826	0
AMERICAN SUMMIT INS CO	12/01/1955	05/19/1966	03, 05, 07	53,297	59,540	0
AMERICAN SURETY CO	03/09/1964	03/18/1997	07	987	0	0
AMERICAN WEST INS CO	12/27/1990	06/29/1995	03, 04, 05, 06, 07	0	0	0
AMERICAN ZURICH INS CO	08/19/1981	10/26/1982	03, 04, 05, 06, 07	1,973,832	790,960	0
AMERISURE MUT INS CO	09/12/1912	09/01/1950	03, 04, 06, 07	109,764	(911)	0
AMEX ASSUR CO	01/30/1973	09/26/1980	02, 03, 04, 06, 07	698,499	247,353	0
AMGUARD INS CO	06/10/1982	01/01/2004	06	0	0	0
AMICA MUT INS CO	03/01/1907	01/01/1973	03, 04, 05	1,596,306	643,288	0
AMTRUST INS CO OF KS INC	01/10/1972	08/13/1992	03, 04, 05, 06, 07	890,680	749,942	0
ARCH IND INS CO	07/23/1969	12/15/1969	03, 04, 05, 06, 07	0	0	0
ARCH INS CO	12/15/1971	04/15/1988	02, 03, 04, 05, 06, 07	1,775,601	1,060,724	0
ARCH REINS CO	07/20/1995	01/01/2004	02, 03, 04, 06, 07	0	0	0
ARGONAUT INS CO	05/21/1957	10/17/1957	02, 03, 04, 06, 07	2,013,474	865,928	0
ARGONAUT MIDWEST INS CO	03/19/1962	11/17/1980	03, 04, 06, 07	276,238	201,733	0
ARIZONA AUTOMOBILE INS CO	02/25/2003	10/21/2009	05	0	0	0

# Summary of Idaho Business Property and Casualty Insurers - Active 12/31/2011

COMPANY NAME	INCORPORATION DATE	LICENSED DATE	LINES OF BUSINESS	IDAHO PREMIUMS WRITTEN	LOSSES INCURRED	COMPLAINT COUNTS as of 12/31/2011 [Note 1]
ARMED FORCES INS EXCH	12/01/1981	09/09/1986	03, 04, 05	177,306	53,095	0
ARROWOOD IND CO	09/30/1910	03/31/1980	02, 03, 04, 06, 07	(357)	(13,938,016)	0
ASPEN AMER INS CO	11/13/1990	06/01/1993	03, 04, 05, 06, 07	3,355	0	0
ASSOCIATED IND CORP	12/21/1922	01/02/1930	02, 03, 04, 06, 07	2,624,382	162,115	0
ASSOCIATED LOGGERS EXCH	07/24/1979	07/24/1979	10	6,044,905	3,255,238	0
ASSURANCE CO OF AMER	10/22/1897	05/20/1970	03, 04, 06, 07	538,800	(1,410,038)	0
ASSURED GUAR CORP	10/25/1985	11/05/2001	05, 07	0	0	0
ASSURED GUAR MUNICIPAL CORP	03/16/1984	06/27/1988	07	311,793	0	0
ATAIN INS CO	04/16/1987	03/01/2008	03, 04, 05	1,957	0	0
ATHENA ASSUR CO	12/10/1982	09/06/1983	03, 04, 06, 07	0	(1,257)	0
ATLANTA INTL INS CO	12/18/1928	08/24/1950	03, 04, 06, 07	0	0	0
ATLANTIC SPECIALTY INS CO	06/27/1986	03/01/2005	02, 03, 04, 06, 07	11,973	(302,284)	0
ATRADIUS TRADE CREDIT INS CO	01/14/1993	10/05/1998	05	0	0	0
AUSTIN MUT INS CO	06/11/1896	10/15/1999	03, 04, 05	993,616	2,006,106	0
AUTO OWNERS INS CO	07/01/1916	12/01/2005	02, 03, 04, 06, 07	18,038,597	8,226,121	1
AUTOMOBILE INS CO OF HARTFORD CT	08/09/1968	04/16/1970	02, 03, 04, 06, 07	2,498,112	1,139,420	0
AUTOONE INS CO	05/11/1988	03/22/2006	03, 05	4,530	14	0
AVEMCO INS CO	03/14/1960	04/24/1964	02, 03, 04, 05, 07	350,458	(4,447)	0
AXA ART INS CORP	09/17/1986	03/20/1991	03, 04, 05	80,120	59,394	0
AXA INS CO	11/23/1990	01/01/1991	03, 04, 06, 07	119,926	2,204,640	0
AXIS INS CO	09/25/1979	01/11/1982	02, 03, 04, 06, 07	1,412,542	145,449	0
AXIS REINS CO	07/25/1991	11/05/1992	03, 04, 05, 07	180,925	35,246	0
AXIS SPECIALTY INS CO	01/12/1983	03/25/2010	02	0	(10,100)	0
BADGER MUT INS CO	06/06/1891	05/12/2008	03, 04, 05, 07	401,200	135,266	0
BALBOA INS CO	02/16/1948	08/25/1955	02, 03, 04, 05, 07	1,029,235	458,326	0
BANCINSURE INC	03/07/1985	10/26/1995	03, 04, 06, 07	298,483	580,054	0
BANKERS INS CO	05/11/1976	09/08/1995	03, 04, 05, 07	36,313	8,592	0
BANKERS STANDARD FIRE & MARINE CO	10/29/1943	06/07/1944	03, 04, 06	0	(97)	0
BANKERS STANDARD INS CO	05/19/1962	08/30/1972	02, 03, 04, 06, 07	155,229	66,093	0
BCS INS CO	12/05/1950	04/22/1970	02, 03, 04, 05, 07	1,059,716	185,676	0
BEAZLEY INS CO INC	08/29/1978	10/28/1981	02, 03, 04, 05, 07	1,655,412	1,042,719	0
BENCHMARK INS CO	06/30/1964	08/25/1966	02, 03, 04, 05, 06, 07	70,508	3,691	0
BERKLEY INS CO	12/18/1975	07/13/1982	02, 03, 04, 05, 06, 07	433,745	202,709	0
BERKLEY NATL INS CO	09/30/1980	06/01/2008	02, 03, 04, 06, 07	0	0	0
BERKLEY REGIONAL INS CO	12/17/1985	04/29/1988	02, 03, 04, 06, 07	652,562	256,879	0
BERKSHIRE HATHAWAY ASSUR CORP	12/21/2007	04/04/2008	07	0	0	0
BERKSHIRE HATHAWAY HOMESTATE INS CO	01/20/1970	11/25/1996	03, 04, 06, 07	1,347,662	440,770	0
BITUMINOUS CAS CORP	07/23/1928	09/24/1963	03, 04, 06, 07	609,186	494,452	1

## Summary of Idaho Business Property and Casualty Insurers - Active 12/31/2011

COMPANY NAME	INCORPORATION DATE	LICENSED DATE	LINES OF BUSINESS	IDAHO PREMIUMS WRITTEN	LOSSES INCURRED	COMPLAINT COUNTS as of 12/31/2011 [Note 1]
BITUMINOUS FIRE & MARINE INS CO	10/01/1942	09/20/1963	03, 04, 06, 07	364,694	153,311	0
BOND SAFEGUARD INS CO	06/15/1971	11/28/2006	07	759	(6,991)	0
BRISTOL W INS CO	02/09/1968	12/16/1968	02, 03, 04, 05, 07	2,426,372	1,262,066	1
BROTHERHOOD MUT INS CO	09/20/1935	04/01/1999	02, 03, 04, 06, 07	625,794	1,207,718	0
CALIFORNIA CAPITAL INS CO	05/28/1898	06/26/1981	03, 04, 05	0	0	0
CALIFORNIA CAS GEN INS CO OF OR	09/26/1977	07/18/1987	03, 04, 05, 07	406,886	3,697	0
CALIFORNIA CAS IND EXCH	01/19/1914	01/02/1962	03, 04, 05, 07	2,364,546	1,406,347	0
CALIFORNIA CAS INS CO	10/20/1967	10/05/1987	03, 04, 05, 07	6,165	9,412	0
CALIFORNIA INS CO	02/01/1965	06/16/1982	02, 03, 04, 06, 07	1,137,196	261,995	0
CAMDEN FIRE INS ASSOC	03/12/1841	04/01/1921	03, 04, 05	0	0	0
CAMICO MUT INS CO	03/06/1986	12/01/1995	05	327,725	(12,912)	0
CANAL INS CO	02/27/1939	06/04/1958	03, 04, 05	742,751	734,597	1
CAPITOL IND CORP	03/12/1841	05/02/1973	02, 03, 04, 05, 06, 07	418,563	53,975	0
CAPSON PHYSICIANS INS CO	03/09/1961	07/24/1996	03, 04, 05, 06, 07	1,000	0	0
CAROLINA CAS INS CO	04/18/1951	05/04/1966	02, 03, 04, 05, 06, 07	903,538	528,497	0
CASTLEPOINT NATL INS CO	08/26/1981	03/01/1984	03, 04, 05, 07	137,962	13,411	0
CASUALTY UNDERWRITERS INS CO	05/30/1986	12/30/1992	03, 05	300,442	352,004	0
CATERPILLAR INS CO	02/07/1963	11/21/2000	03, 04, 05, 06, 07	2,381,788	1,082,758	0
CATLIN IND CO	06/06/1928	07/12/2011	02, 03, 04, 05	0	0	0
CATLIN INS CO	04/19/1913	03/05/2009	02, 03, 04, 05, 07	916,044	138,664	0
CEM INS CO	12/15/1982	11/20/2003	03, 04, 05, 07	0	0	0
CENSTAT CAS CO	05/31/2002	05/26/2009	05	0	0	0
CENTRAL STATES IND CO OF OMAHA	05/20/1977	10/28/1983	02, 03, 04, 05	746,761	184,872	0
CENTRE INS CO	10/31/1969	07/28/1981	02, 03, 04, 06, 07	0	0	0
CENTURION CAS CO	02/09/1983	07/21/1989	02, 03, 04, 05, 07	47,206	25,237	0
CENTURY IND CO	07/02/1963	08/25/1969	02, 03, 04, 06, 07	0	(386,826)	0
CENTURY NATL INS CO	06/23/1956	12/30/1980	03, 04, 05	33,652	422	0
CHARTER OAK FIRE INS CO	04/29/1931	04/29/1936	02, 03, 04, 06, 07	5,303,544	1,862,963	0
CHARTIS CAS CO	11/26/1946	01/23/1992	03, 04, 06	374,919	145,265	0
CHARTIS PROP CAS CO	05/17/1871	08/21/1952	02, 03, 04, 06, 07	3,859,766	1,907,117	0
CHEROKEE INS CO	07/26/1946	10/23/1973	03, 04, 05, 07	0	0	0
CHICAGO INS CO	07/02/1956	09/01/1964	03, 04, 05	99,267	(471,970)	0
CHUBB IND INS CO	11/03/1922	01/23/1997	03, 04, 06, 07	142,091	96,097	0
CHUBB NATL INS CO	01/27/1993	01/23/1997	02, 03, 04, 06, 07	8,020	513	0
CHURCH MUT INS CO	03/04/1897	05/13/1971	03, 04, 06, 07	1,206,068	227,560	0
CIFG ASSUR N AMER INC	03/05/2003	06/30/2003	07	0	0	0
CIM INS CORP	09/09/1965	04/01/1966	03, 04, 05, 07	0	0	0
CINCINNATI CAS CO	12/27/1972	01/01/1998	03, 04, 06, 07	229,682	6,819	0

# Summary of Idaho Business Property and Casualty Insurers - Active 12/31/2011

COMPANY NAME	INCORPORATION DATE	LICENSED DATE	LINES OF BUSINESS	IDAHO PREMIUMS WRITTEN	LOSSES INCURRED	COMPLAINT COUNTS as of 12/31/2011 [Note 1]
CINCINNATI INS CO	08/02/1950	05/04/1984	03, 04, 06, 07	23,190,898	7,752,375	0
CITIZENS INS CO OF AMER	05/29/1974	10/01/2011	03, 04, 06	0	0	0
CIVIL SERV EMPLOYEES INS CO	11/25/1949	09/10/1957	03, 04, 05	2	0	0
CLAREMONT LIAB INS CO	11/19/1987	03/01/2000	02, 05	0	0	0
CLARENDON NATL INS CO	07/21/1941	10/18/1952	02, 03, 04, 06, 07	0	(1,335,543)	0
CLEARWATER INS CO	05/15/1974	09/04/1991	03, 04, 05, 06, 07	0	(84)	0
CLEARWATER SELECT INS CO	10/14/1993	07/16/1996	02, 03, 04, 06, 07	0	0	0
CLERMONT INS CO	01/01/1977	12/23/1998	03, 04, 05, 07	0	0	0
CMG MORTGAGE ASSUR CO	03/03/1969	07/28/2000	09	0	0	0
CMG MORTGAGE INS CO	12/30/1980	10/23/1981	09	565,288	728,624	0
COFACE N AMER INS CO	10/07/1974	12/17/2008	03, 04, 05, 07	758,363	118,024	0
COLISEUM REINS CO	01/09/1978	10/05/1987	02, 03, 04, 05, 06, 07	0	0	0
COLONIAL AMER CAS & SURETY CO	05/24/1977	10/15/1996	03, 04, 05, 07	(275)	(162)	0
COLONIAL SURETY CO	03/19/1930	11/22/2002	05, 07	11,204	(899)	0
COLONY SPECIALTY INS CO	12/20/1978	03/02/2000	03, 04, 05	135,865	0	0
COLORADO CAS INS CO	04/24/1980	08/12/1994	03, 04, 05	0	(11,401)	0
COLUMBIA INS CO	01/28/1970	09/06/1973	03, 04, 05, 07	0	1	0
COLUMBIA MUT INS CO	06/03/1940	10/29/1991	03, 04, 05, 07	0	0	0
COMMERCE & INDUSTRY INS CO	12/11/1957	07/19/1965	03, 04, 06, 07	829,713	293,598	0
COMMERCIAL CAS INS CO	03/21/1986	01/01/1996	06	0	0	0
COMMONWEALTH INS CO OF AMER	10/01/1994	09/24/2001	03, 04, 05	19,462	(24,060)	0
COMPANION COMMERCIAL INS CO	02/26/1997	06/01/2007	03, 04, 06, 07	82,835	9,895	0
COMPANION PROP & CAS INS CO	02/13/1984	06/01/2007	03, 04, 06, 07	59,308	766,713	0
COMPWEST INS CO	04/28/2004	07/01/2007	06	84,820	(26,095)	0
CONSUMERS INS USA INC	08/09/1994	11/19/2009	03, 04, 05	13,307	14,662	0
CONTINENTAL CAS CO	11/29/1897	06/30/1948	02, 03, 04, 06, 07	21,822,959	6,881,717	1
CONTINENTAL HERITAGE INS CO	03/11/1980	11/26/1985	03, 05, 07	35,441	(469)	0
CONTINENTAL IND CO	12/09/1986	10/27/1992	03, 04, 05	0	0	0
CONTINENTAL INS CO	01/07/1853	12/31/1977	02, 03, 04, 06, 07	1,446,930	1,422,033	0
CONTINENTAL WESTERN INS CO	04/01/1968	12/04/1970	03, 04, 06, 07	9,025,756	548,405	0
CONTRACTORS BONDING & INS CO	09/24/1979	04/02/1984	03, 05, 07	480,130	35,123	0
COPIC INS CO	04/11/1984	12/31/2001	05	0	0	0
COREPOINTE INS CO	12/30/1964	06/18/1965	02, 03, 04, 05, 06, 07	19,026	0	0
COUNTRY CAS INS CO	01/23/1964	01/29/1999	03, 04, 05, 07	8,708	210	0
COUNTRY MUT INS CO	10/26/1925	01/29/1999	03, 04, 05, 07	173,478	43,889	0
COUNTRY PREF INS CO	05/19/1953	10/19/1967	03, 04, 06, 07	83,824	18,920	0
COURTESY INS CO	12/21/1987	08/18/1998	03, 04, 07	162,316	15,895	0
CRUM & FORSTER IND CO	07/24/2003	12/29/2003	03, 04, 06, 07	5,276	674	0



## Summary of Idaho Business Property and Casualty Insurers - Active 12/31/2011

COMPANY NAME	INCORPORATION DATE	LICENSED DATE	LINES OF BUSINESS	IDAHO PREMIUMS WRITTEN	LOSSES INCURRED	COMPLAINT COUNTS as of 12/31/2011 [Note 1]
CSE SAFEGUARD INS CO	04/20/1984	03/01/1988	03, 04, 05, 07	0	0	0
CUMIS INS SOCIETY INC	03/25/1960	01/25/1963	02, 03, 04, 05, 07	4,219,133	2,877,916	0
CYPRESS INS CO	10/17/1962	07/01/1997	06	0	(28,765)	0
DAIRYLAND INS CO	01/08/1953	09/03/1965	02, 03, 04, 05, 07	959,809	59,253	0
DAKOTA FIRE INS CO	08/23/1957	08/17/1992	03, 04, 05, 07	2,104,254	1,423,729	0
DAKOTA TRUCK UNDERWRITERS	11/20/1989	11/01/2010	03, 06, 07	0	0	0
DALLAS NATL INS CO	12/22/1987	01/01/1996	06	284,995	617,557	0
DANIELSON NATL INS CO	10/28/1974	06/15/1979	03, 04, 06, 07	127,844	2,409	0
DARWIN NATL ASSUR CO	01/14/1972	10/30/1981	03, 04, 05, 07, 09	596,061	165,321	0
DEALERS ASSUR CO	08/02/1935	11/16/2001	05	2,999	563	0
DENTISTS BENEFITS INS CO	06/17/1985	08/10/2004	03, 05	0	0	0
DENTISTS INS CO	11/01/1979	11/22/2002	03, 05	0	0	0
DEPOSITORS INS CO	08/24/1983	12/18/1987	03, 04, 05, 06	3,442,283	1,232,551	0
DEVELOPERS SURETY & IND CO	10/10/1936	08/12/1988	03, 04, 05, 07	721,162	(16,648)	0
DIAMOND STATE INS CO	02/20/1981	08/14/1991	03, 04, 05, 07	155,436	26,893	0
DIRECT NATL INS CO	01/18/1945	09/14/1959	05	0	0	0
DISCOVER PROP & CAS INS CO	12/20/1978	08/13/1981	02, 03, 04, 06, 07	161,506	(170,541)	0
DOCTORS CO AN INTERINS EXCH	04/15/1976	09/28/1989	02, 03, 04, 05, 07	5,312,575	(1,315,552)	0
DORINCO REINS CO	03/08/1977	08/16/1991	03, 04, 05, 07	10,874	0	0
EAGLE W INS CO	10/14/1960	10/19/2006	03, 04, 05	0	0	0
EASTGUARD INS CO	07/01/1927	01/01/2004	06	0	(21)	0
ECONOMY FIRE & CAS CO	01/30/1935	07/08/1988	02, 03, 04, 05, 07	0	0	0
ECONOMY PREFERRED INS CO	05/29/1979	07/08/1988	02, 03, 04, 05, 07	0	0	0
ECONOMY PREMIER ASSUR CO	12/15/1980	07/08/1988	03, 04, 05	0	0	0
ELECTRIC INS CO	04/21/1966	11/07/1972	02, 03, 04, 06, 07	205,096	305,919	0
EMPIRE FIRE & MARINE INS CO	03/04/1954	12/19/1957	02, 03, 04, 05, 07	750,934	(136,129)	0
EMPLOYERS ASSUR CO	11/14/1979	03/01/2011	06	0	0	0
EMPLOYERS COMPENSATION INS CO	05/16/2002	07/03/2003	06	3,967,925	4,910,902	0
EMPLOYERS FIRE INS CO	01/21/1921	05/18/1944	02, 03, 04, 06, 07	96,906	1,242,866	0
EMPLOYERS INS OF WAUSAU	08/21/1911	05/24/1940	02, 03, 04, 06, 07	4,935,317	2,477,471	0
EMPLOYERS INS CO OF NV	12/01/1999	06/01/2008	06	0	0	0
EMPLOYERS MUT CAS CO	03/19/1911	12/16/1941	02, 03, 04, 06, 07	5,529,444	3,116,272	0
EMPLOYERS PREFERRED INS CO	03/06/1995	10/01/2010	06	570,899	72,748	0
ENCOMPASS IND CO	01/25/1984	12/05/2002	03, 04, 05, 07	0	(4,185)	0
ENDURANCE AMER INS CO	03/21/1996	11/10/1997	03, 04, 05, 07	187,000	115,655	0
ENDURANCE REINS CORP OF AMER	03/15/2007	01/30/2008	02, 03, 04, 06, 07	0	0	0
ENDURANCE RISK SOLUTIONS ASSUR CO	06/06/1986	12/14/1987	03, 04, 05, 07	0	0	0
ENUMCLAW PROP & CAS INS CO	01/25/2002	10/30/2003	03, 04, 05, 07	779,110	200,516	0

## Summary of Idaho Business Property and Casualty Insurers - Active 12/31/2011

COMPANY NAME	INCORPORATION DATE	LICENSED DATE	LINES OF BUSINESS	IDAHO PREMIUMS WRITTEN	LOSSES INCURRED	COMPLAINT COUNTS as of 12/31/2011 [Note 1]
EQUITY INS CO	01/01/1965	01/28/2005	03, 04, 05	0	0	0
ESSENT GUAR INC	11/14/2008	02/02/2010	09	94,439	0	0
ESSENTIA INS CO	04/27/1979	11/30/1982	03, 04, 05	1,138,076	176,349	0
ESURANCE INS CO OF NJ	09/22/1919	05/23/1940	03, 04, 06, 07	0	0	0
EULER HERMES N AMER INS CO	04/28/1893	11/30/2006	05	212,031	(90,292)	0
EVEREST NATL INS CO	11/12/1985	12/17/1987	02, 03, 04, 06, 07	579,834	219,702	0
EVEREST REINS CO	06/13/1973	09/15/1976	02, 03, 04, 06, 07	7,560	682	0
EVERGREEN NATL IND CO	12/30/1939	10/03/1983	03, 04, 05, 07	8,430	(261)	0
EVERSPAN FIN GUAR CORP	01/11/1968	09/04/1969	07	0	0	0
EXCESS SHARE INS CORP	08/17/1993	12/13/1995	05	18,737	0	0
EXECUTIVE RISK IND INC	09/23/1977	02/07/1995	02, 03, 04, 06, 07	506,474	146,833	0
EXPLORER INS CO	12/08/1981	05/31/1991	03, 04, 06, 07	1,275	95,121	0
FACTORY MUT INS CO	10/31/1835	06/30/1968	03, 04, 05, 07	10,142,641	1,227,067	0
FAIR AMER INS & REINS CO	09/30/1985	10/09/1979	02, 03, 04, 05, 07	0	0	0
FAIRFIELD INS CO	07/31/1991	10/13/1995	02, 03, 04, 05, 06, 07	0	(5,000)	0
FAIRMONT INS CO	04/10/1970	03/01/1984	03, 04, 06, 07	0	0	0
FAIRMONT PREMIER INS CO	07/01/1941	02/18/1947	02, 03, 04, 06, 07	0	0	0
FAIRMONT SPECIALTY INS CO	08/01/1923	12/31/1980	02, 03, 04, 06, 07	0	(91)	0
FARM BUREAU MUT INS CO OF ID	04/27/1947	05/01/1947	02, 03, 04, 06, 07	122,935,397	78,877,374	5
FARMERS ALLIANCE MUT INS CO	07/20/1888	10/30/1974	03, 04, 05, 07	6,769,819	3,633,833	0
FARMERS INS CO OF ID	10/19/1969	12/10/1969	02, 03, 04, 05, 06, 07	94,748,988	42,386,227	11
FARMERS INS EXCH	04/06/1928	01/01/1930	02, 03, 04, 06, 07	18,944,573	7,442,762	0
FARMERS MUT HAIL INS CO OF IA	03/05/1893	06/19/1958	04	0	0	0
FARMERS UNION MUT INS CO	12/04/1959	03/20/2007	03, 04, 05	0	0	0
FARMINGTON CAS CO	08/24/1982	07/08/1983	02, 03, 04, 06, 07	3,794	707	0
FARMLAND MUT INS CO	03/22/1909	10/23/1990	03, 04, 06, 07	1,247,439	180,352	0
FEDERAL INS CO	02/15/1901	03/28/1940	02, 03, 04, 06, 07	11,831,577	1,112,871	0
FEDERATED MUT INS CO	01/19/1904	04/01/1921	02, 03, 04, 06, 07	2,608,611	3,153,101	0
FEDERATED RURAL ELECTRIC INS EXCH	05/14/1957	12/10/1979	02, 03, 04, 06, 07	1,799,571	913,869	0
FEDERATED SERV INS CO	06/06/1972	10/22/1974	03, 04, 06, 07	806,943	209,264	0
FIDELITY & DEPOSIT CO OF MD	10/14/1980	12/24/1981	03, 04, 05, 07	1,442,056	(99,037)	0
FIDELITY & GUAR INS CO	03/01/1977	03/19/1979	03, 04, 06, 07	(29,248)	390,280	0
FIDELITY & GUAR INS UNDERWRITERS INC	07/06/1951	11/17/1955	03, 04, 06, 07	0	89,448	0
FIDELITY NATL IND INS CO	11/07/2002	07/12/2011	03	97,308	0	0
FIDELITY NATL INS CO	04/26/1990	04/22/2008	03, 04, 05, 07	0	0	0
FIDELITY NATL PROP & CAS INS CO	06/07/1971	06/14/1988	03, 04, 05, 07	399,655	13,890	0
FINANCIAL AMER PROP & CAS INS CO	03/14/1961	10/06/1972	02, 03, 04, 06, 07	0	0	0
FINANCIAL CAS & SURETY INC	08/07/1989	10/21/2004	07	81,841	(185)	0

# Summary of Idaho Business Property and Casualty Insurers - Active 12/31/2011

COMPANY NAME	INCORPORATION DATE	LICENSED DATE	LINES OF BUSINESS	IDAHO PREMIUMS WRITTEN	LOSSES INCURRED	COMPLAINT COUNTS as of 12/31/2011 [Note 1]
FINANCIAL GUAR INS CO	04/10/1972	11/07/1984	07	0	0	0
FINANCIAL IND CO	12/19/1945	11/22/1961	02, 03, 05, 07	111,975	(11,199)	0
FINANCIAL PACIFIC INS CO	07/22/1986	06/19/1996	03, 04, 05, 07	2,827	0	0
FIRE INS EXCH	11/20/1942	06/20/1943	03, 04, 05, 07	0	0	0
FIREMANS FUND INS CO	09/09/1864	09/19/1918	02, 03, 04, 06, 07	9,052,079	2,725,799	0
FIREMENS INS CO OF WASHINGTON DC	03/03/1837	03/01/2007	03, 04, 06, 07	0	0	0
FIRST AMER PROP & CAS INS CO	10/17/1977	03/19/1991	03, 04, 05	1,240	0	0
FIRST COLONIAL INS CO	02/17/1987	04/23/1998	04, 05	186,327	47,583	0
FIRST DAKOTA IND CO	11/07/1995	11/01/2010	06, 07	0	0	0
FIRST FIN INS CO	04/29/1970	09/09/1977	03, 06, 07	0	0	0
FIRST LIBERTY INS CORP	06/16/1989	05/23/1991	02, 03, 04, 06, 07	264,422	276,484	0
FIRST NATL INS CO OF AMER	10/05/1928	11/20/1928	03, 04, 06, 07	1,080,690	(686,531)	0
FIRST NONPROFIT INS CO	01/01/1978	11/01/2009	03, 04, 06, 07	0	0	0
FIRSTCOMP INS CO	12/17/1986	08/03/1992	03, 04, 05	0	0	0
FLORISTS MUT INS CO	06/01/1887	10/03/1988	03, 04, 06, 07	135,602	47,113	0
FOREMOST INS CO GRAND RAPIDS MI	05/20/1952	09/02/1957	02, 03, 04, 05, 06, 07	8,989,724	3,190,565	0
FOREMOST PROP & CAS INS CO	04/27/1984	07/02/1992	03, 04, 05, 06, 07	633,018	348,256	1
FORTRESS INS CO	04/30/1997	08/20/2002	05	15,691	687	0
FRANKENMUTH MUT INS CO	09/15/1921	06/07/1999	03, 04, 05, 07	0	0	0
FREEDOM SPECIALTY INS CO	05/21/1929	12/10/1959	03, 04, 05, 07	0	0	0
GARRISON PROP & CAS INS CO	12/01/1900	10/25/2004	03, 04, 05	3,664,294	2,100,852	2
GATEWAY INS CO	05/21/1986	07/21/1997	03, 04, 05	14,612	(19,324)	0
GEICO CAS CO	08/31/1982	04/24/1984	03, 04, 05	472,050	149,456	0
GEICO GEN INS CO	05/15/1934	12/31/1978	03, 04, 05, 07	23,959,004	12,732,303	1
GEICO IND CO	05/12/1961	08/04/1961	03, 05	17,289,312	9,007,857	2
GEM STATE INS CO	03/10/1910	01/01/1910	03, 04, 05	3,790,727	1,545,176	0
GENERAL CAS CO OF WI	05/12/1925	01/06/1993	03, 04, 06, 07	314,139	375,660	0
GENERAL FIDELITY INS CO	03/17/1987	07/01/1987	02, 03, 04, 05	0	(74,159)	0
GENERAL INS CO OF AMER	03/20/1923	06/09/1923	03, 04, 06, 07	1,430,211	(807,541)	0
GENERAL REINS CORP	10/06/1970	04/01/1971	02, 03, 04, 05, 06, 07	148,083	(2,318)	0
GENERAL SECURITY NATL INS CO	05/15/1980	11/19/1984	03, 04, 05, 06, 07	0	0	0
GENERAL STAR NATL INS CO	09/10/1864	12/18/1922	03, 04, 05, 07	49,703	6,000	0
GENERALI US BRANCH	12/23/1952	11/30/1990	02, 03, 04, 05, 07	20,531	0	0
GENESIS INS CO	04/06/1976	12/30/1987	02, 03, 04, 06, 07	0	(63,991)	0
GENWORTH FINANCIAL ASSUR CORP	06/12/1992	11/09/2007	05, 09	0	0	0
GENWORTH HOME EQUITY INS CORP	07/19/1982	07/30/1991	09	0	0	0
GENWORTH MORTGAGE INS CORP	05/12/1980	04/07/1981	09	3,345,221	20,434,076	0
GENWORTH MORTGAGE INS CORP OF NC	02/20/1961	10/15/1981	09	0	0	0

# Summary of Idaho Business

## Property and Casualty Insurers - Active 12/31/2011

COMPANY NAME	INCORPORATION DATE	LICENSED DATE	LINES OF BUSINESS	IDAHO PREMIUMS WRITTEN	LOSSES INCURRED	COMPLAINT COUNTS as of 12/31/2011 [Note 1]
GENWORTH RESIDENTIAL MORTGAGE ASSUR	08/11/1961	08/16/1962	09	161,722	0	0
GENWORTH RESIDENTIAL MORTGAGE INS CO	11/15/1972	09/15/1977	09	149,433	48,933	0
GEOVERA INS CO	03/24/1997	04/19/2005	03, 04, 05, 07	0	0	0
GLOBAL REINS CORP OF AMER	07/30/1940	08/28/1984	03, 04, 05, 06, 07	0	(785)	0
GMAC INS CO ONLINE INC	04/06/2000	02/23/2004	03, 04, 05	0	0	0
GOVERNMENT EMPLOYEES INS CO	11/19/1937	08/22/1955	02, 03, 04, 05, 07	8,818,301	4,817,025	0
GRAMERCY INS CO	11/01/1979	06/13/2006	02, 03, 04, 05, 07	49,951	4,211	0
GRANGE INS ASSN	08/06/1931	05/22/1953	03, 04, 05, 07	4,918,014	2,849,155	1
GRANITE RE INC	11/13/1986	03/13/2009	03, 05, 07	250	(648)	0
GRANITE STATE INS CO	01/27/1865	02/10/1928	02, 03, 04, 06, 07	849,517	373,643	0
GRAY INS CO	11/18/1977	12/14/1999	03, 04, 06, 07	3,436	0	0
GREAT AMER ALLIANCE INS CO	09/11/1945	10/06/1948	02, 03, 04, 05, 06, 07	379,470	108,264	0
GREAT AMER ASSUR CO	03/23/1905	05/11/1973	03, 04, 06, 07	938,706	743,217	0
GREAT AMER INS CO	03/07/1872	09/30/1976	03, 04, 06, 07	5,117,522	937,625	0
GREAT AMER INS CO OF NY	08/22/1947	04/01/1948	03, 04, 05, 06, 07	958,415	(59,706)	0
GREAT AMER SECURITY INS CO	07/01/1987	03/18/1991	03, 04, 05, 06, 07	0	0	0
GREAT AMER SPIRIT INS CO	04/05/1988	09/17/1991	03, 04, 05, 06, 07	0	(467)	0
GREAT DIVIDE INS CO	04/29/1986	09/26/1994	02, 03, 04, 05, 06, 07	47,799	7,935	0
GREAT MIDWEST INS CO	10/08/1985	09/01/1999	02, 03, 04, 05, 07	0	0	0
GREAT NORTHERN INS CO	03/26/1952	09/04/1969	03, 04, 06, 07	1,199,430	326,175	0
GREAT NORTHWEST INS CO	09/15/1986	12/08/2006	03, 04, 05	491,376	306,462	0
GREAT WEST CAS CO	03/22/1956	01/14/1965	03, 04, 06, 07	11,130,859	6,629,614	0
GREATER NY MUT INS CO	08/29/1927	12/24/1963	03, 04, 06, 07	0	0	0
GREENWICH INS CO	02/18/1946	08/25/1955	02, 03, 04, 06, 07	679,309	(9,346,305)	0
GUARANTEE CO OF N AMER USA	01/23/1990	10/01/1999	07	85,625	0	0
GUARANTEE INS CO	08/16/1978	12/31/1978	02, 03, 04, 05, 10	0	0	0
GUIDEONE AMER INS CO	04/08/1983	12/23/1999	03, 04, 05, 07	0	0	0
GUIDEONE ELITE INS CO	07/19/1983	06/16/1988	03, 04, 05, 07	306,777	879,762	0
GUIDEONE MUT INS CO	12/26/1946	07/21/1954	02, 03, 04, 06, 07	390,664	901,319	0
GUIDEONE SPECIALTY MUT INS CO	07/10/1948	11/06/1958	03, 04, 05, 07	25,234	2,802	0
HALLMARK INS CO	06/21/1988	07/24/1992	03, 04, 05, 07	638,037	312,197	0
HANOVER AMER INS CO	06/08/1989	07/05/1996	03, 04, 05, 06, 07	0	0	0
HANOVER INS CO	04/15/1852	01/01/1973	02, 03, 04, 06, 07	1,174,287	138,132	0
HARCO NATL INS CO	10/28/1992	12/01/1994	03, 04, 06, 07	198,348	27,873	0
HARLEYVILLE INS CO	06/09/1930	08/18/1987	03, 04, 05, 07	50,664	0	0
HARTFORD ACCIDENT & IND CO	05/08/1913	07/18/1919	02, 03, 04, 06, 07	548,051	146,083	0
HARTFORD CAS INS CO	05/05/1987	07/01/1987	02, 03, 04, 06, 07	3,107,397	1,035,268	0
HARTFORD FIRE IN CO	05/01/1810	07/29/1919	02, 03, 04, 06, 07	3,408,883	1,284,725	0

## Summary of Idaho Business Property and Casualty Insurers - Active 12/31/2011

COMPANY NAME	INCORPORATION DATE	LICENSED DATE	LINES OF BUSINESS	IDAHO PREMIUMS WRITTEN	LOSSES INCURRED	COMPLAINT COUNTS as of 12/31/2011 [Note 1]
HARTFORD INS CO OF THE MIDWEST	09/11/1979	12/08/1983	03, 04, 06, 07	6,372,623	3,043,365	2
HARTFORD STEAM BOIL INSPEC & INS CO	06/30/1866	01/13/1906	03, 04, 05	332,378	12,071	0
HARTFORD STEAM BOIL INSPEC INS CO CT	07/22/1988	06/11/2002	03, 04, 05	0	0	0
HARTFORD UNDERWRITERS INS CO	12/23/1978	07/01/1988	03, 04, 06, 07	3,208,922	1,476,276	2
HDI GERLING AMER INS CO	03/02/2007	11/06/2008	03, 04, 05, 06, 07	127,160	5,505	0
HERITAGE CAS INS CO	06/04/1974	01/16/1984	02, 03, 04, 05, 07	0	0	0
HERITAGE IND CO	01/25/1979	08/18/1981	02, 03, 04, 05	593,455	154,640	0
HIGHMARK CAS INS CO	06/22/1977	10/14/1997	05	0	0	0
HISCOX INS CO INC	11/26/1952	08/10/1954	02, 03, 04, 05, 07	15,780	14,009	0
HOLYOKE MUT INS CO IN SALEM	03/14/1843	09/02/2009	03, 04, 05	40,431	98,278	0
HOMESITE INS CO	01/31/1985	09/12/1988	02, 03, 04, 05, 07	1,076,308	459,108	0
HORACE MANN INS CO	08/28/1963	12/16/1978	03, 04, 05, 07	945,251	348,013	1
HORACE MANN PROP & CAS INS CO	03/25/1965	05/26/1988	03, 05	1,306,138	590,144	0
HOUSING AUTHORITY PROP A MUT CO	03/20/1987	12/20/2005	03, 04, 05, 07	0	0	0
HOUSING ENTERPRISE INS CO INC	08/15/2000	09/23/2009	03, 04, 05, 07	0	0	0
HOUSTON GEN INS CO	12/19/1980	07/30/1982	03, 04, 05, 07	0	0	0
HSBC INS CO OF DE	06/23/1965	01/04/2006	02, 03, 04, 05	32,441	25,538	0
HUDSON INS CO	01/16/1918	10/15/1991	02, 03, 04, 06, 07	1,576,393	193,444	1
IDAHO COUNTIES RISK MGMT PROGRAM	11/29/1985	02/01/1986	03, 05	19,874,669	8,131,125	1
IDAHO STATE INS FUND	12/31/1917	01/01/1918	10	149,332,739	114,756,401	0
IDS PROP CAS INS CO	12/12/1972	08/04/2004	02, 03, 04, 05	1,089,594	276,398	0
ILLINOIS INS CO	10/21/1988	10/16/1995	02, 06, 07	0	0	0
ILLINOIS NATL INS CO	10/05/1933	06/12/1992	03, 04, 06, 07	76,072	168,205	0
IMPERIUM INS CO	11/18/1977	12/20/1991	02, 03, 04, 06, 07	30,750	204,790	0
INDEMNITY CO OF CA	10/05/1967	07/14/1995	07	193,655	(8,725)	0
INDEMNITY INS CO OF NORTH AMER	09/26/1977	12/27/1984	03, 04, 06, 07	918,247	217,209	0
INDEPENDENCE AMER INS CO	02/26/1973	05/08/2001	02, 03, 05	0	0	0
INDIANA LUMBERMENS MUT INS CO	03/19/1897	10/24/1980	03, 04, 05, 06, 07	719,749	728,875	0
INFINITY INS CO	09/28/1978	11/17/1981	03, 04, 05, 07	13,206	(514)	0
INFINITY PREMIER INS CO	11/30/1989	07/24/1991	05	0	0	0
INSURANCE CO OF N AMER	04/14/1794	08/07/1956	02, 03, 04, 06, 07	8,498	143,632	0
INSURANCE CO OF THE STATE OF PA	04/18/1794	04/13/1918	02, 03, 04, 06, 07	5,944,989	2,219,129	1
INSURANCE CO OF THE WEST	03/01/1972	08/16/1988	03, 04, 06, 07	166,608	356,887	0
INTEGON IND CORP	12/16/1946	09/28/1979	03, 04, 05, 07	0	0	0
INTEGON NATL INS CO	01/04/1988	12/31/1988	03, 04, 05, 07	0	0	0
INTERNATIONAL FIDELITY INS CO	12/18/1904	09/19/1975	07	220,356	3,166	0
INTREPID INS CO	03/02/1999	06/08/2005	03, 04, 05, 07	0	0	0
IRONSHORE IND INC	08/01/1919	10/22/1974	03, 04, 06, 07	131,687	103,024	0

## Summary of Idaho Business Property and Casualty Insurers - Active 12/31/2011

COMPANY NAME	INCORPORATION DATE	LICENSED DATE	LINES OF BUSINESS	IDAHO PREMIUMS WRITTEN	LOSSES INCURRED	COMPLAINT COUNTS as of 12/31/2011 [Note 1]
JEFFERSON INS CO	03/15/1950	11/13/1956	03, 04, 05	1,037,623	285,774	0
JEWELERS MUT INS CO	03/12/1913	07/28/1972	03, 04, 05, 07	212,365	65,884	0
JOHN DEERE INS CO	02/08/1979	12/06/1991	02, 03, 05	12,822,902	5,599,762	0
KNIGHTBROOK INS CO	12/17/1934	05/18/2011	03, 04, 05	188,790	15,211	0
LANCER INS CO	04/27/1945	11/13/1956	03, 04, 06, 07	840,992	154,420	0
LANDCAR CAS CO	10/03/1989	05/02/1997	05	214,495	51,036	0
LEXINGTON NATL INS CORP	10/23/1989	09/30/2003	07	9,560	10,150	0
LEXON INS CO	03/20/1984	09/24/1999	02, 03, 04, 05, 07	570,652	0	0
LIBERTY AMER SELECT INS CO	02/22/1989	06/25/1996	03, 04, 05	0	0	0
LIBERTY INS CORP	12/16/1988	12/15/1988	03, 04, 06, 07	5,472,099	2,627,503	0
LIBERTY INS UNDERWRITERS INC	11/17/1978	08/13/1981	02, 03, 04, 05, 07	1,156,446	772,049	0
LIBERTY MUT FIRE INS CO	10/31/1908	04/01/1936	03, 04, 06, 07	21,960,884	9,516,186	2
LIBERTY MUT INS CO	01/01/1912	08/28/1935	02, 03, 04, 06, 07	14,062,329	10,412,607	0
LIBERTY NORTHWEST INS CORP	01/21/1983	10/28/1983	02, 03, 04, 06, 07	40,064,188	42,270,412	0
LINCOLN GEN INS CO	03/17/1977	12/03/1991	03, 04, 05, 07	(892)	(56,958)	0
LM GEN INS CO	11/17/1978	08/13/1981	02, 03, 04, 05, 07	0	0	0
LM INS CORP	06/16/1989	05/23/1991	02, 03, 04, 06, 07	1,502,243	915,314	0
LM PROP & CAS INS CO	01/02/1975	10/20/1975	02, 03, 04, 05, 07	0	1,459	0
LUMBERMENS CAS INS CO	11/17/1970	11/03/1975	02, 03, 04, 05, 06, 07	0	(2)	0
LUMBERMENS MUT CAS CO	11/18/1912	09/18/1928	02, 03, 04, 06, 07	(722)	10,740	0
LUMBERMENS UNDERWRITING ALLIANCE	01/10/1905	04/01/1913	03, 04, 06, 07	1,316,846	(99,775)	0
LYNDON PROP INS CO	05/30/1978	09/19/1979	03, 04, 05, 07	109,841	13,708	0
LYNDON SOUTHERN INS CO	09/16/1996	07/05/2005	02, 03, 04, 05, 07	759,100	167,807	0
MAIDEN REINS CO	08/18/2000	02/23/2004	02, 03, 04, 05, 06	19,392	10,602	0
MANUFACTURERS ALLIANCE INS CO	01/11/1979	05/01/2002	02, 03, 04, 06, 07	13,613	19,238	0
MAPFRE INS CO	02/21/1985	01/16/1992	03, 04, 05, 07	0	0	0
MARKEL AMER INS CO	10/15/1986	11/26/1991	03, 04, 05, 07	460,844	363,598	0
MARKEL INS CO	11/26/1980	11/01/1984	02, 03, 04, 06, 07	839,556	243,414	0
MARTINGALE NATL INS CO	01/07/1994	07/08/1996	03, 04, 05	0	0	0
MARYLAND CAS CO	02/09/1898	06/16/1904	02, 03, 04, 06, 07	1,308,108	320,121	0
MASSACHUSETTS BAY INS CO	12/20/1994	10/01/2011	03, 04, 06, 07	0	0	0
MAXUM CAS INS CO	11/25/1996	06/30/2005	03, 04, 05, 07	759,637	260,089	0
MBIA INS CORP	03/23/1967	06/09/1972	07	0	0	0
MEDICAL INS EXCH OF CA	07/11/1975	09/01/1976	02, 05	7,603,143	4,179,766	0
MEDICAL PROTECTIVE CO	12/02/1909	12/06/1994	05	1,999,698	1,119,000	0
MEDMARC CAS INS CO	07/26/1950	12/31/1979	03, 04, 05, 07	75,636	(14,503)	0
MEMIC IND CO	02/24/2000	07/01/2006	06	125	98	0
MENDOTA INS CO	05/01/1989	03/31/1995	03, 04, 05	0	0	0

# Summary of Idaho Business Property and Casualty Insurers - Active 12/31/2011

COMPANY NAME	INCORPORATION DATE	LICENSED DATE	LINES OF BUSINESS	IDAHO PREMIUMS WRITTEN	LOSSES INCURRED	COMPLAINT COUNTS as of 12/31/2011 [Note 1]
MERASTAR INS CO	08/14/1974	08/18/1981	03, 04, 05	14,328	49,387	0
MERCHANTS BONDING CO A MUT	01/01/1933	06/16/1988	05, 07	141,240	1,054	0
MERITPLAN INS CO	12/10/1952	11/12/1982	03, 04, 05, 07	1,416,974	480,750	0
METROPOLITAN CAS INS CO	10/07/1981	01/09/1986	03, 04, 05	0	0	0
METROPOLITAN DRT PROP & CAS INS CO	05/24/1949	05/02/1968	02, 03, 04, 05, 07	0	(7)	0
METROPOLITAN GEN INS CO	06/30/1980	01/09/1986	03, 04, 05	48,489	15,300	0
METROPOLITAN GRP PROP & CAS INS CO	12/10/1976	10/07/1980	03, 05, 07	3,351,067	2,203,042	0
METROPOLITAN PROP & CAS INS CO	08/31/1972	04/16/1973	02, 03, 04, 05, 07	14,095,556	8,386,547	2
MGA INS CO INC	05/22/1981	05/16/1988	03, 04, 05, 07	0	0	0
MGIC ASSUR CORP GEN ACCOUNT	09/27/1937	10/17/1988	05, 07	0	0	0
MGIC IND CORP	11/15/1956	01/03/2001	09	0	0	0
MIC GEN INS CORP	08/14/1980	07/13/1982	02, 03, 04, 05, 07	0	0	0
MIC PROP & CAS INS CORP	04/30/1980	07/13/1982	03, 04, 06, 07	189,807	3,746	0
MICHIGAN MILLERS MUT INS CO	10/01/1981	04/01/1914	03, 04, 05, 06, 07	0	4,636	0
MID CENTURY INS CO	12/03/1949	12/21/1954	02, 03, 04, 06, 07	5,394,161	4,839,527	1
MID CONTINENT ASSUR CO	08/13/1992	03/01/2006	03, 04, 05	0	0	0
MID CONTINENT CAS CO	02/26/1947	03/01/2006	03, 04, 05	327,674	283,944	0
MIDDLESEX INS CO	03/03/1926	09/01/2010	03, 04, 06, 07	0	0	0
MIDWEST EMPLOYERS CAS CO	03/21/1986	09/25/1989	06, 07	335,908	48,618	0
MIDWEST FAMILY MUT INS CO	04/15/1991	06/01/2011	03, 04, 06, 07	0	0	0
MILBANK INS CO	10/21/1982	12/01/1982	03, 04, 05, 07	7,168	1,781	0
MILWAUKEE CAS INS CO	09/28/1973	11/01/2007	03, 04, 06, 07	57,670	329,228	0
MINNESOTA LAWYERS MUT INS CO	05/28/1981	09/24/2003	05	0	0	0
MITSUMI SUMITOMO INS CO OF AMER	03/29/2001	09/28/2001	03, 04, 06, 07	374,881	243,964	0
MITSUMI SUMITOMO INS USA INC	01/28/1988	12/31/1988	03, 04, 05, 06, 07	33,772	1,883	0
MODERN SERV INS CO	02/06/1968	10/22/1974	03, 04, 05, 07	13,543	34,329	0
MONTEREY INS CO	07/07/1987	10/19/2006	03, 04, 05	0	0	0
MORTGAGE GUAR INS CORP	02/20/1979	12/26/1979	09	6,421,830	11,749,010	0
MOSAIC INS CO	07/26/1971	10/27/1978	02, 03, 04, 05	0	0	0
MOTORISTS COMMERCIAL MUT INS CO	05/25/1999	09/23/1927	02, 03, 04, 06, 07	(579,829)	(330,870)	0
MOTORS INS CORP	10/03/1939	03/02/1940	03, 04, 05, 07	54,107	(548)	0
MOUNTAIN VALLEY IND CO	02/02/1995	08/01/2009	03, 04, 06, 07	0	0	0
MUNICH REINS AMER INC	04/02/1917	01/01/1978	02, 03, 04, 06, 07	0	0	0
MUTUAL OF ENJUMCLAW INS CO	02/17/1998	06/19/1952	03, 04, 05, 06, 07	30,755,714	15,930,081	1
NATIONAL AMER INS CO	04/11/1919	12/23/1969	03, 04, 06, 07	298,150	223,063	0
NATIONAL AMER INS CO OF CA	10/10/1966	06/16/1987	03, 04, 06	0	(122,202)	0
NATIONAL CAS CO	12/19/1904	06/24/1908	02, 03, 04, 05, 06, 07	3,223,410	4,276,845	2
NATIONAL CONTINENTAL INS CO	12/24/1897	12/23/1958	03, 04, 05	20,888	526	0

## Summary of Idaho Business Property and Casualty Insurers - Active 12/31/2011

COMPANY NAME	INCORPORATION DATE	LICENSED DATE	LINES OF BUSINESS	IDAHO PREMIUMS WRITTEN	LOSSES INCURRED	COMPLAINT COUNTS as of 12/31/2011 [Note 1]
NATIONAL FARMERS UNION PROP & CAS	12/05/1984	10/27/1986	02, 03, 04, 06, 07	564,114	42,479	0
NATIONAL FIRE INS CO OF HARTFORD	06/04/1869	05/01/1893	02, 03, 04, 06, 07	2,390,737	649,919	0
NATIONAL GEN ASSUR CO	06/02/1983	01/02/1996	03, 04, 05	2,509,503	902,194	1
NATIONAL GEN INS CO	11/02/1966	08/18/1969	03, 05	28,926	6,175	0
NATIONAL IND CO	04/26/1940	05/17/1949	02, 03, 04, 06, 07	963,430	988,479	0
NATIONAL INS ASSN	11/15/1972	04/08/1988	05	0	0	0
NATIONAL INS CO OF WI INS	07/30/1895	03/22/1996	02	0	0	0
NATIONAL INTERSTATE INS CO	02/10/1989	10/27/1992	03, 04, 06	3,222,985	1,679,321	0
NATIONAL LIAB & FIRE INS CO	04/23/1957	01/23/1990	03, 04, 06, 07	174,777	(77,227)	0
NATIONAL MERIT INS CO	06/18/1980	12/08/1999	03, 04, 05, 07	0	0	0
NATIONAL PUBLIC FINANCE GUAR CORP	12/28/1959	02/03/1972	03, 05, 07	0	0	0
NATIONAL SPECIALTY INS CO	11/30/1960	08/03/2004	03, 04, 05, 07	50,688	(147,603)	0
NATIONAL SURETY CORP	09/03/1970	05/05/1972	02, 03, 04, 06, 07	1,518,271	532,273	0
NATIONAL UNION FIRE INS CO OF PITTS	02/14/1901	05/05/1904	02, 03, 04, 06, 07	17,387,901	3,997,145	2
NATIONWIDE AFFINITY CO OF AMER	05/19/1924	10/03/1946	02, 03, 04, 06, 07	1,054,263	181,787	0
NATIONWIDE AGRIBUSINESS INS CO	12/26/1831	10/23/1990	03, 04, 06, 07	3,253,891	3,755,023	0
NATIONWIDE ASSUR CO	02/14/1942	10/24/1955	05	0	0	0
NATIONWIDE GEN INS CO	08/22/1957	10/01/1997	03, 05	0	0	0
NATIONWIDE INS CO OF AMER	06/30/1960	04/01/1961	03, 04, 05	5,770,050	3,180,147	1
NATIONWIDE MUT FIRE INS CO	12/27/1933	10/11/1955	03, 04, 06, 07	45,447	2,034	0
NATIONWIDE MUT INS CO	12/16/1925	10/11/1955	03, 04, 06, 07	7,456,927	2,172,584	0
NATIONWIDE PROP & CAS INS CO	11/09/1979	12/30/1987	03, 04, 06, 07	0	(590)	0
NAU COUNTRY INS CO	12/31/1985	11/30/2005	03, 04, 05	6,786,216	5,095,173	0
NAVIGATORS INS CO	07/16/1981	03/07/1994	03, 04, 05, 07	872,395	86,937	0
NCMIC INS CO	01/01/1946	04/07/1977	03, 04, 05, 07	458,665	190,334	0
NETHERLANDS INS CO THE	12/12/1978	12/09/1980	03, 04, 05, 07	0	0	0
NEW ENGLAND INS CO	08/25/1989	07/01/1990	03, 04, 05, 07	0	0	0
NEW ENGLAND REINS CORP	12/28/1981	06/07/1983	03, 04, 06, 07	0	0	0
NEW HAMPSHIRE INS CO	07/01/1869	12/15/1919	02, 03, 04, 06, 07	2,960,015	1,115,320	0
NEW YORK MARINE & GEN INS CO	03/22/1972	12/30/1987	03, 04, 05, 06, 07	91,084	50,791	0
NGM INS CO	03/28/1923	01/28/2004	03, 04, 05, 06, 07	6,977	224	0
NIPPONKOA INS CO LTD US BR	01/01/1944	04/05/2004	02, 03, 04, 06, 07	715	47	0
NORGUARD INS CO	08/12/1987	01/01/2004	06	0	0	0
NORTH AMER ELITE INS CO	12/28/1987	10/19/2001	02, 03, 04, 05, 06, 07	9,156	0	0
NORTH AMER SPECIALTY INS CO	11/23/1973	10/23/1984	02, 03, 04, 06, 07	1,142,809	(49,178)	0
NORTH PACIFIC INS CO	06/26/1958	06/29/1964	03, 04, 05, 07	9,425,947	5,874,012	0
NORTH POINTE INS CO	10/13/1986	10/20/2004	03, 04, 05	20,249	2,444	0
NORTH RIVER INS CO	06/06/1972	09/30/1972	02, 03, 04, 06, 07	402,749	108,130	0



## Summary of Idaho Business Property and Casualty Insurers - Active 12/31/2011

COMPANY NAME	INCORPORATION DATE	LICENSED DATE	LINES OF BUSINESS	IDAHO PREMIUMS WRITTEN	LOSSES INCURRED	COMPLAINT COUNTS as of 12/31/2011 [Note 1]
NORTHBROOK IND CO	12/20/1978	08/12/1981	02, 03, 04, 06, 07	(30)	19	0
NORTHERN ASSUR CO OF AMER	08/21/1987	12/31/1989	02, 03, 04, 06, 07	139,326	19,619	0
NORTHERN INS CO OF NY	10/22/1897	11/09/1934	03, 04, 06, 07	160,597	(158,359)	0
NORTHLAND CAS CO	05/18/1959	11/15/1959	03, 04, 05, 07	61,209	8,440	0
NORTHLAND INS CO	01/16/1948	06/15/1960	03, 04, 05, 07	4,583,246	1,387,971	0
NORTHWEST DENTISTS INS CO	05/05/1989	12/04/1995	03, 04, 05, 07	132,962	0	0
NOVA CAS CO	09/13/1979	04/15/1988	03, 04, 05, 06, 07	772,374	42,894	0
NUTMEG INS CO	11/19/1980	07/01/2011	03, 04, 06, 07	0	6,412	0
OCCIDENTAL FIRE & CAS CO OF NC	10/31/1961	05/29/1962	02, 03, 04, 06, 07	4,776	2,189	0
ODYSSEY REINS CO	09/10/1986	11/06/1987	03, 04, 06, 07	0	0	0
OHIC INS CO	02/09/1978	08/06/1982	02, 03, 04, 05, 07	0	0	0
OHIO CAS INS CO	11/06/1919	09/20/1947	02, 03, 04, 05, 06, 07	1,369,757	680,552	0
OHIO IND CO	02/11/1956	10/20/1986	04, 05, 07	117,646	6,750	0
OHIO SECURITY INS CO	11/01/1950	09/23/1970	03, 04, 06, 07	2,992,324	654,701	0
OLD REPUBLIC GEN INS CORP	09/07/1960	11/16/1962	02, 03, 04, 06, 07	58,942	416,065	0
OLD REPUBLIC INS CO	04/11/1935	01/15/1955	02, 03, 04, 06, 07	3,251,572	835,548	0
OLD REPUBLIC SECURITY ASSUR CO	07/26/1977	11/14/1977	02, 03, 04, 05, 07	0	0	0
OLD REPUBLIC SURETY CO	12/28/1981	05/16/1990	07	214,981	29,950	0
OLD UNITED CAS CO	11/15/1988	12/29/1992	02, 03, 05	182,860	178,519	0
ONEBEACON AMER INS CO	02/17/1971	03/31/1971	02, 03, 04, 06, 07	522,204	87,639	0
ONEBEACON INS CO	06/01/1956	09/14/1956	03, 04, 06, 07	171,642	(27,840)	0
OREGON AUTOMOBILE INS CO	12/28/1925	05/22/1963	03, 04, 05, 07	1,340,375	81,984	0
OREGON MUT INS CO	12/29/1894	10/28/1925	03, 04, 05, 07	18,228,757	9,602,684	1
OWNERS INS CO	05/13/1975	12/01/2005	02, 03, 04, 06, 07	4,626,298	1,581,473	0
PACIFIC COMPENSATION INS CO	01/31/2002	08/01/2008	06	0	0	0
PACIFIC EMPLOYERS INS CO	07/17/1923	12/01/1942	02, 03, 04, 06, 07	(19,894)	(193,400)	0
PACIFIC IND CO	01/16/1926	11/24/1927	02, 03, 04, 06, 07	692,128	224,964	0
PACIFIC PIONEER INS CO	08/21/1978	05/27/1981	03, 04, 05, 07	0	0	0
PACIFIC SPECIALTY INS CO	04/18/1988	04/01/1997	03, 04, 05	2,591	66,115	0
PACIFIC STAR INS CO	08/03/1987	04/05/1991	03, 04, 05, 07	0	0	0
PACO ASSUR CO INC	12/21/1994	05/21/2008	05	126,224	33,390	0
PARIS RE AMER INS CO	08/15/1919	06/04/1981	02, 03, 04, 05	0	0	0
PARTNERRE INS CO OF NY	03/10/1875	06/15/1989	03, 04, 05, 07	0	0	0
PATHFINDER INS CO	06/19/1986	06/29/1987	05	0	0	0
PEACHTREE CAS INS CO	11/29/1983	01/18/2005	03, 05	0	0	0
PEAK PROP & CAS INS CORP	08/16/1985	03/16/1988	03, 04, 05, 07, 09	0	0	0
PEERLESS IND INS CO	04/30/2002	12/31/2002	03, 04, 06, 07	0	0	0
PEERLESS INS CO	03/07/1901	08/21/1943	03, 04, 05, 07	0	3,848,284	0

# Summary of Idaho Business Property and Casualty Insurers - Active 12/31/2011

COMPANY NAME	INCORPORATION DATE	LICENSED DATE	LINES OF BUSINESS	IDAHO PREMIUMS WRITTEN	LOSSES INCURRED	COMPLAINT COUNTS as of 12/31/2011 [Note 1]
PEMCO MUT INS CO	10/05/1948	08/27/2009	03, 04, 05, 07	0	0	0
PENN AMER INS CO	12/23/1975	01/08/1996	03, 04, 05	15,486	(23,012)	0
PENN MILLERS INS CO	01/10/1887	06/01/2005	03, 04, 06, 07	284,900	315,274	0
PENNSYLVANIA LUMBERMENS MUT INS	02/26/1895	01/02/2007	03, 04, 05, 07	274,393	452	0
PENNSYLVANIA MANUFACTURERS ASSOC INS	07/06/1964	07/14/1977	03, 04, 06, 07	152,211	360,127	0
PENNSYLVANIA MANUFACTURERS IND CO	07/06/1982	05/01/2002	02, 03, 04, 06, 07	356,695	210,163	0
PENNSYLVANIA NATL MUT CAS INS CO	01/06/1919	09/03/1974	02, 03, 04, 06, 07	100	0	0
PERMANENT GEN ASSUR CORP	10/23/1978	12/20/1991	03, 04, 05, 07	0	0	0
PETROLEUM CAS CO	10/08/1925	09/30/1969	03, 04, 06	0	0	0
PHARMACISTS MUT INS CO	10/16/1909	12/21/2001	03, 04, 05, 06, 07	224,026	66,939	0
PHILADELPHIA IND INS CO	02/10/1927	08/02/1989	02, 03, 04, 05, 07	8,975,367	1,124,396	0
PHOENIX INS CO	06/01/1850	07/01/1880	02, 03, 04, 06, 07	2,397,927	975,655	0
PHYSICIANS INS A MUT CO	12/22/1981	12/01/1994	03, 04, 05	1,052,930	906,336	0
PIONEER SPECIALTY INS CO	08/17/1981	10/01/2011	03, 04, 06, 07	0	0	0
PLANS LIAB INS CO	05/15/1986	03/08/2007	05, 07	0	0	0
PLATTE RIVER INS CO	01/06/1972	08/13/1981	03, 04, 06, 07, 09	255,257	(1,329)	0
PLAZA INS CO	07/20/1972	12/24/1986	03, 04, 05, 07	208,886	30,381	0
PMI INS CO	11/02/1994	07/31/1996	09	0	0	0
PMI MORTGAGE ASSUR CO	11/30/1966	04/26/1968	09	4,572	0	0
PMI MORTGAGE INS CO	11/10/1972	07/09/1974	09	2,182,332	9,499,940	0
PODIATRY INS CO OF AMER	05/23/1980	01/01/2004	05	432,496	190,818	0
PRAETORIAN INS CO	07/20/1979	10/04/1982	02, 03, 04, 06, 07	905,462	100,056	0
PREFERRED PROFESSIONAL INS CO	06/30/1976	10/09/1991	03, 04, 05, 06	328,370	171,115	0
PRESERVER INS CO	12/29/1992	12/01/2009	03, 04, 06, 07	0	0	0
PROASSURANCE IND CO INC	10/01/1976	06/19/1996	02, 05	0	0	0
PRODUCERS AGRICULTURE INS CO	03/10/1977	04/06/1989	03, 05	2,333,803	2,195,252	0
PROFESSIONALS ADVOCATE INS CO	12/27/1985	03/30/2000	03, 05, 07	0	0	0
PROFESSIONALS DIRECT INS CO	06/04/1987	01/10/2008	05	95,491	541	0
PROGRESSIVE ADVANCED INS CO	06/05/1939	11/19/2007	03, 04, 05	0	0	0
PROGRESSIVE CAS INS CO	11/17/1956	08/22/1969	03, 04, 05, 07	(5)	(469,010)	1
PROGRESSIVE CLASSIC INS CO	09/30/1983	09/12/1988	02, 03, 04, 05, 07	0	0	0
PROGRESSIVE DIRECT INS CO	09/29/1986	04/26/1996	03, 04, 05	19,297,664	9,678,177	3
PROGRESSIVE MAX INS CO	03/12/1937	03/01/2007	03, 04, 05	0	0	0
PROGRESSIVE NORTHERN INS CO	08/19/1980	03/19/1987	03, 04, 05, 06	683,350	449,345	0
PROGRESSIVE NORTHWESTERN INS CO	09/24/1982	09/19/1988	03, 04, 05, 07	36,670,878	19,993,052	5
PROGRESSIVE PREFERRED INS CO	09/24/1979	03/11/1985	03, 04, 05	0	0	0
PROGRESSIVE PREMIER INS CO OF IL	09/13/1992	12/16/2003	03, 04, 05	0	0	0
PROGRESSIVE SPECIALTY INS CO	09/04/1975	11/20/1981	03, 05, 07	0	0	0

## Summary of Idaho Business Property and Casualty Insurers - Active 12/31/2011

COMPANY NAME	INCORPORATION DATE	LICENSED DATE	LINES OF BUSINESS	IDAHO PREMIUMS WRITTEN	LOSSES INCURRED	COMPLAINT COUNTS as of 12/31/2011 [Note 1]
PROGRESSIVE WEST INS CO	07/23/1970	09/25/1981	02, 03, 04, 05, 07	0	0	0
PROPERTY & CAS INS CO OF HARTFORD	05/04/1989	10/20/1995	03, 04, 06, 07	6,761,680	1,861,602	0
PROSELECT NATL INS CO INC	03/21/1947	09/25/1953	03, 04, 05	0	0	0
PROTECTIVE INS CO	12/21/1954	12/12/1967	02, 03, 04, 06, 07	122,143	18,663	0
PROVIDENCE WASHINGTON INS CO	01/05/1799	06/08/1998	03, 04, 06, 07	0	(1,550)	0
PUBLIC SERV MUT INS CO	06/24/1925	04/01/1964	03, 05	25,687	14,061	0
PXRE REINS CO	08/07/1986	04/06/1988	03, 04, 05, 06, 07	0	0	0
QBE INS CORP	05/22/1980	06/14/1984	02, 03, 04, 05	5,050,885	2,743,707	0
QBE REINS CORP	02/25/1964	06/29/1979	03, 04, 05, 07	0	0	0
QUANTA IND CO	05/17/1968	11/26/1968	02, 03, 04, 06, 07	0	0	0
R&Q REINS CO	02/25/1971	04/14/1972	02, 03, 04, 05, 07	0	0	0
RADIAN ASSET ASSUR INC	12/30/1985	09/09/1991	07	0	0	0
RADIAN GUAR INC	09/23/1976	05/20/1980	05, 09	4,831,908	14,932,085	0
RADIAN MORTGAGE ASSUR INC	06/18/1974	11/23/1981	09	0	0	0
RAMPART INS CO	09/13/1970	12/22/1992	03, 04, 06, 07	0	0	0
RED SHIELD INS CO	02/09/1979	08/12/1988	03, 04, 05, 07	770,847	456,504	0
REDWOOD FIRE & CAS INS CO	01/27/1970	02/10/1983	03, 04, 06, 07	417,115	(239,865)	0
REGENT INS CO	01/22/1963	10/27/1992	03, 04, 06, 07	22,110	(129,816)	0
REPUBLIC IND CO OF AMER	12/05/1972	04/10/1995	02, 03, 04, 06, 07	9,804	5,765	0
REPUBLIC IND CO OF CA	10/13/1982	04/10/1995	02, 03, 04, 06, 07	15,891	(131,524)	0
REPUBLIC MORTGAGE INS CO	12/07/1972	11/01/1984	09	1,619,036	5,796,253	0
REPUBLIC MORTGAGE INS CO OF FL	12/10/1974	05/20/2003	09	0	0	0
REPUBLIC MORTGAGE INS OF NC	03/13/1973	11/26/2002	09	0	0	0
REPWEST INS CO	02/27/1973	06/29/1981	02, 03, 04, 06, 07	172,734	163,922	0
RESPONSE INS CO	05/26/1983	12/23/1985	02, 03, 04, 05	0	0	0
RESPONSE WORLDWIDE INS CO	09/27/1979	12/31/1979	02, 03, 04, 05, 07	830	65,331	0
RIVERPORT INS CO	12/22/1989	09/01/2006	03, 04, 06, 07	274,423	7,951	0
RLI IND CO	01/31/1987	10/10/1996	02, 03, 04, 05, 07	0	(102)	0
RLI INS CO	06/04/1959	04/20/1972	02, 03, 04, 05, 06, 07	901,705	17,098	0
ROCHE SURETY & CAS CO INC	03/27/1981	12/07/2005	07	15,835	0	0
ROCKWOOD CAS INS CO	09/13/1990	04/01/2007	03, 04, 06, 07	0	(41,583)	0
ROCKY MOUNTAIN FIRE & CAS CO	04/02/1959	11/05/1959	03, 04, 05	210,228	42,495	0
RSUI IND CO	06/16/1977	05/07/1980	02, 03, 04, 05, 07	574,542	53,421	0
RURAL COMM INS CO	04/19/1980	01/19/1983	03, 04, 06	9,475,916	9,995,993	0
RV1 NATL INS CO	07/18/1983	01/01/1909	02, 03, 04, 05, 07	0	0	0
SAFECO INS CO OF AMER	09/02/1953	09/17/1953	03, 04, 06, 07	7,629,268	759,039	0
SAFECO INS CO OF IL	08/29/1980	07/31/1984	03, 04, 06	59,947,321	23,349,735	2
SAFECO INS CO OF IN	03/25/1971	04/05/1972	02, 03, 04, 05, 07	0	0	0

# Summary of Idaho Business Property and Casualty Insurers - Active 12/31/2011

COMPANY NAME	INCORPORATION DATE	LICENSED DATE	LINES OF BUSINESS	IDAHO PREMIUMS WRITTEN	LOSSES INCURRED	COMPLAINT COUNTS as of 12/31/2011 [Note 1]
SAFECO NATL INS CO	07/10/1972	01/05/1991	05	0	(5)	0
SAFETY FIRST INS CO	05/22/2001	09/01/2007	06, 07	5,581	2,462	0
SAFETY NATL CAS CORP	11/28/1942	09/15/1987	02, 03, 04, 06, 07	807,346	71,836	0
SAFEWAY INS CO	08/28/1962	03/21/2008	05	0	0	0
SAGAMORE INS CO	12/22/1981	02/04/2002	02, 03, 04, 05, 06, 07	968,453	883,610	0
SAMSUNG FIRE & MARINE INS CO LTD	05/15/1956	11/01/2011	03, 04, 06, 07	0	0	0
SAN FRANCISCO REINS CO	05/25/1956	01/14/1982	02, 03, 04, 05, 07	0	0	0
SCOR REINS CO	11/08/1984	09/30/1985	02, 03, 04, 06, 07	0	0	0
SCOTTS DALE IND CO	11/14/1984	12/29/1992	03, 05	366,604	65,219	0
SEABRIGHT INS CO	07/21/1986	12/17/1987	02, 03, 04, 05, 06, 07	251,261	74,236	0
SEATON INS CO	04/06/1901	07/05/1905	02, 03, 04, 06, 07	0	(35,195)	0
SEAWORTHY INS CO	11/01/1989	12/23/2008	04	7,727	0	0
SECURA INS A MUT CO	03/01/1900	11/01/2007	03, 04, 06, 07	0	0	0
SECURA SUPREME INS CO	11/30/1995	11/01/2007	03, 04, 06, 07	0	0	0
SECURIAN CAS CO	01/18/1994	08/13/2007	03, 05	1,104,399	510,001	0
SECURITY NATL INS CO	07/07/1924	11/03/1992	03, 04, 05, 06, 07	146,226	(162,039)	0
SELECT INS CO	03/31/1955	08/29/1968	03, 04, 05, 07	0	(496)	0
SELECT MARKETS INS CO	06/14/1963	03/12/1964	02, 03, 04, 06, 07	(1,109)	(984,056)	0
SELECTIVE INS CO OF NY	04/30/1914	05/31/1983	03, 04, 06, 07	121,813	39,732	0
SENECA INS CO INC	03/29/1978	07/01/1978	03, 04, 06, 07	288,618	5,944	0
SENTINEL INS CO LTD	07/06/1999	02/04/2004	03, 04, 06, 07	5,724,576	2,663,572	0
SENTRUITY CAS CO	01/10/2007	08/27/2010	04, 05, 07	0	0	0
SENTRY CAS CO	07/23/1973	09/21/2004	02, 03, 04, 05, 06, 07	216,117	79,268	0
SENTRY INS A MUT CO	12/19/1913	01/07/1927	02, 03, 04, 06, 07	1,237,195	(251,759)	0
SENTRY SELECT INS CO	08/01/1929	11/03/1982	02, 03, 04, 06, 07	896,866	1,385,277	0
SEQUOIA IND CO	02/02/2004	02/01/2009	03, 04, 06, 07	0	0	0
SEQUOIA INS CO	04/10/1946	09/14/2004	03, 04, 05, 06, 07	457,417	205,950	0
SERVICE INS CO	12/16/1977	02/05/2004	03, 04, 05, 07	2,401	0	0
SIRIUS AMER INS CO	09/13/1979	12/08/1987	02, 03, 04, 05, 07	0	(1,796)	0
SOMPO JAPAN INS CO OF AMER	08/09/1962	12/13/1982	03, 04, 06, 07	261,255	52,128	0
SOUTHERN INS CO	12/01/1947	11/15/1960	03, 04, 05	0	0	0
SOUTHWEST MARINE & GEN INS CO	07/27/2005	10/10/2008	07	0	(2)	0
SPARTA INS CO	02/10/1923	09/09/1926	02, 03, 04, 06, 07	2,288,630	620,318	0
SPRINGFIELD INS CO INC	05/10/1988	02/01/2009	03, 04, 06, 07	0	8,958	0
ST PAUL FIRE & MARINE INS CO	04/18/1925	05/02/1928	02, 03, 04, 06, 07	1,307,999	309,648	0
ST PAUL GUARDIAN INS CO	04/06/1970	06/09/1972	02, 03, 04, 06, 07	22,436	9,225	0
ST PAUL MEDICAL LIAB INS CO	12/10/1982	09/06/1983	03, 04, 06, 07	0	63	0
ST PAUL MERCURY INS CO	08/24/1964	11/14/1967	02, 03, 04, 06, 07	897,797	28,643	0

## Summary of Idaho Business Property and Casualty Insurers - Active 12/31/2011

COMPANY NAME	INCORPORATION DATE	LICENSED DATE	LINES OF BUSINESS	IDAHO PREMIUMS WRITTEN	LOSSES INCURRED	COMPLAINT COUNTS as of 12/31/2011 [Note 1]
ST PAUL PROTECTIVE INS CO	12/30/1931	05/09/1947	02, 03, 04, 06, 07	19,011	44,613	0
STANDARD FIRE INS CO	07/06/1905	02/14/1912	02, 03, 04, 06, 07	1,006,016	541,966	1
STANDARD GUAR INS CO	08/29/1960	12/30/1983	02, 03, 04, 05	1,331,807	463,485	1
STAR INS CO	08/26/1985	10/07/1988	02, 03, 04, 06, 07	649,646	70,850	0
STARNET INS CO	06/11/1998	03/20/2000	02, 03, 04, 05, 06, 07	2,342,244	666,098	0
STARR IND & LIAB CO	04/15/1919	06/30/1980	02, 03, 04, 05, 06, 07	1,313,493	448,461	0
STATE AUTOMOBILE MUT INS CO	08/01/1921	02/01/2006	03, 04, 06, 07	0	0	0
STATE FARM FIRE & CAS CO	06/12/1935	08/29/1952	03, 04, 06, 07	64,471,519	27,868,295	4
STATE FARM GEN INS CO	04/03/1962	10/24/1962	03, 04, 05, 07	0	1,222	0
STATE FARM MUT AUTO INS CO	03/29/1922	04/01/1929	02, 04, 05	92,283,112	52,803,406	2
STATE NATL INS CO INC	08/01/1984	12/19/1994	03, 04, 05, 06	233,266	227,029	0
STONEBRIDGE CAS INS CO	11/15/1957	07/25/1974	02, 03, 04, 05, 07	492,859	201,940	0
STONEWALL INS CO	02/10/1866	08/28/1962	03, 04, 05, 07	4,551	664	0
STONEWOOD NATL INS CO	02/06/1974	09/29/1980	02, 03, 05	0	0	0
STONINGTON INS CO	02/02/1938	04/08/1988	03, 04, 05, 06, 07	5,916,636	2,716,787	0
STRATFORD INS CO	12/28/1981	08/22/1988	03, 04, 05	39,321	42,307	0
SUBLIMITY INS CO	11/10/1897	01/25/1991	03, 05, 07	2,926,003	1,153,381	0
SUECIA INS CO	05/29/1980	06/20/1985	02, 03, 04, 05, 07	0	0	0
SUN SURETY INS CO	04/20/1998	11/01/2001	07	151,321	25,575	0
SURETEC INS CO	06/19/1998	07/22/2008	07	58,350	882	0
SURETY BONDING CO OF AMER	02/27/1992	12/23/1999	05, 07	0	0	0
SWISS REINS AMER CORP	07/26/1940	11/18/1960	02, 03, 04, 05, 07	0	0	0
SYNCORA GUAR INC	07/25/1991	11/05/1992	04, 05, 07	0	0	0
T H E INS CO	04/10/1969	04/23/1996	03, 04, 05, 06, 07	347,835	(89,297)	0
TEACHERS INS CO	02/26/1971	04/16/1973	02, 03, 04, 05, 07	290,892	100,146	0
TECHNOLOGY INS CO INC	06/14/1991	03/04/1996	02, 03, 04, 05, 06, 07	0	(811,438)	0
THE BAR PLAN MUT INS CO	11/21/1985	03/25/2004	07	0	0	0
THE CINCINNATI IND CO	05/19/1988	01/01/1998	03, 04, 06, 07	630,404	50,008	0
TIG INS CO	03/08/1911	07/06/1932	02, 03, 04, 06, 07	0	3,673,699	0
TITAN IND CO	01/18/1984	04/20/1989	03, 04, 05, 07	0	0	0
TNUS INS CO	02/11/2004	07/01/2004	03, 04, 05, 07	0	0	0
TOKIO MARINE & NICHIDO FIRE INS CO	08/01/1879	09/12/1979	02, 03, 04, 06, 07	727,413	170,487	0
TORUS NATL INS CO	11/06/1944	07/01/1947	03, 04, 06, 07	16,682	2,574	0
TOWER INS CO OF NY	06/20/1989	03/01/2007	03, 04, 06, 07	3,417,297	2,698,672	0
TOYOTA MOTOR INS CO	09/19/1909	12/10/1952	03, 04, 05, 07	312,516	182,054	0
TRADERS & GEN INS CO	12/12/1980	05/27/1992	03, 04, 05, 07	0	0	0
TRANS PACIFIC INS CO	01/21/1982	06/24/1983	03, 04, 06, 07	18,693	287	0
TRANSATLANTIC REINS CO	10/29/1952	03/22/1978	02, 03, 04, 06	0	0	0

# Summary of Idaho Business Property and Casualty Insurers - Active 12/31/2011

COMPANY NAME	INCORPORATION DATE	LICENSED DATE	LINES OF BUSINESS	IDAHO PREMIUMS WRITTEN	LOSSES INCURRED	COMPLAINT COUNTS as of 12/31/2011 [Note 1]
TRANSGUARD INS CO OF AMER INC	06/18/1987	01/12/1998	03, 04, 05, 06, 07	241,673	78,548	0
TRANSPORT INS CO	05/25/1976	12/21/1976	03, 04, 06, 07	0	0	0
TRANSPORTATION INS CO	02/11/1938	07/10/1951	02, 03, 04, 06, 07	1,024,341	707,956	0
TRAVCO INS CO	07/24/1991	10/10/1995	03, 04, 05	0	0	0
TRAVELERS CAS & SURETY CO	05/01/1883	01/01/1965	02, 03, 04, 06, 07	1,136,254	3,086,332	0
TRAVELERS CAS & SURETY CO OF AMER	07/18/1974	08/16/1988	02, 03, 04, 06, 07	5,811,963	981,230	0
TRAVELERS CAS CO OF CT	01/03/1990	02/11/1991	03, 04, 06, 07	0	(753)	0
TRAVELERS CAS INS CO OF AMER	08/12/1971	04/12/1978	02, 03, 04, 06, 07	3,608,784	1,429,108	0
TRAVELERS COMMERCIAL CAS CO	05/20/1981	12/17/1984	02, 03, 04, 05, 06, 07	0	0	0
TRAVELERS COMMERCIAL INS CO	01/03/1990	02/11/1991	03, 04, 06, 07	1,438,110	944,575	1
TRAVELERS HOME & MARINE INS CO	07/24/1991	10/10/1995	03, 04, 05	12,579,938	6,079,281	2
TRAVELERS IND CO	03/25/1903	08/11/1923	02, 03, 04, 06, 07	8,372,859	8,480,603	1
TRAVELERS IND CO OF AMER	01/01/1946	05/13/1968	03, 04, 06, 07	3,785,459	2,048,498	0
TRAVELERS IND CO OF CT	05/01/1859	12/28/1966	02, 03, 04, 06, 07	2,677,853	937,125	1
TRAVELERS PROF CAS CO OF AMER	07/29/1971	04/01/1973	03, 04, 06, 07	14,903,939	3,634,868	0
TRAVELERS PROF CAS INS CO	01/03/1990	03/21/1991	03, 04, 05	0	0	0
TRENWICK AMER REINS CORP	08/24/1984	01/01/1985	03, 04, 06, 07	0	0	0
TRI STATE INS CO OF MN	04/01/1974	03/01/2008	02, 03, 04, 06, 07	0	0	0
TRIAD GUAR INS CORP	07/30/1987	01/17/1992	09	35,584	45,963	0
TRINITY UNIVERSAL INS CO	01/26/1926	09/09/1992	03, 04, 06, 07	8,204,941	5,008,117	2
TRITON INS CO	03/25/1982	12/23/1985	02, 03, 04, 05, 07	176,519	56,254	0
TRUCK INS EXCH	02/19/1935	04/01/1935	02, 03, 04, 06, 07	6,150,917	1,046,200	0
TRUMBULL INS CO	10/10/1986	11/08/1995	03, 04, 06, 07	6,247	(12,578)	0
TWIN CITY FIRE INS CO CO	03/30/1987	07/01/1987	02, 03, 04, 06, 07	4,972,204	2,604,884	0
ULLICO CAS CO	05/02/1979	06/04/1981	02, 03, 04, 06, 07	280,653	177,022	0
UNDERWRITER FOR THE PROFESSIONS INS	09/05/1989	06/14/2001	05	0	0	0
UNIGARD IND CO	11/08/1972	05/31/1991	03, 04, 06, 07	521,698	456,286	0
UNIGARD INS CO	09/19/1960	12/23/1960	02, 03, 04, 05, 06, 07	15,157,384	8,850,240	1
UNION INS CO	09/01/1886	07/13/1982	03, 04, 05, 06, 07	0	0	0
UNIONE ITALIANA REINS CO OF AMER	08/24/1978	12/08/1983	03, 04, 05, 07	0	0	0
UNITED FINANCIAL CAS CO	06/13/1984	06/27/1995	03, 04, 05	7,713,276	2,298,068	0
UNITED FIRE & CAS CO	01/02/1946	10/29/1980	03, 04, 05, 07	2,467,411	377,145	0
UNITED GUAR CREDIT INS CO	06/19/1981	08/06/1982	05, 09	0	0	0
UNITED GUAR MORTGAGE IND CO	06/12/1972	09/25/1981	09	0	0	0
UNITED GUAR RESIDENTIAL INS CO	11/27/1963	11/09/1964	09	2,336,513	2,149,408	0
UNITED GUAR RESIDENTIAL INS CO OF NC	04/05/1963	05/14/1980	05	0	0	0
UNITED HERITAGE PROP & CAS CO	04/01/1908	04/21/1908	03, 05	15,254,041	8,878,237	2
UNITED NATL SPECIALTY INS CO	02/02/1961	04/24/2001	02, 03, 04, 05, 06, 07	0	0	0

## Summary of Idaho Business Property and Casualty Insurers - Active 12/31/2011

COMPANY NAME	INCORPORATION DATE	LICENSED DATE	LINES OF BUSINESS	IDAHO PREMIUMS WRITTEN	LOSSES INCURRED	COMPLAINT COUNTS as of 12/31/2011 [Note 1]
UNITED SECURITY INS CO	01/22/1946	11/28/2007	03, 04, 05, 07	0	0	0
UNITED SERV AUTOMOBILE ASSN	06/20/1922	10/31/1962	03, 04, 05	21,964,488	11,691,614	2
UNITED STATES FIDELITY & GUAR CO	03/19/1896	06/20/1899	02, 03, 04, 06, 07	237,290	235,493	0
UNITED STATES FIRE INS CO	04/01/1824	12/29/2003	02, 03, 04, 06, 07	1,333,502	401,181	0
UNITED STATES LIAB INS CO	04/12/1867	02/05/1965	03, 04, 05, 07	792,495	16,466	0
UNITED WI INS CO	09/11/1957	04/16/1991	02, 06	131,992	256	0
UNITRIN AUTO & HOME INS CO	10/15/1996	12/31/1996	02, 03, 04, 05, 06, 07	0	0	0
UNITRIN PREFERRED INS CO	09/28/1942	12/08/1999	02, 03, 04, 05, 07	0	0	0
UNITRIN SAFEGUARD INS CO	01/25/1982	03/21/1991	03, 04, 05	0	329	0
UNIVERSAL FIRE & CAS INS CO	02/04/1976	11/04/2005	07	90,469	0	0
UNIVERSAL SURETY CO	05/01/1947	06/04/1981	07	0	0	0
UNIVERSAL SURETY OF AMER	04/14/1984	05/13/1997	05, 07	11,551	2,793	0
UNIVERSAL UNDERWRITERS INS CO	01/25/1982	11/30/1982	02, 03, 04, 06, 07	2,560,908	347,385	0
UNIVERSAL UNDERWRITERS OF TX INS	08/28/1981	05/24/2006	03, 04, 05, 07	825,183	219,842	0
US SPECIALTY INS CO	10/28/1986	04/15/1988	02, 03, 04, 05, 06, 07	889,134	492,353	0
USAA CAS INS CO	07/16/1990	12/31/1990	03, 04, 05	15,272,723	8,020,138	0
USAA GEN IND CO	06/23/1972	12/24/1974	03, 04, 05	3,547,588	1,944,923	2
UTAH MEDICAL INS ASSOC	11/22/1978	01/03/1991	05	651,011	(206,244)	0
UTICA MUT INS CO	02/13/1914	12/29/1959	03, 04, 06, 07	211,717	436,014	0
VALANT INS CO	06/01/1973	11/26/1974	03, 04, 05, 06, 07	0	(6,713)	0
VALLEY FORGE INS CO	04/28/1944	09/02/1957	02, 03, 04, 06, 07	2,841,114	1,746,979	0
VALLEY INS CO	11/10/1982	10/21/1991	03, 04, 05, 07	0	(8,427)	0
VANLINER INS CO	04/16/1953	09/24/1968	03, 04, 06	269,908	134,250	0
VERLAN FIRE INS CO MID	01/01/2009	09/27/2010	03, 04, 05, 07	95	0	0
VICTORIA FIRE & CAS CO	07/11/1983	07/01/1996	03, 05	0	0	0
VIGILANT INS CO	07/17/1939	09/09/1953	02, 03, 04, 06, 07	5,710,263	823,827	0
VIKING INS CO OF WI	08/10/1971	10/11/1977	02, 05	14,350,597	7,746,394	3
VIRGINIA SURETY CO INC	01/07/1982	06/30/1982	02, 03, 04, 06, 07	306,317	45,335	0
WARNER INS CO	06/28/1985	11/28/1986	03, 04, 05, 07	0	0	0
WASHINGTON CAS CO	06/21/1990	12/19/1994	03, 04, 05	164,624	(23,018)	0
WASHINGTON INTL INS CO	02/02/1976	01/17/1991	02, 03, 04, 06, 07	31,861	(207)	0
WAUSAU BUSINESS INS CO	12/27/1907	11/02/1992	03, 04, 06, 07	530,816	111,611	0
WAUSAU UNDERWRITERS INS CO	09/27/1979	12/31/1979	02, 03, 04, 06, 07	2,294,463	2,120,511	0
WESCO INS CO	12/12/1962	08/16/1988	02, 03, 04, 05, 06, 07	219,884	72,405	0
WEST AMER INS CO	09/06/1991	01/18/1996	03, 04, 06, 07	1,733,381	502,455	0
WESTCHESTER FIRE INS CO	03/20/1967	04/01/1973	03, 04, 06, 07	922,275	620,440	0
WESTERN AGRIC INS CO	10/15/1971	08/22/1980	02, 03, 04, 05, 07	8,435	(4,095)	0
WESTERN COMM INS CO	04/04/1980	08/18/1980	02, 03, 04, 06, 07	21,718,270	9,982,200	0

# Summary of Idaho Business Property and Casualty Insurers - Active 12/31/2011

COMPANY NAME	INCORPORATION DATE	LICENSED DATE	LINES OF BUSINESS	IDAHO PREMIUMS WRITTEN	LOSSES INCURRED	COMPLAINT COUNTS as of 12/31/2011 [Note 1]
WESTERN GEN INS CO	08/11/1971	09/08/2004	03, 05	0	0	0
WESTERN NATL ASSUR CO	06/28/1957	10/15/1957	02, 03, 04, 06, 07	0	0	0
WESTERN NATL MUT INS CO	05/06/1915	06/15/2011	03, 04, 06, 07	0	0	0
WESTERN PROFESSIONAL INS CO	05/08/1998	06/15/2001	03, 04, 05	0	0	0
WESTERN PROTECTORS INS CO	05/27/1987	12/06/1994	03, 05	566,532	302,378	0
WESTERN SURETY CO	07/16/1900	08/27/1958	05, 07	1,902,076	29,542	0
WESTERN UNITED INS CO	06/23/1987	08/07/2002	03, 05	2,657,990	1,578,979	2
WESTFIELD INS CO	07/12/1929	04/24/1969	03, 04, 05, 06, 07	17,627	748	0
WESTPORT INS CORP	03/13/1981	09/30/1981	02, 03, 04, 05, 06, 07	1,695,533	431,430	0
WILLIAMSBURG NATL INS CO	09/18/1986	05/01/1998	03, 04, 06, 07	0	0	0
WILSHIRE INS CO	09/06/1985	07/07/1987	02, 03, 04, 05, 07	343,594	227,481	0
WORK FIRST CAS CO	02/19/1936	09/15/1987	03, 04, 05, 06	160,885	54,469	0
WORKERS COMP EXCH	08/01/1918	01/01/1919	06	4,545,128	3,591,970	0
WORKMENS AUTO INS CO	08/01/1949	06/10/1981	03, 05, 07	197,928	174,614	0
WRM AMER IND CO INC	07/26/1991	06/07/1996	03, 04, 05, 07	0	0	0
XL INS AMER INC	11/10/1945	10/21/1966	02, 03, 04, 06, 07	395,498	47,645	0
XL REINS AMER INC	05/06/1929	07/25/1938	02, 03, 04, 05, 07	0	0	0
XL SPECIALTY INS CO	11/14/1979	10/19/1995	03, 04, 06, 07	2,077,361	630,492	0
YORK INS CO	08/03/1955	05/14/1973	03, 04, 05	0	0	0
YOSEMITE INS CO	01/16/1964	01/10/1967	03, 04, 05, 07	274,826	31,961	0
ZALE IND CO	06/13/1973	01/18/2006	02, 03, 04, 05	8,338	25	0
ZENITH INS CO	03/02/1949	06/01/1983	03, 04, 06, 07	16,752	44,882	0
ZURICH AMER INS CO	06/03/1998	12/31/1998	02, 03, 04, 06, 07	11,939,877	6,494,919	0
ZURICH AMER INS CO OF IL	10/11/1973	06/27/1985	03, 04, 06, 07	82,518	21,092	0

## Lines of Business Code

- 02 - DISABILITY - EXCLUDING MANAGED CARE
- 03 - PROPERTY
- 04 - MARINE & TRANSPORTATION
- 05 - CASUALTY - EXCLUDING WORKERS COMPENSATION
- 06 - CASUALTY - INCLUDING WORKERS COMPENSATION
- 07 - SURETY
- 08 - TITLE
- 09 - MORTGAGE GUARANTY
- 10 - WORKERS COMPENSATION ONLY
- 99 - OTHER