

Idaho

Department of Insurance

2012 Annual Report



For Year Ending December 31, 2012

C.L. "Butch" Otter
Governor

William W. Deal
Director

State of Idaho
DEPARTMENT OF INSURANCE

C.L. "BUTCH" OTTER
Governor

700 West State Street, 3rd Floor
P.O. Box 83720
Boise, Idaho 83720-0043
Phone (208)334-4250
FAX # (208) 334-4398
<http://www.doi.idaho.gov>

WILLIAM W. DEAL
Director

October 23, 2013

Honorable C. L. "Butch" Otter
Governor, State of Idaho
Statehouse
Boise, ID 83720

Dear Governor Otter:

As Director of the Department of Insurance, I am pleased to submit to you the Idaho Department of Insurance Annual Report for the calendar year 2012, as required by Section 41-216, Idaho Code. The statistics in this report are compiled from the December 31, 2012, annual statements filed with the department by insurance companies licensed in Idaho.

By fairly enforcing the insurance laws of Idaho, the Department of Insurance continues a long tradition of protecting consumers while providing a competitive environment for companies doing business in our state. I wish to acknowledge and thank the department's knowledgeable, dedicated and professional staff who provide superior service for the citizens of Idaho.

Thank you, Governor, for your continued support of our department.

Respectfully submitted,

A handwritten signature in dark ink, appearing to read "William W. Deal", is written over a light gray rectangular background.

William W. Deal
Director

Table of Contents

Administration.....	1
Department Main and Regional Office Addresses and Phone Numbers.....	1
Department of Insurance Directors.....	2
Organizational Chart.....	3
Summary of Administrative Orders.....	4
Litigation Pending During 2012.....	4
Summary of Legislative Changes Enacted in 2012.....	5
Rules Adopted	7
Bulletins Issued	7
Idaho Health Insurance Exchange Project.....	8
Idaho Immunization Assessment Board.....	8
Department Fund Sources.....	9
Department Fund Applications.....	10
Schedule of Receipts and Disbursements.....	11
 State Fire Marshal.....	 17
 Consumer Services.....	 19
SHIBA Program	19
Consumer Affairs.....	20
Fraud Investigations	21
 Company Activities.....	 23
Examinations	23
Market Analysis.....	28
Summary of Premium Tax Collection.....	29
Producer Licensing	33
Continuing Education.....	33
Rates and Forms.....	34
 Summary of Annual Statements.....	 35
Idaho Experience and Market Share of Top 20 Stock and Mutual Companies by Line of Business - 2012.....	37
Summary of Financial Condition as of December 31, 2012.....	70
Summary of Business in Idaho for Calendar Year 2012.....	112

Administration

Department of Insurance Mission Statement

*The mission of the
Department of Insurance is
to equitably, effectively and
efficiently administer the
Idaho Insurance Code and the
International Fire Code.*

Main Office:

700 West State Street
P. O. Box 83720
Boise, ID 83720-0043
Phone: 208-334-4250
Fax Numbers:
DOI: 208-334-4398
Consumer Affairs/SHIBA: 208-334-4389
Fire Marshal: 208-334-4375

Regional Offices:

SHIBA Regional Office
1445 Filmore, Suite 1104
Twin Falls, ID 83301
1-800-488-5731 / 208-736-4713
Fax: 208-736-4714

Fire Marshal Regional Office
1820 East 17th Street, Suite 220
Idaho Falls, ID 83404
Fire Prevention: 208-525-7022
Fire Investigation: 208-525-7209
Fax: 208-525-7066

Consumer Affairs/SHIBA Regional Office
353 North 4th, Suite 200
Pocatello, ID 83201
Consumer Affairs: 208-236-6411
SHIBA: 1-800-488-5764 / 208-236-6044
Fax: 208-236-6351

Fire Marshal Regional Office
Moscow, ID 83843
Fire Prevention/Investigation: 208-882-2368
Fax: 208-882-5419

Consumer Affairs/SHIBA/Fire Marshal Regional Office
2005 Ironwood Parkway, Suite 143
Coeur d'Alene, ID 83814
Consumer Affairs: 208-666-6850
Fire Investigation: 208-769-1447
SHIBA: 1-800-488-5725 / 208-666-6847
Fax: 208-666-6767

Consumer Assistance
1-800-721-3272

Producer Helpline
1-800-721-3272

Senior Health Insurance (SHIBA) Helpline
1-800-247-4422

Arson Reporting Hotline
1-877-752-7766

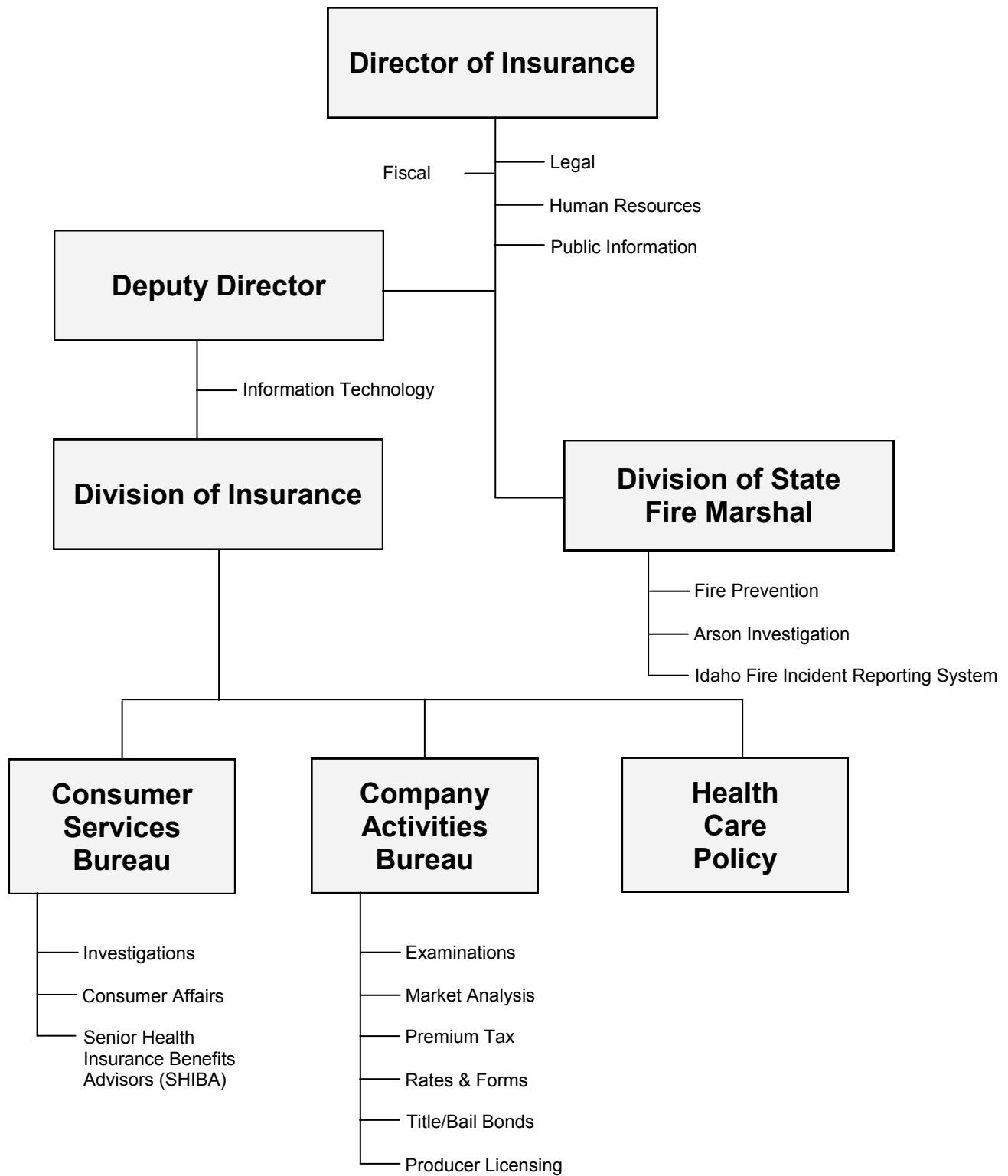
Fraud Reporting Hotline
1-866-939-7226

Website: <http://www.doi.idaho.gov>

Department of Insurance Directors

Director	Term of Office
Lucius C. Rice1900
P. M. Davis	1901-1902
John H. Myer	1903-1904
Edward L. Liggett.....	1904-1905
C. D. Goaslind	1906-1909
I. C. Hattabaugh	1910-1911
E. F. Van Valkenburg	1912-1913
George F. Steele.....	1914-1916
W. R. Hyatt	1917-1918
Howard J. Brace	1919-1922
D. C. Neifert	1923-1929
W. H. Bakes	1930-1937
T. M. Walrath	1938-1940
Joel Jenifer	1941-1942
Howard Cullimore	1943-1944
Edward B. McMonigle.....	1945-1947
James Hubbard	1948-1950
Leo O'Connell	1951-1967
John R. Blaine	1967-1972
Robert Hay	1972-1973
Monroe C. Gollaher	1974-1980
Trent M. Woods	1980-1984
Wayne L. Soward	1984-1987
Anthony J. Fagiano.....	1987-1991
George J. Neumayer1991
Harry C. Walrath	1991-1994
James M. Alcorn	1994-1995
John Michael Brassey1995
James M. Alcorn	1995-1998
Mary L. Hartung	1998-2004
Gary L. Smith.....	2004-2006
Shad Priest2006
William W. Deal2007

Organizational Chart



Summary of Administrative Orders

Producers

License Suspended	3
License Revoked	21
License Denied	6
Penalty Only	3
Other Orders	9

Insurers

Certificate of Authority Suspended	27
Certificate of Authority Revoked	0
Certificate of Authority Reinstated	0
Block Non-Renewal and/or Withdrawal	11
Worker's Compensation Rate Deviation	16
Market Conduct	3
Orders Adopting Report of Examination	9
Other Orders	1

Others (e.g., title insurance agencies, TPAs, self-funded plans)

License Revoked	0
Market Conduct	0
Penalty Only	19
Other Orders	2

Litigation Pending During 2012

Domestic Receiverships

In the Matter of the Liquidation of Old Standard Life Insurance Co., Case No. CV OC 0401574D
In the Matter of the Liquidation of Universe Life Insurance Company, Case No. CV OC 9601126D

Ancillary Receiverships

State of Idaho, Department of Insurance v. Mission Insurance Company Trust, Case No. 88616
State of Idaho v. Commercial Compensation Casualty Company, Case No. OC 03 03337D
In the Matter of the Ancillary Liquidation of Wasatch Crest Mutual Insurance Company, Case No. CV OT 0810442

Appeals in Idaho District Court

Eva L. Ramirez v. State of Idaho, Department of Insurance, Case No. CV-2011-0005178
Heriberto P. Ramirez v. State of Idaho, Department of Insurance, Case No. CV-2011-0004800

Appeals in Idaho Supreme Court

Two Jinn, Inc., v. Idaho Department of Insurance, Docket No. 38759
Altrua HealthShare, Inc. v. Bill Deal and the Idaho Department of Insurance, Docket No. 39388

Actions in U.S. District Court, District of Idaho

W. Robert Lemke, et al. v. State of Idaho, Department of Insurance, et al., Case No. 1:11-CV-00454-BLW

Summary of Legislative Changes Enacted in 2012 Impacting the Department of Insurance or the Insurance Industry

Department of Insurance Legislation

The following insurance-related bills were enacted and took effect July 1, 2012, unless otherwise noted.

House Bill 420 – Allows the submission of unaudited financial statements in lieu of audited financial statements, coupled with the requirement of a surety bond in a form prescribed by the Director. This provides a balanced approach for the Department to review financial solvency of administrators and applications for an administrator's home state license, while reducing costs of regulatory compliance for small business.

House Bill 421 – Amends existing law relating to the service of orders and notices of the director of the Department of Insurance to clarify the methods by which service of orders and notices may be made and when said service is complete, and to provide for electronic service where a party has appeared or electronic service has been agreed to by parties in contested cases. This bill brings the methods of service in conformity with recent revisions to Rule 55 of the Idaho Rules of Administrative Procedure of the Attorney General.

House Bill 422 – Amends existing law relating to fees and taxes collected by the Department of Insurance to eliminate the certified reporting requirement to the State Treasurer as obsolete. Automated systems make this formal notification unnecessary. A recent Legislative Services Office audit identified this issue.

Other Insurance-Related Legislation for 2012:

House Bill 540 – Creates an Online Insurance Verification Program with a real-time response to verify the existence of insurance coverage on a motor vehicle. This program will be available to law enforcement, Department of Transportation, Department of Insurance and the courts. Effective January 1, 2014.

House Bill 649 – Amends and adds to existing law to provide for an exemption from licensing for a person acting under the license of a licensed business entity; to provide for a limited lines license for a vendor selling portable electronics insurance; to provide for the authority of a vendor holding a limited lines license to sell portable electronics insurance; to provide for a vendor's responsibility for the actions of its employees and authorized representatives acting under the vendor's license; to provide penalties for a vendor violating the requirements for the sale or offering of portable electronics insurance; to provide requirements for the termination or modification of a policy of portable electronics insurance; to provide requirements for a vendor applying for a limited lines license to sell or offer portable electronics insurance; to provide an exemption from portable consumer electronics insurance adjuster licensure for a clerical person; and to provide the manner in which Canadian residents may be licensed to adjust claims.

Senate Bill 1268 – Raises the maximum deductible for comprehensive coverage to \$250 and for collision or physical damage to \$500 for automobile insurance policies for which an insurer cannot require as a condition of renewal of the policy that the customer purchase a higher deductible. This is in line with the increase in the U.S. Bureau of Labor and Statistics Consumer Price Index trend.

Senate Bill 1319 – Individuals may now produce electronic proof of automobile insurance in lieu of printed means in appropriate situations.

Senate Bill 1335 – Changes the bonding requirements for directors, officers and agents of the Idaho Energy Resources Authority (the “Authority”) to be consistent with the bonding and insurance requirements of other Idaho cities, counties and special purpose districts or state instrumentalities, and to allow the Authority to purchase Directors and Officers indemnity insurance from the Idaho Counties Risk Management Program.

Senate Bill 1390 – Amends existing law relating to certificates of insurance to provide definitions; to provide that no person may prepare, issue or knowingly request the issuance of a certificate of insurance unless a form has been filed with the Director; to provide that no person may alter or modify a certificate of insurance unless the alteration or modification has been filed with the Director; to establish provisions relating to the Director’s disapproving the use of a form or withdrawing approval of a form; to provide that each certificate of insurance must contain a statement; to establish provisions relating to certificates of insurance; and to revise provisions relating to binders or other contracts for temporary insurance.

Senate Bill 1226 – Raises the statutory premium cap for the Idaho Real Estate Commission’s errors and omissions insurance program. Continuation of the errors and omissions program is contingent on the Commission contracting for a group policy with a “reasonable premium, not to exceed two hundred dollars.”

Senate Bill 1395 – Amends existing law relating to the Board of Directors of the State Insurance Fund to revise board member compensation.

Senate Joint Memorial 104 – Requests that the President of the United States and the Congress of the United States to grant health care professionals the right to purchase or enroll in a health insurance plan, without penalty, that is consistent with their moral and religious beliefs contrary to the US Department of Health and Human Services’ regulation regarding new “prevention services” which violates the right of conscience of a majority of US Citizens.

Rules Adopted

<u>Rule No.</u>	<u>Name</u>
Rule 5 IDAPA 18.01.05	Health Carrier External Review Effective March 29, 2012
Rule 46 IDAPA 18.01.46	Recognition of New Mortality Tables for Use In Determining the Minimum Standard of Valuation for Annuities & Pure Endowment Contracts Effective March 29, 2012
Rule 50 IDAPA 18.01.50	Adoption of the International Fire Code Effective March 29, 2012

Bulletins Issued

<u>Bulletin No.</u>	<u>Subject</u>
12-01	Use of Credit Information for Rating and Underwriting (Replaces Bulletin 08-09) April 30, 2012
12-02	Use of Revised Accounting Practices and Procedures Manual of the NAIC June 7, 2012
12-03	Certificates of Insurance (Supersedes Bulletin Nos. 08-03 and 68-1 on the same subject) June 22, 2012
12-04	Rate of Interest on Deferred Payment of Cash Surrendered Benefits, Effective July 1, 2012 (Rescinds Bulletin 11-06) July 1, 2012
12-05	Submission and Rate Review Requirements for Small Employer Association Health Benefit Plans in Idaho - Effective Rate Review Commencing August 1, 2012 July 1, 2012

Health Insurance Exchange Project Patient Protection and Affordable Care Act

Throughout 2012 the Department of Insurance researched provisions of the Patient Protection and Affordable Care Act (ACA) enacted in 2010 and related regulations being promulgated. The Department also worked in cooperation with the Idaho Department of Health and Welfare and members of the business community on the prospect of a state-based health insurance exchange, although that idea was not actively debated by the Idaho Legislature during 2012.

On July 13, 2012, shortly after the United States Supreme Court issued its decision in *NFIB v. Sebelius*, 567 U.S. 132 S.Ct. 2566 (2012), Governor C.L. "Butch" Otter appointed 12 stakeholders from both the public and private sector to a Health Insurance Exchange Working Group to consider key questions about Idaho's path forward under the ACA. Idaho Department of Insurance Director Bill Deal chaired the group evaluating the potential impacts on Idaho of the state's either creating a health insurance exchange acceptable to the federal government under the ACA or participating in a federally created exchange. Specifically, Governor Otter charged the working group with answering 14 exchange-related questions. Working group members met five times throughout the late summer and fall to address nine questions while an independent contract firm researched the remaining five.

The working group issued a final report to the Governor in late October 2012 that included a summary of both the working group and contract firm findings. The group recommended that Idaho pursue a state-based exchange to maintain maximum flexibility. The working group noted two caveats, namely, that the board of directors be comprised of the maximum number of stakeholders as practical, and that a concern existed as to the role of navigators and its potential impact on insurance agents and brokers. In December 2012, Idaho submitted a blueprint for a state-based exchange conditioned upon legislative approval.

Idaho Immunization Assessment Board

The 2010 Idaho Legislature adopted Title 41, Chapter 60, Immunization Assessments. The Idaho Immunization Assessment funds vaccines for insured children provided by the Idaho Immunization Program of the Idaho Department of Health and Welfare.

Under this program, the Idaho Department of Health and Welfare is able to purchase vaccines for insured children at significant discounts. In addition, the program facilitates immunization of children by enabling physicians and other health care professionals in Idaho to obtain most or all of their childhood vaccine supply from the Idaho Department of Health and Welfare as a single source.

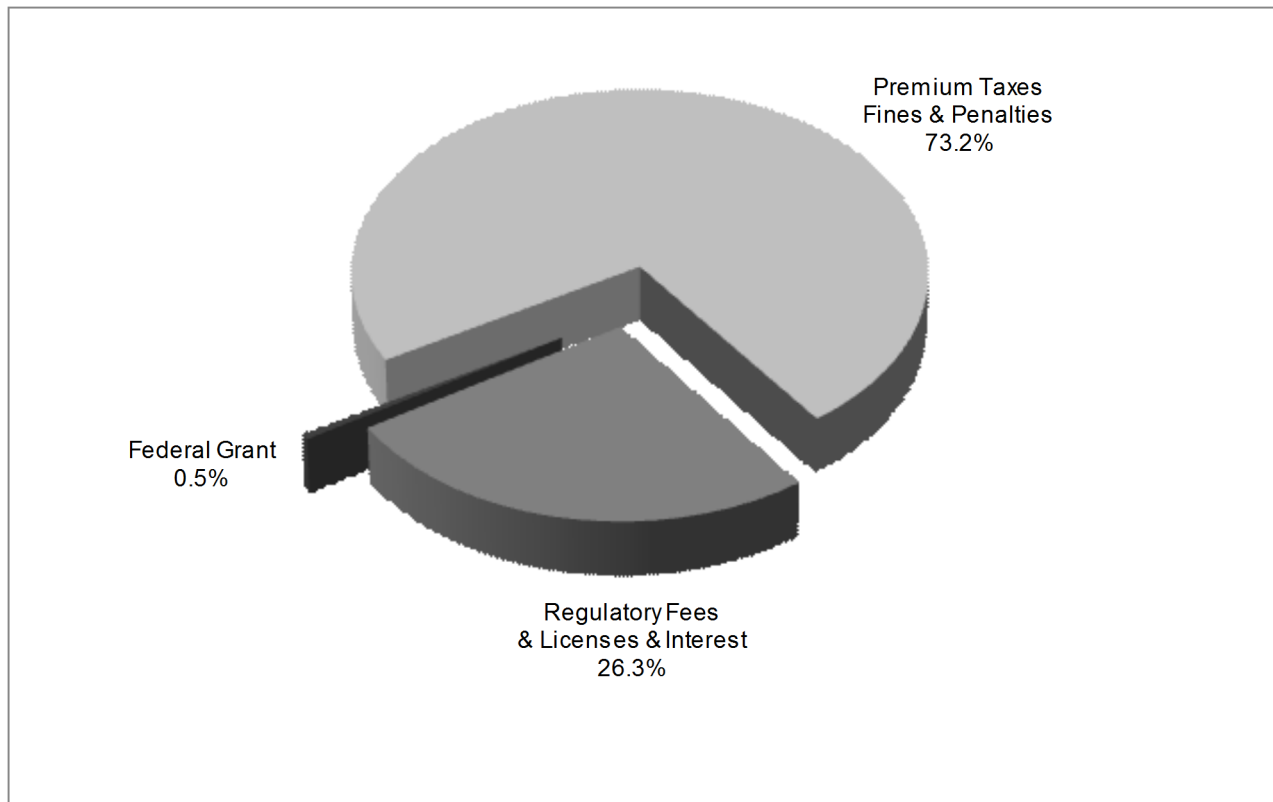
The legislation also created the independent Idaho Immunization Assessment Board to assess mandatory fees from all carriers covering children in the state of Idaho to fund this program. Under the Board's Plan of Operation, carriers report to the Idaho Department of Insurance the numbers of program-eligible children they cover as of January 31 of each year on or before March 15 of that year. The annual assessment fee notice is sent to all carriers no later than April 15 with a due date of June 15. If the billing is greater than \$50,000, the carrier may request a quarterly installment plan.

The 2012 assessment per program-eligible child was \$78.00.

Highlights for Year 2012

◆ Total carriers surveyed	303
◆ Total assessed	\$16,844,256

Department Fund Sources*
For the Fiscal Year Ended June 30, 2013

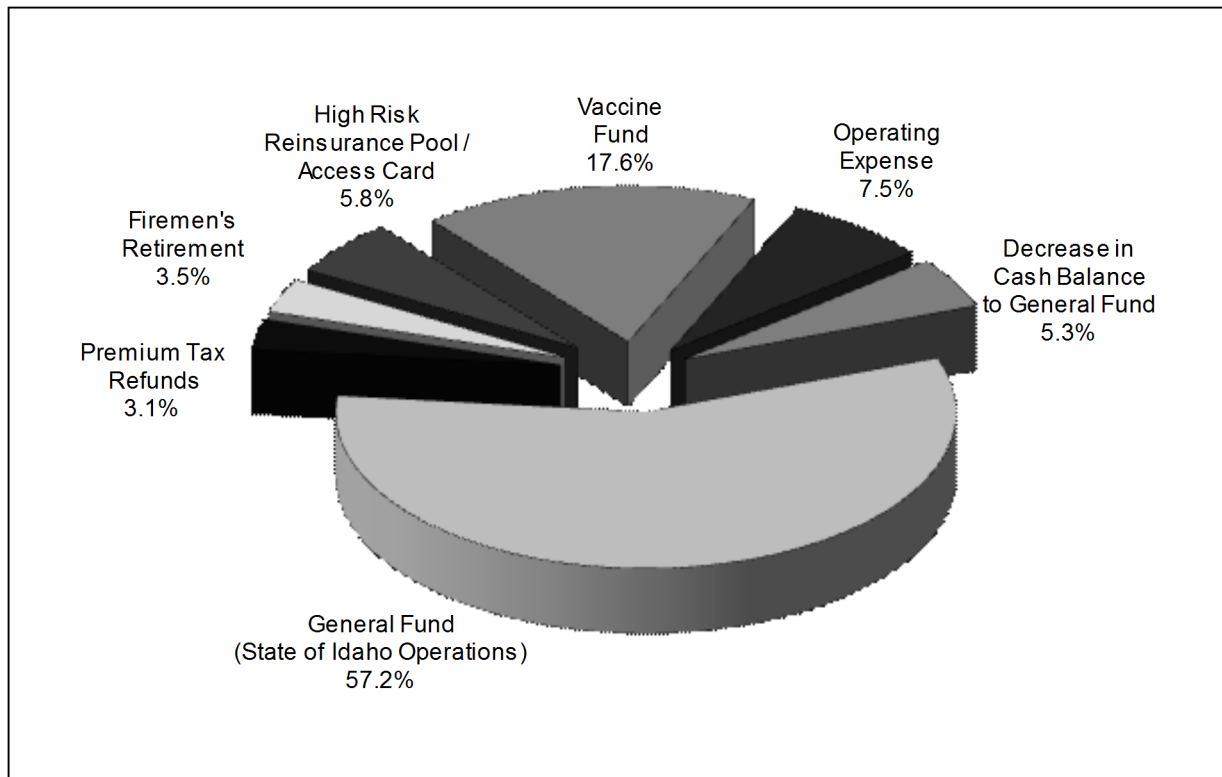


Premium Taxes, Fines & Penalties	\$	69,482,588
Regulatory Fees & Licenses & Interest		24,921,166
Federal Grant		<u>486,057</u>
Total	\$	<u><u>94,889,812</u></u>

Department receipts totaled just under \$94.9 million in FY13. Taxes on insurance premiums constituted the largest portion (73.2%) of these receipts, amounting to \$69.5 million. Regulatory fees and licenses of \$24.9 million and federal grant funds of \$0.5 million accounted for the remainder of the FY13 receipts. Although premium taxes represent the Department's largest single source of receipts, these dollars are not utilized to finance Department operations. The majority of premium tax proceeds are distributed to the General Fund to finance other state programs. The balance of the premium tax proceeds are distributed to the Premium Tax Refund Fund, the Firemen's Retirement Program, the High Risk Reinsurance Pool and the Access Card Program.

*Includes the following funds: Insurance Administrative Account; Arson, Fire and Fraud Prevention Account; Idaho Immunization Dedicated Vaccine Fund; Insurance Insolvency Account; Cigarette Propensity Enforcement Fund and Federal Grant Fund.

Department Fund Applications*
For the Fiscal Year Ended June 30, 2013



General Fund	\$	54,143,938
Premium Tax Refunds		2,933,651
Firemen's Retirement (PERSI)		3,345,821
High Risk Reinsurance Pool/Access Card Program		5,530,382
Immunization Dedicated Vaccine Fund		16,627,260
Department Operating Expenses		7,114,795
Decrease in Cash Balance to General Fund		<u>4,974,851</u>
Total	\$	<u>94,670,698</u>

In FY13, distributions to the General Fund totaled more than \$54.1 million, while distributions to the Premium Tax Refund Fund, Firemen's Retirement Program, High Risk Reinsurance Pool/Access Card Program and the Idaho Immunization Dedicated Vaccine Fund were \$2.9 million, \$3.3 million, \$5.5 million and \$16.6 million, respectively. The department's operations are funded by regulatory fees, licenses and other miscellaneous revenue sources. In FY13, the department expended \$7.1 million, or 7.5% of its total receipts, to fund Department operations.

* Includes the following funds: Insurance Administrative Account; Arson, Fire and Fraud Prevention Account; Idaho Immunization Dedicated Vaccine Fund; and the Federal Grant Fund.

Schedule of Receipts and Disbursements

For the Fiscal Year Ended June 30, 2013

<i>Insurance Administrative Fund</i>		
Free Fund Balance, July 1, 2012	\$	9,574,980
Encumbrances as of July 1, 2012		<u>-</u>
Total Free Fund Balance, July 1, 2012	\$	9,574,980
Receipts:		
Premium Taxes	\$	69,319,867
Licenses, Permits & Fees		6,840,648
Fines & Penalties		162,721
Other Revenue		<u>543,106</u>
Total Receipts		<u>76,866,343</u>
Total Cash Available		<u>86,441,323</u>
Disbursements:		
Personnel Costs	\$	3,768,922
Communication Services		104,091
Employee Development		20,981
Other Services (Clerical)		47,974
Professional Services		1,101,583
Repairs & Maintenance		59,867
Administrative Services		12,239
Data Processing Services		86,217
Employee Travel Costs		64,790
Supplies		51,365
Insurance		2,013
Rental & Operating Leases		242,036
Misc Expend (Investigative, Governmental Overhead)		63,182
Capital Outlay		<u>92,277</u>
Total Disbursements		<u>(5,717,538)</u>
Prior Period Expenditures as of June 30, 2013		-
Encumbrances as of June 30, 2013		(25,958)
Transfers Out:		
General Fund	\$	54,143,938
Insurance Refund Fund		6,423,700
Firemen's Retirement (PERSI)		3,345,821
Insurance Insolvency Fund		-
High Risk Reinsurance Pool		4,015,191
Dept. of Health & Welfare Access Card Program		1,515,191
Excess Cash on July 1st to General Fund		<u>1,477,737</u>
Total Transfers out		<u>(70,921,578)</u>
Free Fund Balance, June 30, 2013	\$	<u>9,776,249</u>

Schedule of Receipts and Disbursements

For the Fiscal Year Ended June 30, 2013

<i>Arson, Fire & Fraud Prevention Fund</i>			
Free Fund Balance, July 1, 2012	\$	1,475,677	
Encumbrances as of July 1, 2012		<u>-</u>	
Total Free Fund Balance, July 1, 2012	\$		1,475,677
Receipts:			
Licenses, Permits and Fees		896,476	
Interest Income		5,676	
Other Revenue		<u>-</u>	
Total Receipts			<u>902,152</u>
Total Cash Available			<u>2,377,829</u>
Disbursements:			
Personnel Costs	\$	615,438	
Communication Services		15,846	
Employee Development		21,667	
Technical Services		80,439	
Repairs & Maintenance		5,201	
Administrative Services		4,159	
Computer Services		-	
Employee Travel Costs		16,256	
Supplies		34,283	
Insurance		316	
Rental & Operating Leases		34,786	
Miscellaneous Expenses		3,040	
Capital Outlay		<u>88,708</u>	
Total Disbursements			<u>(920,140)</u>
Prior Period Expenditures as of June 30, 2013			-
Encumbrances as of June 30, 2013			<u>(374)</u>
Free Fund Balance, June 30, 2013	\$		<u>1,457,315</u>

<i>Insurance Refund Fund</i>			
Free Fund Balance, July 1, 2012	\$	40,000	
Transfers in from Insurance Administrative Fund		<u>6,430,765</u>	
Total Cash Available			<u>6,470,765</u>
Disbursements:			
Refunds of Premium Tax Overpayments		<u>2,933,651</u>	
Total Disbursements			<u>(2,933,651)</u>
Transfers Out:			
General Fund		<u>3,497,114</u>	
Total Disbursements			<u>(3,497,114)</u>
Free Fund Balance, June 30, 2013	\$		<u>40,000</u>

Schedule of Receipts and Disbursements

For the Fiscal Year Ended June 30, 2013

<i>Federal Grant Fund</i>		
Free Fund Balance, July 1, 2012	\$	(35,008)
Encumbrances as of July 1, 2012		<u>-</u>
Total Free Fund Balance, July 1, 2012	\$	(35,008)
Receipts:		
Federal Grants		<u>486,057</u>
Total Receipts		486,057
Advances Received		<u>-</u>
Total Cash Available		<u>451,050</u>
Transfers out To:		-
Disbursements:		
Personnel Costs	\$	207,429
Operating Expenses		269,689
Sub-Grantee Payments		-
Capital Outlay		<u>-</u>
Total Disbursements		<u>(477,118)</u>
Prior Period Expenditures as of June 30, 2013		-
Encumbrances as of June 30, 2013		<u>-</u>
Free Fund Balance, June 30, 2013	\$	<u><u>(26,068)</u></u>

<i>Insurance Insolvency Fund</i>		
Free Fund Balance, July 1, 2012	\$	100,000
Receipts		-
Transfers in (Reduction In General Fund Transfer)		<u>-</u>
Total Cash Available		100,000
Disbursements:		
Personnel Costs		-
Operating Expenses		-
Sub-Grantee Payments		-
Capital Outlay		<u>-</u>
Total Disbursements		<u>-</u>
Transfers out:		
General Fund		<u>-</u>
Total Disbursements		<u>-</u>
Free Fund Balance, June 30, 2013	\$	<u><u>100,000</u></u>

Schedule of Receipts and Disbursements

For the Fiscal Year Ended June 30, 2013

<i>Liquidation Trust Fund</i>			
Free Fund Balance, July 1, 2012		\$	1,240,668
Receipts:			
Interest & Other Investment Income	\$	5,261	
Sale of Services, Goods & Property			
Receipts to Trust		55	
Transfers in from Diversified Bond Fund		-	
Total Receipts and Transfers in			<u>5,316</u>
Total Cash Available			1,245,985
Disbursements:			
Operating Expense	\$	4,886	
Transfers out:			
Investment Purchase - Universe Insurance		-	
Account Liquidation		-	
Total Disbursements and Transfers out			<u>(4,886)</u>
Free Fund Balance, June 30, 2013		\$	<u><u>1,241,098</u></u>

<i>Cigarette Propensity Enforcement Fund</i>			
Free Fund Balance, July 1, 2012		\$	234,000
Receipts:			
Regulatory Fees	\$	8,000	
Total Receipts			<u>8,000</u>
Total Cash Available			242,000
Disbursements:			
Expenditures	\$	-	
Total Disbursements			<u>-</u>
Free Fund Balance, June 30, 2013		\$	<u><u>242,000</u></u>

Schedule of Receipts and Disbursements

For the Fiscal Year Ended June 30, 2013

<i>Idaho Immunization Dedicated Vaccine Fund</i>			
Free Fund Balance, July 1, 2012		\$	0
Receipts:			
Regulatory Fees	\$	16,627,260	
Total Receipts and Transfers in			16,627,260
Total Cash Available			16,627,260
Disbursements:			
Disbursements	\$	-	
Total Disbursements			-
Transfers Out:			
Health & Welfare	\$	16,627,260	
Total Transfers out			(16,627,260)
Free Fund Balance, June 30, 2013		\$	-

<i>Idaho High Risk Individual Reinsurance Pool</i>			
Free Fund Balance, July 1, 2012		\$	-
Transfers in from Insurance Administrative Fund			4,015,191
Total Cash Available			4,015,191
Disbursements:			
Payment to High Risk Pool	\$	4,015,191	
Total Disbursements			(4,015,191)
Transfers Out:			
Total Transfers out			-
Free Fund Balance, June 30, 2013		\$	-

State Fire Marshal

The staff of the State Fire Marshal's Office works with fire departments across the state. They provide assistance with fire code interpretation, application and enforcement. They are also responsible for reviewing plans for all state-owned or maintained buildings for compliance with fire and life safety codes. If requested by local fire departments, the staff can also assist with local building plan reviews and inspections. The staff conducts training sessions on the adopted fire code, incident reporting procedures and fire investigations.

The state fire marshal has the statutory responsibility of being the chief arson investigation officer for the state of Idaho. He and his six deputies work with local authorities when requested on the investigation of fires and explosions in Idaho.

The State Fire Marshal's Office licenses the fire sprinkler contractors who work in Idaho, trains and certifies state fire code officials and licenses persons and businesses that import or wholesale fireworks in Idaho. The office maintains a recordkeeping system including data submitted from fire agencies that cover approximately 95% of the population of Idaho. They are committed to *fighting fire with facts*.

Mission Statement

The State Fire Marshal's Office participates in and coordinates an integrated statewide system designed to protect human life from fire and explosions through fire prevention and the investigation of fires. The program involves fire prevention activities, fire/arson investigations and the operation of various statistical systems, including the Idaho Fire Incident Reporting System (IFIRS).

Highlights for Year 2012

◆ Total fires reported in Idaho	7,250
◆ Number of residential fires	1,534
◆ Total estimated dollar loss reported	\$59 million
◆ Civilian fatalities reported	11
◆ Firefighter fatalities	0

Idaho Code Section 41-254 requires that the state fire marshal make an annual report to the governor and the legislature by the 15th of July each year. The detailed annual report can be found at the State Fire Marshal's website: www.doi.idaho.gov/sfm/firemars.aspx.

Consumer Services

The Consumer Services Bureau consists of three sections: Senior Health Insurance Benefits Advisors (SHIBA), Consumer Affairs and Investigations. The sections work together to protect the public's interest and to ensure all participants (companies, producers and consumers) are in compliance with the laws and rules that regulate the business of insurance in Idaho.

SHIBA Program (Senior Health Insurance Benefits Advisors)

The Senior Health Insurance Benefits Advisors (SHIBA) Program provides free information, counseling and assistance programs for Medicare beneficiaries who have questions about or problems with health insurance issues such as Medicare, Medicare supplement insurance, Medicare health plans and long-term care insurance.

SHIBA staff, advocates and volunteer counselors focus on educating Medicare beneficiaries and senior service providers about rights and protections for people with Medicare, and about Medicare program updates, coordination of benefits, Medigap, Medicare health plan options and long-term care issues. This past year SHIBA assisted thousands of Medicare beneficiaries through statewide presentations; disseminated information at senior centers and to service providers and various community groups; attended conferences and health fairs; and provided one-on-one counseling sessions.

Issues that continue to impact Medicare consumers include private fee-for-service plans, how to choose a prescription drug plan and ongoing changes to the Medicare program. SHIBA staff continue to reach out to people with Medicare and their caregivers on these important health care issues.

In 2012 SHIBA introduced a concentrated effort on rebranding and marketing to create awareness of SHIBA's program services. In addition, SHIBA started a toll-free call center to offer support and counseling by phone to Medicare beneficiaries around the state. All newly branded materials and advertisements list this statewide number as the primary contact number for the program.

The Idaho SHIBA Program is dedicated to quality assurance and initiated a new certification program for all volunteer counselors in 2012. This will benefit all Medicare beneficiaries in Idaho by providing consistent, reliable counseling whether the beneficiary lives in a rural or urban area.

Highlights for Year 2012

◆ Total client contacts	14,303
◆ Total presentations and enrollment events	900
◆ People reached through presentations and events	20,044
◆ Medicare counseling hours	8,103

Consumer Affairs

The Consumer Affairs Section is a primary contact for members of the public who have questions about insurance matters or who want to file a complaint regarding an insurance matter. The section assists Idaho residents in a number of ways, including:

- Analyzing consumer, company and producer complaints and problems relating to all facets of the insurance industry to determine if a violation of Idaho Code or contract provisions has occurred;
- Providing assistance to consumers, companies, producers and legal representatives in the form of technical assistance on claims procedures, underwriting, insurance laws and rules;
- Reviewing insurance contracts, policies and related documents to assure compliance with Idaho insurance laws and rules;
- Conducting investigations concerning alleged violations of insurance laws, evaluating the merit of the complaint/inquiry and recommending a course of action to department staff; and
- Providing technical expertise for the market conduct examination of domestic and foreign insurers.

The Consumer Affairs section also provides information to consumers via the department website. Some of the information and services the Consumer Affairs Section provides online includes:

- Answers to common insurance questions;
- Basic information regarding insurance products;
- Online complaint filing;
- Summaries of complaint data; and
- Updates regarding national health care reform.

Consumers can contact a Consumer Affairs Officer through the toll-free Consumer Assistance Helpline, by mail, fax or the Internet, or by calling or visiting any one of the Department's offices around the state in Boise, Coeur d'Alene and Pocatello as listed on page 1.

Highlights for Year 2012

New consumer complaints	780
Consumer complaints closed	814
Calls/inquiries from the public	7107
Funds recovered for the public	\$1,933,887
Producer law classes and other presentations	13 (350 participants)
Outreach efforts	47 (11,514 participants)

In addition to handling the Section's core duties, Consumer Affairs assisted with the following Department activities in 2012:

- Administration of the Idaho Immunization Assessment.
- Assisted the project to develop a plan for implementing a health insurance exchange for Idaho including participation in developing the exchange blueprint, and attending exchange-related conferences and ongoing planning meetings.
- Converted consumer complaint coding and implemented updated National Association of Insurance Commissioners' Complaints Database System coding in first quarter of 2012.

Fraud Investigations Section Overview

The mission of the Investigations Section is two-fold: first, to protect Idaho's insurance consumers from dishonest individuals conducting the business of insurance and, second, to investigate allegations of individuals filing fraudulent insurance claims against insurance companies.

Whatever its form, insurance fraud is a crime that impacts everyone by increasing the cost of insurance premiums and related goods and services. When allowed to go unchecked, insurance fraud has been demonstrated to have a severe negative effect on the economy as a whole.

The Investigations Section conducts criminal and administrative investigations throughout the state and works closely with the insurance industry, law enforcement, and the public. Two special prosecutors from the Attorney General's Office review and prosecute insurance fraud cases referred by the section. The section also works with the State Fire Marshal's Office on insurance-related arson investigations.

The Investigations Section serves as an educational resource to assist other government agencies in recognizing insurance crime and to increase public awareness on the impact of insurance fraud by conducting presentations throughout the state of Idaho.

In March of 2012, the Idaho Department of Insurance Investigations Section hosted the Idaho Fraud Conference. The conference was well attended by special investigators and claims representatives from various insurance companies throughout the Northwest. Based on positive feedback from the participants a second conference is planned for 2013 and is expanding to two days.

Highlights for Year 2012

Suspected Fraud Reports Received	253
Cases Opened	77
Cases Referred to Attorney General for Criminal Charges	31
Cases Referred to Attorney General for Administrative Action	7
Criminal Convictions	9
Administrative Actions	7

Company Activities

The Company Activities Bureau consists of five sections: Examinations, Market Analysis, Premium Tax, Producer Licensing, and Rates and Forms. Although each section has a separate function, all work in close association on some issues.

Examinations

The Examinations Section monitors the financial condition of all insurance entities conducting business in the state of Idaho to ensure that each complies with Idaho law and that the financial obligations of the entity to its policyholders will be met. Regulated insurance entities include domestic and foreign stock and mutual insurers, fraternal benefit societies, managed care organizations (MCOs), self-funded health care plans, risk retention and purchasing groups, and rating organizations. The Examinations Section also includes a senior financial examiner who regulates the title agency and bail agent industries in Idaho.

Major functions of this section include:

- Initial licensing or authorization of insurers to transact business in the state via the granting of a certificate of authority. The admission process is completed in an effective and timely manner to admit financially sound insurers and related entities that will offer quality insurance products and services to Idaho residents. The section also maintains reinsurance only (accredited reinsurer) and surplus line listings (white list).
- Financial analysis and review of company financial reports to determine compliance with all Idaho Code requirements, financial solvency and ability to meet contractual obligations to policyholders. This area reviews annual statements, quarterly statements, audited financial statements and other filings made by an insurer. The section focuses primarily on the solvency of Idaho domestic insurers and also monitors foreign companies licensed in Idaho and performs reviews of foreign companies on an as-needed basis.
- Examination of the financial and market conduct condition of Idaho domestic insurers to ensure that they are operating in accordance with Idaho insurance laws and rules and the *NAIC Accounting Practices and Procedures Manual*. Examinations are prescribed by law to be conducted at least once every five years but may be undertaken more frequently if the director deems necessary.
- Regulation of all aspects of title agencies operating in Idaho, including title agent licensing, contract examiner oversight, routine examinations of title agent operations and title plants, review of three-year escrow audits, handling consumer and industry complaints, enforcing compliance with Idaho Code rules, reviewing escrow rate filings and reviewing insurer title insurance rates and forms as required. The examiner also monitors and enforces bail bond agent/agency compliance with Idaho statutes.
- Receives and records corporate changes for insurers (e.g. name changes, mergers and redomestications).
- Receives, reviews and approves initial third party administrator license applications.
- Receives and reviews annual report filings.

Company Examinations and Admissions

Companies Admitted/Listed/Registered in 2012

<u>License #</u>	<u>Company Name/Type</u>	<u>Domicile State</u>
-------------------------	---------------------------------	------------------------------

Charitable Gift Annuities

4131	Easter Seals, Inc.	MA
4180	Goucher College	MD
4183	Joslin Diabetes Center, Inc.	MA
4146	National Public Radio, Inc.	DC
4179	Oregon State University Foundation	OR
4170	Rotary Foundation of Rotary International	IL
4166	Trinity College	CT
4158	Turning Point for God	CA
4157	University of Saint Thomas	MN
4164	Ursinus College	PA

Managed Care Organizations

4144	Humana Benefit Plan of Illinois, Inc.	IL
4145	Windsor Health Plan, Inc.	TN

Property/Casualty

4143	American Pet Insurance Company	NY
4136	Amerisure Insurance Company	MI
4135	Amerisure Partners Insurance Company	MI
4155	Campmed Casualty & Indemnity Company, Inc.	NH
4182	Esurance Property and Casualty Insurance Company	CA
4139	Foremost Signature Insurance Company	MI
4160	GEICO Advantage Insurance Company	NE
4161	GEICO Choice Insurance Company	NE
4162	GEICO Secure Insurance Company	NE
4138	Medicus Insurance Company	TX
4173	Merchants National Bonding, Inc.	IA
4153	Mountain States Indemnity Company	NM
4154	Mountain States Mutual Casualty Company	NM
4137	Nevada General Insurance Company	NV
4134	State Auto Property & Casualty Insurance Company	IA
4163	Tokio Marine America Insurance Company	NY
4159	XL Insurance Company of New York, Inc.	NY

Purchasing Groups

4149	Arthur J Gallagher Financial Services Professionals Risk Purchasing Group, LLC	CA
4167	Attorneys' Advantage Risk Purchasing Group	IL
4150	B&L Select Transportation RPG, Inc.	DE
4130	Big I Risk Purchasing Group, LLC	DE
4181	ChamberPro Purchasing Group, LTD	NJ
4148	Consolidated Owners Real Estate PG, Inc.	TX
4141	DeWitt Stern Cultural Institution Risk Purchasing Group, Inc.	DE

Companies Admitted/Listed/Registered in 2012 (continued)

<u>License #</u>	<u>Company Name/Type</u>	<u>Domicile State</u>
-------------------------	---------------------------------	------------------------------

Purchasing Groups (continued)

4178	Distinguished Fleet RPG, Inc.	DE
4169	Distinguished Star Contractors RPG, Inc.	DE
4184	HARP, Inc.	DE
4177	MED3000 RPG	IL
4142	Norman-Spencer Real Estate Risk Purchasing Group, Inc.	DE
4151	Preferred Delivery RPG, Inc.	DE
4172	Preferred Motor Sports Risk Purchasing Group, Inc.	MN
4152	Professional Transportation RPG, Inc.	DE
4140	Promotion, Event, and Prize Purchasing Group	UT
4168	Rebound Risk Purchasing Group, Inc.	DE
4147	ULLICO Organized Labor Protection Group, LLC	DE
4156	WellnessPro Purchasing Group	UT

Risk Retention Group

4175	Cherokee Guarantee Company, Inc. A Risk Retention Group	AZ
4174	NASW Risk Retention Group, Inc.	DC
4165	Spirit Commercial Auto Risk Retention Group, Inc.	NV
4176	TerraFirma Risk Retention Group, LLC	VT

Self-Funded Health Care Plans

4132	Idaho Independent Intergovernmental Authority (III-A Trust)	ID
------	---	----

Surplus Lines

4133	Nevada Capital Insurance Company	NV
------	----------------------------------	----

Trusteed Reinsurer Only

4171	Aspen Bermuda Limited	Bermuda
------	-----------------------	---------

Classification of Active and Suspended Companies 2012

Licensed

County Mutual Fire	1
Fraternal Benefit Societies	14
Hospital and Professional Service Corporations	2
Hospital Liabilities Trusts	0
Life & Disability	447
Managed Care Organizations	9
Petroleum Clean Water Trusts	1
Property & Casualty	839
Title	12

Listed

Accredited Reinsurers	21
Advisory Organizations	8
Charitable Gift Annuities	278
Joint Reinsurance Associations	0
Surplus Lines	174
Trusted Reinsurers	13

Registered

Purchasing Groups	256
Rating Organizations	7
Risk Retention Groups	82
Self-Funded Employee Health Care Plans	12

Other Regulated Entities

Guaranty Associations	2
Surplus Lines Associations	1
Total Companies Regulated	2,179

Companies Expired, Delisted, Revoked or Withdrawn in 2012

Accredited Reinsurers

XL Insurance Company of New York, Inc. – Withdrawn July 1, 2012

Life/Health Companies

Great Republic Life Insurance Company – Withdrawn January 31, 2012

Property/Casualty Companies

21st Century National Insurance Company – Withdrawn January 11, 2012

Infinity Security Insurance Company – Withdrawn August 1, 2012

Purchasing Groups

Allied Health Association, Inc. – Withdrawn August 9, 2012

APGA Insurance Group, Inc. – Withdrawn March 7, 2012

Design Professionals Risk Control Group – Withdrawn January 30, 2012

Healing Touch Professional Association – Withdrawn August 13, 2012

Professional Nursing Organizations Purchasing Group – Withdrawn February 16, 2012

Risk Retention Groups

Emergency Physicians Insurance Company Risk Retention Group – Withdrawn February 16, 2012

Liberty First Risk Retention Group Insurance Company – Withdrawn February 3, 2012

Pinnacle Risk Retention Group, Inc. – Withdrawn December 27, 2012

Scaffold Industry Insurance Company Risk Retention Group, Inc. – Withdrawn March 22, 2012

Surplus Lines Insurers

Ariel Reinsurance Company LTD – Delisted July 1, 2012

Aviva International Insurance Limited – Delisted April 17, 2012

Trusteed Reinsurer

Zurich Specialties London Limited – Withdrawn April 16, 2012

Market Analysis

Market Analysis is part of the National Association of Insurance Commissioners' (NAIC) Insurance Regulatory Modernization Action Plan. The purpose of Market Analysis is to develop a formal program to analyze companies based upon general market problems and to identify companies that may be operating outside general industry norms; in other words, to identify "outliers" and provide a framework of collaboration among the states for identification of market conduct issues and market regulation.

The formal program seeks to identify areas of non-compliance with the Idaho Insurance Code by analysis of consumer complaint data and coordinated scheduling of baseline analysis including financial data. Market Analysis provides technical expertise and conducts or participates in market conduct examinations of domestic and foreign insurers.

Market Analysis also:

- Makes recommendations and referrals for possible administrative actions and assists in drafting legislation and rules.
- Oversees and coordinates the Market Conduct Annual Statement (MCAS) project. The goal of this project is to provide a uniform system of collecting market-related information. MCAS promotes uniform analysis by applying consistent measurements and comparisons among companies.
- Facilitates interstate collaboration with implementation of uniform standards with the goal of creating a regulatory system in which all states will have the confidence to rely on each other's regulatory efforts, thus allowing individual states to concentrate their efforts on issues of their choosing.
- Performs follow-up on completed market conduct examination recommendations.

Premium Tax

Premium taxes are collected by the Department of Insurance and deposited in the Insurance Administrative Fund #0229 10 to be distributed as follows:

- That amount as needed up to 20% for the refund account;
- A portion to the PERSI firemen's retirement account (Idaho Code Section 59-1394);
- That amount (not to exceed \$200,000 in any one year) necessary to cover administrative costs incurred by the department in placing insurance companies into receivership or supervision to the extent that such costs cannot be satisfied from the assets of the companies;
- Twenty-five percent of the premium tax exceeding \$45,000,000 to the Idaho High Risk Individual Reinsurance Pool;
- Twenty-five percent of the premium tax exceeding \$55,000,000 to the Idaho Health Insurance Access Card Fund CHIP Plan B;
- Remaining Balance to the General Fund (Idaho Code Section 41-406).

Premium taxes collected from authorized insurers are in lieu of all other state and local taxes payable in the state of Idaho with the exception of real property tax (Idaho Code Section 41-405).

The annual premium tax liability is based on calendar year premiums written minus dental premiums which are taxed at .04 per subscriber per month, effective July 1, 2007. Premium taxes are prepaid in quarterly installments based on the prior year's premiums and the current year's tax rates. The installments are as follows: 60% due June 15, 20% due September 15, and 15% due December 15. The reconciliation payment is made on March 1 of the next year (Idaho Code, Section 41-402(3)).

- Premium tax offsets are allowed to the extent of 100% of the premium tax liability, unless otherwise indicated:
- Workers' Compensation Offset — All workers' compensation insurers must pay a 2.00% premium tax on Idaho premiums written to the Idaho Industrial Commission. Insurers are allowed to offset 50% of this tax against the worker's compensation tax liability with the Department of Insurance. The premium taxes paid to the Industrial Commission at the 2.00% rate should not be confused with the additional Department of Insurance 1.50% premium tax rate. The tax credit can only offset the worker's compensation premium tax liability and cannot be allowed against any other lines of insurance (Idaho Code Section 72-523, effective January 1, 2012).
- Insurance Guaranty Association Offset — Property and casualty insurers may offset their premium tax liability to the extent of 20% of the assessment for each of the five years following the year the assessment is paid. An allowable offset, or portion thereof, not used in any calendar year cannot be carried over or back to any other year. The total offsets cannot exceed the tax liability or total assessment paid (Idaho Code Section 41-3616).
- Idaho Life & Health Guaranty Association Offset — A premium tax offset is allowed for all Class B and Class C assessments. Insurers may take any portion of the assessment as an offset in any of the five years following the year the assessment is paid. Offsets are limited to 20% of each assessment paid. An allowable offset, or portion thereof, not used in any calendar year cannot be carried over or back to any other year. The total offsets cannot exceed the tax liability or total assessment paid (Idaho Code Section 41-4314(1)).

Summary of Premium Tax Collection
Calendar Years 2008 through 2012
(all figures are rounded to the nearest thousand)

STOCK & MUTUAL INSURERS:

Idaho Code Sections 41-402 through 41-405

Calendar Year	Taxable Premiums	Percentage Increase of Premiums	Premium Tax
2008	3,848,930,000	-0.07%	67,005,000
2009	3,771,697,000	-2.01%	61,201,000
2010	3,765,569,000	-0.16%	56,660,000
2011	3,806,509,000	1.09%	57,297,000
2012	3,926,055,000	3.14%	59,108,000

5 year average: \$3,823,752,800 \$60,254,200

Dental taxed at 4 cents per subscriber contract per month.

HOSPITAL & PROFESSIONAL SERVICE CORPORATIONS:

Idaho Code Section 41-3427

Calendar Year	Premiums Written	Percentage Increase of Premiums Written	Subscriber Tax
2008	48,876,000	-0.26%	54,000
2009	45,333,000	-7.25%	49,000
2010	41,533,000	-8.38%	43,000
2011	37,277,000	-10.25%	41,000
2012	37,791,000	1.38%	41,000

5 year average: \$42,162,000 \$45,600

MANAGED CARE ORGANIZATIONS:

Idaho Code Section 41-3922

Calendar Year	Premiums Written	Percentage Increase of Premiums Written	Subscriber/Premium Tax
2008	13,501,000	-6.68%	26,200
2009	57,741,000	327.68%	987,000
2010	69,095,000	19.66%	1,041,000
2011	97,114,000	40.55%	1,461,000
2012	117,694,000	21.19%	1,770,000

5 year average: \$71,029,000 \$1,057,000

Dental taxed at 4 cents per subscriber contract per month.

SURPLUS LINES BROKERS:

Idaho Code Section 41-1229

Calendar Year	Taxable Premiums	Percentage Increase of Premiums	Premium Tax
2008	76,543,000	-11.32%	1,170,000
2009	64,258,000	-16.05%	984,000
2010	66,018,000	2.74%	998,000
2011	60,979,000	-7.63%	915,065
2012	60,225,000	-1.24%	906,000

*
*
*
*

5 year average: \$65,604,600 \$994,600

*Tax rate changed to 1.50%.

TITLE INSURERS:

Idaho Code Sections 41-402 through 41-405

Calendar Year	Taxable Premiums	Percentage Increase of Premiums	Premium Tax
2008	17,715,000	-19.37%	266,000
2009	20,981,000	18.44%	315,000
2010	22,488,000	7.18%	337,000
2011	21,264,000	-5.44%	319,000
2012	31,624,000	48.72%	474,000

5 year average: \$22,814,400 \$342,200

RISK RETENTION GROUPS:

Idaho Code Sections 41-4805 and 41-402 through 41-405

Calendar Year	Taxable Premiums	Percentage Increase of Premiums	Premium Tax
2008	8,883,000	-3.36%	169,000
2009	9,956,000	12.08%	169,000
2010	7,404,000	-25.63%	111,000
2011	7,303,000	-1.36%	110,000
2012	7,740,000	5.98%	117,000

5 year average: \$8,257,200 \$135,200

Premium Tax Rates - Calendar Years 2008 through 2012

CALENDAR YEAR	STOCK & MUTUAL INSURERS	HOSPITAL & PROFESSIONAL SERVICE CORPORATIONS	MANAGED CARE ORGANIZATIONS	SELF-FUNDED HEALTH CARE PLANS	SURPLUS LINES BROKERS	TITLE INSURERS	RISK RETENTION GROUPS
2008	1.90% (1.46% if qualified for reduced rate) 4 cents per dental subscriber certificate per month	4 cents per subscriber certificate per month	1.90% (1.46% if qualified for reduced rate) 4 cents per dental subscriber certificate per month	4 cents per beneficiary per month	1.50%	1.50%	1.90% (1.46% if qualified for reduced rate)
2009	1.70% (1.48% if qualified for reduced rate) 4 cents per dental subscriber certificate per month	4 cents per subscriber certificate per month	1.70% (1.48% if qualified for reduced rate) 4 cents per dental subscriber certificate per month	4 cents per beneficiary per month	1.50%	1.50%	1.70% (1.48% if qualified for reduced rate)
2010	1.50% 4 cents per dental subscriber certificate per month	4 cents per subscriber certificate per month	1.50%	4 cents per beneficiary per month	1.50%	1.50%	1.50%
2011	1.50% 4 cents per dental subscriber certificate per month	4 cents per subscriber certificate per month	1.50%	4 cents per beneficiary per month	1.50%	1.50%	1.50%
2012	1.50% 4 cents per dental subscriber certificate per month	4 cents per subscriber certificate per month	1.50%	4 cents per beneficiary per month	1.50%	1.50%	1.50%

Producer Licensing

The Producer Licensing Section reviews and processes license applications, and issues and renews licenses for over 83,426 licensees, including resident & non-resident business entities and individuals. The section oversees 16 license types and their related procedures, statutes and rules.

Producer Licensing continues to seek out new administrative efficiencies by utilizing online services through approved vendors. Online vendor services include license applications and renewals, appointments, address changes, license copies, CE transcripts, CE credit downloads and more. The Department processes 90-95% of all licensing transactions online. Because of this, the turnaround time for non-resident licensing remains 1-2 days, even with increasing numbers of licensees. The FBI fingerprinting process has become completely electronic, improving turnaround time on license issuance for residents and providing greater security.

Producer website information is regularly updated to inform and provide services to the industry and the public. Website navigation for producers became a part of the Department law class and will soon become a webinar to achieve greater outreach.

The section has initiated document imaging, uses email correspondence and maintains a paperless, efficient and secure licensing environment.

The ability to extract statistical information from various resources has been enhanced, and more efforts are going into this endeavor with all of the section's vendors. The section goals remain efficiency, security and service.

Continuing Education

The Continuing Education (CE) Rule IDAPA 18.01.53, requires resident insurance producers and public adjusters to obtain 24 credit hours of continuing education within each two-year licensing period, which expires at the end of the individual's birth month, in compliance with the National Association of Insurance Commissioners model act. At least three of the 24 hours must be obtained in insurance ethics courses. Other mandated training for annuity suitability, flood and Long-Term Care has also been adopted by the Department.

Appointed members of the CE Advisory Committee meet monthly to review course applications from associations, schools and providers. This review process helps to ensure quality courses are available to Idaho producers. An increasing number of applications are received each month on NAIC reciprocity forms through online services. These courses have been approved in the vendor's home state and must be accepted in Idaho without further review. CE rules were updated in 2010 to raise standards for online courses. The section is expanding the presentation methods available for courses to include correspondence, Internet, seminar, teleconference, traditional classroom and webcast to reach the largest producer population in a convenient format.

Resident producers carrying life, health, property or casualty lines, personal lines along with bail agents and public adjusters, are required to comply with the CE rules. Non-resident, limited lines producers and independent adjusters are exempt at this time.

Highlights for Year 2012

◆ License applications received	18,044
◆ Licenses issued	15,788
◆ Total licenses by 1/1/2013	83,426
◆ Total licenses renewed	24,491
◆ CE courses added	2,351

Rates and Forms

The Rates and Forms Section accepts property, casualty, health and life policy contracts and related forms with the company certification ensuring they comply with Idaho Code and are not ambiguous, misleading or deceptive. The section accepts advertising filings for life and health and reviews rate filings for various lines of insurance, including individual and small group health, Medicare supplement, long-term care, private passenger automobile, homeowners and credit. The objective is ensuring that rates are not inadequate, excessive or unfairly discriminatory.

This section is primarily responsible for administering rate and form laws on a file-and-use basis. Idaho Code Section 41-1812 states, "No basic insurance policy or annuity contract form, or application form where written application is required and is to be made a part of the policy or contract, or printed rider or endorsement form or form of renewal certificate, shall be delivered, or issued for delivery in this state, unless the form has been filed with the director." Although all major lines of insurance are monitored, the section is alert to filings involving private passenger automobile rate changes, bail bonds, certificates of assumption, company mergers, credit life and disability, life settlement, consumer credit reporting, health products, long-term care, managed care organizations, Medicare supplements, title and workers' compensation. Unless the forms are submitted and filed with the Rates and Forms Section, they may not be issued to residents of Idaho. The Department receives policy and rate filings from 2,179 companies licensed to sell products in Idaho. The Department received 6,498 separate filings in 2012 via SERFF (System for Electronic Rate and Form Filing), resulting in the following total number of forms and rates for all filings submitted in 2012:

Highlights for Year 2012

<u>Business Line</u>	<u>Forms</u>	<u>Rates</u>
Advertising	1544	0
Aircraft	534	2
Annuities	1444	1
Boiler & Machinery	180	5
Commercial Auto	1155	133
Commercial Package	2657	131
Credit Life	8	1
Crime	171	30
Farmowners	42	5
Fidelity/Surety	138	51
Group Health	2540	37
General Liability	9058	245
Group Life	319	1
HMO	101	3
Homeowners	397	90
Individual Health	989	52
Individual Life	1032	8
Inland Marine	872	60
Life Settlement	11	0
Long-Term Care	412	117
Medical Malpractice	727	16
Medicare Supplement	123	117
Personal Auto	466	187
Property	1337	75
Title	218	3
Workers' Compensation	245	64
Other Life/Disability	1128	2
Other Property/Casualty	890	43

Summary of Annual Statements

Idaho Experience and Market Share of Top 20 Stock and Mutual Companies by Line of Business - 2012	37
Fire	37
Allied Lines	37
Multiple Peril Crop	38
Federal Flood	39
Farmowners Multiple Peril	40
Homeowners Multiple Peril	40
Commercial Multiple Peril (Non-Liability Portion)	41
Commercial Multiple Peril (Liability Portion)	42
Mortgage Guaranty	43
Ocean Marine	43
Inland Marine	44
Financial Guaranty	45
Medical Professional Liability	45
Earthquake	46
Group Accident and Health	47
Credit Accident and Health (Group and Individual)	48
Collectively Renewable Accident and Health	48
Non-Cancellable Accident and Health	48
Guaranteed Renewable Accident and Health	48
Non-Renewable for Stated Reasons Only	49
Other Accident Only	49
Medicare Title XVIII Exempt from State Taxes and Fees	49
All Other Accident and Health	50
Federal Employee Health Benefits Program Premium	50
Workers' Compensation	50
Other Liability — Occurrence	51
Other Liability — Claims-Made	52
Excess Workers' Compensation	53
Product Liability	53
Private Passenger Auto No-Fault (Personal Injury Protection)	54
Other Private Passenger Auto Liability	55
Commercial Auto No-Fault (Personal Injury Protection)	56
Other Commercial Auto Liability	57
Private Passenger Auto Physical Damage	57
Commercial Auto Physical Damage	58
Aircraft	59
Fidelity	60
Surety	61
Burglary and Theft	61
Boiler and Machinery	62

Credit.....	63
Warranty.....	64
Accident and Health — Life, Health and Managed Care Companies.....	65
Title.....	66
Ordinary Life and Annuity.....	67
Credit Life.....	67
Group Life and Annuity.....	68
Industrial Life.....	69
Summary of Financial Condition as of December 31, 2012.....	70
Life and Disability Insurers.....	70
Property and Casualty Insurers.....	84
Managed Care Organizations.....	110
Hospital and Professional Service Corporations.....	110
Hospital Trusts.....	110
Fraternal Benefit Societies.....	111
County Mutual Fire Companies.....	111
Title Companies.....	111
Summary of Business in Idaho for Calendar Year 2012.....	112
Life and Health Insurers.....	112
Property and Casualty Insurers.....	126

2012 Business Fire

COMPANY NAME	DIRECT PREMIUMS WRITTEN	MARKET SHARE	DIRECT PREMIUMS EARNED	DIRECT LOSSES INCURRED	LOSS RATIO	DIRECT DEFENSE & COST CONTAINMENT EXPENSE INCURRED
AMERICAN SECURITY INS CO	3,393,073	12.9%	3,158,500	318,735	10.1%	0
FACTORY MUT INS CO	2,318,465	8.8%	2,528,799	0	0.0%	0
SAFECO INS CO OF AMER	1,831,738	7.0%	1,767,344	710,050	40.2%	32,389
TRAVELERS IND CO	1,528,175	5.8%	1,529,017	(674,770)	N/A	(13,019)
AFFILIATED FM INS CO	1,240,779	4.7%	1,195,460	511,307	42.8%	(1,512)
LUMBERMENS UNDERWRITING ALLIANCE	949,853	3.6%	1,025,801	983	0.1%	0
AXIS INS CO	869,766	3.3%	830,234	505,192	60.9%	18,354
FOREMOST INS CO GRAND RAPIDS MI	711,295	2.7%	618,385	489,044	79.1%	98
AUTO OWNERS INS CO	659,050	2.5%	602,884	274,751	45.6%	(1,582)
ALLIANZ GLOBAL RISKS US INS CO	609,994	2.3%	469,108	4,654	1.0%	821
TRAVELERS PROP CAS CO OF AMER	572,464	2.2%	564,916	999,526	176.9%	51,835
LIBERTY MUT FIRE INS CO	560,253	2.1%	553,167	33,376	6.0%	1,937
ZURICH AMER INS CO	546,192	2.1%	617,019	(16,346)	N/A	3,904
AXA INS CO	533,539	2.0%	568,053	2,256	0.4%	1,216
GEM STATE INS CO	489,678	1.9%	446,055	28,342	6.4%	0
XL INS AMER INC	409,373	1.6%	338,972	(1,776)	N/A	(93)
AUTOMOBILE INS CO OF HARTFORD CT	387,721	1.5%	356,173	95,770	26.9%	(185)
CINCINNATI INS CO	369,203	1.4%	338,966	4,336,701	1279.4%	49,149
FARM BUREAU MUT INS CO OF ID	363,404	1.4%	351,152	698,721	199.0%	67,956
EMPLOYERS MUT CAS CO	356,808	1.4%	336,952	332,334	98.6%	2,300
ALL OTHERS (180)	7,564,366	28.8%	7,950,430	1,869,435	23.5%	44,583
TOTALS	26,265,189	100.0%	26,147,387	10,518,285	40.2%	258,151

Allied Lines

COMPANY NAME	DIRECT PREMIUMS WRITTEN	MARKET SHARE	DIRECT PREMIUMS EARNED	DIRECT LOSSES INCURRED	LOSS RATIO	DIRECT DEFENSE & COST CONTAINMENT EXPENSE INCURRED
FACTORY MUT INS CO	5,237,841	13%	5,100,987	0	0.0%	0
FIREMANS FUND INS CO	5,102,627	13%	5,101,487	1,718,510	33.7%	20
JOHN DEERE INS CO	2,877,103	7%	2,877,103	1,807,207	62.8%	0
SAFECO INS CO OF AMER	2,325,946	6%	2,052,980	900,441	43.9%	3,719
ACE PROP & CAS INS CO	2,325,818	6%	2,325,818	1,141,554	49.1%	0

2012 Business Allied Lines (continued)

TRAVELERS IND CO	1,802,960	5%	1,792,462	(244,236)	N/A	(13,743)
FARM BUREAU MUT INS CO OF ID	1,596,077	4%	1,596,077	428,252	26.8%	0
AMERICAN AGRI BUSINESS INS CO	1,528,160	4%	1,528,160	634,749	41.5%	24,883
NAU COUNTRY INS CO	1,473,834	4%	1,473,834	774,470	52.6%	0
PRODUCERS AGRICULTURE INS CO	1,367,819	3%	1,369,903	967,215	70.6%	0
AMERICAN SECURITY INS CO	1,183,348	3%	1,132,757	357,055	31.5%	0
HUDSON INS CO	1,058,562	3%	1,058,562	824,940	77.9%	(2,984)
UNITED SERV AUTOMOBILE ASSN	718,297	2%	608,163	337,314	55.5%	1,429
AFFILIATED FM INS CO	643,289	2%	619,794	145,131	23.4%	0
TRAVELERS PROP CAS CO OF AMER	508,368	1%	466,807	(21,144)	N/A	(2,323)
AUTOMOBILE INS CO OF HARTFORD CT	410,134	1%	381,252	210,321	55.2%	2,515
USAA CAS INS CO	389,568	1%	336,627	153,457	45.6%	918
ZURICH AMER INS CO	375,438	1%	413,060	2,210,827	535.2%	89,498
GREAT AMER INS CO	360,765	1%	360,765	57,850	16.0%	(6,590)
AXIS INS CO	347,275	1%	326,386	92,572	28.4%	1,476
ALL OTHERS (184)	7,784,064	20%	7,742,809	2,228,255	28.8%	162,303
TOTALS	39,417,293	100%	38,665,793	14,724,740	38.1%	260,921

Multiple Peril Crop

COMPANY NAME	DIRECT PREMIUMS WRITTEN	MARKET SHARE	DIRECT PREMIUMS EARNED	DIRECT LOSSES INCURRED	LOSS RATIO	DIRECT DEFENSE & COST CONTAINMENT EXPENSE INCURRED
RURAL COMM INS CO	21,714,145	25.6%	14,017,685	3,690,385	26.3%	0
ACE PROP & CAS INS CO	19,337,873	22.8%	20,288,228	7,637,664	37.7%	0
AMERICAN AGRI BUSINESS INS CO	13,917,213	16.4%	14,208,286	8,658,561	60.9%	0
JOHN DEERE INS CO	9,856,052	11.6%	9,569,355	3,962,948	41.4%	0
NAU COUNTRY INS CO	8,906,797	10.5%	8,351,847	3,214,724	38.5%	3,899
FIREMANS FUND INS CO	2,830,529	3.3%	2,830,830	1,095,508	38.7%	0
FARM BUREAU MUT INS CO OF ID	2,799,644	3.3%	2,799,644	2,152,126	76.9%	0
GREAT AMER INS CO	2,181,325	2.6%	2,169,847	1,274,595	58.7%	23,818
PRODUCERS AGRICULTURE INS CO	1,680,022	2.0%	1,222,070	1,126,668	92.2%	0
CUMIS INS SOCIETY INC	1,417,558	1.7%	1,048,033	115,043	11.0%	0
CASUALTY UNDERWRITERS INS CO	82,336	0.1%	72,746	497,822	684.3%	0
STATE FARM FIRE & CAS CO	32,667	0.0%	33,968	13,620	40.1%	0
INSURANCE CO OF THE STATE OF PA	14,511	0.0%	14,511	1,845	12.7%	(88,711)

2012 Business Multiple Peril Crop (continued)

WESTERN AGRIC INS CO	14,486	0.0%	12,743	10,373	81.4%	0
STONINGTON INS CO	504	0.0%	504	(1,972,949)	N/A	0
MUTUAL OF ENUMCLAW INS CO	115	0.0%	581	(41)	N/A	(2)
HARTFORD INS CO OF THE MIDWEST	0	0.0%	0	0	N/A	28
HARTFORD CAS INS CO	0	0.0%	0	0	N/A	85
GREAT AMER INS CO OF NY	(135)	0.0%	(135)	17,037	N/A	(38,885)
AGRI GEN INS CO	(2,962)	0.0%	(2,962)	26,657	N/A	0
TOTALS	84,784,680	100.0%	76,637,781	31,522,586	41.1%	(99,768)

Federal Flood

COMPANY NAME	DIRECT PREMIUMS WRITTEN	MARKET SHARE	DIRECT PREMIUMS EARNED	DIRECT LOSSES INCURRED	LOSS RATIO	DIRECT DEFENSE & COST CONTAINMENT EXPENSE INCURRED
HARTFORD INS CO OF THE MIDWEST	546,574	15.0%	497,621	9,834	2.0%	1,875
AMERICAN BANKERS INS CO OF FL	506,929	13.9%	527,955	11,269	2.1%	0
FARMERS INS CO OF ID	504,889	13.8%	503,457	(2,195)	N/A	2,350
ALLSTATE INS CO	485,300	13.3%	506,917	0	0.0%	0
WRIGHT NATL FLOOD INS CO	333,190	9.1%	245,023	5,536	2.3%	0
STANDARD FIRE INS CO	265,910	7.3%	266,806	0	0.0%	0
USAA GEN IND CO	239,126	6.5%	229,619	1,027	0.5%	397
SELECTIVE INS CO OF NY	133,448	3.7%	123,787	1,217	1.0%	40
PHILADELPHIA IND INS CO	125,002	3.4%	119,339	(15,775)	N/A	0
AUTO OWNERS INS CO	91,683	2.5%	76,760	0	0.0%	0
AMERICAN FAMILY MUT INS CO	88,364	2.4%	83,944	(988)	N/A	235
LIBERTY MUT FIRE INS CO	58,344	1.6%	57,697	0	0.0%	0
NATIONWIDE MUT FIRE INS CO	52,163	1.4%	46,549	0	0.0%	0
HARTFORD UNDERWRITERS INS CO	51,808	1.4%	49,181	2,534	5.2%	875
HARLEYSVILLE INS CO	43,813	1.2%	48,585	0	0.0%	0
FOREMOST INS CO GRAND RAPIDS MI	40,893	1.1%	44,164	(230)	N/A	0
METROPOLITAN PROP & CAS INS CO	36,221	1.0%	32,939	0	0.0%	0
RURAL COMM INS CO	14,716	0.4%	14,716	0	0.0%	0
HOMESITE INS CO	9,284	0.3%	8,136	0	0.0%	0
SERVICE INS CO	7,713	0.2%	7,713	0	0.0%	0
ALL OTHERS (10)	20,193	0.6%	105,727	(388)	N/A	(12)
TOTALS	3,655,543	100.0%	3,596,635	11,841	0.3%	5,760

2012 Business Farmowners Multiple Peril

COMPANY NAME	DIRECT PREMIUMS WRITTEN	MARKET SHARE	DIRECT PREMIUMS EARNED	DIRECT LOSSES INCURRED	LOSS RATIO	DIRECT DEFENSE & COST CONTAINMENT EXPENSE INCURRED
FARM BUREAU MUT INS CO OF ID	22,446,897	43.8%	22,422,263	17,347,575	77.4%	660,614
MUTUAL OF ENUMCLAW INS CO	5,207,361	10.2%	4,884,880	2,112,034	43.2%	70,073
NORTH PACIFIC INS CO	3,695,265	7.2%	3,631,229	1,959,311	54.0%	(72,258)
OREGON MUT INS CO	2,823,691	5.5%	2,573,903	2,092,785	81.3%	15,844
FARMERS ALLIANCE MUT INS CO	2,110,321	4.1%	2,008,866	1,144,179	57.0%	34,817
UNITED HERITAGE PROP & CAS CO	1,695,691	3.3%	1,720,721	482,752	28.1%	37,499
UNIGARD INS CO	1,598,212	3.1%	1,908,444	1,152,877	60.4%	13,551
STATE FARM FIRE & CAS CO	1,506,305	2.9%	1,471,470	1,382,484	94.0%	39,360
NATIONWIDE MUT INS CO	1,351,836	2.6%	1,356,821	595,426	43.9%	23,602
TRAVELERS IND CO OF AMER	1,245,034	2.4%	1,200,522	722,315	60.2%	46,988
TRAVELERS IND CO	1,179,359	2.3%	1,240,347	670,441	54.1%	82,914
AMERICAN STATES INS CO	921,023	1.8%	924,306	233,173	25.2%	7,584
GRANGE INS ASSN	874,721	1.7%	832,387	234,692	28.2%	1,604
QBE INS CORP	753,055	1.5%	896,109	158,540	17.7%	14,109
NATIONAL SURETY CORP	741,658	1.5%	492,382	302,094	61.4%	3,207
AMERICAN INS CO	668,674	1.3%	499,330	144,000	28.8%	2,763
FIREMANS FUND INS CO	518,781	1.0%	429,503	609,297	141.9%	5,392
CHARTER OAK FIRE INS CO	420,765	0.8%	436,144	76,551	17.6%	(3,465)
TRAVELERS IND CO OF CT	391,496	0.8%	466,384	2,610,575	559.8%	96,647
AMERICAN FAMILY MUT INS CO	337,768	0.7%	303,180	280,759	92.6%	1,764
ALL OTHERS (22)	723,307	1.4%	883,234	904,268	102.4%	13,289
TOTALS	51,211,220	100.0%	50,582,425	35,216,128	69.6%	1,095,898

Homeowners Multiple Peril

COMPANY NAME	DIRECT PREMIUMS WRITTEN	MARKET SHARE	DIRECT PREMIUMS EARNED	DIRECT LOSSES INCURRED	LOSS RATIO	DIRECT DEFENSE & COST CONTAINMENT EXPENSE INCURRED
STATE FARM FIRE & CAS CO	46,222,120	17.0%	45,649,966	29,911,358	65.5%	693,300
FARM BUREAU MUT INS CO OF ID	22,269,626	8.2%	21,755,922	22,636,849	104.1%	833,834
SAFECO INS CO OF IL	21,682,402	8.0%	20,368,429	12,319,428	60.5%	271,246
FARMERS INS CO OF ID	18,794,250	6.9%	19,402,603	7,634,786	39.4%	(209,432)

2012 Business Homeowners Multiple Peril (continued)

FARMERS INS EXCH	13,696,294	5.0%	13,167,609	6,989,477	53.1%	(63,883)
ALL STATE PROP & CAS INS CO	13,066,072	4.8%	13,008,131	5,823,206	44.8%	159,499
UNITED HERITAGE PROP & CAS CO	11,557,309	4.3%	11,248,339	6,618,561	58.8%	113,481
AMERICAN FAMILY MUT INS CO	8,421,718	3.1%	8,507,222	6,107,912	71.8%	89,027
ALL STATE IND CO	7,574,072	2.8%	7,848,499	5,394,665	68.7%	69,147
UNITED SERV AUTOMOBILE ASSN	7,207,373	2.7%	6,926,396	3,872,435	55.9%	(41,983)
TRAVELERS HOME & MARINE INS CO	7,149,939	2.6%	6,789,185	3,454,727	50.9%	180,712
ALL STATE INS CO	6,612,042	2.4%	6,792,825	4,156,682	61.2%	82,669
MUTUAL OF ENUMCLAW INS CO	6,020,398	2.2%	6,267,089	3,613,765	57.7%	38,232
FOREMOST INS CO GRAND RAPIDS MI	5,204,982	1.9%	5,068,641	1,619,431	32.0%	50,387
METROPOLITAN PROP & CAS INS CO	4,945,669	1.8%	4,682,871	2,399,753	51.3%	33,457
USAA CAS INS CO	4,727,903	1.7%	4,572,369	1,192,413	26.1%	24,996
AUTO OWNERS INS CO	4,650,750	1.7%	4,430,040	3,235,959	73.1%	235,109
LIBERTY MUT FIRE INS CO	4,244,350	1.6%	4,417,297	2,712,424	61.4%	90,960
VIGILANT INS CO	3,717,556	1.4%	3,724,256	3,598,321	96.6%	194,987
OREGON MUT INS CO	3,221,240	1.2%	3,286,982	1,758,312	53.5%	27,091
ALL OTHERS (113)	50,769,335	18.7%	48,665,428	26,786,998	55.0%	640,979
TOTALS	271,757,400	100.0%	266,580,099	161,837,462	60.7%	3,513,815

Commercial Multiple Peril (Non-Liability Portion)

COMPANY NAME	DIRECT PREMIUMS WRITTEN	MARKET SHARE	DIRECT PREMIUMS EARNED	DIRECT LOSSES INCURRED	LOSS RATIO	DIRECT DEFENSE & COST CONTAINMENT EXPENSE INCURRED
WESTERN COMM INS CO	7,208,605	8.2%	7,158,207	2,794,020	39.0%	272,290
CINCINNATI INS CO	5,289,180	6.0%	5,237,996	846,377	16.2%	18,728
CONTINENTAL CAS CO	4,540,460	5.2%	4,476,856	2,077,324	46.4%	308,272
CONTINENTAL WESTERN INS CO	3,903,251	4.4%	3,639,652	592,247	16.3%	(41,658)
STATE FARM FIRE & CAS CO	2,698,931	3.1%	2,719,948	679,667	25.0%	(26,262)
AMCO INS CO	2,563,043	2.9%	2,492,190	1,807,879	72.5%	73,123
FARMERS INS CO OF ID	2,547,784	2.9%	2,582,595	562,752	21.8%	(42,293)
PHILADELPHIA IND INS CO	2,499,417	2.8%	2,566,490	608,818	23.7%	4,967
AMERICAN HALLMARK INS CO OF TX	2,408,992	2.7%	2,414,041	1,620,805	67.1%	24,459
FARMERS INS EXCH	2,374,572	2.7%	2,408,598	472,801	19.6%	(8,604)
ALL STATE IND CO	1,865,294	2.1%	1,813,853	1,099,110	60.6%	19,985

2012 Business Commercial Multiple Peril (Non-Liability Portion) (continued)

MUTUAL OF ENUMCLAW INS CO	1,785,389	2.0%	1,647,907	1,248,036	75.7%	40,117
OHIO SECURITY INS CO	1,779,463	2.0%	1,424,525	672,052	47.2%	10,150
TRAVELERS CAS INS CO OF AMER	1,768,221	2.0%	1,749,158	1,008,784	57.7%	39,313
TRUCK INS EXCH	1,764,458	2.0%	1,730,934	437,806	25.3%	(930)
AMERICAN ECONOMY INS CO	1,403,993	1.6%	1,446,101	425,103	29.4%	(7,972)
AMERICAN FAMILY MUT INS CO	1,291,819	1.5%	1,245,723	784,369	63.0%	6,300
OREGON MUT INS CO	1,266,677	1.4%	1,258,556	1,172,173	93.1%	12,530
QBE INS CORP	1,265,499	1.4%	748,880	24,124	3.2%	6,021
HARTFORD CAS INS CO	1,236,491	1.4%	1,329,274	549,292	41.3%	(103,525)
ALL OTHERS (208)	36,506,512	41.5%	36,741,923	14,289,365	38.9%	(206,121)
TOTALS	87,958,051	100.0%	86,833,407	33,772,904	38.9%	398,890

Commercial Multiple Peril (Liability Portion)

COMPANY NAME	DIRECT PREMIUMS WRITTEN	MARKET SHARE	DIRECT PREMIUMS EARNED	DIRECT LOSSES INCURRED	LOSS RATIO	DIRECT DEFENSE & COST CONTAINMENT EXPENSE INCURRED
IDAHO COUNTIES RISK MGMT PROGRAM	19,973,992	24.7%	19,834,517	7,919,838	39.9%	1,873,912
WESTERN COMM INS CO	6,958,638	8.6%	6,883,298	1,340,691	19.5%	943,066
CINNINNATI INS CO	4,211,336	5.2%	4,317,174	2,358,586	54.6%	771,151
CONTINENTAL WESTERN INS CO	2,839,003	3.5%	2,562,623	409,892	16.0%	(86,839)
PHILADELPHIA IND INS CO	2,655,586	3.3%	2,651,732	1,532,079	57.8%	86,485
AMERICAN HALLMARK INS CO OF TX	2,126,429	2.6%	2,092,677	806,468	38.5%	507,254
TRAVELERS PROP CAS CO OF AMER	2,054,684	2.5%	2,046,759	(299,362)	N/A	(44,920)
OHIO SECURITY INS CO	1,762,558	2.2%	1,538,248	768,907	50.0%	237,856
STATE FARM FIRE & CAS CO	1,688,271	2.1%	1,594,885	324,939	20.4%	438,458
AMCO INS CO	1,608,630	2.0%	1,555,727	1,462,776	94.0%	110,387
CONTINENTAL CAS CO	1,385,811	1.7%	1,389,872	345,566	24.9%	140,340
OWNERS INS CO	1,385,473	1.7%	1,294,298	194,726	15.0%	12,906
AUTO OWNERS INS CO	1,248,138	1.5%	1,138,609	(320,671)	N/A	(21,450)
NORTH PACIFIC INS CO	1,086,237	1.4%	1,246,004	145,225	11.7%	(47,831)
MUTUAL OF ENUMCLAW INS CO	1,076,888	1.3%	1,026,363	(228,709)	N/A	(67,868)
CHARTER OAK FIRE INS CO	1,074,295	1.3%	1,093,796	1,458,111	133.3%	114,549
AMERICAN STATES INS CO	1,068,639	1.3%	1,094,833	723,369	66.1%	178,466
AMERICAN FAMILY MUT INS CO	1,054,676	1.3%	1,052,514	127,198	12.1%	(40,942)

2012 Business Commercial Multiple Peril (Liability Portion) (continued)

TRAVELERS CAS INS CO OF AMER	1,012,175	1.3%	997,766	286,923	28.8%	246,640
ACURITY A MUT INS CO	1,002,953	1.2%	956,413	(159,828)	N/A	306,584
ALL OTHERS (207)	23,557,218	29.2%	23,103,639	3,023,969	13.1%	1,717,417
TOTALS	80,821,630	100.0%	79,471,747	22,220,693	28.0%	7,375,621

Mortgage Guaranty

COMPANY NAME	DIRECT PREMIUMS WRITTEN	MARKET SHARE	DIRECT PREMIUMS EARNED	DIRECT LOSSES INCURRED	LOSS RATIO	DIRECT DEFENSE & COST CONTAINMENT EXPENSE INCURRED
MORTGAGE GUAR INS CORP	6,360,276	28.4%	6,521,012	15,954,019	244.7%	119,684
RADIAN GUAR INC	5,722,861	25.5%	5,393,769	7,997,863	148.3%	0
GENWORTH MORTGAGE INS CORP	2,890,098	12.9%	4,235,457	11,595,145	273.8%	0
UNITED GUAR RESIDENTIAL INS CO	2,391,713	10.7%	2,239,835	5,702,877	254.6%	149,937
PMI MORTGAGE INS CO	1,819,293	8.1%	1,851,155	2,845,336	153.7%	0
REPUBLIC MORTGAGE INS CO	1,221,509	5.5%	1,251,550	1,609,205	128.6%	140,243
CMG MORTGAGE INS CO	790,154	3.5%	729,579	529,440	72.6%	0
GENWORTH RESIDENTIAL MORTGAGE ASSUR	490,565	2.2%	376,859	3,336	0.9%	0
ESSENT GUAR INC	455,291	2.0%	258,264	0	0.0%	0
GENWORTH RESIDENTIAL MORTGAGE INS CO	135,713	0.6%	150,779	139,733	92.7%	0
MGIC IND CORP	126,947	0.6%	55,642	0	0.0%	0
PMI MORTGAGE ASSUR CO	3,158	0.0%	3,550	0	0.0%	0
UNITED GUAR MORTGAGE IND CO	0	0.0%	245	0	0.0%	0
TOTALS	22,407,578	100.0%	23,067,696	46,376,954	201.1%	409,864

Ocean Marine

COMPANY NAME	DIRECT PREMIUMS WRITTEN	MARKET SHARE	DIRECT PREMIUMS EARNED	DIRECT LOSSES INCURRED	LOSS RATIO	DIRECT DEFENSE & COST CONTAINMENT EXPENSE INCURRED
NATIONAL UNION FIRE INS CO OF PITTS	493,505	13.0%	500,387	202,377	40.4%	191
FOREMOST INS CO GRAND RAPIDS MI	436,041	11.5%	427,912	181,763	42.5%	231
ZURICH AMER INS CO	284,983	7.5%	287,239	22,875	8.0%	0
MARKEL AMER INS CO	234,993	6.2%	207,358	30,534	14.7%	3,808
TRAVELERS PROP CAS CO OF AMER	208,327	5.5%	95,816	17,986	18.8%	2,929
XL SPECIALTY INS CO	179,522	4.7%	183,468	187,636	102.3%	29,596

2012 Business Ocean Marine (continued)

ATLANTIC SPECIALTY INS CO	168,054	4.4%	111,288	27,909	25.1%	0
ST PAUL FIRE & MARINE INS CO	146,165	3.8%	258,861	47,127	18.2%	3,493
STARR IND & LIAB CO	132,235	3.5%	132,418	53,974	40.8%	3,149
CONTINENTAL INS CO	130,378	3.4%	106,177	(28,705)	N/A	455
FEDERAL INS CO	123,704	3.3%	155,816	112,868	72.4%	3,052
AXIS INS CO	119,047	3.1%	60,097	26,831	44.7%	179
TRAVELERS HOME & MARINE INS CO	116,498	3.1%	110,329	32,918	29.8%	998
CHARTIS PROP CAS CO	112,268	3.0%	96,991	3,297	3.4%	(1)
UNITED SERV AUTOMOBILE ASSN	104,551	2.7%	108,543	6,361	5.9%	(181)
ACE AMER INS CO	94,968	2.5%	86,416	(45,296)	N/A	3,773
CONTINENTAL CAS CO	77,693	2.0%	76,608	10,350	13.5%	(1,365)
LIBERTY MUT INS CO	66,959	1.8%	49,733	6,126	12.3%	206
STANDARD FIRE INS CO	66,890	1.8%	59,714	53,280	89.2%	1,433
SEAWORTHY INS CO	66,379	1.7%	41,052	45,876	111.8%	0
ALL OTHERS (50)	445,750	11.7%	589,066	3,805	0.7%	8,814
TOTALS	3,808,910	100.0%	3,745,289	999,892	26.7%	60,760

Inland Marine

COMPANY NAME	DIRECT PREMIUMS WRITTEN	MARKET SHARE	DIRECT PREMIUMS EARNED	DIRECT LOSSES INCURRED	LOSS RATIO	DIRECT DEFENSE & COST CONTAINMENT EXPENSE INCURRED
LIBERTY MUT INS CO	12,927,875	22.4%	12,831,162	4,069,929	31.7%	(350)
CONTINENTAL CAS CO	4,468,153	7.8%	4,370,930	1,642,801	37.6%	(434)
FARM BUREAU MUT INS CO OF ID	3,248,208	5.6%	3,227,588	1,744,134	54.0%	(34,444)
STATE FARM FIRE & CAS CO	2,397,198	4.2%	2,371,499	1,042,952	44.0%	1,722
TRAVELERS PROP CAS CO OF AMER	2,123,472	3.7%	2,173,253	9,599,681	441.7%	206,205
FACTORY MUT INS CO	1,805,554	3.1%	1,870,908	9,630	0.5%	0
GREAT WEST CAS CO	1,341,537	2.3%	1,297,912	800,879	61.7%	5,491
JEFFERSON INS CO	1,184,669	2.1%	1,154,720	364,289	31.6%	54
WESTERN COMM INS CO	1,129,649	2.0%	1,103,819	1,131,255	102.5%	17,091
AGCS MARINE INS CO	1,040,262	1.8%	816,648	230,215	28.2%	19,343
SECURIAN CAS CO	945,247	1.6%	1,023,396	329,710	32.2%	62,409
PROGRESSIVE NORTHWESTERN INS CO	766,044	1.3%	758,519	417,644	55.1%	176
AFFILIATED FM INS CO	743,196	1.3%	734,937	21,751	3.0%	(229)

2012 Business Inland Marine (continued)

STONEBRIDGE CAS INS CO	698,030	1.2%	678,556	417,933	61.6%	(3,361)
NATIONAL CAS CO	682,735	1.2%	426,787	376,533	88.2%	1,109
ARCH INS CO	644,512	1.1%	409,088	139,962	34.2%	1,137
SAFECO INS CO OF AMER	603,288	1.1%	603,235	210,332	34.9%	(155)
CINNINNATI INS CO	538,631	0.9%	540,063	79,511	14.7%	(460)
AUTO OWNERS INS CO	529,048	0.9%	505,075	240,328	47.6%	29,529
MUTUAL OF ENUMCLAW INS CO	525,990	0.9%	534,076	142,192	26.6%	2,964
ALL OTHERS (269)	19,258,121	33.4%	19,117,354	8,883,716	46.5%	61,117
TOTALS	57,601,419	100.0%	56,549,525	31,895,377	56.4%	368,914

Financial Guaranty

COMPANY NAME	DIRECT PREMIUMS WRITTEN	MARKET SHARE	DIRECT PREMIUMS EARNED	DIRECT LOSSES INCURRED	LOSS RATIO	DIRECT DEFENSE & COST CONTAINMENT EXPENSE INCURRED
ASSURED GUAR MUNICIPAL CORP	129,854	100.0%	445,761	0	0.0%	0
AMBAC ASSUR CORP	26	0.0%	145,376	0	0.0%	0
SYNCORA GUAR INC	0	0.0%	170,426	0	0.0%	0
RADIAN ASSET ASSUR INC	0	0.0%	5,348	0	0.0%	0
ASSOCIATED IND CORP	0	0.0%	0	(2)	N/A	(1)
MBIA INS CORP	0	0.0%	301,472	0	0.0%	0
ASSURED GUAR CORP	0	0.0%	39,995	0	0.0%	0
TOTALS	129,880	100.0%	1,108,378	(2)	0.0%	(1)

Medical Professional Liability

COMPANY NAME	DIRECT PREMIUMS WRITTEN	MARKET SHARE	DIRECT PREMIUMS EARNED	DIRECT LOSSES INCURRED	LOSS RATIO	DIRECT DEFENSE & COST CONTAINMENT EXPENSE INCURRED
MEDICAL IN EXCH OF CA	6,660,511	29.8%	7,394,643	2,551,014	34.5%	1,513,313
DOCTORS CO AN INTERINS EXCH	4,872,592	21.8%	5,223,624	2,383,516	45.6%	1,073,887
CONTINENTAL CAS CO	3,603,724	16.1%	3,725,932	534,984	14.4%	1,489,112
MEDICAL PROTECTIVE CO	1,829,268	8.2%	1,931,044	3,466,874	179.5%	(262,641)
PHYSICIANS INS A MUT CO	1,076,623	4.8%	1,054,455	(687,436)	N/A	(207,892)
AMERICAN CAS CO OF READING PA	1,052,258	4.7%	1,048,205	2,247	0.2%	357,357
WASHINGTON CAS CO	562,237	2.5%	384,510	(1,194,606)	N/A	201,452

2012 Business Medical Professional Liability (continued)

UTAH MEDICAL INS ASSOC	511,535	2.3%	534,740	83,942	15.7%	102,915
NCMIC INS CO	456,884	2.1%	454,935	(227,379)	N/A	18,911
PODIATRY INS CO OF AMER	433,223	1.9%	422,776	170,271	40.3%	103,763
LIBERTY INS UNDERWRITERS INC	315,178	1.4%	307,159	150,508	49.0%	17,104
NATIONAL UNION FIRE INS CO OF PITTS	210,104	0.9%	159,466	(28,188)	N/A	2,696
ACE AMER INS CO	185,611	0.8%	212,620	186,160	87.6%	23,878
NORTHWEST DENTISTS INS CO	155,101	0.7%	138,851	0	0.0%	8,101
PACO ASSUR CO INC	92,683	0.4%	111,354	62,407	56.0%	34,501
CINCINNATI INS CO	64,208	0.3%	59,274	113,243	191.1%	43,609
CHURCH MUT INS CO	57,389	0.3%	47,675	(2,667)	N/A	(81)
AMERICAN ALT INS CORP	40,809	0.2%	47,497	(66,103)	N/A	(22,399)
PHARMACISTS MUT INS CO	31,440	0.1%	22,501	(3,160)	N/A	(2,980)
PREFERRED PROFESSIONAL INS CO	26,903	0.1%	12,931	(2,423)	N/A	3,293
ALL OTHERS (80)	93,598	0.4%	80,372	(1,394,180)	N/A	979,048
TOTALS	22,331,879	100.0%	23,374,564	6,099,020	26.1%	5,476,947

Earthquake

COMPANY NAME	DIRECT PREMIUMS WRITTEN	MARKET SHARE	DIRECT PREMIUMS EARNED	DIRECT LOSSES INCURRED	LOSS RATIO	DIRECT DEFENSE & COST CONTAINMENT EXPENSE INCURRED
TRAVELERS IND CO	562,929	21.5%	561,492	109,692	19.5%	2,396
STATE FARM FIRE & CAS CO	313,338	11.9%	309,598	0	0.0%	0
UNITED SERV AUTOMOBILE ASSN	194,762	7.4%	174,657	(250)	N/A	(4)
CHARTIS PROP CAS CO	172,094	6.6%	169,646	0	0.0%	0
TRAVELERS PROP CAS CO OF AMER	141,559	5.4%	129,317	20,953	16.2%	426
VIGILANT INS CO	116,007	4.4%	120,131	0	0.0%	0
AXIS INS CO	89,608	3.4%	88,477	11,841	13.4%	253
USAA CAS INS CO	70,083	2.7%	65,071	115	0.2%	0
INSURANCE CO OF THE WEST	66,139	2.5%	67,640	0	0.0%	0
LUMBERMENS UNDERWRITING ALLIANCE	59,818	2.3%	90,016	0	0.0%	0
ALLIANZ GLOBAL RISKS US INS CO	56,043	2.1%	45,556	13,308	29.2%	2,349
WESTPORT INS CORP	43,472	1.7%	56,187	0	0.0%	0
NATIONAL UNION FIRE INS CO OF PITTS	41,182	1.6%	41,227	0	0.0%	0
FARMERS INS CO OF ID	39,462	1.5%	38,880	0	0.0%	0

2012 Business Earthquake (continued)

LIBERTY MUT FIRE INS CO	39,264	1.5%	38,557	0	0.0%	0
AMERICAN FAMILY MUT INS CO	33,095	1.3%	32,037	0	0.0%	0
AUTO OWNERS INS CO	31,004	1.2%	31,027	0	0.0%	0
ASSOCIATED IND CORP	28,770	1.1%	28,416	(223)	N/A	101
ZURICH AMER INS CO	28,708	1.1%	43,653	(191)	N/A	0
EMPLOYERS MUT CAS CO	28,104	1.1%	22,742	0	0.0%	0
ALL OTHERS (96)	488,979	17.9%	460,538	252,117	54.7%	1,388
TOTALS	2,624,420	100.0%	2,614,865	407,362	15.6%	6,909

Group Accident and Health

COMPANY NAME	DIRECT PREMIUMS WRITTEN	MARKET SHARE	DIRECT PREMIUMS EARNED	DIRECT LOSSES INCURRED	LOSS RATIO	DIRECT DEFENSE & COST CONTAINMENT EXPENSE INCURRED
NATIONAL UNION FIRE INS CO OF PITTS	4,713,317	33.6%	4,624,861	2,388,327	51.6%	8,828
QBE INS CORP	2,289,675	16.3%	2,294,196	1,208,568	52.7%	(84,132)
STATE FARM MUT AUTO INS CO	1,712,944	12.2%	1,712,944	1,232,353	71.9%	442
WESTPORT INS CORP	983,419	7.1%	927,541	892,610	96.2%	1,883
BCS INS CO	933,303	6.7%	876,254	494,011	56.4%	1,755
UNITED STATES FIRE INS CO	685,371	4.8%	685,371	830,085	124.8%	10,046
ZURICH AMER INS CO	636,657	4.5%	663,619	65,177	9.8%	0
CONTINENTAL CAS CO	498,018	3.6%	134,087	257,811	192.3%	0
ARCH INS CO	368,861	2.6%	123,856	59,891	48.4%	3,237
INDEPENDENCE AMER INS CO	293,788	2.1%	293,789	2,605	0.9%	0
AMEX ASSUR CO	285,314	1.9%	267,287	627,152	234.6%	1,403
ATLANTIC SPECIALTY INS CO	160,720	1.2%	52,977	21,388	40.4%	1,714
ACE AMER INS CO	130,611	0.9%	130,145	74,903	57.6%	1,924
AMERICAN SENTINEL INS CO	120,601	0.9%	120,542	57,946	48.1%	0
ONEBEACON AMER INS CO	63,910	0.5%	157,683	(5,668)	N/A	(36,783)
FEDERAL INS CO	44,472	0.3%	68,601	1,177	1.7%	(241)
CENTRAL STATES IND CO OF OMAHA	38,665	0.3%	38,704	3,548	9.2%	0
NORTH AMER SPECIALTY INS CO	35,349	0.3%	46,790	0	0.0%	0
SENTRY INS A MUT CO	19,262	0.1%	4,441	4,520	101.8%	0
AMERICAN BANKERS INS CO OF FL	9,382	0.1%	9,382	1,960	20.9%	0
All Others 14	24,311	0.2%	24,897	313,546	1259.4%	(959)
TOTALS	14,017,950	100.0%	13,237,967	8,531,910	64.5%	(91,083)

2012 Business Credit Accident and Health (Group and Individual)

COMPANY NAME	DIRECT PREMIUMS WRITTEN	MARKET SHARE	DIRECT PREMIUMS EARNED	DIRECT LOSSES INCURRED	LOSS RATIO	DIRECT DEFENSE & COST CONTAINMENT EXPENSE INCURRED
CENTRAL STATES IND CO OF OMAHA	81,570	39.5%	81,570	(20,442)	N/A	0
AMERICAN BANKERS INS CO OF FL	76,942	37.3%	76,942	28,094	36.5%	0
STATE FARM MUT AUTO INS CO	27,491	13.3%	28,575	14,124	49.4%	(97)
AMERICAN SECURITY INS CO	13,896	6.7%	13,896	(23)	N/A	0
STONEBRIDGE CAS INS CO	6,410	3.1%	6,410	688	10.7%	0
TOTALS	206,309	100.0%	207,393	22,441	10.8%	(97)

Collectively Renewable Accident and Health

COMPANY NAME	DIRECT PREMIUMS WRITTEN	MARKET SHARE	DIRECT PREMIUMS EARNED	DIRECT LOSSES INCURRED	LOSS RATIO	DIRECT DEFENSE & COST CONTAINMENT EXPENSE INCURRED
NATIONAL CAS CO	126	100.0%	126	0	0.0%	0
TOTALS	126	100.0%	126	0	0.0%	0

Non-Cancellable Accident and Health

COMPANY NAME	DIRECT PREMIUMS WRITTEN	MARKET SHARE	DIRECT PREMIUMS EARNED	DIRECT LOSSES INCURRED	LOSS RATIO	DIRECT DEFENSE & COST CONTAINMENT EXPENSE INCURRED
STONEBRIDGE CAS INS CO	7	100.0%	7	0	0.0%	0
TRAVELERS IND CO	0	0.0%	1,447,540	0	0.0%	0
TOTALS	7	100.0%	1,447,547	0	0.0%	0

Guaranteed Renewable Accident and Health

COMPANY NAME	DIRECT PREMIUMS WRITTEN	MARKET SHARE	DIRECT PREMIUMS EARNED	DIRECT LOSSES INCURRED	LOSS RATIO	DIRECT DEFENSE & COST CONTAINMENT EXPENSE INCURRED
STATE FARM MUT AUTO INS CO	3,370,602	78.7%	2,034,320	1,480,849	72.8%	146
CONTINENTAL CAS CO	879,413	20.5%	(514,290)	1,860,907	N/A	0
AMERICAN FAMILY MUT INS CO	11,920	0.3%	1	5,591	N/A	0
CENTRAL STATES IND CO OF OMAHA	10,447	0.2%	10,289	8,596	83.6%	0
AF&L INS CO	8,200	0.2%	8,422	14,871	176.6%	0

2012 Business Guaranteed Renewable Accident and Health (continued)

AMERICAN STATES INS CO	5,244	0.1%	28,209	19,692	69.8%	0
NATIONAL UNION FIRE INS CO OF PITTS	9	0.0%	9	(17)	N/A	0
TOTALS	4,285,835	100.0%	1,566,960	3,390,489	216.4%	146

Non-Renewable for Stated Reasons Only

COMPANY NAME	DIRECT PREMIUMS WRITTEN	MARKET SHARE	DIRECT PREMIUMS EARNED	DIRECT LOSSES INCURRED	LOSS RATIO	DIRECT DEFENSE & COST CONTAINMENT EXPENSE INCURRED
STATE FARM MUT AUTO INS CO	439,177	100.0%	449,774	324,140	72.1%	676
TOTALS	439,177	100.0%	449,774	324,140	72.1%	676

Other Accident Only

COMPANY NAME	DIRECT PREMIUMS WRITTEN	MARKET SHARE	DIRECT PREMIUMS EARNED	DIRECT LOSSES INCURRED	LOSS RATIO	DIRECT DEFENSE & COST CONTAINMENT EXPENSE INCURRED
OLD REPUBLIC INS CO	17,820	83%	19,415	10,839	56%	0
AMERICAN HOME ASSUR CO	1,963	9%	1,835	33	2%	(9)
FEDERAL INS CO	1,461	7%	1,691	(38)	N/A	(4)
NATIONAL CAS CO	150	1%	166	0	0%	0
BANCINSURE INC	0	0%	(3)	(4)	133%	0
NATIONAL UNION FIRE INS CO OF PITTS	0	0%	0	698	N/A	0
AMERICAN AUTOMOBILE INS CO	0	0%	0	52	N/A	64
FIREMANS FUND INS CO	0	0%	0	10	N/A	2
TOTALS	21,394	100%	23,104	11,590	50%	53

Medicare Title XVIII Exempt from State Taxes and Fees

COMPANY NAME	DIRECT PREMIUMS WRITTEN	MARKET SHARE	DIRECT PREMIUMS EARNED	DIRECT LOSSES INCURRED	LOSS RATIO	DIRECT DEFENSE & COST CONTAINMENT EXPENSE INCURRED
NONE						

2012 Business All Other Accident and Health

COMPANY NAME	DIRECT PREMIUMS WRITTEN	MARKET SHARE	DIRECT PREMIUMS EARNED	DIRECT LOSSES INCURRED	LOSS RATIO	DIRECT DEFENSE & COST CONTAINMENT EXPENSE INCURRED
STATE FARM MUT AUTO INS CO	116,966	57.1%	119,217	48,793	40.9%	789
MARKEL INS CO	49,430	24.1%	86,327	27,347	31.7%	(3,539)
CENTRAL STATES IND CO OF OMAHA	35,205	17.2%	35,915	(3,752)	N/A	0
AMERICAN BANKERS INS CO OF FL	3,296	1.6%	3,327	(161)	N/A	0
ST PAUL FIRE & MARINE INS CO	0	0.0%	0	55	N/A	1
MOTORISTS COMMERCIAL MUT INS CO	0	0.0%	0	(61)	N/A	0
NORTH AMER SPECIALTY INS CO	0	0.0%	0	333	N/A	0
TRAVELERS IND CO	0	0.0%	0	5,538	N/A	0
TOTALS	204,897	100.0%	244,786	78,092	31.9%	(2,749)

Federal Employee Health Benefits Program Premium

COMPANY NAME	DIRECT PREMIUMS WRITTEN	MARKET SHARE	DIRECT PREMIUMS EARNED	DIRECT LOSSES INCURRED	LOSS RATIO	DIRECT DEFENSE & COST CONTAINMENT EXPENSE INCURRED
--------------	-------------------------------	-----------------	------------------------------	------------------------------	---------------	--

NONE

Workers' Compensation

COMPANY NAME	DIRECT PREMIUMS WRITTEN	MARKET SHARE	DIRECT PREMIUMS EARNED	DIRECT LOSSES INCURRED	LOSS RATIO	DIRECT DEFENSE & COST CONTAINMENT EXPENSE INCURRED
IDAHO STATE INS FUND	161,466,291	53.8%	154,983,032	118,238,719	76.3%	5,833,846
LIBERTY NORTHWEST INS CORP	36,949,544	12.3%	36,504,472	36,468,407	99.9%	2,937,428
ALASKA NATL INS CO	9,509,560	3.2%	6,501,932	5,847,773	89.9%	539,518
TOWER INS CO OF NY	7,223,199	2.4%	6,137,881	3,409,437	55.6%	583,409
ASSOCIATED LOGGERS EXCH	6,675,847	2.2%	6,772,157	4,549,593	67.2%	70,352
TRAVELERS PROP CAS CO OF AMER	6,313,970	2.1%	5,797,842	2,832,095	48.9%	481,419
ZURICH AMER INS CO	4,357,921	1.5%	5,341,115	875,423	16.4%	(47,945)
TWIN CITY FIRE INS CO CO	4,083,944	1.4%	4,434,339	2,752,338	62.1%	254,334
NATIONAL UNION FIRE INS CO OF PITTS	3,231,364	1.1%	3,160,110	1,164,241	36.8%	(34,576)
ADVANTAGE WORKERS COMP INS CO	3,208,111	1.1%	3,677,629	1,024,104	27.9%	200,750
EMPLOYERS COMPENSATION INS CO	3,098,331	1.0%	3,398,433	154,929	4.6%	70,827

2012 Business Workers' Compensation (continued)

INSURANCE CO OF THE STATE OF PA	2,876,825	1.0%	2,009,903	98,183	4.9%	(86,839)
EMPLOYERS INS OF WAUSAU	2,554,999	0.9%	5,042,671	6,279,224	124.5%	605,546
TRUCK INS EXCH	2,220,004	0.7%	2,182,654	824,539	37.8%	83,535
WAUSAU UNDERWRITERS INS CO	2,133,478	0.7%	2,185,848	673,198	30.8%	72,924
LIBERTY MUT FIRE INS CO	2,003,292	0.7%	1,366,778	1,424,449	104.2%	153,096
AMERICAN ZURICH INS CO	1,742,381	0.6%	1,702,263	760,923	44.7%	79,543
LM INS CORP	1,458,139	0.5%	1,368,306	1,185,142	86.6%	143,408
WORKERS COMP EXCH	1,453,778	0.5%	1,232,409	867,944	70.4%	90,656
LIBERTY INS CORP	1,449,292	0.5%	1,739,901	745,157	42.8%	168,499
ALL OTHERS (225)	36,383,256	12.1%	35,709,180	21,767,906	61.0%	2,450,258
TOTALS	300,403,526	100.0%	291,248,655	211,943,724	72.8%	14,649,888

Other Liability -- Occurrence

COMPANY NAME	DIRECT PREMIUMS WRITTEN	MARKET SHARE	DIRECT PREMIUMS EARNED	DIRECT LOSSES INCURRED	LOSS RATIO	DIRECT DEFENSE & COST CONTAINMENT EXPENSE INCURRED
NATIONAL UNION FIRE INS CO OF PITTS	7,408,296	8.7%	7,021,597	354,920	5.1%	30,526
AMERICAN BANKERS INS CO OF FL	4,377,063	5.2%	3,106,939	1,290,832	41.6%	1,081
CINNINNATI INS CO	3,499,506	4.1%	3,492,480	(438,770)	N/A	(50,474)
FARM BUREAU MUT INS CO OF ID	3,196,799	3.8%	3,221,849	1,532,044	47.6%	8,490
CATERPILLAR INS CO	3,180,007	3.8%	2,288,137	594,412	26.0%	0
STATE FARM FIRE & CAS CO	2,936,767	3.5%	2,890,143	1,283,845	44.4%	55,379
ZURICH AMER INS CO	1,918,746	2.3%	1,628,324	202,414	12.4%	492,255
CUMIS INS SOCIETY INC	1,836,770	2.2%	1,641,929	749,651	45.7%	0
SAFECO INS CO OF AMER	1,716,978	2.0%	1,661,420	(26,251)	N/A	128,194
AMERICAN STATES INS CO	1,711,902	2.0%	1,730,282	1,253,650	72.5%	10,943
TRAVELERS PROP CAS CO OF AMER	1,658,400	2.0%	1,543,622	(216,111)	N/A	29,871
EMPLOYERS MUT CAS CO	1,419,765	1.7%	1,426,408	149,391	10.5%	(10,117)
CONTINENTAL WESTERN INS CO	1,391,756	1.6%	1,159,407	3,942,461	340.0%	371,127
ACE AMER INS CO	1,224,605	1.4%	867,069	(289,769)	N/A	1,091
FARMERS INS EXCH	1,087,569	1.3%	1,108,268	317,051	28.6%	(13,099)
ACE PROP & CAS INS CO	1,040,061	1.2%	751,520	506,382	67.4%	49,322
NAVIGATORS INS CO	1,034,301	1.2%	1,008,125	408,273	40.5%	24,377
MUTUAL OF ENUMCLAW INS CO	1,011,929	1.2%	946,293	43,452	4.6%	13,441

2012 Business Other Liability -- Occurrence (continued)

STARR IND & LIAB CO	1,006,302	1.2%	782,830	310,821	39.7%	76,733
CONTINENTAL CAS CO	987,896	1.2%	1,044,193	(1,511,568)	N/A	(250,194)
ALL OTHERS (330)	41,192,069	48.6%	39,446,029	10,646,923	27.0%	1,621,894
TOTALS	84,837,487	100.0%	78,766,864	21,104,053	26.8%	2,590,840

Other Liability -- Claims-Made

COMPANY NAME	DIRECT PREMIUMS WRITTEN	MARKET SHARE	DIRECT PREMIUMS EARNED	DIRECT LOSSES INCURRED	LOSS RATIO	DIRECT DEFENSE & COST CONTAINMENT EXPENSE INCURRED
NATIONAL UNION FIRE INS CO OF PITTS	4,731,738	13.9%	5,154,642	330,894	6.4%	254,224
CONTINENTAL CAS CO	4,156,534	12.2%	4,080,931	1,282,733	31.4%	905,697
FEDERAL INS CO	2,293,263	6.7%	2,357,457	(218,872)	N/A	1,634,520
TRAVELERS CAS & SURETY CO OF AMER	2,203,876	6.5%	2,074,172	443,123	21.4%	155,585
BEAZLEY INS CO INC	1,751,740	5.1%	1,672,498	488,763	29.2%	(5,305)
CALIFORNIA INS CO	1,280,680	3.8%	1,173,188	8,677	0.7%	0
XL SPECIALTY INS CO	1,237,488	3.6%	1,212,960	324,654	26.8%	164,179
PHILADELPHIA IND INS CO	1,129,455	3.3%	1,139,426	(57,564)	N/A	(2,523)
AMERICAN GUAR & LIAB INS	775,846	2.3%	831,528	163,543	19.7%	3,021
DARWIN NATL ASSUR CO	760,080	2.2%	685,441	217,997	31.8%	222,388
UNITED STATES LIAB INS CO	601,728	1.8%	571,874	(650)	N/A	61,217
ZURICH AMER INS CO	567,943	1.7%	474,938	(59,299)	N/A	36,144
CINCINNATI INS CO	555,293	1.6%	563,992	(1,613,744)	N/A	35,082
WESTCHESTER FIRE INS CO	537,985	1.6%	494,726	(31,313)	N/A	18,787
BERKLEY INS CO	532,695	1.6%	494,708	141,222	28.6%	0
ARCH INS CO	501,293	1.5%	553,492	205,385	37.1%	11,203
ST PAUL MERCURY INS CO	498,237	1.5%	504,434	90,560	18.0%	(16,718)
OLD REPUBLIC INS CO	450,184	1.3%	472,538	440,866	93.3%	128,253
LIBERTY INS UNDERWRITERS INC	444,631	1.3%	479,862	424,443	88.5%	91,405
SCOTTSDALE IND CO	433,470	1.3%	401,682	18,136	4.5%	63,372
ALL OTHERS (150)	8,606,063	25.3%	8,684,911	1,080,419	12.4%	273,401
TOTALS	34,050,222	100.0%	34,079,400	3,679,973	10.8%	4,033,932

2012 Business Excess Workers' Compensation

COMPANY NAME	DIRECT PREMIUMS WRITTEN	MARKET SHARE	DIRECT PREMIUMS EARNED	DIRECT LOSSES INCURRED	LOSS RATIO	DIRECT DEFENSE & COST CONTAINMENT EXPENSE INCURRED
SAFETY NATL CAS CORP	801,419	64.1%	759,341	188,253	24.8%	1,257
LM INS CORP	236,968	19.0%	236,283	189,929	80.4%	37,818
ACE AMER INS CO	134,446	10.8%	116,063	88,910	76.6%	7,971
XL SPECIALTY INS CO	41,487	3.3%	41,674	(3,779)	N/A	(378)
NATIONAL UNION FIRE INS CO OF PITTS	30,707	2.5%	19,723	11,384	57.7%	398
TRAVELERS PROP CAS CO OF AMER	22,654	1.8%	21,336	(2,162)	N/A	6
LIBERTY INS CORP	12,991	1.0%	12,991	1,956,960	N/A	20,634
GREAT NORTHERN INS CO	1,478	0.1%	1,447	423	29.2%	26
FEDERAL INS CO	431	0.0%	1,524	(5,019)	N/A	(504)
OLD REPUBLIC INS CO	118	0.0%	205	(4,546)	N/A	50
PACIFIC IND CO	13	0.0%	13	0	0.0%	0
REPWEST INS CO	0	0.0%	0	104,154	N/A	0
PRAETORIAN INS CO	0	0.0%	0	82	N/A	17
HARTFORD CAS INS CO	0	0.0%	0	61,654	N/A	(4,235)
FIDELITY & GUAR INS UNDERWRITERS INC	0	0.0%	0	1,431	N/A	(301)
FIDELITY & GUAR INS CO	0	0.0%	0	1,821	N/A	(552)
DISCOVER PROP & CAS INS CO	0	0.0%	0	121	N/A	(10)
TRAVELERS IND CO	0	0.0%	0	(11)	N/A	0
GENERAL REINS CORP	0	0.0%	0	(141,324)	N/A	(12,376)
TRAVELERS CAS & SURETY CO	0	0.0%	0	18,156	N/A	18
ALL OTHERS (11)	(32,114)	-100.0%	(17,044)	(4,644,218)	27248.4%	607,198
TOTALS	1,250,598	100.0%	1,193,556	(2,177,781)	N/A	657,037

Product Liability

COMPANY NAME	DIRECT PREMIUMS WRITTEN	MARKET SHARE	DIRECT PREMIUMS EARNED	DIRECT LOSSES INCURRED	LOSS RATIO	DIRECT DEFENSE & COST CONTAINMENT EXPENSE INCURRED
CINNINNATI INS CO	609,666	10.9%	629,460	656,429	104.3%	(1,871)
UNITED FIRE & CAS CO	508,853	9.1%	495,004	(62,466)	N/A	(61,500)
SENTRY INS A MUT CO	358,332	6.4%	338,517	163,942	48.4%	40,355
HARTFORD FIRE IN CO	320,598	5.7%	299,811	114,381	38.2%	28,951

2012 Business Product Liability (continued)

FEDERAL INS CO	284,886	5.1%	308,323	(19,359)	N/A	(231,301)
AMCO INS CO	256,459	4.6%	265,038	157,472	59.4%	22,455
NATIONWIDE AGR/BUSINESS INS CO	239,654	4.3%	290,151	1,034,153	356.4%	(12,405)
AMERICAN GUAR & LIAB INS	181,854	3.3%	228,979	25,728	11.2%	2,573
EMPLOYERS MUT CAS CO	178,171	3.2%	183,432	19,641	10.7%	78,784
LIBERTY MUT FIRE INS CO	152,248	2.7%	190,154	27,764	14.8%	10,827
CINNINNATI CAS CO	124,078	2.2%	116,716	48,796	41.8%	35,836
FEDERATED MUT INS CO	113,395	2.0%	108,595	19,524	18.0%	8,081
OREGON MUT INS CO	102,910	1.8%	111,637	53,471	47.9%	16,304
TWIN CITY FIRE INS CO CO	98,387	1.8%	224,104	22,134	9.9%	17,918
TRAVELERS PROP CAS CO OF AMER	98,157	1.8%	101,093	(42,602)	N/A	65,540
ACE AMER INS CO	98,053	1.8%	93,631	2,299,001	N/A	(8,296)
MID CONTINENT CAS CO	81,906	1.5%	88,677	58,242	65.7%	30,706
ELECTRIC INS CO	75,716	1.4%	75,716	219,912	290.4%	29,750
NATIONWIDE MUT INS CO	72,999	1.3%	58,605	3,351	5.7%	1,308
ATLANTIC SPECIALTY INS CO	72,728	1.3%	199	84	42.2%	30
ALL OTHERS (151)	1,575,017	28.1%	1,566,780	(1,469,202)	N/A	367,216
TOTALS	5,604,067	100.0%	5,774,622	3,330,396	57.7%	441,261

Private Passenger Auto No-Fault (Personal Injury Protection)

COMPANY NAME	DIRECT PREMIUMS WRITTEN	MARKET SHARE	DIRECT PREMIUMS EARNED	DIRECT LOSSES INCURRED	LOSS RATIO	DIRECT DEFENSE & COST CONTAINMENT EXPENSE INCURRED
MUTUAL OF ENUMCLAW INS CO	663,094	79.3%	699,220	384,900	55.1%	(20,768)
ENUMCLAW PROP & CAS INS CO	166,417	19.9%	117,059	108,876	93.0%	145
CASUALTY UNDERWRITERS INS CO	7,046	0.8%	7,083	(1,144)	N/A	0
ESSENTIA INS CO	308	0.0%	308	(7)	N/A	0
OREGON MUT INS CO	20	0.0%	26	0	0.0%	0
AMERICAN COMMERCE INS CO	0	0.0%	34,128	(50,881)	N/A	(4,893)
GEICO GEN INS CO	0	0.0%	0	(15,558)	N/A	(1,671)
IRONSHORE IND INC	0	0.0%	0	(4)	N/A	0
STATE FARM FIRE & CAS CO	0	0.0%	0	(5,420)	N/A	0
PRAETORIAN INS CO	0	0.0%	0	(173)	N/A	(37)
HARTFORD INS CO OF THE MIDWEST	0	0.0%	0	(21)	N/A	(2)

2012 Business
Private Passenger Auto No-Fault (Personal Injury Protection) (continued)

WESTERN PROTECTORS INS CO	0	0.0%	0	2	N/A	0
UNIGARD INS CO	0	0.0%	0	(395)	N/A	163
LIBERTY MUT FIRE INS CO	0	0.0%	0	(3,093)	N/A	210
STATE FARM MUT AUTO INS CO	0	0.0%	0	101,430	N/A	(889)
GEICO IND CO	0	0.0%	0	24,471	N/A	634
PROGRESSIVE NORTHWESTERN INS CO	0	0.0%	0	14,522	N/A	26,163
PROGRESSIVE DIRECT INS CO	0	0.0%	0	(324)	N/A	40
LIBERTY NORTHWEST INS CORP	0	0.0%	0	(413)	N/A	(419)
NORTH PACIFIC INS CO	0	0.0%	0	(6,667)	N/A	0
ALL OTHERS (4)	(139)	-100.0%	(98)	55,084	N/A	9,204
TOTALS	836,746	100.0%	857,726	605,185	70.6%	8,080

Other Private Passenger Auto Liability

COMPANY NAME	DIRECT PREMIUMS WRITTEN	MARKET SHARE	DIRECT PREMIUMS EARNED	DIRECT LOSSES INCURRED	LOSS RATIO	DIRECT DEFENSE & COST CONTAINMENT EXPENSE INCURRED
STATE FARM MUT AUTO INS CO	51,787,171	12.9%	51,564,719	29,662,930	57.5%	1,835,689
FARMERS INS CO OF ID	44,828,781	11.2%	44,963,328	27,218,618	60.5%	2,068,298
FARM BUREAU MUT INS CO OF ID	39,056,687	9.8%	39,525,320	29,358,351	74.3%	1,184,268
SAFECO INS CO OF IL	25,280,401	6.3%	24,013,311	9,182,568	38.2%	903,442
PROGRESSIVE NORTHWESTERN INS CO	24,508,028	6.1%	24,207,538	14,640,840	60.5%	138,526
ALL STATE FIRE & CAS INS CO	19,937,250	5.0%	19,269,276	12,866,142	66.8%	759,373
GEICO GEN INS CO	15,605,492	3.9%	15,612,498	8,879,345	56.9%	535,559
AMERICAN FAMILY MUT INS CO	13,239,706	3.3%	13,288,188	7,699,419	57.9%	414,348
PROGRESSIVE DIRECT INS CO	13,086,470	3.3%	12,929,034	6,470,616	50.1%	32,466
VIKING INS CO OF WI	12,383,541	3.1%	12,322,959	6,624,800	53.8%	38,275
GEICO IND CO	12,084,226	3.0%	12,258,813	6,684,435	54.5%	339,540
UNITED SERV AUTOMOBILE ASSN	6,884,601	1.7%	6,842,050	4,313,794	63.1%	41,548
LIBERTY MUT FIRE INS CO	6,878,095	1.7%	7,354,579	2,623,096	35.7%	190,377
ALL STATE INS CO	6,162,702	1.5%	6,439,093	4,407,320	68.5%	344,780
USAA CAS INS CO	5,844,850	1.5%	5,794,616	3,484,941	60.1%	108,952
ALL STATE IND CO	5,535,462	1.4%	5,567,097	3,130,998	56.2%	172,354
STATE FARM FIRE & CAS CO	5,456,368	1.4%	5,275,178	2,920,510	55.4%	241,334
AUTO OWNERS INS CO	5,369,495	1.3%	5,225,396	3,573,019	68.4%	207,986

2012 Business Other Private Passenger Auto Liability (continued)

MUTUAL OF ENUMCLAW INS CO	5,157,151	1.3%	5,456,874	3,079,134	56.4%	(40,709)
METROPOLITAN PROP & CAS INS CO	5,024,293	1.3%	5,058,816	2,859,451	56.5%	52,770
ALL OTHERS (152)	76,429,538	19.1%	74,660,598	40,638,754	54.4%	2,153,723
TOTALS	400,540,308	100.0%	397,649,281	230,319,081	57.9%	11,722,899

Commercial Auto No-Fault (Personal Injury Protection)

COMPANY NAME	DIRECT PREMIUMS WRITTEN	MARKET SHARE	DIRECT PREMIUMS EARNED	DIRECT LOSSES INCURRED	LOSS RATIO	DIRECT DEFENSE & COST CONTAINMENT EXPENSE INCURRED
MUTUAL OF ENUMCLAW INS CO	180,764	98.8%	176,877	50,775	28.7%	212
MID CENTURY INS CO	1,046	0.6%	1,046	228	21.8%	53
PHILADELPHIA IND INS CO	603	0.3%	26	1	3.9%	0
TRUCK INS EXCH	501	0.3%	501	0	0.0%	0
VANLINER INS CO	303	0.2%	311	0	0.0%	0
NORTHLAND INS CO	44	0.0%	29	(31)	N/A	59
NATIONAL UNION FIRE INS CO OF PITTS	16	0.0%	16	6	37.5%	1
MAIDEN REINS CO	0	0.0%	1	0	0.0%	0
AMERICAN STATES PREFERRED INS CO	0	0.0%	0	0	N/A	74
UNITED FINANCIAL CAS CO	0	0.0%	0	46,977	N/A	315
TOWER INS CO OF NY	0	0.0%	0	(113)	N/A	(37)
EMPIRE FIRE & MARINE INS CO	0	0.0%	0	(6)	N/A	(1)
ZURICH AMER INS CO	0	0.0%	1	(11)	N/A	(3)
CRUM & FORSTER IND CO	0	0.0%	0	(2)	N/A	0
NORTH RIVER INS CO	0	0.0%	0	(266)	N/A	4
UNITED STATES FIRE INS CO	0	0.0%	0	792	N/A	69
PRAETORIAN INS CO	0	0.0%	0	1	N/A	0
ALLIANZ GLOBAL RISKS US INS CO	0	0.0%	0	(36)	N/A	(4)
MARKEL INS CO	0	0.0%	0	7	N/A	2
UNIGARD INS CO	0	0.0%	0	(1)	N/A	0
ALL OTHERS (7)	(326)	-100.0%	12,796	27,179	212.4%	491
TOTALS	182,951	100.0%	191,604	125,500	65.5%	1,235

2012 Business Other Commercial Auto Liability

COMPANY NAME	DIRECT PREMIUMS WRITTEN	MARKET SHARE	DIRECT PREMIUMS EARNED	DIRECT LOSSES INCURRED	LOSS RATIO	DIRECT DEFENSE & COST CONTAINMENT EXPENSE INCURRED
UNITED FINANCIAL CAS CO	6,732,774	7.7%	6,135,892	3,100,048	50.5%	66,330
GREAT WEST CAS CO	6,554,436	7.5%	6,474,043	3,249,052	50.2%	345,411
WESTERN COMM INS CO	3,790,331	4.3%	4,029,424	1,739,297	43.2%	280,609
CINCINNATI INS CO	3,642,568	4.2%	3,593,605	1,281,450	35.7%	141,301
CONTINENTAL WESTERN INS CO	2,708,669	3.1%	2,355,865	4,234,218	179.7%	659,559
NORTHLAND INS CO	2,686,993	3.1%	2,603,786	1,600,225	61.5%	73,327
MUTUAL OF ENUMCLAW INS CO	2,654,996	3.0%	2,448,710	26,855	1.1%	(46,297)
ZURICH AMER INS CO	2,293,896	2.6%	2,128,922	231,022	10.9%	40,826
OREGON MUT INS CO	2,112,279	2.4%	2,089,029	779,477	37.3%	72,556
NATIONAL INTERSTATE INS CO	1,993,710	2.3%	1,840,884	1,674,494	91.0%	119,532
NORTH PACIFIC INS CO	1,854,457	2.1%	1,873,847	1,453,090	77.8%	(71,196)
NATIONWIDE MUT INS CO	1,778,613	2.0%	1,640,862	648,917	39.6%	59,184
NATIONAL CAS CO	1,636,223	1.9%	1,481,757	910,552	61.5%	43,451
EMPLOYERS MUT CAS CO	1,368,195	1.6%	1,300,281	1,252,902	96.4%	39,902
PHILADELPHIA IND INS CO	1,339,649	1.5%	1,279,589	450,536	35.2%	(61,253)
CONTINENTAL CAS CO	1,313,788	1.5%	1,338,673	737,716	55.1%	134,968
UNIGARD INS CO	1,206,062	1.4%	1,449,528	318,606	22.0%	(395)
ACUTY A MUT INS CO	1,162,243	1.3%	1,089,913	1,457,152	133.7%	167,882
OWNERS INS CO	1,129,079	1.3%	1,121,168	996,145	88.9%	15,841
AMERICAN HALLMARK INS CO OF TX	1,127,992	1.3%	1,174,221	1,062,761	90.5%	14,851
ALL OTHERS (258)	38,393,660	43.9%	37,911,352	22,972,339	60.6%	1,809,790
TOTALS	87,480,613	100.0%	85,361,351	50,176,854	58.8%	3,905,979

Private Passenger Auto Physical Damage

COMPANY NAME	DIRECT PREMIUMS WRITTEN	MARKET SHARE	DIRECT PREMIUMS EARNED	DIRECT LOSSES INCURRED	LOSS RATIO	DIRECT DEFENSE & COST CONTAINMENT EXPENSE INCURRED
STATE FARM MUT AUTO INS CO	36,349,648	13.4%	35,892,829	22,253,968	62.0%	4,951
FARMERS INS CO OF ID	30,621,373	11.3%	30,528,447	16,052,672	52.6%	(22,711)
FARM BUREAU MUT INS CO OF ID	29,015,453	10.7%	28,858,272	20,915,216	72.5%	458,855
SAFECO INS CO OF IL	17,165,604	6.3%	16,112,026	8,991,539	55.8%	57,474

2012 Business Private Passenger Auto Physical Damage (continued)

ALL STATE FIRE & CAS INS CO	16,671,923	6.2%	16,169,824	8,131,862	50.3%	48,410
PROGRESSIVE NORTHWESTERN INS CO	13,286,940	4.9%	12,942,824	8,070,102	62.4%	34,165
GEICO GEN INS CO	8,603,753	3.2%	8,557,512	5,525,819	64.6%	17,018
AMERICAN FAMILY MUT INS CO	7,948,089	2.9%	7,889,545	4,094,019	51.9%	12,489
UNITED SERV AUTOMOBILE ASSN	7,007,673	2.6%	6,909,084	4,111,349	59.5%	40,474
ALL STATE INS CO	6,774,696	2.5%	7,022,411	2,090,644	29.8%	6,053
PROGRESSIVE DIRECT INS CO	6,205,157	2.3%	6,132,619	4,307,200	70.2%	13,148
GEICO IND CO	5,810,661	2.2%	5,708,086	3,516,154	61.6%	11,004
LIBERTY MUT FIRE INS CO	5,170,446	1.9%	5,577,166	2,269,623	40.7%	(360)
USAA CAS INS CO	4,617,097	1.7%	4,545,263	2,867,254	63.1%	26,208
ALL STATE PROP & CAS INS CO	4,151,414	1.5%	4,297,438	1,430,041	33.3%	8,611
MUTUAL OF ENUMCLAW INS CO	3,924,874	1.5%	4,124,022	2,270,340	55.1%	60,737
METROPOLITAN PROP & CAS INS CO	3,766,644	1.4%	3,834,259	2,070,194	54.0%	321
GOVERNMENT EMPLOYEES INS CO	3,194,523	1.2%	3,231,560	2,131,780	66.0%	4,729
ALL STATE IND CO	3,153,910	1.2%	3,215,793	1,127,533	35.1%	4,908
STATE FARM FIRE & CAS CO	3,018,967	1.1%	2,912,228	2,016,688	69.3%	3,524
ALL OTHERS (141)	54,144,924	20.0%	52,741,789	27,327,600	51.8%	101,181
TOTALS	270,603,749	100.0%	267,202,997	151,571,597	56.7%	890,989

Commercial Auto Physical Damage

COMPANY NAME	DIRECT PREMIUMS WRITTEN	MARKET SHARE	DIRECT PREMIUMS EARNED	DIRECT LOSSES INCURRED	LOSS RATIO	DIRECT DEFENSE & COST CONTAINMENT EXPENSE INCURRED
GREAT WEST CAS CO	4,234,126	11.3%	3,961,118	2,891,565	73.0%	36,284
UNITED FINANCIAL CAS CO	2,871,833	7.7%	2,447,452	1,792,345	73.2%	(12,671)
WESTERN COMM INS CO	1,944,983	5.2%	1,905,299	1,471,155	77.2%	23,712
NORTHLAND INS CO	1,382,455	3.7%	1,366,353	946,628	69.3%	6,166
CINCINNATI INS CO	1,256,214	3.4%	1,266,841	479,963	37.9%	2,816
MUTUAL OF ENUMCLAW INS CO	1,222,534	3.3%	1,279,542	748,046	58.5%	34,842
CONTINENTAL WESTERN INS CO	949,860	2.5%	849,923	387,951	45.7%	(3,425)
OREGON MUT INS CO	870,080	2.3%	856,203	681,054	79.5%	0
NORTH PACIFIC INS CO	721,592	1.9%	747,178	273,679	36.6%	954
NATIONWIDE MUT INS CO	647,387	1.7%	625,878	275,688	44.1%	(39)
NATIONAL CAS CO	634,408	1.7%	514,161	473,603	92.1%	16,852

2012 Business Commercial Auto Physical Damage (continued)

TRUCK INS EXCH	626,399	1.7%	607,833	304,778	50.1%	(1,129)
ACUITY A MUT INS CO	625,463	1.7%	576,551	352,403	61.1%	5,870
OWNERS INS CO	596,307	1.6%	576,912	383,834	66.5%	5,782
NATIONAL INTERSTATE INS CO	591,322	1.6%	486,536	196,694	40.4%	11,423
EMPLOYERS MUT CAS CO	583,404	1.6%	555,445	257,286	46.3%	(963)
UNIGARD INS CO	557,052	1.5%	660,548	217,403	32.9%	28,785
TRAVELERS IND CO OF CT	507,695	1.4%	496,430	191,941	38.7%	5,079
AMERICAN HALLMARK INS CO OF TX	477,636	1.3%	491,091	314,099	64.0%	3,921
AUTO OWNERS INS CO	469,809	1.3%	442,576	198,647	44.9%	1,784
ALL OTHERS (234)	15,590,917	41.7%	15,839,738	9,337,485	59.0%	121,955
TOTALS	37,361,476	100.0%	36,553,608	22,176,247	60.7%	287,998

Aircraft

	DIRECT PREMIUMS WRITTEN	MARKET SHARE	DIRECT PREMIUMS EARNED	DIRECT LOSSES INCURRED	LOSS RATIO	DIRECT DEFENSE & COST CONTAINMENT EXPENSE INCURRED
NATIONAL UNION FIRE INS CO OF PITTS	2,998,773	24.6%	2,927,668	770,583	26.3%	135,682
FEDERAL INS CO	1,882,160	15.4%	1,858,917	1,526,321	82.1%	205,270
STARNET INS CO	971,794	8.0%	1,415,889	286,735	20.3%	(10,910)
ALLIANZ GLOBAL RISKS US INS CO	886,980	7.3%	950,001	(244,818)	N/A	5,167
OLD REPUBLIC INS CO	645,029	5.3%	687,261	(208,014)	N/A	(65,947)
ACE AMER INS CO	633,007	5.2%	633,007	1,047	0.2%	118
XL SPECIALTY INS CO	495,899	4.1%	713,554	(545,820)	N/A	(107,002)
US SPECIALTY INS CO	453,277	3.7%	460,124	153,246	33.3%	63,785
STARR IND & LIAB CO	430,368	3.5%	428,516	89,613	20.9%	6,453
CATLIN INS CO	417,422	3.4%	393,069	18,424	4.7%	14,286
QBE INS CORP	348,014	2.9%	284,561	400,232	140.7%	18,458
LIBERTY MUT INS CO	327,591	2.7%	329,021	329,014	100.0%	25,250
AVEMCO INS CO	303,195	2.5%	313,338	121,365	38.7%	24,243
STAR INS CO	291,643	2.4%	347,834	38,734	11.1%	10,533
HALLMARK INS CO	216,528	1.8%	197,688	(59,165)	N/A	0
GENERAL REINS CORP	168,517	1.4%	169,216	133,330	78.8%	29,741
NATIONAL LIAB & FIRE INS CO	168,517	1.4%	169,216	190,251	112.4%	39,540
AMERICAN ALT INS CORP	138,329	1.1%	146,907	(113,027)	N/A	19,819

2012 Business Aircraft (continued)

OLD UNITED CAS CO	72,130	0.6%	133,979	5,916	4.4%	0
NORTH AMER SPECIALTY INS CO	67,227	0.6%	82,143	0	0.0%	459
ALL OTHERS (25)	281,658	2.3%	461,969	(154,655)	N/A	(59,944)
TOTALS	12,198,058	100.0%	13,103,878	2,739,312	20.9%	355,001

Fidelity

COMPANY NAME	DIRECT PREMIUMS WRITTEN	MARKET SHARE	DIRECT PREMIUMS EARNED	DIRECT LOSSES INCURRED	LOSS RATIO	DIRECT DEFENSE & COST CONTAINMENT EXPENSE INCURRED
CUMIS INS SOCIETY INC	582,778	22.7%	583,227	1,467,855	251.7%	(19,621)
TRAVELERS CAS & SURETY CO OF AMER	327,393	12.8%	333,025	(94,190)	N/A	74,894
FEDERAL INS CO	196,181	7.7%	262,463	194,583	74.1%	(1,140)
WESTERN SURETY CO	184,259	7.2%	195,565	43,735	22.4%	0
ST PAUL MERCURY INS CO	143,921	5.6%	164,326	51,259	31.2%	16,096
BERKLEY REGIONAL INS CO	107,013	4.2%	57,292	3,242	5.7%	5,820
GREAT AMER INS CO	99,798	3.9%	110,426	(9,440)	N/A	(5,961)
NATIONAL UNION FIRE INS CO OF PITTS	94,827	3.7%	121,600	(16,551)	N/A	555
FIDELITY & DEPOSIT CO OF MD	78,264	3.1%	78,715	(6,659)	N/A	(544)
HARTFORD FIRE IN CO	60,925	2.4%	64,771	11,508	17.8%	91,767
UNIVERSAL UNDERWRITERS INS CO	47,425	1.9%	53,903	(12,965)	N/A	(853)
CONTINENTAL CAS CO	45,451	1.8%	41,772	16,052	38.4%	1,225
ST PAUL GUARDIAN INS CO	44,486	1.7%	19,748	(5,064)	N/A	324
FEDERATED MUT INS CO	42,317	1.7%	36,108	1,015	2.8%	77
EVEREST NATL INS CO	38,963	1.5%	31,249	13,754	44.0%	4,843
EMPLOYERS MUT CAS CO	36,900	1.4%	32,629	2,197	6.7%	548
CINCINNATI INS CO	32,094	1.3%	31,240	7,456	23.9%	(416)
CONTINENTAL INS CO	31,850	1.2%	31,045	892	2.9%	0
SECURITY NATL INS CO	30,286	1.2%	24,607	693	2.8%	(11)
WESTCHESTER FIRE INS CO	30,066	1.2%	28,432	7,642	26.9%	1,651
ALL OTHERS (77)	309,923	12.1%	375,726	(53,719)	N/A	15,113
TOTALS	2,565,120	100.0%	2,677,869	1,623,295	60.6%	184,167

2012 Business Surety

COMPANY NAME	DIRECT PREMIUMS WRITTEN	MARKET SHARE	DIRECT PREMIUMS EARNED	DIRECT LOSSES INCURRED	LOSS RATIO	DIRECT DEFENSE & COST CONTAINMENT EXPENSE INCURRED
LIBERTY MUT INS CO	2,549,509	13.2%	1,966,779	(40,378)	N/A	92,385
TRAVELERS CAS & SURETY CO OF AMER	2,381,235	12.4%	3,105,958	(321,358)	N/A	(98,716)
FIDELITY & DEPOSIT CO OF MD	1,859,323	9.7%	1,504,903	(240,196)	N/A	(27,490)
WESTERN SURETY CO	1,667,317	8.7%	1,679,734	226,702	13.5%	217,046
DEVELOPERS SURETY & IND CO	962,654	5.0%	916,178	106,187	11.6%	15,597
NORTH AMER SPECIALTY INS CO	776,471	4.0%	787,365	534,537	67.9%	166,394
BERKLEY REGIONAL INS CO	633,926	3.3%	631,784	17,316	2.7%	(7,646)
HARTFORD FIRE IN CO	589,589	3.1%	555,839	(37,055)	N/A	(16,672)
CINCINNATI INS CO	564,670	2.9%	505,268	258,710	51.2%	(7,384)
LEXON INS CO	515,197	2.7%	545,932	(11,501)	N/A	11,500
SAFECO INS CO OF AMER	500,468	2.6%	860,318	(585,997)	N/A	(23,264)
WESTCHESTER FIRE INS CO	436,340	2.3%	313,109	3,077	1.0%	1,594
ALLEGHENY CAS CO	429,981	2.2%	390,570	4,448	1.1%	1,024
GREAT AMER INS CO	393,480	2.0%	550,295	147,631	26.8%	(22,793)
FEDERAL INS CO	292,930	1.5%	257,889	7,163	2.8%	0
MERCHANTS BONDING CO A MUT	259,218	1.4%	231,113	21,151	9.2%	3,300
CONTRACTORS BONDING & INS CO	238,672	1.2%	239,386	(20,608)	N/A	14,935
NATIONWIDE MUT INS CO	233,697	1.2%	222,988	7,932	3.6%	3,073
OLD REPUBLIC SURETY CO	216,002	1.1%	215,604	8,999	4.2%	3,000
HANOVER INS CO	198,797	1.0%	274,140	8,536	3.1%	68,273
ALL OTHERS (125)	3,552,050	18.5%	3,740,663	(491,076)	N/A	(406,388)
TOTALS	19,251,526	100.0%	19,495,815	(395,780)	N/A	(12,232)

Burglary and Theft

COMPANY NAME	DIRECT PREMIUMS WRITTEN	MARKET SHARE	DIRECT PREMIUMS EARNED	DIRECT LOSSES INCURRED	LOSS RATIO	DIRECT DEFENSE & COST CONTAINMENT EXPENSE INCURRED
TRAVELERS CAS & SURETY CO OF AMER	102,709	21.3%	109,533	(1,600)	N/A	2,875
FEDERAL INS CO	62,310	12.9%	47,740	12,917	27.1%	315
HISCOX INS CO INC	45,040	9.4%	13,908	2,577	18.5%	0
NATIONAL UNION FIRE INS CO OF PITTS	41,578	8.6%	40,938	3,016	7.4%	30

2012 Business Burglary and Theft (continued)

NATIONWIDE MUT INS CO	30,870	6.4%	28,970	3,234	11.2%	11
WESTERN COMM INS CO	20,532	4.3%	18,522	99,213	535.7%	0
US SPECIALTY INS CO	19,036	4.0%	21,274	(1,471)	N/A	0
HARTFORD FIRE IN CO	16,988	3.5%	16,401	5,444	33.2%	566
UNIVERSAL UNDERWRITERS INS CO	15,630	3.3%	17,688	1,237	7.0%	0
CINCINNATI INS CO	13,045	2.7%	10,716	0	0.0%	0
FIDELITY & DEPOSIT CO OF MD	8,598	1.8%	8,702	(363)	N/A	0
ZURICH AMER INS CO	8,022	1.7%	9,586	0	0.0%	0
ST PAUL FIRE & MARINE INS CO	7,558	1.6%	7,211	3,476	48.2%	379
EMPLOYERS MUT CAS CO	7,473	1.6%	5,640	76	1.4%	2
UNIVERSAL UNDERWRITERS OF TX INS	7,426	1.5%	7,245	264	3.6%	0
FEDERATED MUT INS CO	7,419	1.5%	6,282	(103)	N/A	(5)
DARWIN NATL ASSUR CO	5,250	1.1%	1,026	402	39.2%	207
HANOVER INS CO	5,206	1.1%	5,346	0	0.0%	0
VIGILANT INS CO	4,553	1.0%	4,421	235	5.3%	3
TWIN CITY FIRE INS CO CO	3,693	0.8%	4,444	(737)	N/A	(148)
ALL OTHERS (76)	48,477	10.1%	53,377	(1,826)	N/A	888
TOTALS	481,393	100.0%	438,970	125,991	28.7%	5,123

Boiler and Machinery

COMPANY NAME	DIRECT PREMIUMS WRITTEN	MARKET SHARE	DIRECT PREMIUMS EARNED	DIRECT LOSSES INCURRED	LOSS RATIO	DIRECT DEFENSE & COST CONTAINMENT EXPENSE INCURRED
FACTORY MUT INS CO	2,240,058	32.4%	2,190,408	0	0.0%	0
AFFILIATED FM INS CO	381,139	5.5%	339,377	15,415	4.5%	0
ZURICH AMER INS CO	358,061	5.2%	369,267	(60,132)	N/A	5,522
HARTFORD STEAM BOIL INSPEC & INS CO	325,187	4.7%	335,474	62,816	18.7%	367
TRAVELERS PROP CAS CO OF AMER	307,815	4.5%	288,958	122,675	42.5%	6,688
FEDERAL INS CO	295,169	4.3%	316,266	119,586	37.8%	104
PACIFIC IND CO	287,551	4.2%	286,314	52,324	18.3%	3,617
CONTINENTAL CAS CO	261,270	3.8%	215,120	8,492	4.0%	5,931
AMCO INS CO	240,015	3.5%	229,088	24,613	10.7%	334
MUTUAL OF ENUMCLAW INS CO	208,227	3.0%	186,881	100,502	53.8%	2,000
CONTINENTAL WESTERN INS CO	193,862	2.8%	179,519	65,512	36.5%	817

2012 Business Boiler and Machinery (continued)

NATIONAL UNION FIRE INS CO OF PITTS	160,862	2.3%	155,046	(12,279)	N/A	(614)
EMPLOYERS MUT CAS CO	146,353	2.1%	133,905	5,598	4.2%	0
OREGON MUT INS CO	139,219	2.0%	134,622	111,045	82.5%	0
CINCINNATI INS CO	134,483	2.0%	127,234	5,347	4.2%	112
ALLIANZ GLOBAL RISKS US INS CO	124,262	1.8%	101,685	9,142	9.0%	1,613
LUMBERMENS UNDERWRITING ALLIANCE	118,038	1.7%	116,352	0	0.0%	0
DAKOTA FIRE INS CO	110,419	1.6%	107,128	71	0.1%	0
WESTPORT INS CORP	75,289	1.1%	59,963	(83,377)	N/A	(4,154)
ACUTY A MUT INS CO	56,048	0.8%	49,314	5,200	10.5%	0
ALL OTHERS (102)	746,876	10.8%	721,372	144,742	20.1%	2,782
TOTALS	6,910,203	100.0%	6,643,293	697,292	10.5%	25,119

Credit

COMPANY NAME	DIRECT PREMIUMS WRITTEN	MARKET SHARE	DIRECT PREMIUMS EARNED	DIRECT LOSSES INCURRED	LOSS RATIO	DIRECT DEFENSE & COST CONTAINMENT EXPENSE INCURRED
OLD REPUBLIC INS CO	439,654	19.8%	396,638	38,886	9.8%	0
EULER HERMES N AMER INS CO	240,763	10.8%	243,095	18,731	7.7%	0
OHIO IND CO	219,557	9.9%	93,545	11,831	12.7%	0
AMERICAN BANKERS INS CO OF FL	182,414	8.2%	182,438	(74)	0.0%	0
AMERICAN NATL PROP & CAS CO	161,610	7.3%	147,571	17,959	12.2%	0
AMERICAN SECURITY INS CO	157,122	7.1%	157,122	2,970	1.9%	0
AMERICAN RELIABLE INS CO	140,640	6.3%	140,134	26,238	18.7%	(1,500)
GREAT AMER INS CO	127,867	5.8%	127,505	36,241	28.4%	0
FIRST COLONIAL INS CO	104,892	4.7%	205,657	17,485	8.5%	0
ATRADUIS TRADE CREDIT INS CO	103,803	4.7%	103,803	36,575	35.2%	951
ATLANTIC SPECIALTY INS CO	67,261	3.0%	24,049	10,819	45.0%	0
COFACE N AMER INS CO	59,924	2.7%	462,364	(88,101)	N/A	0
ARCH INS CO	57,858	2.6%	41,466	16,568	40.0%	6
ACE AMER INS CO	34,853	1.6%	35,141	(2,431)	N/A	(161)
STATE NATL INS CO INC	28,076	1.3%	32,728	13,940	42.6%	929
STANDARD GUAR INS CO	27,781	1.3%	31,262	13,923	44.5%	0
HSBC INS CO OF DE	22,763	1.0%	24,513	(3,827)	N/A	0
GREAT AMER ASSUR CO	16,665	0.8%	18,616	50,305	270.2%	414

2012 Business Credit (continued)

WESCO INS CO	14,700	0.7%	14,700	(52)	N/A	0
GREAT AMER ALLIANCE INS CO	7,333	0.3%	27,131	43,756	161.3%	0
ALL OTHERS (7)	5,996	0.3%	53,814	17,785	33.1%	0
TOTALS	2,221,532	100.0%	2,563,292	279,527	10.9%	639

Warranty

COMPANY NAME	DIRECT PREMIUMS WRITTEN	MARKET SHARE	DIRECT PREMIUMS EARNED	DIRECT LOSSES INCURRED	LOSS RATIO	DIRECT DEFENSE & COST CONTAINMENT EXPENSE INCURRED
LYNDON SOUTHERN INS CO	8,988,929	79.5%	7,073,330	5,430,218	76.8%	9,712
UNIVERSAL UNDERWRITERS INS CO	931,661	8.2%	730,336	448,852	61.5%	279
OLD REPUBLIC INS CO	669,651	5.9%	246,524	27,046	11.0%	0
HERITAGE IND CO	281,098	2.5%	397,145	137,848	34.7%	2,705
AMERICAN MERCURY INS CO	148,880	1.3%	329,508	138,230	42.0%	(85)
AMERICAN BANKERS INS CO OF FL	133,972	1.2%	35,707	7,082	19.8%	0
WESCO INS CO	80,523	0.7%	231,959	46,786	20.2%	0
COURTESY INS CO	32,252	0.3%	32,644	17,466	53.5%	244
NATIONAL CAS CO	31,720	0.3%	129,291	62,945	48.7%	0
DEALERS ASSUR CO	8,797	0.1%	7,733	1,749	22.6%	0
FIRST COLONIAL INS CO	8,120	0.1%	91,172	22,339	24.5%	0
GREAT AMER INS CO	4,783	0.0%	5,930	772	13.0%	0
AMERICAN RELIABLE INS CO	1,320	0.0%	1,608	45	2.8%	0
STARR IND & LIAB CO	19	0.0%	3	2	66.7%	0
TECHNOLOGY INS CO INC	0	0.0%	285,584	0	0.0%	0
BALBOA INS CO	0	0.0%	1,239	(287)	N/A	0
CONTINENTAL INS CO	0	0.0%	12	0	0.0%	0
COREPOINTE INS CO	0	0.0%	849	0	0.0%	0
FIREMANS FUND INS CO	0	0.0%	(1)	(424)	N/A	0
EVERGREEN NATL IND CO	0	0.0%	21	0	0.0%	0
ALL OTHERS (3)	(10,362)	-100.0%	311,377	175,069	56.2%	2,512
TOTALS	11,311,363	100.0%	9,911,971	6,515,718	65.7%	15,367

**2012 Business
Accident and Health -- Life, Health and Managed Care Companies**

COMPANY NAME	DIRECT PREMIUMS WRITTEN	MARKET SHARE	DIRECT PREMIUMS EARNED	DIRECT LOSSES INCURRED	LOSS RATIO
BLUE CROSS OF ID HLTH SERV INC	1,262,042,460	48.5%	1,260,345,602	1,103,905,496	87.6%
REGENE BLUESHIELD OF ID INC	457,939,226	17.6%	456,347,646	361,097,986	79.1%
UNITEDHEALTHCARE INS CO	165,329,983	6.4%	165,329,100	136,765,633	82.7%
HUMANA INS CO	101,811,380	3.9%	101,737,813	89,253,798	87.7%
PACIFICSOURCE HLTH PLANS	99,298,991	3.8%	99,298,991	99,925,045	100.6%
PACIFICSOURCE COMM HLTH PLANS INC	36,360,904	1.4%	36,360,904	31,911,317	87.8%
STERLING LIFE INS CO	35,732,494	1.4%	35,863,402	33,237,517	92.7%
HUMANA HLTH PLAN INC	34,420,203	1.3%	34,420,203	32,911,157	95.6%
AMERICAN FAMILY LIFE ASSUR CO OF COL	29,637,466	1.1%	29,957,629	17,513,550	58.5%
AETNA LIFE INS CO	22,118,070	0.9%	22,125,036	14,210,934	64.2%
ALTUS HLTH PLANS INC	17,043,357	0.7%	17,043,357	16,852,582	98.9%
UNITED OF OMAHA LIFE INS CO	16,521,303	0.6%	16,459,405	11,536,249	70.1%
METROPOLITAN LIFE INS CO	15,959,409	0.6%	15,559,367	21,435,701	137.8%
MUTUAL OF OMAHA INS CO	12,784,831	0.5%	12,829,474	9,291,636	72.4%
BANKERS LIFE & CAS CO	10,816,795	0.4%	11,418,976	7,978,657	69.9%
FIRST HLTH LIFE & HLTH INS CO	10,524,323	0.4%	10,459,391	9,190,293	87.9%
GROUP HLTH OPTIONS INC	9,948,548	0.4%	10,274,050	9,080,291	88.4%
CONNECTICUT GEN LIFE INS CO	9,634,629	0.4%	9,277,252	8,783,698	94.7%
PENNSYLVANIA LIFE INS CO	9,453,781	0.4%	9,185,284	6,862,025	74.7%
STANDARD INS CO	9,346,502	0.4%	10,104,193	9,604,960	95.1%
ALL OTHERS (254)	236,144,666	9.1%	242,061,127	200,248,926	82.7%
TOTAL	2,602,869,321	100.0%	2,606,458,202	2,231,597,451	85.6%

2012 Business Title

COMPANY NAME	DIRECT PREMIUMS WRITTEN	MARKET SHARE	PREMIUMS EARNED	LOSSES INCURRED	LOSS RATIO
FIRST AMER TITLE INS CO	22,147,942	23.6%	22,095,536	1,987,991	9.0%
OLD REPUBLIC NATL TITLE INS CO	20,548,711	21.9%	20,472,999	561,717	2.7%
CHICAGO TITLE INS CO	13,401,586	14.3%	13,606,285	1,204,136	8.9%
WESTCOR LAND TITLE INS CO	9,437,851	10.1%	9,011,759	8,000	0.1%
COMMONWEALTH LAND TITLE INS CO	8,107,505	8.7%	8,255,934	358,996	4.4%
STEWART TITLE GUAR CO	7,900,652	8.4%	7,925,091	1,342,664	16.9%
FIDELITY NATL TITLE INS CO	6,677,770	7.1%	6,861,058	1,385,326	20.2%
NATIONAL TITLE INS OF NY INC	5,240,359	5.6%	4,958,627	0	0.0%
WFG NATL TITLE INS CO	208,555	0.2%	193,813	0	0.0%
TOTALS	93,670,931	100.0%	93,381,102	6,848,830	7.3%

2012 Business Ordinary Life and Annuity

COMPANY NAME	DIRECT PREMIUMS WRITTEN	DIRECT ANNUITY CONSIDERATION	DIRECT CLAIMS & BENEFITS PAID	IN FORCE ON 12/31/2012	MARKET SHARE (PREMIUMS)	MARKET SHARE (IN FORCE)
NORTHWESTERN MUT LIFE INS CO	53,067,916	15,075,512	60,441,929	8,319,997,234	13.6%	11.3%
FARM BUREAU LIFE INS CO	15,868,436	10,107,613	22,030,981	3,192,957,849	4.1%	4.3%
MASSACHUSETTS MUT LIFE INS CO	14,369,057	9,657,739	12,055,385	1,360,578,300	3.7%	1.8%
STATE FARM LIFE INS CO	14,363,590	4,046,791	12,357,320	3,221,366,446	3.7%	4.4%
NEW YORK LIFE INS CO	12,423,006	0	19,934,134	2,080,856,535	3.2%	2.8%
LINCOLN NATL LIFE INS CO	11,620,857	53,064,079	46,571,948	1,374,300,433	3.0%	1.9%
BENEFICIAL LIFE INS CO	11,579,217	840,035	37,517,558	2,934,469,165	3.0%	4.0%
AMERICAN UNITED LIFE INS CO	8,823,355	8,915,648	2,061,805	754,380,810	2.3%	1.0%
PRUCO LIFE INS CO	8,728,754	73,137,647	13,937,968	1,652,603,946	2.2%	2.2%
JOHN HANCOCK LIFE INS CO (USA)	7,715,555	846,277	32,760,480	1,098,184,031	2.0%	1.5%
PRIMERICA LIFE INS CO	7,677,222	4,978	2,071,777	3,067,412,576	2.0%	4.2%
FARMERS NEW WORLD LIFE INS CO	7,139,339	526,024	6,070,960	2,300,604,000	1.8%	3.1%
GENWORTH LIFE & ANN INS CO	6,903,697	1,210,025	11,971,221	3,053,154,120	1.8%	4.1%
AMERICAN GEN LIFE INS CO	6,754,525	21,826,180	34,754,868	2,555,884,776	1.7%	3.5%
HARTFORD LIFE & ANN INS CO	6,658,368	617,060	42,232,597	712,029,639	1.7%	1.0%
PROTECTIVE LIFE INS CO	6,421,471	7,190,980	9,760,833	1,827,843,494	1.7%	2.5%
PACIFIC LIFE INS CO	6,223,563	25,988,433	22,244,058	688,799,621	1.6%	0.9%
MINNESOTA LIFE INS CO	6,205,929	7,098,113	5,091,454	667,467,521	1.6%	0.9%
LINCOLN BENEFIT LIFE CO	5,864,340	490,068	14,008,191	2,075,811,723	1.5%	2.8%
AVIVA LIFE & ANN CO	5,849,331	15,934,097	17,879,217	642,499,903	1.5%	0.9%
ALL OTHERS (305)	165,615,200	489,499,633	614,542,094	30,391,493,365	42.5%	41.1%
TOTALS	389,872,728	746,076,932	1,040,296,778	73,952,705,487	100.0%	100.0%

Credit Life

COMPANY NAME	DIRECT PREMIUMS WRITTEN	DIRECT CLAIMS & BENEFITS PAID	IN FORCE ON 12/31/2012	MARKET SHARE (PREMIUMS)	MARKET SHARE (IN FORCE)
CMFG LIFE INS CO	1,774,703	855,266	190,825,280	38.4%	46.4%
AMERICAN NATL LIFE INS CO	545,948	159,368	41,232,787	11.8%	10.0%
MINNESOTA LIFE INS CO	473,211	235,538	37,228,213	10.2%	9.0%
AMERICAN BANKERS LIFE ASSUR CO OF FL	376,485	123,643	32,349,277	8.1%	7.9%
MERIT LIFE INS CO	346,436	81,928	16,690,968	7.5%	4.1%
AMERICAN MODERN LIFE INS CO	335,446	401,039	23,630,160	7.3%	5.7%
AMERICAN HLTH & LIFE INS CO	233,184	97,624	28,798,097	5.0%	7.0%

2012 Business Credit Life (continued)

TRANSAMERICA LIFE INS CO	134,127	0	9,569,047	2.9%	2.3%
CENTRAL STATES H & L CO OF OMAHA	112,826	43,378	6,756,254	2.4%	1.6%
HOUSEHOLD LIFE INS CO	96,270	42,069	6,387,283	2.1%	1.6%
LANDCAR LIFE INS CO	74,350	11,861	5,923,613	1.6%	1.4%
GUARANTEE TRUST LIFE INS CO	40,263	0	1,820,215	0.9%	0.4%
CENTURION LIFE INS CO	38,249	0	2,120,910	0.8%	0.5%
PROTECTIVE LIFE INS CO	23,615	22,025	2,067,649	0.5%	0.5%
STONEBRIDGE LIFE INS CO	10,174	718	396,445	0.2%	0.1%
GENERAL FIDELITY LIFE INS CO	6,895	0	499,826	0.2%	0.1%
MONUMENTAL LIFE INS CO	3,866	0	577,544	0.1%	0.1%
AMERICAN HERITAGE LIFE INS CO	2,992	9,547	1,387,224	0.1%	0.3%
ZALE LIFE INS CO	2,150	0	132,081	0.1%	0.0%
AMERICAN GEN LIFE INS CO	560	0	1,018,964	0.0%	0.3%
ALL OTHERS (7)	(5,250)	5,284	2,237,243	N/A	0.5%
TOTALS	4,626,500	2,089,288	411,649,080	100.0%	100.0%

Group Life and Annuity

COMPANY NAME	DIRECT PREMIUMS WRITTEN	DIRECT ANNUITY CONSIDERATION	DIRECT CLAIMS & BENEFITS PAID	IN FORCE ON 12/31/2012	MARKET SHARE (PREMIUMS)	MARKET SHARE (INFORCE)
PRUDENTIAL INS CO OF AMER	14,316,422	40,665,738	110,796,591	8,737,737,139	16.0%	24.0%
STANDARD INS CO	8,994,325	0	14,624,055	3,947,751,000	10.0%	10.8%
METROPOLITAN LIFE INS CO	7,896,248	872,500	86,274,707	7,510,621,021	8.8%	20.6%
GREAT WESTERN INS CO	7,173,670	0	3,405,163	43,543,165	8.0%	0.1%
PRINCIPAL LIFE INS CO	6,813,448	0	4,937,924	1,336,721,276	7.6%	3.7%
NEW YORK LIFE INS CO	5,337,934	313,073	4,199,721	520,103,183	6.0%	1.4%
HARTFORD LIFE & ACCIDENT INS CO	5,260,380	0	6,273,722	3,084,160,663	5.9%	8.5%
LIFEMAP ASSUR CO	3,523,208	0	2,140,204	1,506,245,584	3.9%	4.1%
LIFE INS CO OF N AMER	2,775,474	0	3,686,850	994,212,764	3.1%	2.7%
UNITED HERITAGE LIFE INS CO	2,700,376	1,618,011	1,765,190	1,107,583,986	3.0%	3.0%
MINNESOTA LIFE INS CO	2,576,309	0	2,422,805	1,071,734,320	2.9%	2.9%
UNUM LIFE INS CO OF AMER	2,329,543	0	848,443	850,031,266	2.6%	2.3%
LINCOLN NATL LIFE INS CO	1,971,608	2,882,075	920,782	1,121,035,762	2.2%	3.1%
CMFG LIFE INS CO	1,919,790	7,245,461	4,048,841	144,109,499	2.1%	0.4%
NATIONAL GUARDIAN LIFE INS CO	1,554,548	217,101	227,851	5,718,203	1.7%	0.0%
UNITED OF OMAHA LIFE INS CO	1,297,773	352,461	1,185,584	1,174,683,677	1.5%	3.2%
CONNECTICUT GEN LIFE INS CO	1,075,322	0	568,695	194,733,506	1.2%	0.5%

2012 Business Group Life and Annuity (continued)

RELIANTAR LIFE INS CO	1,044,290	479,380	3,342,139	30,865,000	1.2%	0.1%
FORETHOUGHT LIFE INS CO	1,025,404	0	2,383,762	24,046,395	1.1%	0.1%
GLOBE LIFE & ACCIDENT INS CO	878,744	0	446,762	39,052,222	1.0%	0.1%
ALL OTHERS (190)	9,150,953	103,613,691	280,054,983	3,018,176,097	10.2%	8.3%
TOTALS	89,615,769	158,259,491	534,554,774	36,462,865,728	100.0%	100.0%

Industrial Life

COMPANY NAME	DIRECT PREMIUMS WRITTEN	DIRECT CLAIMS & BENEFITS PAID	IN FORCE ON 12/31/2012	MARKET SHARE (PREMIUMS)	MARKET SHARE (IN FORCE)
AMERICAN GEN LIFE INS CO	862	9,170	299,643	46.3%	2.7%
UNION SECURITY INS CO	600	10,747	147,653	32.2%	1.3%
MONUMENTAL LIFE INS CO	128	1,879	108,820	6.9%	1.0%
LINCOLN LIFE & ANN CO OF NY	79	0	3,206	4.2%	0.0%
WESTERN & SOUTHERN LIFE INS CO	54	0	68,851	2.9%	0.6%
ATHENE ANNUITY & LIFE ASSUR CO	43	0	4,200	2.3%	0.0%
SECURITY NATL LIFE INS CO	39	0	10,750	2.1%	0.1%
AMERICAN NATL INS CO	28	0	17,524	1.5%	0.2%
LIBERTY NATL LIFE INS CO	23	1,550	4,022	1.2%	0.0%
NATIONAL GUARDIAN LIFE INS CO	6	0	3,442	0.3%	0.0%
WASHINGTON NATL INS CO	0	0	9,000	0.0%	0.1%
UNIVERSAL GUAR LIFE INS CO	0	0	500	0.0%	0.0%
UNITED INS CO OF AMER	0	0	1,500	0.0%	0.0%
SECURITY LIFE OF DENVER INS CO	0	3,498	270,057	0.0%	2.4%
RELIABLE LIFE INS CO	0	1,000	8,276	0.0%	0.1%
PRUDENTIAL INS CO OF AMER	0	181,902	4,116,916	0.0%	37.0%
NORTH CAROLINA MUT LIFE INS CO	0	0	482,017	0.0%	4.3%
METROPOLITAN LIFE INS CO	0	849,180	5,567,743	0.0%	50.0%
AMERICAN LIFE & SECURITY CORP	0	0	2,750	0.0%	0.0%
JACKSON NATL LIFE INS CO	0	7,500	0	0.0%	0.0%
ALL OTHERS (2)	0	50	3,389	0.0%	0.0%
TOTALS	1,862	1,066,476	11,130,259	100.0%	100.0%

Summary of Financial Condition as of December 31, 2012

Life and Disability Insurers

COMPANY NAME	STATE	ADMITTED ASSETS	CAPITAL & SURPLUS	NET GAIN FROM OPERATIONS	PREMIUM/ANNUITY CONSIDERATIONS	INCURRED BENEFITS
4 EVER LIFE INS CO	IL	187,173,923	84,393,209	5,727,379	170,071,988	138,088,347
5 STAR LIFE INS CO	LA	243,174,093	52,416,812	2,132,795	111,593,714	95,199,405
AAA LIFE INS CO	MI	502,835,265	97,458,181	5,494,162	113,675,768	74,467,489
ABILITY INS CO	NE	805,255,932	49,032,563	(14,754,940)	247,438,739	261,258,127
ACACIA LIFE INS CO	DC	1,485,413,091	313,562,010	43,810,067	13,078,474	33,000,717
ACCENDO INS CO	UT	117,574,301	82,547,736	7,753,113	(2,569)	(16,040,923)
ACE LIFE INS CO	CT	36,251,462	8,824,784	(170,445)	5,161,079	4,278,032
ADVANTAGE DENTAL PLAN INC	OR	1,520,492	1,461,476	25,231	104,180	203,541
AETNA HLTH & LIFE INS CO	CT	1,988,130,952	256,307,515	53,973,800	420,131,171	376,366,980
AETNA HLTH INS CO	PA	52,447,219	34,810,426	(8,634,964)	67,657,459	60,052,900
AETNA LIFE INS CO	CT	21,175,477,645	3,332,340,698	1,017,029,068	12,689,751,626	9,676,197,562
ALL SAVERS INS CO	IN	18,904,905	11,110,025	2,024,349	46,793,990	36,959,638
ALLIANZ LIFE & ANN CO	MN	16,337,606	11,588,859	(661,699)	0	1,531,508
ALLIANZ LIFE INS CO OF N AMER	MN	94,322,876,796	5,332,410,370	539,518,173	8,321,231,373	8,695,053,276
ALLSTATE ASSUR CO	IL	12,075,147	10,690,020	377,808	0	0
ALLSTATE LIFE INS CO	IL	51,808,172,624	3,382,931,325	438,188,583	2,240,186,491	3,659,744,695
ALPHA DENTAL PROGRAMS INC	TX	5,359,389	3,049,340	1,224,380	11,897,413	7,742,234
ALTUS HLTH PLANS INC	UT	97,836,879	50,721,505	7,908,973	409,931,564	349,744,764
AMALGAMATED LIFE INS CO	NY	88,555,430	42,207,874	3,709,256	56,316,850	48,454,412
AMERICAN AMICABLE LIFE INS CO OF TX	TX	235,840,678	64,936,105	4,716,826	52,402,955	(78,762,918)
AMERICAN BANKERS LIFE ASSUR CO OF FL	FL	553,798,165	67,334,385	12,846,672	127,735,134	33,386,133
AMERICAN EQUITY INVEST LIFE INS CO	IA	28,078,993,081	1,658,929,332	99,157,018	3,484,764,945	4,218,890,352
AMERICAN FAMILY LIFE ASSUR CO OF COL	NE	115,346,667,994	8,891,758,069	3,305,273,693	23,102,514,153	16,310,924,034
AMERICAN FAMILY LIFE INS CO	WI	4,839,910,094	736,389,316	62,701,305	372,225,052	378,868,039
AMERICAN FARMERS & RANCHERS LIFE INS	OK	21,723,235	1,628,797	(129,128)	3,466,530	3,870,156
AMERICAN FIDELITY ASSUR CO	OK	4,358,084,066	308,915,043	59,822,380	765,723,872	579,269,727
AMERICAN FIDELITY LIFE INS CO	FL	450,469,062	69,971,773	5,979,705	11,565,014	17,592,407
AMERICAN GEN LIFE INS CO	TX	149,627,538,167	11,514,484,684	2,405,768,521	7,936,976,690	9,685,380,326
AMERICAN HERITAGE LIFE INS CO	FL	1,710,659,697	335,809,862	74,694,311	649,746,842	302,058,015
AMERICAN HLTH & LIFE INS CO	TX	971,996,766	234,652,080	108,210,876	213,473,321	92,041,678
AMERICAN HOME LIFE INS CO	KS	228,123,948	16,591,627	876,590	24,951,248	25,937,952
AMERICAN INCOME LIFE INS CO	IN	2,518,322,969	219,744,398	122,435,290	723,115,354	368,274,417
AMERICAN LIFE & SECURITY CORP	AZ	13,513,197	2,417,798	(909,435)	4,764,505	2,716,779
AMERICAN MATURITY LIFE INS CO	CT	59,952,386	46,849,292	628,220	19,951	190,015

Summary of Financial Condition as of December 31, 2012

Life and Disability Insurers

COMPANY NAME	STATE	ADMITTED ASSETS	CAPITAL & SURPLUS	NET GAIN FROM OPERATIONS	PREMIUM/ANNUITY CONSIDERATIONS	INCURRED BENEFITS
AMERICAN MEMORIAL LIFE INS CO	SD	2,345,820,596	102,892,872	24,129,062	431,325,174	393,829,349
AMERICAN MODERN LIFE INS CO	OH	58,821,838	23,067,619	543,868	8,120,615	2,556,051
AMERICAN NATL INS CO	TX	17,787,332,833	2,260,267,890	167,176,073	1,340,470,212	1,590,369,211
AMERICAN NATL LIFE INS CO OF TX	TX	133,495,579	39,180,320	(3,111,946)	52,814,064	46,489,609
AMERICAN PHOENIX LIFE & REASSUR CO	CT	17,955,407	15,278,560	793,283	1,830	(8,814)
AMERICAN PIONEER LIFE INS CO	FL	81,031,420	18,246,001	1,337,815	55,801,139	47,894,209
AMERICAN PUBLIC LIFE INS CO	OK	75,106,688	18,706,314	1,746,318	42,472,016	25,448,308
AMERICAN REPUBLIC INS CO	IA	522,675,061	266,361,583	44,045,930	224,015,489	149,290,572
AMERICAN SPECIALTY HLTH INS CO	IL	9,241,069	7,591,327	(678,020)	4,933,138	3,768,495
AMERICAN UNDERWRITERS LIFE INS CO	AZ	90,526,233	11,889,737	(1,154,092)	14,612,675	16,897,068
AMERICAN UNITED LIFE INS CO	IN	19,367,685,036	883,638,881	62,425,716	2,763,706,647	2,538,659,204
AMERICO FIN LIFE & ANN INS CO	TX	3,777,829,350	402,286,471	50,075,788	295,451,343	276,328,335
AMERITAS LIFE INS CORP	NE	7,997,932,030	1,298,416,812	1,742,802	1,494,520,423	1,263,500,067
AMICA LIFE INS CO	RI	1,099,501,370	202,054,596	2,969,255	62,153,682	82,186,335
ANNUITY INVESTORS LIFE INS CO	OH	2,693,806,433	178,505,044	23,153,952	267,749,124	360,667,856
ANTHEM INS CO INC	IN	2,638,304,103	898,093,268	297,762,366	5,128,407,114	4,460,525,260
ANTHEM LIFE INS CO	IN	565,434,906	87,389,171	15,042,015	336,120,686	266,514,003
ASSURITY LIFE INS CO	NE	2,419,235,298	262,701,592	10,674,237	225,043,008	214,206,682
ATHENE ANNUITY & LIFE ASSUR CO	DE	10,481,219,285	276,914,827	3,608,452	3,166,826,839	2,709,738,865
AURIGEN REINS CO OF AMER	AR	25,697,171	19,128,915	1,499,404	29,280,839	18,708,414
AURORA NATL LIFE ASSUR CO	CA	3,007,124,370	368,671,148	32,780,532	698,628	161,478,469
AUTO OWNERS LIFE INS CO	MI	3,297,135,135	277,474,483	25,867,297	250,093,200	284,194,318
AVIVA LIFE & ANN CO	IA	51,044,172,224	2,868,544,431	(28,579,599)	5,610,092,350	4,185,753,520
AXA CORP SOLUTIONS LIFE REINS CO	DE	1,174,333,057	199,105,772	60,107,767	48,937,340	(46,578,339)
AXA EQUITABLE LIFE & ANN CO	CO	526,441,667	64,846,502	2,967,644	3,246,857	25,711,315
AXA EQUITABLE LIFE INS CO	NY	144,827,240,049	4,669,393,814	588,053,264	11,487,512,661	12,056,910,479
BALBOA LIFE INS CO	CA	56,771,855	44,108,204	4,253,534	11,705,999	4,043,000
BALTIMORE LIFE INS CO	MD	1,004,611,726	70,419,702	4,785,464	125,128,981	121,514,294
BANKERS FIDELITY LIFE INS CO	GA	128,671,502	33,059,396	3,683,444	89,586,169	62,016,066
BANKERS LIFE & CAS CO	IL	14,941,303,395	914,625,444	236,264,790	2,282,547,324	2,262,619,101
BANKERS LIFE INS CO	FL	177,310,199	21,193,578	4,019,282	69,776,795	72,384,128
BANKERS RESERVE LIFE INS CO OF WI	WI	409,443,694	198,624,084	(126,445,679)	1,719,296,459	1,627,620,972
BANNER LIFE INS CO	MD	1,703,819,121	458,999,894	(17,689,497)	96,006,811	(39,883,981)

Summary of Financial Condition as of December 31, 2012

Life and Disability Insurers

COMPANY NAME	STATE	ADMITTED ASSETS	CAPITAL & SURPLUS	NET GAIN FROM OPERATIONS	PREMIUM/ANNUITY CONSIDERATIONS	INCURRED BENEFITS
BENEFICIAL LIFE INS CO	UT	3,090,327,857	545,984,389	44,121,629	47,659,107	162,262,224
BERKLEY LIFE & HLTH INS CO	IA	148,738,849	83,346,247	7,656,711	123,905,725	92,293,261
BERKSHIRE HATHAWAY LIFE INS CO NE	NE	10,938,168,700	2,238,437,730	(359,287,686)	3,451,992,843	3,604,668,520
BERKSHIRE LIFE INS CO OF AMER	MA	3,209,248,070	543,363,227	46,548,726	493,863,266	378,715,848
BEST LIFE & HLTH INS CO	TX	14,535,506	9,655,416	556,440	35,508,284	24,537,677
BLUE CROSS OF ID HLTH SERV INC	ID	718,717,103	485,668,586	38,070,468	1,260,345,602	1,103,905,492
BOSTON MUT LIFE INS CO	MA	1,138,430,655	125,989,914	12,605,692	180,383,779	144,920,230
CAPITOL LIFE INS CO	TX	231,146,432	19,720,796	1,094,575	6,647,870	17,194,088
CATAMARAN INS OF OHIO INC	OH	8,881,028	8,607,636	795	0	0
CELTIC INS CO	IL	99,966,561	43,748,507	(19,000,373)	154,684,885	152,145,138
CENTRAL SECURITY LIFE INS CO	TX	76,380,664	8,692,384	649,086	2,581,132	3,525,196
CENTRAL STATES H & L CO OF OMAHA	NE	371,957,081	110,999,490	3,016,498	72,208,579	33,317,592
CENTRAL UNITED LIFE INS CO	AR	301,985,796	59,677,189	7,658,227	92,015,084	58,451,646
CENTRE LIFE INS CO	MA	1,815,075,125	98,755,742	582,309	(2,397)	(170,759)
CENTURION LIFE INS CO	IA	1,475,018,893	599,915,438	36,679,070	13,666,616	13,034,947
CHARTER NATL LIFE INS CO	IL	127,243,016	11,154,327	269,710	0	0
CHESAPEAKE LIFE INS CO	OK	36,224,707	23,310,431	(2,127,044)	47,137,559	19,355,589
CHRISTIAN FIDELITY LIFE INS CO	TX	77,895,159	28,042,222	8,767,940	54,340,938	39,528,255
CHURCH LIFE INS CORP	NY	279,136,415	43,139,066	3,236,440	42,013,049	43,934,895
CICA LIFE INS CO OF AMER	CO	629,611,359	53,820,561	2,856,106	129,497,164	100,140,551
CIGNA HLTH & LIFE INS CO	CT	1,681,429,017	1,017,905,891	300,950,973	1,883,924,883	1,499,307,537
CINCINNATI LIFE INS CO	OH	3,569,935,608	275,809,062	533,807	241,767,751	314,068,681
CM LIFE INS CO	CT	8,594,343,893	960,839,247	90,603,410	383,644,792	710,394,984
CMFG LIFE INS CO	IA	14,664,179,398	1,458,009,511	101,309,233	1,873,984,185	1,931,175,379
COLONIAL LIFE & ACCIDENT INS CO	SC	2,651,418,963	534,929,208	139,894,923	1,208,215,336	667,648,312
COLONIAL PENN LIFE INS CO	PA	736,604,302	70,628,040	(3,491,685)	253,549,982	188,482,647
COLORADO BANKERS LIFE INS CO	CO	232,476,528	27,469,262	(9,156,490)	87,811,743	54,642,089
COLUMBIAN LIFE INS CO	IL	274,799,084	20,150,036	(1,373,983)	58,559,467	45,217,430
COLUMBIAN MUT LIFE INS CO	NY	1,251,105,705	89,483,958	(348,287)	(117,985,059)	133,350,810
COLUMBUS LIFE INS CO	OH	3,011,214,902	214,773,278	3,962,244	191,844,583	280,670,373
COMBINED INS CO OF AMER	IL	1,543,561,126	320,665,277	205,002,981	151,472,263	(15,455,197)
COMMERCIAL TRAVELERS MUT INS CO	NY	29,125,939	2,767,440	(3,021,211)	6,852,363	1,974,379
COMMONWEALTH ANN & LIFE INS CO	MA	9,089,777,331	327,394,553	136,399,475	(996,015,654)	(981,121,609)

Summary of Financial Condition as of December 31, 2012

Life and Disability Insurers

COMPANY NAME	STATE	ADMITTED ASSETS	CAPITAL & SURPLUS	NET GAIN FROM OPERATIONS	PREMIUM/ANNUITY CONSIDERATIONS	INCURRED BENEFITS
COMPANION LIFE INS CO	SC	203,778,055	120,683,218	11,786,596	181,820,383	121,909,033
COMPBENEFITS INS CO	TX	54,225,986	42,837,891	4,085,140	125,395,114	87,110,433
CONNECTICUT GEN LIFE INS CO	CT	20,921,575,381	3,040,877,618	596,375,876	7,272,615,819	6,372,019,712
CONSECO LIFE INS CO	IN	3,957,196,087	51,429,233	(33,973,297)	257,156,904	480,027,153
CONSTITUTION LIFE INS CO	TX	57,442,496	28,408,886	4,427,080	69,248,472	48,963,272
CONTINENTAL AMER INS CO	SC	343,989,747	137,352,887	(21,156,759)	183,744,554	108,468,486
CONTINENTAL ASSUR CO	IL	3,094,641,839	556,216,476	39,636,453	370,479	183,036,889
CONTINENTAL GEN INS CO	OH	231,874,753	20,474,847	441,317	27,553,018	40,967,755
CONTINENTAL LIFE INS CO BRENTWOOD	TN	175,599,531	80,155,504	9,652,568	166,370,058	116,182,360
CORVESTA LIFE INS CO	AZ	9,215,621	7,570,045	(212,479)	34,592	26,502
COUNTRY INVESTORS LIFE ASSUR CO	IL	260,844,241	169,163,899	4,984,224	0	2,161,653
COUNTRY LIFE INS CO	IL	9,553,048,865	1,027,351,120	49,259,827	638,419,832	695,389,930
COVENTRY HLTH & LIFE INS CO	MO	936,011,103	478,072,578	34,063,873	3,303,368,225	2,870,877,496
CS LIFE INS CO	NE	17,544,095	13,883,564	541,102	3,983,170	1,072,247
DEARBORN NATL LIFE INS CO	IL	2,620,983,857	402,760,391	(6,382,881)	563,145,778	536,529,077
DELAWARE AMER LIFE INS CO	DE	128,725,982	54,603,791	7,611,265	76,118,808	42,886,075
DENTEGRA INS CO	DE	33,302,434	23,041,500	(1,939,697)	37,307,217	78,657,137
DESERET MUT INS CO	UT	48,381,657	7,122,308	471,930	17,413,341	16,827,326
DESTINY HLTH INS CO	IL	3,674,020	3,631,320	(202,383)	0	(99,537)
DIRECT GEN LIFE INS CO	SC	22,815,761	13,728,053	3,354,872	16,403,668	2,179,805
EDUCATORS MUT INS ASSOC	UT	68,177,952	42,509,061	1,684,020	33,835,636	30,420,362
EMC NATL LIFE CO	IA	1,053,131,664	82,187,353	7,635,358	64,853,734	88,171,069
EMPHEYS INS CO	TX	4,473,350	3,735,924	(668,482)	91,363	767,445
EMPLOYEES LIFE CO MUT	IL	553,459,823	35,063,801	6,913,223	20,012,066	28,964,973
EMPLOYERS REASSUR CORP	KS	10,766,236,836	763,325,077	(415,027,113)	488,777,800	1,350,518,226
ENVISION INS CO	OH	237,780,833	22,029,501	1,264,320	107,407,968	358,235,341
EQUITABLE LIFE & CAS INS CO	UT	242,996,977	30,268,501	1,685,387	111,117,059	85,222,241
EQUITRUST LIFE INS CO	IA	11,418,568,027	709,968,965	140,311,146	1,391,426,358	(872,829,413)
EVERENCE INS CO	IN	27,265,364	11,473,946	754,243	14,318,741	10,675,161
EXPRESS SCRIPTS INS CO	AZ	80,589,512	17,982,153	(189,077)	84,078,224	102,299,814
FAMILY HERITAGE LIFE INS CO OF AMER	OH	571,062,288	62,144,284	16,537,330	176,964,575	107,100,993
FAMILY LIFE INS CO	TX	147,370,296	31,738,827	5,782,149	27,886,761	19,634,812
FAMILY SERV LIFE INS CO	TX	413,835,752	23,918,133	(2,832,682)	14,565	22,819,864

Summary of Financial Condition as of December 31, 2012

Life and Disability Insurers

COMPANY NAME	STATE	ADMITTED ASSETS	CAPITAL & SURPLUS	NET GAIN FROM OPERATIONS	PREMIUM/ANNUITY CONSIDERATIONS	INCURRED BENEFITS
FARM BUREAU LIFE INS CO	IA	7,415,158,248	547,397,863	92,987,811	648,209,661	830,500,285
FARMERS NEW WORLD LIFE INS CO	WA	6,995,433,509	578,573,432	187,004,963	609,089,757	545,169,473
FEDERAL LIFE INS CO	IL	220,143,888	18,984,286	(2,149,107)	22,395,865	22,923,289
FEDERATED LIFE INS CO	MN	1,309,292,607	275,888,158	14,861,656	176,984,432	168,747,287
FIDELITY & GUAR LIFE INS CO	MD	16,698,718,080	900,471,250	106,262,269	324,777,965	927,722,915
FIDELITY INVESTMENTS LIFE INS CO	UT	18,981,352,578	554,447,953	64,447,786	1,704,762,180	1,202,672,886
FIDELITY LIFE ASSN A LEGAL RESERVE L	IL	441,659,795	135,791,764	(31,355,617)	71,524,281	51,499,722
FIDELITY SECURITY LIFE INS CO	MO	789,672,812	123,229,347	2,723,362	202,735,203	192,146,668
FINANCIAL AMER LIFE INS CO	KS	48,771,570	15,293,709	(1,679,342)	6,147,093	1,344,227
FINANCIAL ASSUR LIFE INS CO	TX	10,643,852	9,477,225	361,645	76,235	31,352
FIRST ALLMERICA FIN LIFE INS CO	MA	2,898,256,141	125,357,741	19,335,560	1,632,800,725	1,693,938,441
FIRST HLTH LIFE & HLTH INS CO	TX	600,155,608	412,202,371	48,262,871	1,494,876,695	1,322,955,661
FIRST INVESTORS LIFE INS CO	NY	1,341,125,230	46,525,396	10,294,751	126,596,628	131,144,508
FIRST PENN PACIFIC LIFE INS CO	IN	1,897,267,995	257,498,555	86,892,513	126,963,050	179,878,235
FORETHOUGHT LIFE INS CO	IN	6,256,052,027	461,371,616	81,973,643	1,413,811,952	1,225,503,233
FUNERAL DIRECTORS LIFE INS CO	TX	884,159,075	80,545,454	7,396,544	180,191,212	177,512,399
GARDEN STATE LIFE INS CO	TX	116,500,727	44,922,270	7,529,845	28,534,811	17,792,582
GENERAL AMER LIFE INS CO	MO	11,865,748,904	872,933,224	53,820,209	519,663,968	711,302,683
GENERAL FIDELITY LIFE INS CO	SC	230,488,277	205,778,081	7,174,552	25,650,527	1,859,295
GENERAL RE LIFE CORP	CT	3,100,579,205	587,305,794	14,747,546	1,043,617,611	1,030,924,499
GENERALI USA LIFE REASSUR CO	MO	1,109,138,622	364,014,244	17,252,674	370,041,571	310,732,263
GENERATION LIFE INS CO	AZ	26,060,073	25,339,554	(1,479,634)	49,805	316,256
GENWORTH LIFE & ANN INS CO	VA	24,030,733,178	2,255,332,002	483,292,375	(266,378,488)	1,882,307,591
GENWORTH LIFE INS CO	DE	36,783,835,408	3,410,535,235	274,763,348	1,659,018,712	2,193,419,785
GERBER LIFE INS CO	NY	2,306,672,494	237,902,560	15,816,014	464,087,339	362,291,373
GLOBE LIFE & ACCIDENT INS CO	NE	3,454,370,001	477,559,146	204,519,757	577,105,667	421,500,707
GOLDEN RULE INS CO	IN	782,483,247	292,292,429	127,694,909	1,879,479,707	1,343,089,446
GOVERNMENT PERSONNEL MUTL LIFE INS CO	TX	833,747,400	104,842,808	4,288,317	51,114,626	61,791,285
GREAT AMER LIFE INS CO	OH	16,508,610,432	1,274,746,112	139,437,952	2,955,414,952	3,395,064,326
GREAT FIDELITY LIFE INS CO	IN	3,992,776	2,654,610	(121,678)	294,066	308,933
GREAT SOUTHERN LIFE INS CO	TX	233,128,115	38,813,431	1,477,526	219,742	1,221,994
GREAT W LIFE & ANN INS CO	CO	49,029,462,345	1,109,497,948	147,809,866	5,497,998,414	5,226,751,033
GREAT WESTERN INS CO	UT	503,809,348	52,035,678	8,446,513	54,090,318	45,531,787

Summary of Financial Condition as of December 31, 2012

Life and Disability Insurers

COMPANY NAME	STATE	ADMITTED ASSETS	CAPITAL & SURPLUS	NET GAIN FROM OPERATIONS	PREMIUM/ANNUITY CONSIDERATIONS	INCURRED BENEFITS
GROUP HLTH OPTIONS INC	WA	219,237,606	109,893,986	(9,308,365)	1,010,874,794	880,830,333
GUARANTEED TRUST LIFE INS CO	IL	325,015,658	44,244,836	3,034,515	182,854,805	95,370,486
GUARDIAN INS & ANN CO INC	DE	12,073,279,292	215,096,358	56,910,480	1,932,568,837	1,089,059,954
GUARDIAN LIFE INS CO OF AMER	NY	37,530,716,596	4,752,013,475	224,321,686	6,011,214,823	5,271,417,365
GUGGENHEIM LIFE & ANN CO	DE	9,134,037,003	490,279,302	133,272,910	676,783,546	1,307,144,118
HARTFORD LIFE & ACCIDENT INS CO	CT	14,404,772,034	5,767,296,287	30,971,442	2,878,501,308	2,258,175,972
HARTFORD LIFE & ANN INS CO	CT	65,710,696,001	3,026,214,389	1,149,942,126	1,288,798,535	551,354,375
HARTFORD LIFE INS CO	CT	140,501,384,777	5,015,507,502	515,397,460	3,115,800,360	12,648,894,351
HCC LIFE INS CO	IN	731,234,248	413,727,345	100,243,050	821,010,675	614,474,931
HCSC INS SERV CO	IL	188,539,014	143,528,673	8,675,866	425,059,494	345,912,841
HEALTH CARE SERV CORP A MUT LEGAL RE	IL	15,517,613,693	9,553,748,416	976,735,472	20,853,421,888	17,467,710,513
HEALTH NET LIFE INS CO	CA	631,952,773	365,612,695	107,713,711	1,079,375,036	927,211,395
HEALTHMARKETS INS CO	OK	12,498,258	12,116,365	(995,008)	0	0
HEALTHSPRING LIFE & HLTH INS CO INC	TX	796,241,036	439,318,956	117,903,670	2,167,787,015	1,711,096,177
HERITAGE LIFE INS CO	AZ	3,893,468,281	1,000,097,718	(156,560)	0	2,893,024,743
HERITAGE UNION LIFE INS CO	MN	7,540,068	7,164,561	(1,060,207)	14,765	(5,835)
HM HLTH INS CO	PA	1,335,779,318	641,252,228	34,345,700	5,064,615,187	1,071,414,908
HM LIFE INS CO	PA	491,291,850	249,981,067	25,372,943	588,773,728	432,234,938
HOMESTEADERS LIFE CO	IA	2,249,020,119	132,492,232	14,907,004	413,798,880	416,826,597
HORACE MANN LIFE INS CO	IL	6,302,521,377	347,693,912	49,838,233	514,132,221	688,667,663
HOUSEHOLD LIFE INS CO	MI	432,055,983	65,474,755	(45,469,011)	144,658,999	133,009,105
HUMANA BENEFIT PLAN OF IL INC	IL	64,251,036	44,630,618	3,664,250	164,471,640	145,569,357
HUMANA HLTH PLAN INC	KY	645,208,799	307,941,776	(30,164,948)	2,992,309,361	2,559,764,308
HUMANA INS CO	WI	5,421,296,898	2,656,097,846	523,255,457	18,466,198,303	15,414,566,549
HUMANADENTAL INS CO	WI	120,362,571	60,702,619	14,755,368	440,314,562	302,430,566
IA AMER LIFE INS CO	GA	205,549,535	106,317,638	4,888,856	11,512,055	4,445,574
IDEALIFE INS CO	CT	19,697,014	14,768,109	526,910	1,763,033	1,449,959
ILLINOIS MUT LIFE INS CO	IL	1,289,064,746	144,210,563	18,653,506	101,997,229	105,416,483
INDEPENDENCE LIFE & ANN CO	DE	128,478,108	64,186,063	2,370,214	(403,249)	2,874,719
INDIVIDUAL ASSUR CO LIFE HLTH & ACC	MO	19,340,266	4,769,041	(1,114,428)	(16,137,828)	(20,849,529)
ING LIFE INS & ANN CO	CT	78,660,052,048	1,921,813,325	264,127,878	8,592,038,679	9,045,348,864
ING USA ANN & LIFE INS CO	IA	68,101,419,480	2,174,095,707	1,151,866,009	3,344,219,447	8,437,192,318
INTEGRITY LIFE INS CO	OH	5,988,264,089	599,690,817	32,903,015	302,172,797	457,178,187

Summary of Financial Condition as of December 31, 2012

Life and Disability Insurers

COMPANY NAME	STATE	ADMITTED ASSETS	CAPITAL & SURPLUS	NET GAIN FROM OPERATIONS	PREMIUM/ANNUITY CONSIDERATIONS	INCURRED BENEFITS
INVESTORS CONSOLIDATED INS CO	NH	15,332,099	7,430,919	303,059	873,282	364,387
INVESTORS INS CORP	DE	141,015,384	33,985,759	(6,035,761)	534,914	4,204,386
INVESTORS LIFE INS CO N AMER	TX	691,702,846	45,735,221	2,101,523	(312,957)	3,309,658
JACKSON NATL LIFE INS CO	MI	136,820,411,122	4,296,157,960	2,049,238,533	18,356,300,668	6,823,910,869
JEFFERSON NATL LIFE INS CO	TX	2,258,985,434	41,475,929	314,890	420,321,468	161,712,772
JMIC LIFE INS CO	FL	11,168,568	8,390,973	664,857	(151,391)	(1,047,557)
JOHN ALDEN LIFE INS CO	WI	410,726,789	82,588,831	38,493,371	410,713,759	288,825,236
JOHN HANCOCK LIFE & HLTH INS CO	MA	10,039,510,749	664,851,074	1,643,586	562,272,958	262,174,587
JOHN HANCOCK LIFE INS CO (USA)	MI	227,142,176,161	5,794,135,152	1,787,025,297	7,546,501,857	5,180,855,305
KANAWHA INS CO	SC	1,456,802,698	255,495,567	(112,864,936)	252,173,359	266,912,289
KANSAS CITY LIFE INS CO	MO	3,317,629,380	327,444,261	32,102,241	277,044,896	320,185,816
LAFAYETTE LIFE INS CO	OH	3,322,052,611	160,730,181	14,988,301	561,302,450	554,662,385
LANDCAR LIFE INS CO	UT	20,745,197	6,970,831	(36,630)	4,596,522	2,514,328
LANDMARK LIFE INS CO	TX	43,871,593	4,597,479	4,225,154	7,152,876	(27,632,994)
LIBERTY BANKERS LIFE INS CO	OK	951,988,414	160,470,237	15,370,934	(259,582,675)	(183,479,369)
LIBERTY LIFE ASSUR CO OF BOSTON	NH	12,403,179,525	688,638,146	31,374,324	1,807,075,955	2,026,230,042
LIBERTY NATL LIFE INS CO	NE	7,102,577,759	592,171,963	163,257,167	584,199,927	576,692,359
LIFE INS CO OF N AMER	PA	6,089,359,206	884,373,474	199,977,317	2,705,944,443	2,093,703,363
LIFE INS CO OF THE SOUTHWEST	TX	10,952,026,727	625,232,244	112,140,575	1,360,605,432	1,583,956,923
LIFE OF THE SOUTH INS CO	GA	72,180,553	15,246,176	3,687,724	55,776,671	14,093,926
LIFEMAP ASSUR CO	OR	86,051,071	44,933,507	(2,400,338)	54,979,414	38,232,326
LIFESECURE INS CO	MI	174,904,319	23,771,222	(6,154,745)	28,188,467	31,686,117
LIFESHIELD NATL INS CO	OK	60,650,830	17,277,825	1,590,982	17,290,662	9,461,956
LIFEWISE ASSUR CO	WA	118,351,415	71,617,714	12,970,492	84,346,902	53,808,568
LIFEWISE HLTH PLAN OF OR INC	OR	98,725,408	64,704,973	(605,877)	160,070,899	129,445,612
LINCOLN BENEFIT LIFE CO	NE	2,008,920,941	323,942,823	8,539,026	0	0
LINCOLN HERITAGE LIFE INS CO	IL	692,822,441	106,019,210	5,233,379	204,256,197	126,436,921
LINCOLN LIFE & ANN CO OF NY	NY	10,925,489,739	648,396,777	81,946,159	1,034,026,789	1,041,026,876
LINCOLN MUT LIFE & CAS INS CO	ND	33,081,671	12,930,183	177,160	4,266,150	2,757,816
LINCOLN NATL LIFE INS CO	IN	180,025,470,878	6,399,580,844	643,401,852	18,518,169,113	18,677,385,903
LONDON LIFE REINS CO	PA	424,557,412	67,219,853	2,550,974	29,909,119	10,747,305
LONGEVITY INS CO	TX	8,598,458	7,855,973	(282,966)	0	0
LOYAL AMER LIFE INS CO	OH	283,319,643	85,311,931	(33,890,755)	(80,153,142)	(117,264,380)

Summary of Financial Condition as of December 31, 2012

Life and Disability Insurers

COMPANY NAME	STATE	ADMITTED ASSETS	CAPITAL & SURPLUS	NET GAIN FROM OPERATIONS	PREMIUM/ANNUITY CONSIDERATIONS	INCURRED BENEFITS
MADISON NATL LIFE INS CO INC	WI	689,695,023	72,304,357	10,995,052	136,425,085	104,574,297
MANHATTAN LIFE INS CO	NY	320,816,059	39,419,569	2,439,502	12,358,643	22,620,903
MANHATTAN NATL LIFE INS CO	IL	188,760,839	11,798,974	446,533	802,444	1,560,568
MARQUETTE NATL LIFE INS CO	TX	6,670,775	5,566,958	(185,599)	467,436	175,456
MASSACHUSETTS MUT LIFE INS CO	MA	155,648,727,921	12,686,883,638	646,521,865	20,309,458,078	16,092,406,251
MEDAMERICA INS CO	PA	733,679,958	28,653,807	(7,552,924)	49,013,637	79,397,669
MEDCO CONTAINMENT LIFE INS CO	PA	397,247,977	226,893,055	42,636,400	598,024,981	494,714,917
MEDICO INS CO	NE	55,131,094	31,545,806	(10,542,316)	25,389,224	21,666,591
MEGALIFE & HLTH INS CO THE	OK	288,187,064	93,252,829	28,222,380	290,092,314	204,672,972
MEMBERS HLTH INS CO	AZ	32,003,932	31,823,639	418,295	36,474	30,878
MEMBERS LIFE INS CO	IA	19,804,320	16,994,585	432,511	(25,136,913)	(25,679,125)
MERIT LIFE INS CO	IN	549,045,633	245,446,670	10,115,878	85,907,428	54,973,665
METLIFE INS CO OF CT	CT	63,750,259,793	5,330,993,580	1,330,124,226	1,306,910,230	5,107,641,931
METLIFE INVESTORS INS CO	MO	13,973,005,238	703,895,250	129,756,730	264,702,853	871,482,657
METLIFE INVESTORS USA INS CO	DE	85,985,966,266	1,725,080,310	90,985,529	10,798,106,224	3,803,652,457
METROPOLITAN LIFE INS CO	NY	360,500,954,313	14,294,846,098	2,397,342,574	35,781,267,107	36,432,783,672
METROPOLITAN TOWER LIFE INS CO	DE	5,055,587,468	781,348,155	71,277,206	30,704,321	168,670,033
MID WEST NATL LIFE INS CO OF TN	TX	103,530,400	57,362,396	13,558,943	109,274,960	69,134,859
MIDLAND NATL LIFE INS CO	IA	32,851,272,210	2,124,326,133	359,532,812	2,941,706,546	3,323,136,451
MIDWESTERN UNITED LIFE INS CO	IN	242,107,858	120,069,430	2,614,007	3,719,272	7,451,087
MINNESOTA LIFE INS CO	MN	28,414,957,859	2,181,829,196	100,185,846	4,574,695,002	4,323,064,858
MML BAY STATE LIFE INS CO	CT	4,489,157,158	196,227,501	20,309,239	29,792,289	207,112,979
MODA HLTH PLAN INC	OR	284,109,432	75,878,603	4,160,548	249,432,584	219,914,477
MONUMENTAL LIFE INS CO	IA	31,057,181,691	811,320,218	151,422,400	1,497,625,426	1,179,112,173
MONY LIFE INS CO	NY	8,441,060,278	619,563,816	187,645,172	325,504,928	496,295,008
MONY LIFE INS CO OF AMER	AZ	3,935,955,401	281,929,433	35,966,254	267,009,194	429,345,432
MTL INS CO	IL	1,780,808,051	89,558,140	1,700,663	219,406,149	228,007,141
MUNICH AMER REASSUR CO	GA	6,363,847,668	810,767,033	20,557,606	224,187,573	1,301,351,457
MUTUAL OF AMER LIFE INS CO	NY	14,643,756,855	907,911,873	37,954,724	1,684,560,397	1,744,156,777
MUTUAL OF OMAHA INS CO	NE	5,549,777,861	2,406,025,718	139,472,235	1,946,822,896	1,415,983,069
NATIONAL BENEFIT LIFE INS CO	NY	489,127,195	175,949,691	24,602,959	85,741,090	45,311,260
NATIONAL FARMERS UNION LIFE INS CO	TX	225,873,198	42,424,620	4,468,833	5,463,864	10,341,258
NATIONAL FOUND LIFE INS CO	TX	29,197,039	9,721,750	1,815,049	53,518,811	37,724,220

Summary of Financial Condition as of December 31, 2012

Life and Disability Insurers

COMPANY NAME	STATE	ADMITTED ASSETS	CAPITAL & SURPLUS	NET GAIN FROM OPERATIONS	PREMIUM/ANNUITY CONSIDERATIONS	INCURRED BENEFITS
NATIONAL GUARDIAN LIFE INS CO	WI	2,532,783,821	196,363,532	14,987,473	395,827,561	414,740,448
NATIONAL HLTH INS CO	TX	11,316,185	9,103,419	(41,883)	255,691	325,757
NATIONAL LIFE INS CO	VT	8,855,824,613	1,287,056,116	76,685,105	421,129,074	605,428,463
NATIONAL TEACHERS ASSOC LIFE INS CO	TX	347,209,627	67,147,672	9,272,069	98,981,688	54,574,074
NATIONAL WESTERN LIFE INS CO	CO	9,164,763,018	1,004,766,161	82,319,423	1,088,001,406	1,251,909,961
NATIONWIDE LIFE & ANN INS CO	OH	6,243,320,954	310,995,146	(60,894,730)	404,588,232	1,041,344,283
NATIONWIDE LIFE INS CO	OH	106,577,543,255	3,836,633,913	1,555,045,833	10,383,730,385	11,211,162,134
NEW ENGLAND LIFE INS CO	MA	10,601,354,933	538,636,386	77,889,427	348,136,860	988,317,309
NEW YORK LIFE INS & ANN CORP	DE	109,510,240,524	6,398,637,168	618,645,370	8,330,218,843	8,877,538,360
NEW YORK LIFE INS CO	NY	134,726,848,122	16,568,538,339	813,217,536	13,720,801,639	14,797,681,577
NIPPON LIFE INS CO OF AMER	IA	213,665,355	134,602,534	8,717,593	295,379,290	234,504,589
NORTH AMER CO LIFE & HLTH INS	IA	13,018,692,594	977,374,810	164,498,911	1,575,982,326	1,919,752,107
NORTH CAROLINA MUT LIFE INS CO	NC	148,260,633	6,441,949	147,971	14,090,730	12,795,685
NORTH COAST LIFE INS CO	WA	143,579,472	7,919,034	687,993	11,849,331	15,556,979
NORTHWESTERN LONG TERM CARE INS CO	WI	1,861,552,902	274,717,278	(194,627,488)	387,116,275	474,495,730
NORTHWESTERN MUT LIFE INS CO	WI	200,945,403,906	16,175,773,011	770,822,964	14,924,565,147	15,388,286,765
NY LIFE INS CO OF AZ	AZ	197,130,101	59,018,060	3,851,078	29,445,662	22,746,937
OCCIDENTAL LIFE INS CO OF NC	TX	246,878,345	27,962,418	489,335	41,109,808	9,919,192
OHIO NATL LIFE ASSUR CORP	OH	3,312,357,802	326,398,297	39,813,059	227,299,942	283,469,585
OHIO NATL LIFE INS CO	OH	21,631,247,433	1,048,315,575	145,532,302	3,259,840,984	1,578,334,849
OHIO STATE LIFE INS CO	TX	13,339,335	9,849,724	342,960	0	0
OLD AMER INS CO	MO	242,973,956	19,974,986	2,387,688	72,309,548	45,316,987
OLD REPUBLIC LIFE INS CO	IL	138,392,065	40,635,784	1,672,374	21,036,114	17,267,890
OLD UNITED LIFE INS CO	AZ	82,341,783	43,895,619	235,442	9,775,110	6,467,378
ONENATION INS CO	IN	83,040,133	81,779,382	1,349,466	0	349
OXFORD LIFE INS CO	AZ	968,609,994	137,657,722	19,979,772	350,912,656	349,687,142
PACIFIC GUARDIAN LIFE INS CO LTD	HI	486,830,412	99,831,915	6,185,029	70,528,277	63,902,192
PACIFIC LIFE & ANN CO	AZ	5,329,839,965	488,566,886	65,463,762	384,867,372	361,573,921
PACIFIC LIFE INS CO	NE	101,000,915,366	6,175,101,247	774,421,356	7,606,724,948	8,821,589,643
PACIFICARE LIFE & HLTH INS CO	IN	622,171,603	581,988,203	18,749,977	139,310,767	121,000,753
PACIFICSOURCE COMM HLTH PLANS INC	OR	70,426,166	44,008,919	(4,989,594)	165,546,112	157,530,379
PACIFICSOURCE HLTH PLANS	OR	209,216,150	109,776,825	(28,776,075)	722,244,665	659,333,643
PAN AMER ASSUR CO	LA	21,454,972	16,195,380	75,841	29,635	408,573

Summary of Financial Condition as of December 31, 2012

Life and Disability Insurers

COMPANY NAME	STATE	ADMITTED ASSETS	CAPITAL & SURPLUS	NET GAIN FROM OPERATIONS	PREMIUM/ANNUITY CONSIDERATIONS	INCURRED BENEFITS
PAN AMER LIFE INS CO	LA	1,444,407,080	226,563,710	16,404,024	254,976,605	206,967,089
PARK AVENUE LIFE INS CO	DE	309,919,513	57,676,051	5,247,758	3,407,732	11,355,163
PARKER CENTENNIAL ASSUR CO	WI	81,187,575	45,745,137	1,659,312	5,067,549	6,324,610
PAUL REVERE LIFE INS CO	MA	4,458,163,857	368,283,456	84,134,691	91,893,266	(50,143,686)
PAUL REVERE VARIABLE/ANN INS CO	MA	53,552,782	38,483,075	2,290,252	0	286,828
PENN INS & ANN CO	DE	2,026,968,321	190,427,016	(22,859,183)	411,701,053	458,900,712
PENN MUT LIFE INS CO	PA	14,330,715,400	1,495,390,798	8,695,248	1,616,832,374	1,479,644,304
PENNSYLVANIA LIFE INS CO	PA	1,002,046,810	389,608,500	(17,920,590)	2,477,818,196	2,020,746,531
PERICO LIFE INS CO	DE	55,174,530	50,080,879	6,393,974	10,564,283	2,372,690
PHARMACISTS LIFE INS CO	IA	83,297,142	5,928,416	(322,159)	17,311,028	19,499,398
PHILADELPHIA AMER LIFE INS CO	TX	197,617,731	26,099,590	4,476,307	69,501,360	56,868,048
PHILADELPHIA FINANCIAL LIFE ASSUR CO	PA	4,156,094,596	18,350,482	(906,737)	331,705,494	151,597,014
PHL VARIABLE INS CO	CT	5,657,079,869	313,464,191	61,911,806	1,010,973,999	733,877,214
PHOENIX LIFE & ANN CO	CT	48,203,894	24,117,817	2,085,769	300,857	2,025,271
PHOENIX LIFE INS CO	NY	13,837,170,968	793,621,760	160,525,835	366,469,062	655,869,292
PHYSICIANS LIFE INS CO	NE	1,284,977,580	115,837,912	8,644,702	211,177,239	199,397,796
PHYSICIANS MUT INS CO	NE	1,829,659,460	866,107,731	29,246,655	447,606,305	343,383,766
PIONEER AMER INS CO	TX	34,812,774	4,786,783	(1,345,867)	14,713,783	(6,272,976)
PIONEER MUT LIFE INS CO	ND	492,207,698	41,144,747	1,545,545	26,145,502	39,870,810
PIONEER SECURITY LIFE INS CO	TX	89,597,585	73,061,140	6,724,108	9,876,992	1,101,409
PRESIDENTIAL LIFE INS CO	NY	3,454,840,557	215,525,546	137,859,917	(2,478,654,376)	(2,282,033,675)
PRESIDENTIAL LIFE INS CO USA	DE	5,735,228	5,550,243	447,977	0	0
PRIMERICA LIFE INS CO	MA	1,569,720,291	670,433,755	254,926,027	230,539,257	(344,211,749)
PRINCIPAL LIFE INS CO	IA	130,020,070,246	3,944,306,728	603,857,131	5,388,598,945	5,864,193,861
PRINCIPAL NATL LIFE INS CO	IA	84,920,031	70,772,141	(5,957,113)	6,553	271
PROFESSIONAL INS CO	TX	108,575,994	28,621,367	873,224	44,599,331	35,976,192
PROTECTIVE LIFE INS CO	TN	36,355,340,886	2,983,879,855	469,292,764	3,963,602,895	2,966,612,244
PROVIDENT AMER LIFE & HLTH INS CO	OH	23,621,177	20,337,458	5,374,248	16,783,350	9,740,134
PROVIDENT LIFE & ACCIDENT INS CO	TN	8,452,041,066	642,757,005	168,495,053	960,110,200	537,252,055
PROVIDENT LIFE & CAS INS CO	TN	777,626,926	145,892,193	17,867,350	87,791,084	81,943,462
PRUCO LIFE INS CO	AZ	81,001,994,356	2,210,578,033	599,391,201	18,196,364,526	3,153,616,158
PRUDENTIAL ANN LIFE ASSUR CORP	CT	49,555,904,172	447,690,161	249,692,988	558,822,051	3,867,450,599
PRUDENTIAL INS CO OF AMER	NJ	285,087,048,709	8,698,881,726	892,900,826	52,479,240,019	23,634,750,261

Summary of Financial Condition as of December 31, 2012

Life and Disability Insurers

COMPANY NAME	STATE	ADMITTED ASSETS	CAPITAL & SURPLUS	NET GAIN FROM OPERATIONS	PREMIUM/ANNUITY CONSIDERATIONS	INCURRED BENEFITS
PRUDENTIAL RETIREMENT INS & ANN CO	CT	69,265,265,484	1,072,019,975	226,396,734	451,647,340	1,128,327,340
PURITAN LIFE INS CO OF AMER	AZ	13,199,397	6,867,851	501,957	3,771,231	2,476,677
PYRAMID LIFE INS CO	KS	307,373,543	187,012,929	12,369,543	532,928,802	441,921,884
REGENCO BLUESHIELD OF ID INC	ID	258,890,689	146,107,927	11,979,733	460,592,458	366,613,957
RELIABLE LIFE INS CO	MO	20,908,743	12,888,583	253,156	0	0
RELIANCE STANDARD LIFE INS CO	IL	5,186,942,148	561,533,548	108,869,712	1,386,581,460	1,195,328,622
RELIASTAR LIFE INS CO	MN	21,526,134,646	2,284,647,197	(103,449,374)	858,813,638	776,416,723
RELIASTAR LIFE INS CO OF NY	NY	3,232,374,805	340,618,000	67,892,355	157,435,681	241,430,030
RENAISSANCE LIFE & HLTH INS CO OF AM	IN	53,323,883	38,069,085	4,968,651	67,881,247	40,089,450
RESERVE NATL INS CO	OK	115,973,015	58,405,725	10,134,767	135,161,908	79,070,425
RESOURCE LIFE INS CO	IL	28,978,631	13,054,071	126,831	(1,889,769)	(1,068,092)
RGA REINS CO	MO	22,835,086,454	1,644,589,397	20,263,968	5,213,812,050	5,070,289,093
RIVERSOURCE LIFE INS CO	MN	96,669,081,788	3,112,621,120	2,189,423,632	6,323,568,416	5,951,473,555
S USALIFE INS CO INC	AZ	13,270,604	8,096,353	(546,414)	853,572	1,417,686
SAGICOR LIFE INS CO	TX	1,100,841,844	60,906,846	(9,066,897)	148,820,076	164,794,392
SCOR GLOBAL LIFE AMER REINS CO	DE	1,388,197,611	235,066,650	14,090,674	83,260,129	49,498,779
SCOR GLOBAL LIFE RE INS CO OF TX	TX	480,298,025	50,723,351	7,880,527	43,944,822	46,895,291
SCOTTISH RE LIFE CORP	DE	372,500,652	26,502,378	(39,933,074)	21,535,439	107,360,151
SEARS LIFE INS CO	TX	46,756,387	20,629,009	4,269,121	14,034,061	8,427,460
SECURIAN LIFE INS CO	MN	190,102,930	134,874,383	271,401	71,998,608	64,628,204
SECURITAS FINANCIAL LIFE INS CO	NC	5,560,232	5,428,488	85,064	0	0
SECURITY BENEFIT LIFE INS CO	KS	15,392,594,076	773,966,739	154,870,970	2,478,196,826	2,641,923,397
SECURITY LIFE INS CO OF AMER	MN	79,072,641	21,611,354	1,174,997	84,720,633	53,583,662
SECURITY LIFE OF DENVER INS CO	CO	16,427,380,563	1,459,873,393	(123,837,524)	7,104,466,246	7,307,180,903
SECURITY MUT LIFE INS CO OF NY	NY	2,624,983,288	120,079,906	6,920,149	170,887,029	194,353,021
SECURITY NATL LIFE INS CO	UT	464,302,112	29,828,732	795,673	55,789,717	86,888,235
SEECHEANGE HLTH INS CO	OH	22,301,472	6,000,000	(19,345,256)	37,903,810	42,424,720
SELECTHEALTH INC	UT	573,290,780	376,035,215	28,822,713	1,160,241,210	1,007,946,609
SENIOR HLTH INS CO OF PA	PA	3,080,745,346	105,467,028	3,687,437	194,026,529	327,204,399
SENIOR LIFE INS CO	GA	43,775,491	9,171,489	(658,900)	20,126,106	10,754,338
SENTINEL SECURITY LIFE INS CO	UT	384,936,905	19,683,946	(368,960)	70,283,200	65,616,302
SENTRY LIFE INS CO	WI	4,364,894,534	269,829,948	20,428,387	466,896,579	460,844,455
SETTLERS LIFE INS CO	WI	378,289,825	49,555,962	5,042,495	43,056,797	39,845,324

Summary of Financial Condition as of December 31, 2012

Life and Disability Insurers

COMPANY NAME	STATE	ADMITTED ASSETS	CAPITAL & SURPLUS	NET GAIN FROM OPERATIONS	PREMIUM/ANNUITY CONSIDERATIONS	INCURRED BENEFITS
SIERRA HLTH & LIFE INS CO INC	NV	133,635,833	65,523,406	5,002,553	317,137,992	270,820,922
SIGNIFICA INS GRP INC	PA	11,546,121	11,442,437	1,661,377	0	(15,403)
SILVERSCRIPT INS CO	TN	775,857,263	286,007,619	111,358,983	1,389,747,665	1,377,010,148
SMART INS CO	AZ	17,167,673	11,767,507	(13,439,531)	0	0
STANDARD INS CO	OR	17,250,279,968	1,190,265,579	132,711,052	3,506,449,116	3,429,315,261
STANDARD LIFE & ACCIDENT INS CO	TX	527,782,397	255,815,775	20,121,453	106,234,651	76,959,980
STANDARD SECURITY LIFE INS CO OF NY	NY	239,503,850	116,281,726	15,429,081	148,361,851	(48,957,922)
STARMOUNT LIFE INS CO	LA	45,317,596	19,528,451	2,185,406	66,075,605	45,620,607
STATE FARM HLTH INS CO	IL	8,400,095	8,365,509	10,535	0	0
STATE FARM LIFE INS CO	IL	56,865,393,399	7,538,241,785	490,910,547	4,433,444,229	4,726,489,922
STATE LIFE INS CO	IN	4,597,488,459	306,186,237	35,206,969	531,858,551	629,654,807
STATE MUT INS CO	GA	297,975,025	29,373,165	2,055,849	16,262,707	16,875,948
STERLING INVESTORS LIFE INS CO	GA	17,088,564	6,179,726	(486,103)	6,476,012	4,142,888
STERLING LIFE INS CO	IL	224,754,125	88,705,563	(18,377,487)	438,262,675	436,105,372
STONEBRIDGE LIFE INS CO	VT	1,676,907,988	113,745,872	382,605,499	362,478,040	139,661,577
SUN LIFE & HLTH INS CO	CT	64,634,399	48,054,017	1,565,367	0	0
SUN LIFE ASSUR CO OF CANADA US	DE	42,526,371,022	1,235,854,029	43,180,838	415,914,585	3,030,242,627
SUNSET LIFE INS CO OF AMER	MO	368,116,773	32,637,056	6,539,719	9,980,093	17,018,641
SURETY LIFE INS CO	NE	13,830,267	12,584,224	198,412	0	0
SWISS RE LIFE & HLTH AMER INC	CT	9,138,930,035	1,185,328,630	102,911,387	1,557,778,715	1,345,314,843
SYMETRA LIFE INS CO	WA	25,467,845,135	1,912,619,313	282,186,828	1,955,281,199	2,512,163,648
SYMETRA NATL LIFE INS CO	WA	16,618,186	9,509,176	43,152	270,329	444,313
TEACHERS INS & ANN ASSOC OF AMER	NY	237,037,712,063	29,308,979,623	2,457,531,089	10,431,717,054	16,356,808,364
TEXAS LIFE INS CO	TX	878,383,840	69,646,263	1,139,731	148,838,020	89,995,494
THE SAVINGS BANK LIFE INS CO OF MA	MA	2,406,465,187	202,796,734	20,739,606	207,887,689	221,900,138
THRIVENT LIFE INS CO	MN	3,283,786,832	167,819,851	27,071,852	145,742,981	378,514,529
TIAA CREF LIFE INS CO	NY	5,656,326,641	412,930,927	20,502,942	282,507,816	286,621,976
TIME INS CO	WI	645,369,685	205,751,938	47,708,002	1,164,458,377	784,333,008
TOWN & COUNTRY LIFE INS CO	UT	5,399,801	3,049,970	207,973	3,149,283	2,303,398
TRANS WORLD ASSUR CO	CA	346,344,436	73,215,689	5,890,524	11,158,689	12,872,175
TRANSAMERICA ADVISORS LIFE INS CO	AR	10,031,805,127	636,158,228	215,566,484	17,940,265	764,820,400
TRANSAMERICA FINANCIAL LIFE INS CO	NY	26,958,733,787	836,015,198	189,159,702	4,935,793,918	4,067,880,713
TRANSAMERICA LIFE INS CO	IA	105,497,250,961	5,470,563,014	1,174,088,884	11,781,965,573	8,028,236,076

Summary of Financial Condition as of December 31, 2012

Life and Disability Insurers

COMPANY NAME	STATE	ADMITTED ASSETS	CAPITAL & SURPLUS	NET GAIN FROM OPERATIONS	PREMIUM/ANNUITY CONSIDERATIONS	INCURRED BENEFITS
TRUSTMARK INS CO	IL	1,320,021,623	266,518,001	20,050,052	307,625,571	183,355,007
TRUSTMARK LIFE INS CO	IL	367,775,791	165,839,363	14,702,200	320,066,859	238,196,685
UBS LIFE INS CO USA	CA	44,512,669	41,457,543	2,083,279	61,173	34,246,413
ULLICO LIFE INS CO	TX	12,389,016	11,576,038	764,303	572,434	375,855
UNICARE LIFE & HLTH INS CO	IN	554,200,163	158,831,353	75,418,591	439,412,895	360,740,786
UNIFIED LIFE INS CO	TX	170,599,885	20,360,253	2,096,490	29,054,067	25,413,689
UNIMERICA INS CO	WI	326,579,082	153,197,709	32,198,856	319,766,445	232,231,812
UNION BANKERS INS CO	TX	310,530,930	45,603,820	10,321,366	53,908,542	43,068,852
UNION CENTRAL LIFE INS CO	NE	7,058,947,333	492,202,785	67,389,485	509,204,227	846,427,637
UNION FIDELITY LIFE INS CO	KS	19,585,344,069	560,140,508	(418,182,100)	316,087,945	2,233,536,509
UNION LABOR LIFE INS CO	MD	2,905,907,751	96,876,975	6,800,953	148,755,558	122,974,692
UNION SECURITY INS CO	KS	5,015,492,121	438,848,064	95,748,799	986,765,786	721,083,213
UNITED AMER INS CO	NE	1,722,783,520	256,104,266	82,559,669	779,240,651	577,594,195
UNITED BENEFIT LIFE INS CO	OH	3,178,254	3,120,250	(14,605)	0	0
UNITED CONCORDIA INS CO	AZ	56,919,468	33,751,036	3,859,343	142,891,193	201,984,118
UNITED FIDELITY LIFE INS CO	TX	730,098,556	396,889,092	24,202,870	9,311,241	15,349,300
UNITED HERITAGE LIFE INS CO	ID	504,207,016	52,387,831	6,125,886	65,438,019	66,415,761
UNITED HOME LIFE INS CO	IN	71,620,586	17,681,532	556,469	16,766,563	7,744,834
UNITED INS CO OF AMER	IL	3,550,287,089	464,073,765	90,512,439	383,612,477	244,784,390
UNITED LIFE INS CO	IA	1,675,711,474	158,720,205	7,447,419	154,160,450	202,431,665
UNITED NATL LIFE INS CO OF AMER	IL	11,363,212	3,162,676	245,618	8,645,435	2,740,938
UNITED OF OMAHA LIFE INS CO	NE	16,698,149,290	1,027,176,373	(21,108,698)	3,464,015,594	3,189,258,226
UNITED SECURITY ASSUR CO OF PA	PA	142,876,080	16,071,888	(2,371,780)	29,664,800	25,182,857
UNITED STATES LIFE INS CO IN NYC	NY	24,541,643,540	1,878,325,175	294,632,553	1,458,349,522	1,876,877,434
UNITED TEACHER ASSOC INS CO	TX	839,252,481	47,883,907	(18,880,643)	52,764,392	99,813,035
UNITED WORLD LIFE INS CO	NE	103,050,926	47,301,781	61,362	1,722,220	4,197,884
UNITEDHEALTHCARE INS CO	CT	14,118,278,776	4,711,885,510	2,537,045,167	42,602,939,110	33,576,185,782
UNITEDHEALTHCARE LIFE INS CO	WI	48,992,928	23,763,984	8,960,478	99,923,422	74,212,604
UNITY FINANCIAL LIFE INS CO	OH	146,771,043	10,970,516	1,696,144	44,150,043	37,747,040
UNIVERSAL GUAR LIFE INS CO	OH	360,577,897	32,243,089	1,987,712	8,963,208	49,836,216
UNIVERSAL UNDERWRITERS LIFE INS CO	KS	150,349,091	20,398,415	4,841,121	6,870,878	6,410,103
UNUM LIFE INS CO OF AMER	ME	18,879,795,079	1,573,532,672	225,227,263	2,702,000,365	1,628,603,319
US BR GREAT WEST LIFE ASSUR CO	CN	86,729,745	22,858,965	4,721,361	4,050,925	3,485,647

Summary of Financial Condition as of December 31, 2012

Life and Disability Insurers

COMPANY NAME	STATE	ADMITTED ASSETS	CAPITAL & SURPLUS	NET GAIN FROM OPERATIONS	PREMIUM/ANNUITY CONSIDERATIONS	INCURRED BENEFITS
US BR SUN LIFE ASSUR CO OF CANADA	CN	17,403,404,661	1,037,568,933	105,573,630	2,283,333,825	2,168,895,117
US BUSINESS OF CANADA LIFE ASSUR CO	CN	4,766,671,266	165,182,993	(78,260,861)	52,341,777	1,927,516,275
US FINANCIAL LIFE INS CO	OH	628,907,455	63,158,212	29,755,636	46,173,303	51,806,826
US HLTH & LIFE INS CO INC	MI	26,310,521	8,750,197	(164,493)	51,892,772	31,784,305
USAA DIRECT LIFE INS CO	NE	21,971,979	21,437,226	(2,589,638)	107,808	38,414
USAA LIFE INS CO	TX	19,647,069,853	1,834,298,067	243,460,394	1,611,951,989	2,191,872,871
USABLE LIFE	AR	381,176,447	156,272,729	11,333,315	505,720,096	357,904,817
VANTIS LIFE INS CO	CT	899,707,060	70,323,865	2,329,793	33,934,623	60,721,745
VARIABLE ANN LIFE INS CO	TX	70,614,321,051	4,235,520,061	699,832,464	5,409,758,071	7,227,233,591
VISION SERV PLAN INS CO	MO	42,636,429	22,113,379	7,410,296	119,974,061	96,427,508
VISION SERV PLAN OF ID INC	ID	14,431,354	13,249,373	2,891,655	5,821,503	4,733,406
VISTA LIFE INS CO	MI	41,418,014	40,887,156	447,986	0	0
WASHINGTON NATL INS CO	IN	5,247,572,006	469,380,402	66,152,340	522,384,525	433,325,056
WELLCARE HLTH INS OF AZ INC	AZ	151,081,351	77,590,427	12,598,486	440,875,706	372,281,691
WELLCARE HLTH INS OF IL INC	IL	184,628,507	68,584,716	(50,654,536)	743,682,796	795,970,570
WELLCARE PRESCRIPTION INS INC	FL	274,840,462	148,142,549	62,412,749	929,284,470	729,602,625
WELLINGTON LIFE INS CO	AZ	8,547,998	6,387,264	(613,384)	12,450,131	10,452,280
WEST COAST LIFE INS CO	NE	4,210,251,334	471,754,086	(63,925,603)	(574,329,975)	(459,738,240)
WESTERN & SOUTHERN LIFE INS CO	OH	8,612,311,473	3,728,536,809	(23,054,681)	279,169,424	425,105,690
WESTERN RESERVE LIFE ASSUR CO OF OH	OH	8,600,826,766	319,235,174	134,586,345	486,919,136	554,430,331
WESTERN SOUTHERN LIFE ASSUR CO	OH	12,387,883,093	1,025,724,620	41,307,623	1,553,344,365	1,821,475,734
WESTERN UNITED LIFE ASSUR CO	WA	765,515,878	32,915,237	12,662,980	121,192,206	143,517,615
WILLAMETTE DENTAL OF ID INC	ID	14,992,374	14,814,302	79,874	7,060,329	6,184,713
WILLIAM PENN LIFE INS CO OF NY	NY	1,121,313,452	206,351,171	(12,977,394)	3,407,744	11,071,462
WILTON REASSUR CO	MN	3,259,987,275	427,189,858	144,199,085	691,907,066	620,827,870
WILTON REASSUR LIFE CO OF NY	NY	883,962,533	118,322,479	21,850,045	(375,593,533)	(288,852,316)
WINDSOR HLTH PLAN INC	TN	208,307,901	64,045,354	(65,050,019)	602,454,227	547,057,918
WMI MUT INS CO	UT	12,966,828	6,672,559	(56,984)	19,706,994	16,649,717
WORLD CORP INS CO	NE	24,645,546	23,791,803	549,885	0	0
WORLD INS CO	NE	322,211,619	115,599,268	5,830,183	117,790,618	75,314,472
XL LIFE INS & ANN CO	IL	14,480,253	14,210,363	1,856,155	0	0
ZALE LIFE INS CO	AZ	10,871,446	8,734,988	418,202	1,880,895	390,624
ZURICH AMER LIFE INS CO	IL	12,767,356,282	168,599,795	(4,923,261)	(103,503,277)	316,032,255

Summary of Financial Condition as of December 31, 2012

Property and Casualty Insurers

COMPANY NAME	STATE	ADMITTED ASSETS	CAPITAL & SURPLUS	NET INCOME	NET PREMIUMS WRITTEN	NET LOSSES & LAE	OTHER EXPENSES	NET LOSS & LAE RATIO	NET OTHER EXPENSE RATIO
21ST CENTURY ASSUR CO	DE	68,264,478	65,132,308	2,429,935	0	517,326	0	0.0%	0.0%
21ST CENTURY CAS CO	CA	12,554,978	11,867,099	31,486	0	64,865	0	0.0%	0.0%
21ST CENTURY CENTENNIAL INS CO	PA	540,388,882	508,600,802	12,394,994	0	5,173,255	0	0.0%	0.0%
21ST CENTURY IND INS CO	PA	57,670,492	54,538,323	6,168,216	0	517,326	0	0.0%	0.0%
21ST CENTURY INS CO	CA	931,855,033	897,403,795	13,121,748	0	5,173,255	0	0.0%	0.0%
21ST CENTURY INS CO OF THE SW	TX	5,494,074	5,494,074	61,703	0	0	0	0.0%	0.0%
21ST CENTURY N AMER INS CO	NY	569,023,204	517,343,185	17,131,304	0	5,949,244	0	0.0%	0.0%
21ST CENTURY PREMIER INS CO	PA	256,396,258	240,617,209	10,938,764	0	2,586,628	0	0.0%	0.0%
21ST CENTURY SECURITY INS CO	PA	196,895,775	184,224,069	4,557,613	0	2,069,303	0	0.0%	0.0%
ACA FIN GUAR CORP	MD	424,590,463	109,193,920	(5,953,123)	61,957	31,198,881	25,311,540	112.4%	91.2%
ACA INS CO	IN	69,325,623	33,742,391	2,123,840	14,014,560	9,595,131	4,865,290	69.5%	35.2%
ACADIA INS CO	NH	123,511,318	49,534,622	1,022,463	0	0	0	0.0%	0.0%
ACCEPTANCE CAS INS CO	NE	52,334,118	37,016,343	4,598,541	3,996,518	7,915,915	1,445,409	85.6%	15.6%
ACCIDENT FUND GEN INS CO	MI	181,997,737	37,935,311	3,968,555	25,257,493	18,443,361	3,537,480	73.2%	14.0%
ACCIDENT FUND INS CO OF AMER	MI	2,300,315,521	633,604,081	37,534,601	488,982,872	352,635,709	151,831,878	73.2%	31.5%
ACCIDENT FUND NATL INS CO	MI	202,142,844	50,291,191	1,338,543	37,886,240	27,665,041	13,603,580	73.2%	36.0%
ACCREDITED SURETY & CAS CO INC	FL	23,285,378	16,582,613	1,226,155	9,880,581	374,363	8,379,984	3.8%	84.7%
ACE AMER INS CO	PA	11,040,642,831	2,425,815,252	58,889,031	1,658,026,836	1,433,412,339	304,160,085	89.9%	19.1%
ACE FIRE UNDERWRITERS INS CO	PA	106,619,710	69,724,677	1,445,081	8,962,309	7,748,175	1,644,108	89.9%	19.1%
ACE PROP & CAS INS CO	PA	7,925,855,351	1,802,506,179	68,556,494	1,568,403,769	1,355,927,918	287,718,998	89.9%	19.1%
ACIG INS CO	IL	367,552,087	100,955,125	5,821,827	87,658,953	69,312,234	21,933,995	81.5%	25.8%
ACSTAR INS CO	IL	68,803,463	28,773,474	2,371,975	2,051,887	238,168	1,875,674	10.0%	78.5%
ACUITY A MUT INS CO	WI	2,475,232,572	994,265,131	95,364,903	937,834,786	552,905,708	270,560,242	63.2%	30.9%
ADM INS CO	AZ	337,654,119	21,764,313	857,765	0	0	986,011	0.0%	0.0%
ADMIRAL IND CO	DE	82,888,714	33,284,711	1,878,244	11,104,028	6,821,071	3,706,791	61.1%	33.2%
ADVANTAGE WORKERS COMP INS CO	IN	125,685,092	50,263,354	(4,116,809)	12,109,870	21,705,717	3,897,432	125.4%	22.5%
AEGIS SECURITY INS CO	PA	89,125,777	44,518,052	3,191,172	62,678,105	31,425,817	25,608,084	51.5%	42.0%
AETNA INS CO OF CT	CT	22,370,829	15,035,055	625,123	13,201,076	14,978,617	4,782,647	77.0%	24.6%
AF&L INS CO	PA	168,678,724	82,039	218,855	28,394,548	42,976,968	5,359,948	149.5%	13.6%
AFFILIATED FM INS CO	RI	2,302,162,676	1,034,098,207	85,991,908	444,224,696	237,116,413	98,645,209	59.7%	24.8%
AFFIRMATIVE INS CO	IL	203,315,961	48,115,436	(20,785,984)	170,540,416	111,812,338	62,371,389	77.8%	43.4%
AGCS MARINE INS CO	IL	782,172,018	139,203,394	18,609,264	229,011,006	159,634,585	61,812,993	68.9%	26.7%
AGRI GEN INS CO	IA	557,227,143	470,960,744	91,982,900	(2,071,170)	(3,363,131)	1,018,162	162.4%	N/A

Summary of Financial Condition as of December 31, 2012

Property and Casualty Insurers

COMPANY NAME	STATE	ADMITTED ASSETS	CAPITAL & SURPLUS	NET INCOME	NET PREMIUMS WRITTEN	NET LOSSES & LAE	OTHER EXPENSES	NET LOSS & LAE RATIO	NET OTHER EXPENSE RATIO
AIU INS CO	NY	2,412,144,689	622,085,316	(49,420,919)	689,760,517	459,571,178	286,361,510	64.2%	40.0%
ALAMANCE INS CO	IL	460,926,139	334,124,576	9,598,254	43,104,181	23,962,612	16,412,148	60.2%	41.2%
ALASKA NATL INS CO	AK	753,361,206	293,632,258	20,892,389	183,856,482	102,464,228	45,901,802	69.2%	31.0%
ALEA NORTH AMERICA INS CO	NY	149,075,131	84,240,902	6,993,818	4,854	(875,433)	13,120,910	N/A	N/A
ALLEGHENY CAS CO	PA	34,171,319	19,317,003	784,682	19,388,764	4,408	18,983,156	0.0%	98.0%
ALLIANCE INS CO INC	KS	21,770,862	8,699,963	(552,943)	13,772,010	10,374,332	4,176,150	77.3%	31.1%
ALLIANZ GLOBAL RISKS US INS CO	IL	3,099,834,952	866,900,909	(86,700,047)	916,044,023	766,800,210	247,290,799	82.8%	26.7%
ALLIED PROP & CAS INS CO	IA	318,154,341	57,718,012	728,854	0	0	0	0.0%	0.0%
ALLIED WORLD INS CO	NH	1,435,638,975	868,492,083	(4,210,928)	168,176,932	104,714,128	41,428,566	74.2%	29.3%
ALLIED WORLD NATL ASSUR CO	NH	280,404,696	116,918,790	3,228,687	23,274,430	23,269,811	9,206,347	74.2%	29.3%
ALLMERICA FIN ALLIANCE INS CO	NH	18,560,198	18,552,658	455,045	0	0	0	0.0%	0.0%
ALLMERICA FIN BENEFIT INS CO	MI	30,945,392	30,933,705	606,450	0	0	0	0.0%	0.0%
ALL STATE FIRE & CAS INS CO	IL	141,657,435	140,115,885	2,129,758	0	0	0	0.0%	0.0%
ALL STATE IND CO	IL	148,231,297	143,626,618	3,988,528	0	0	0	0.0%	0.0%
ALL STATE INS CO	IL	42,133,104,688	16,260,877,830	1,950,400,745	24,193,417,788	16,646,207,433	6,422,794,598	69.4%	26.8%
ALL STATE PROP & CAS INS CO	IL	204,398,932	197,837,888	4,592,026	0	0	0	0.0%	0.0%
ALL STATE VEHICLE & PROP INS CO	IL	22,705,655	22,544,521	724,392	0	0	0	0.0%	0.0%
ALPHA PROP & CAS INS CO	WI	36,857,180	13,638,882	470,092	0	0	17,900	0.0%	0.0%
ALTERRA AMER INS CO	DE	145,424,095	93,830,612	(4,031,730)	15,425,007	12,574,051	5,586,784	97.3%	43.2%
AMBAC ASSUR CORP	WI	5,808,198,462	100,000,000	616,121,050	104,020,637	696,850,612	65,715,026	157.6%	14.9%
AMCO INS CO	IA	1,057,515,830	429,157,267	15,588,989	0	0	0	0.0%	0.0%
AMERICAN AGRI BUSINESS INS CO	TX	738,114,805	24,709,879	4,257,050	0	0	893,738	0.0%	0.0%
AMERICAN ALT INS CORP	DE	464,716,934	156,232,382	23,113,822	0	0	(26,351,716)	0.0%	0.0%
AMERICAN AUTOMOBILE INS CO	MO	188,047,076	180,512,402	6,580,928	(31,470,954)	0	0	0.0%	0.0%
AMERICAN BANKERS INS CO OF FL	FL	1,707,524,560	506,488,875	33,439,322	817,771,545	299,809,683	372,523,940	44.7%	55.5%
AMERICAN CAS CO OF READING PA	PA	136,634,929	136,606,618	1,956,492	0	0	0	0.0%	0.0%
AMERICAN CENTENNIAL INS CO	DE	42,941,938	11,251,010	(3,775,214)	0	(916,594)	304,820	0.0%	0.0%
AMERICAN COMMERCE INS CO	OH	312,778,669	118,151,160	6,741,986	168,275,043	122,608,018	44,662,386	75.0%	27.3%
AMERICAN COMPENSATION INS CO	MN	67,111,084	52,773,687	1,137,317	0	0	0	0.0%	0.0%
AMERICAN CONTRACTORS IND CO	CA	380,441,423	91,272,968	24,932,792	74,542,474	16,693,442	48,973,578	19.6%	57.5%
AMERICAN ECONOMY INS CO	IN	1,219,734,253	186,297,895	43,694,274	611,420,007	400,793,218	196,680,576	66.7%	32.7%
AMERICAN EMPIRE INS CO	OH	33,537,389	22,188,333	1,307,023	5,516,851	2,402,667	1,190,235	56.8%	28.1%
AMERICAN EQUITY SPECIALTY INS CO	CT	76,280,480	27,928,045	2,428,789	19,559,235	13,258,122	6,119,033	68.4%	31.5%

Summary of Financial Condition as of December 31, 2012

Property and Casualty Insurers

COMPANY NAME	STATE	ADMITTED ASSETS	CAPITAL & SURPLUS	NET INCOME	NET PREMIUMS WRITTEN	NET LOSSES & LAE	OTHER EXPENSES	NET LOSS & LAE RATIO	NET OTHER EXPENSE RATIO
AMERICAN FAMILY HOME INS CO	FL	506,148,956	153,742,774	5,844,602	205,588,297	96,942,095	97,292,081	50.3%	50.5%
AMERICAN FAMILY MUT INS CO	WI	12,038,890,470	5,164,959,549	323,668,039	5,435,136,913	3,869,407,828	1,603,893,219	72.9%	30.2%
AMERICAN FARMERS & RANCHERS INS CO	OK	9,163,922	7,802,896	(130,448)	0	37,817	183,927	0.0%	0.0%
AMERICAN FARMERS & RANCHERS MUT INS	OK	93,857,946	23,794,199	1,670,908	76,797,305	52,831,832	24,168,480	74.3%	34.0%
AMERICAN FIRE & CAS CO	NH	177,463,340	46,486,668	3,207,127	65,509,288	42,942,130	21,072,912	66.7%	32.7%
AMERICAN FUJI FIRE & MARINE INS CO	IL	94,635,769	74,439,316	(788,163)	(2,808)	871,689	1,748,716	N/A	N/A
AMERICAN GEN IND CO	IL	8,670,306	8,566,556	(90,514)	(12,314)	(19,435)	251,168	157.8%	N/A
AMERICAN GEN PROP INS CO	TN	35,426,141	24,480,485	3,880,476	0	(2,770,568)	453,739	0.0%	0.0%
AMERICAN GUAR & LIAB INS	NY	299,468,827	181,301,030	9,521,314	0	0	0	0.0%	0.0%
AMERICAN HALL MARK INS CO OF TX	TX	261,919,725	101,138,751	1,219,928	95,341,835	68,130,774	32,797,896	71.9%	34.6%
AMERICAN HLTHCARE IND CO	DE	173,636,936	32,232,011	1,463,305	1,640,412	1,725,412	1,097,720	83.6%	53.2%
AMERICAN HOME ASSUR CO	NY	24,302,299,692	6,004,342,259	285,504,502	5,204,390,227	4,258,702,338	1,765,943,106	79.5%	33.0%
AMERICAN INS CO	OH	370,082,939	312,256,909	20,735,527	(144,766,104)	0	(876,739)	0.0%	0.0%
AMERICAN INTERSTATE INS CO	LA	1,001,760,532	323,932,063	25,444,750	251,208,890	176,784,017	46,454,069	75.7%	19.9%
AMERICAN MERCURY INS CO	OK	323,386,466	122,963,849	1,938,229	183,096,433	142,796,479	48,667,421	81.0%	27.6%
AMERICAN MINING INS CO INC	AL	30,124,803	23,512,152	890,800	0	0	0	0.0%	0.0%
AMERICAN MODERN HOME INS CO	OH	1,156,569,865	389,790,936	5,596,976	361,683,115	170,507,445	171,180,285	50.3%	50.5%
AMERICAN MODERN SELECT INS CO	OH	236,597,358	36,247,048	3,563,423	38,071,904	17,951,870	18,017,053	50.3%	50.5%
AMERICAN MUT SHARE INS CORP	OH	223,033,328	183,343,704	1,391,153	231,102	6,890,889	5,988,131	N/A	N/A
AMERICAN NATL GEN INS CO	MO	103,289,903	54,891,573	1,255,169	48,390,524	47,221,515	9,970,022	91.4%	19.3%
AMERICAN NATL PROP & CAS CO	MO	1,105,772,495	495,492,666	17,598,558	467,585,356	374,811,381	111,082,127	79.6%	23.6%
AMERICAN PET INS CO	NY	17,504,158	11,794,461	1,266,014	42,304,765	26,742,034	10,854,679	67.0%	27.2%
AMERICAN RELIABLE INS CO	AZ	281,807,630	93,668,130	10,217,280	171,988,060	99,165,533	74,522,545	57.5%	43.2%
AMERICAN ROAD INS CO	MI	482,831,752	214,036,937	19,925,541	99,452,856	80,533,034	6,083,700	77.5%	5.9%
AMERICAN SAFETY CAS INS CO	OK	162,666,480	78,937,110	(1,802,567)	(3,701,984)	(4,282,657)	17,851,592	622.5%	N/A
AMERICAN SECURITY INS CO	DE	1,949,336,062	703,082,244	279,830,073	1,496,004,411	582,166,288	531,973,438	43.1%	39.4%
AMERICAN SENTINEL INS CO	PA	27,845,829	14,061,736	1,013,271	20,892,800	10,503,615	8,328,761	51.7%	41.0%
AMERICAN SERV INS CO INC	IL	111,578,123	38,625,281	(1,645,709)	34,004,609	18,617,862	9,928,216	68.7%	36.6%
AMERICAN SOUTHERN HOME INS CO	FL	126,941,492	35,114,189	1,592,430	30,457,525	14,361,497	14,413,642	50.3%	50.5%
AMERICAN STANDARD INS CO OF WI	WI	384,624,810	310,731,658	11,673,357	0	0	0	0.0%	0.0%
AMERICAN STATES INS CO	IN	1,659,490,650	248,617,576	65,410,083	829,784,294	543,933,651	286,923,639	66.7%	32.7%
AMERICAN STATES PREFERRED INS CO	IN	178,630,879	26,566,126	5,791,656	87,345,717	57,256,173	28,097,218	66.7%	32.7%
AMERICAN SUMMIT INS CO	TX	40,473,850	25,760,965	971,845	23,236,820	14,167,041	7,788,157	63.6%	34.9%

Summary of Financial Condition as of December 31, 2012

Property and Casualty Insurers

COMPANY NAME	STATE	ADMITTED ASSETS	CAPITAL & SURPLUS	NET INCOME	NET PREMIUMS WRITTEN	NET LOSSES & LAE	OTHER EXPENSES	NET LOSS & LAE RATIO	NET OTHER EXPENSE RATIO
AMERICAN SURETY CO	IN	13,784,111	10,988,651	566,502	7,307,756	332,540	6,997,864	4.5%	95.1%
AMERICAN WEST INS CO	ND	11,085,934	9,616,630	(310,258)	5,930,312	4,910,490	1,392,039	88.1%	25.0%
AMERICAN ZURICH INS CO	IL	212,740,660	150,979,691	8,258,633	0	0	0	0.0%	0.0%
AMERISURE INS CO	MI	690,525,912	212,270,032	4,519,549	173,154,535	117,628,007	55,526,734	71.1%	33.6%
AMERISURE MUT INS CO	MI	1,843,390,815	732,873,273	36,109,097	386,711,794	262,702,519	124,009,642	71.1%	33.6%
AMERISURE PARTNERS INS CO	MI	58,453,926	13,476,665	(194,611)	17,315,453	11,762,807	5,552,689	71.1%	33.6%
AMEX ASSUR CO	IL	269,206,023	196,743,038	78,863,223	244,336,257	104,878,245	36,961,122	42.8%	15.1%
AMGUARD INS CO	PA	415,790,969	99,299,150	4,242,124	24,043,339	(17,531,662)	33,409,176	N/A	349.2%
AMICA MUT INS CO	RI	4,391,182,068	2,377,532,644	69,875,840	1,633,426,097	1,210,077,451	356,381,667	76.5%	22.5%
AMTRUST INS CO OF KS INC	KS	29,184,739	12,986,636	1,197,737	3,447,196	2,306,110	(938,253)	76.0%	N/A
ARCH IND INS CO	NE	23,421,373	23,378,691	411,017	0	0	305,662	0.0%	0.0%
ARCH INS CO	MO	2,696,900,436	563,483,215	(23,046,411)	750,005,309	531,883,889	238,221,967	75.6%	33.9%
ARCH REINS CO	NE	1,315,850,677	822,615,128	7,229,039	189,975,441	109,409,568	65,488,750	65.1%	39.0%
ARGONAUT GREAT CENTRAL INS CO	IL	52,973,654	23,227,782	1,928,264	0	0	(4,283)	0.0%	0.0%
ARGONAUT INS CO	IL	1,337,285,269	380,520,639	(13,811,973)	217,819,931	212,730,718	77,271,159	93.0%	33.8%
ARGONAUT MIDWEST INS CO	IL	34,958,425	16,072,621	404,989	0	0	0	0.0%	0.0%
ARIZONA AUTOMOBILE INS CO	AZ	16,707,214	8,251,568	422,264	6,233,015	4,123,446	1,719,777	70.0%	29.2%
ARMED FORCES INS EXCH	KS	112,379,835	44,949,000	(1,209,169)	65,359,057	55,190,161	21,921,126	82.8%	32.9%
ARROWOOD IND CO	DE	1,554,883,177	273,442,347	(18,344,123)	(2,608,738)	19,176,401	64,359,631	N/A	N/A
ASPEN AMER INS CO	TX	277,922,904	172,035,279	(34,649,581)	21,013,812	11,031,833	36,066,483	98.3%	321.4%
ASSOCIATED IND CORP	CA	90,981,351	81,157,354	3,377,333	(12,588,368)	0	0	0.0%	0.0%
ASSOCIATED LOGGERS EXCH	ID	28,242,597	11,625,859	66,021	7,851,226	5,958,143	2,056,620	75.0%	25.9%
ASSURANCE CO OF AMER	NY	36,530,774	19,453,222	973,002	0	0	0	0.0%	0.0%
ASSURED GUAR CORP	MD	2,962,955,275	905,414,685	31,315,881	88,142,197	73,135,072	64,411,646	46.2%	40.7%
ASSURED GUAR MUNICIPAL CORP	NY	4,498,509,986	1,780,051,494	203,313,855	196,093,656	168,728,817	56,907,212	65.6%	22.1%
ATAIN INS CO	TX	48,632,411	29,959,262	2,155,366	8,113,046	3,828,543	1,582,347	56.3%	23.3%
ATLANTA INTL INS CO	NY	48,310,530	22,577,958	(717,282)	0	1,707,853	2,775	0.0%	0.0%
ATLANTIC SPECIALTY INS CO	NY	2,248,366,088	716,737,916	(72,835,292)	850,509,907	200,140,897	115,577,711	68.7%	39.7%
ATRADIUS TRADE CREDIT INS CO	MD	84,469,724	62,635,543	1,078,641	13,789,840	5,949,469	7,186,786	47.3%	57.1%
ATX PREMIER INSURANCE COMPANY	TX	6,934,940	6,928,693	158,348	400,333	684,840	179,548	78.5%	20.6%
AUSTIN MUT INS CO	MN	112,460,866	24,211,458	(133,847)	37,083,548	37,235,123	9,011,832	81.4%	19.7%
AUTO OWNERS INS CO	MI	10,308,075,652	6,590,968,055	260,694,508	2,230,265,979	1,478,722,669	676,794,946	67.0%	30.6%
AUTOMOBILE INS CO OF HARTFORD CT	CT	983,096,013	295,112,849	36,076,682	267,961,518	181,636,530	83,831,193	68.4%	31.5%

Summary of Financial Condition as of December 31, 2012

Property and Casualty Insurers

COMPANY NAME	STATE	ADMITTED ASSETS	CAPITAL & SURPLUS	NET INCOME	NET PREMIUMS WRITTEN	NET LOSSES & LAE	OTHER EXPENSES	NET LOSS & LAE RATIO	NET OTHER EXPENSE RATIO
AUTOONE INS CO	NY	70,058,137	13,242,635	1,496,635	19,823,515	26,115,755	10,048,251	99.0%	38.1%
AVEMCO INS CO	MD	101,851,841	63,406,409	6,658,392	31,383,385	17,395,387	9,439,507	53.7%	29.1%
AXA ART INS CORP	NY	61,642,676	29,882,230	(63,181)	14,337,441	6,480,883	9,124,010	46.8%	65.9%
AXA INS CO	NY	193,165,983	120,689,178	15,970,180	26,423,330	16,466,115	10,533,301	64.2%	41.1%
AXIS INS CO	IL	1,196,493,423	538,877,292	(17,528,716)	227,356,216	176,839,926	81,781,224	80.0%	37.0%
AXIS REINS CO	NY	2,501,184,513	756,801,880	34,973,064	407,527,212	286,753,361	154,703,807	69.3%	37.4%
AXIS SPECIALTY INS CO	CT	93,558,717	64,917,463	4,966,392	(83,881)	(3,930,339)	1,145,810	N/A	N/A
BADGER MUT INS CO	WI	158,003,294	62,274,152	9,755,762	90,809,384	58,194,100	26,814,225	64.1%	29.5%
BALBOA INS CO	CA	580,822,086	441,565,062	281,137,220	(9,303,257)	7,423,527	(909,123)	N/A	10.9%
BANCINSURE INC	OK	57,375,451	222,537	(12,368,231)	(7,040,104)	18,642,008	5,838,328	267.6%	83.8%
BANKERS INS CO	FL	128,694,785	55,141,895	1,537,404	37,197,284	17,414,705	27,079,988	43.9%	68.3%
BANKERS STANDARD FIRE & MARINE CO	PA	192,908,018	70,089,986	1,531,457	40,330,382	34,866,789	7,398,489	89.9%	19.1%
BANKERS STANDARD INS CO	PA	426,020,942	118,396,140	714,594	94,104,226	81,355,842	17,263,140	89.9%	19.1%
BCS INS CO	OH	254,500,945	151,878,746	8,193,324	111,619,376	69,126,263	36,311,519	63.4%	33.3%
BEAZLEY INS CO INC	CT	237,009,995	119,381,470	3,657,632	28,142,593	15,774,113	7,355,804	57.4%	26.8%
BENCHMARK INS CO	KS	136,882,441	50,134,803	3,352,551	34,541,149	18,452,884	11,027,687	56.6%	33.8%
BERKLEY INS CO	DE	10,223,837,721	4,656,251,357	294,521,111	1,719,304,428	1,096,584,329	558,838,132	67.3%	34.3%
BERKLEY NATL INS CO	IA	63,310,124	48,533,722	1,604,774	5,993,821	2,258,025	1,182,684	53.0%	27.8%
BERKLEY REGIONAL INS CO	DE	2,700,795,389	717,313,180	127,177,679	1,185,608,006	677,426,138	419,644,761	58.7%	36.4%
BERKSHIRE HATHAWAY ASSUR CORP	NY	1,841,236,717	1,149,296,746	78,071,981	10,214,551	0	1,623,647	0.0%	4.5%
BERKSHIRE HATHAWAY HOMESTATE INS CO	NE	1,082,981,359	737,039,340	191,619	171,069,796	74,391,257	37,305,108	80.6%	40.4%
BITUMINOUS CAS CORP	IL	719,804,772	274,212,257	24,316,817	178,141,606	113,915,555	45,458,188	65.0%	25.9%
BITUMINOUS FIRE & MARINE INS CO	IL	450,626,680	150,630,816	15,270,276	113,843,550	67,928,248	39,694,419	60.7%	35.4%
BOND SAFEGUARD INS CO	IL	77,995,429	29,345,000	(3,184,421)	37,579,025	25,562,145	19,894,068	64.8%	50.4%
BRISTOL W INS CO	OH	139,844,368	44,966,797	(908,749)	0	1,666,326	1,632	N/A	N/A
BROTHERHOOD MUT INS CO	IN	384,885,706	159,714,741	7,283,209	217,283,335	127,173,880	72,326,479	62.5%	35.5%
CALIFORNIA CAPITAL INS CO	CA	536,578,154	289,671,082	6,649,192	210,761,367	134,791,949	74,054,063	67.2%	36.9%
CALIFORNIA CAS GEN INS CO OF OR	OR	104,099,281	33,373,224	(457,524)	26,169,466	20,723,897	7,875,592	79.9%	30.4%
CALIFORNIA CAS IND EXCH	CA	557,587,652	319,983,150	(1,804,968)	152,655,220	120,888,228	45,940,964	79.9%	30.4%
CALIFORNIA CAS INS CO	OR	120,371,273	89,722,110	(139,523)	17,446,311	13,815,797	5,250,394	79.9%	30.4%
CALIFORNIA INS CO	CA	443,880,546	244,661,423	47,582,838	136,238,327	17,116,382	41,514,538	12.6%	30.6%
CAMDEN FIRE INS ASSOC	NJ	16,658,166	16,110,942	268,841	0	0	22,000	0.0%	0.0%
CAMICO MUT INS CO	CA	110,254,555	38,198,592	1,110,307	24,955,152	16,515,747	8,748,309	68.6%	36.3%

Summary of Financial Condition as of December 31, 2012

Property and Casualty Insurers

COMPANY NAME	STATE	ADMITTED ASSETS	CAPITAL & SURPLUS	NET INCOME	NET PREMIUMS WRITTEN	NET LOSSES & LAE	OTHER EXPENSES	NET LOSS & LAE RATIO	NET OTHER EXPENSE RATIO
CAMPED CAS & IND CO INC	NH	19,264,339	19,244,231	437,227	0	0	0	0.0%	0.0%
CANAL INS CO	SC	831,012,993	421,255,244	6,169,017	200,055,708	155,002,107	67,021,249	79.1%	34.2%
CAPITOL IND CORP	WI	386,027,095	162,459,564	7,319,758	104,382,974	60,367,291	53,388,346	59.6%	52.7%
CAPSON PHYSICIANS INS CO	TX	15,753,045	7,671,495	(3,156,727)	6,369,377	1,971,164	4,699,001	58.6%	139.7%
CAROLINA CAS INS CO	IA	317,738,389	242,696,511	11,559,490	0	0	122,696	0.0%	0.0%
CASTLEPOINT NATL INS CO	IL	479,475,670	119,998,437	(11,681,642)	187,381,205	139,486,321	71,793,871	74.7%	38.4%
CASUALTY UNDERWRITERS INS CO	UT	6,037,263	4,344,180	(697,686)	524,978	1,001,986	283,592	227.5%	64.4%
CATERPILLAR INS CO	MO	575,646,880	203,920,934	41,532,628	199,232,904	79,867,806	22,861,713	51.0%	14.6%
CATLIN IND CO	DE	96,506,701	76,548,081	133,931	5,304,801	3,501,745	1,241,623	71.2%	25.3%
CATLIN INS CO	TX	177,787,247	64,056,188	883,863	37,131,788	24,512,185	8,724,125	71.2%	25.4%
CEM INS CO	IL	12,387,697	4,508,380	(472,672)	7,790,948	5,174,531	3,275,938	71.2%	45.1%
CENSTAT CAS CO	NE	15,070,754	14,464,675	704,521	793,864	77,249	188,613	9.8%	21.3%
CENTRAL STATES IND CO OF OMAHA	NE	335,051,415	285,535,166	13,075,317	32,198,463	5,827,631	23,925,318	18.3%	75.3%
CENTRE INS CO	DE	96,159,546	25,334,130	3,357,684	(11,212)	(2,303,792)	388,318	N/A	N/A
CENTURION CAS CO	IA	121,561,081	118,255,158	13,500,294	17,616,186	1,029,528	2,812,238	5.8%	15.9%
CENTURY IND CO	PA	967,526,793	25,000,000	38,562,084	0	(36,190,511)	3,204,722	0.0%	0.0%
CENTURY NATL INS CO	CA	531,636,370	336,926,098	9,742,176	117,362,204	76,575,992	43,186,891	66.6%	37.5%
CHARTER OAK FIRE INS CO	CT	918,495,654	232,171,082	32,016,386	248,402,283	168,378,388	77,712,128	68.4%	31.5%
CHARTIS CAS CO	PA	44,748,491	42,651,606	852,385	0	0	0	0.0%	0.0%
CHARTIS PROP CAS CO	PA	3,475,695,782	1,080,168,450	667,967,241	615,284,192	553,722,003	175,975,767	87.1%	27.7%
CHEROKEE INS CO	MI	330,334,592	138,102,450	15,538,517	134,727,732	115,843,253	12,663,098	92.0%	10.1%
CHICAGO INS CO	IL	63,599,241	54,733,752	2,945,552	(18,882,517)	0	0	0.0%	0.0%
CHUBB IND INS CO	NY	328,451,107	112,243,929	8,861,689	43,386,563	29,123,211	12,952,939	67.3%	29.9%
CHUBB NATL INS CO	IN	262,299,950	116,214,830	8,818,960	43,386,563	29,123,211	12,954,578	67.3%	29.9%
CHURCH MUT INS CO	WI	1,229,671,441	415,279,462	78,079,733	492,495,716	323,704,877	121,507,189	66.4%	24.9%
CIFG ASSUR N AMER INC	NY	757,999,775	377,055,000	(212,191,154)	33,018,859	254,688,374	17,470,498	621.3%	42.6%
CIM INS CORP	MI	17,526,944	16,863,659	268,871	0	0	4	0.0%	0.0%
CINCINNATI CAS CO	OH	329,294,196	292,646,666	9,760,026	0	0	0	0.0%	0.0%
CINCINNATI INS CO	OH	9,767,259,501	3,913,597,978	334,671,779	3,380,254,859	2,072,501,782	1,052,368,670	63.7%	32.3%
CITIZENS INS CO OF AMER	MI	1,525,109,120	682,634,545	55,815,751	716,850,402	517,560,844	197,788,635	74.0%	28.3%
CIVIL SERV EMPLOYEES INS CO	CA	212,228,215	111,623,541	751,205	86,805,315	61,615,102	30,306,860	72.6%	35.7%
CLAREMONT LIAB INS CO	CA	58,568,518	15,658,852	(365,643)	0	0	1,126,294	0.0%	0.0%
CLARENDON NATL INS CO	NJ	656,017,159	260,252,063	(7,101,115)	(2,849,609)	(8,777,859)	11,919,329	308.3%	N/A

Summary of Financial Condition as of December 31, 2012 **Property and Casualty Insurers**

COMPANY NAME	STATE	ADMITTED ASSETS	CAPITAL & SURPLUS	NET INCOME	NET PREMIUMS WRITTEN	NET LOSSES & LAE	OTHER EXPENSES	NET LOSS & LAE RATIO	NET OTHER EXPENSE RATIO
CLEARWATER INS CO	DE	1,200,675,508	348,896,427	(105,122,899)	214,435	105,682,879	13,589,775	N/A	N/A
CLEARWATER SELECT INS CO	DE	118,599,401	111,273,830	6,028,836	(7,137)	208,372	154,724	N/A	N/A
CLERMONT INS CO	IA	23,052,575	20,577,187	413,744	0	0	0	0.0%	0.0%
CMG MORTGAGE ASSUR CO	WI	7,222,860	4,908,259	(8,665,087)	209,141	(100,450)	155,957	N/A	73.4%
CMG MORTGAGE INS CO	WI	344,598,861	109,520,859	8,147,601	80,281,054	91,186,460	21,839,140	113.1%	27.1%
COFACE N AMER INS CO	MA	142,098,588	69,658,031	19,336,403	42,396,627	(1,068,976)	13,528,989	N/A	32.3%
COLISEUM REINS CO	DE	506,239,802	364,900,456	25,476,624	1,245,456	645,518	6,000,741	51.7%	480.9%
COLONIAL AMER CAS & SURETY CO	MD	24,420,360	23,000,311	999,983	0	0	0	0.0%	0.0%
COLONIAL SURETY CO	PA	43,411,493	23,607,146	2,736,051	7,792,212	994,102	3,267,411	13.2%	43.5%
COLONY SPECIALTY INS CO	OH	71,648,264	25,205,328	720,712	0	0	0	0.0%	0.0%
COLORADO CAS INS CO	NH	23,037,986	23,016,968	648,428	0	0	0	0.0%	0.0%
COLUMBIA INS CO	NE	15,069,760,354	10,432,500,220	421,185,644	611,031,061	340,714,373	112,344,124	60.4%	19.9%
COLUMBIA MUT INS CO	MO	365,029,048	136,278,903	(13,794,254)	171,953,181	146,180,178	50,206,440	87.9%	30.1%
COMMERCE & INDUSTRY INS CO	NY	7,350,738,899	2,041,463,953	131,737,102	1,353,625,222	1,193,234,398	378,746,455	85.3%	27.1%
COMMERCIAL CAS INS CO	CA	129,658,225	69,001,605	3,526,358	521	32,483	715,952	N/A	N/A
COMMONWEALTH INS CO OF AMER	WA	23,875,509	16,150,550	1,178,318	(1,720,980)	3,817,622	1,241,180	90.1%	29.3%
COMPANION COMMERCIAL INS CO	SC	22,763,819	19,148,321	(34,709)	0	0	0	0.0%	0.0%
COMPANION PROP & CAS INS CO	SC	863,319,670	241,918,935	(29,620,280)	347,180,580	282,781,510	97,100,194	86.3%	29.6%
COMPWEST INS CO	CA	313,581,448	105,821,520	3,974,095	41,493,370	18,443,360	6,307,170	73.8%	25.2%
CONSTITUTION INS CO	NY	12,725,824	12,271,411	(68,657)	365,625	0	216,791	0.0%	N/A
CONSUMERS INS USA INC	TN	57,426,637	19,053,825	(3,320,741)	40,203,781	34,537,768	14,397,702	84.5%	35.2%
CONTINENTAL CAS CO	IL	41,292,197,226	9,998,353,955	348,217,065	6,162,509,465	5,208,762,823	1,978,914,607	94.8%	36.0%
CONTINENTAL HERITAGE INS CO	FL	7,193,130	6,563,558	437,476	1,115,983	(3,255)	654,557	N/A	56.3%
CONTINENTAL IND CO	IA	91,927,903	42,645,833	8,618,691	25,493,444	3,187,715	8,854,299	12.6%	34.9%
CONTINENTAL INS CO	PA	2,708,481,005	1,322,961,124	41,382,010	0	47,618,332	0	0.0%	0.0%
CONTINENTAL WESTERN INS CO	IA	229,682,969	82,913,642	3,016,132	0	0	0	0.0%	0.0%
CONTRACTORS BONDING & INS CO	WA	190,716,426	101,431,933	14,108,222	48,684,422	8,669,330	28,707,877	17.5%	58.0%
COPIC INS CO	CO	524,984,987	238,946,490	27,848,062	88,175,023	49,543,113	19,237,598	56.5%	21.9%
COREPOINTE INS CO	MI	219,469,324	132,257,670	(7,162,220)	42,131,981	28,926,498	18,981,571	94.2%	61.3%
COUNTRY CAS INS CO	IL	77,048,522	66,405,903	1,131,888	0	0	0	0.0%	0.0%
COUNTRY MUT INS CO	IL	3,930,725,164	1,635,900,323	47,128,030	1,979,703,774	1,482,427,570	576,192,354	75.5%	29.3%
COUNTRY PREF INS CO	IL	177,029,741	65,048,661	1,397,216	0	0	0	0.0%	0.0%
COURTESY INS CO	FL	627,178,337	265,036,720	29,797,892	138,600,469	44,142,699	24,650,712	45.1%	25.2%

Summary of Financial Condition as of December 31, 2012

Property and Casualty Insurers

COMPANY NAME	STATE	ADMITTED ASSETS	CAPITAL & SURPLUS	NET INCOME	NET PREMIUMS WRITTEN	NET LOSSES & LAE	OTHER EXPENSES	NET LOSS & LAE RATIO	NET OTHER EXPENSE RATIO
CRUM & FORSTER IND CO	DE	40,699,249	14,492,226	(191,151)	10,657,659	8,436,742	3,299,239	81.2%	31.8%
CSE SAFEGUARD INS CO	CA	87,734,297	38,890,961	415,242	43,337,583	30,761,365	15,130,711	72.6%	35.7%
CUMIS INS SOCIETY INC	IA	1,636,907,074	562,047,976	29,061,300	553,133,732	343,058,967	175,901,594	63.5%	32.5%
CYPRESS INS CO	CA	1,065,166,762	207,181,232	12,659,579	265,507,355	279,491,827	46,770,531	85.7%	14.3%
DAIRYLAND INS CO	WI	1,128,979,953	480,790,856	21,666,365	302,281,672	224,277,190	87,689,928	77.3%	30.2%
DAKOTA FIRE INS CO	ND	181,434,626	47,129,684	4,423,144	80,434,350	51,214,337	26,680,573	66.2%	34.5%
DAKOTA TRUCK UNDERWRITERS	SD	94,173,797	35,105,654	3,323,380	35,579,537	24,924,811	9,011,349	73.1%	26.4%
DALLAS NATL INS CO	TX	327,709,345	57,606,616	(4,666,130)	96,736,089	77,532,405	28,928,255	83.6%	31.2%
DANIELSON NATL INS CO	CA	18,564,330	6,075,622	(213,307)	3,973,662	3,414,940	1,648,399	78.4%	37.8%
DARWIN NATL ASSUR CO	DE	737,041,375	368,422,007	15,665,302	98,653,170	58,174,516	23,015,869	74.2%	29.3%
DEALERS ASSUR CO	OH	74,079,957	45,952,659	5,223,669	11,622,834	925,601	3,996,146	8.4%	36.3%
DENTISTS BENEFITS INS CO	OR	18,235,574	12,226,320	371,132	4,880,950	2,738,272	2,117,594	54.5%	42.2%
DENTISTS INS CO	CA	277,609,974	156,938,057	1,961,698	50,271,701	39,511,000	13,951,870	76.7%	27.1%
DEPOSITORS INS CO	IA	215,715,004	35,773,590	602,090	0	0	0	0.0%	0.0%
DEVELOPERS SURETY & IND CO	IA	116,129,713	74,531,255	1,996,139	38,817,517	11,757,414	25,448,092	32.3%	70.0%
DIAMOND STATE INS CO	IN	154,076,906	101,085,604	4,329,190	8,491,915	6,466,304	3,583,754	75.6%	41.9%
DIRECT NATL INS CO	AR	18,079,475	7,083,475	370,558	12,940,326	9,719,822	2,890,590	80.1%	23.8%
DISCOVER PROP & CAS INS CO	IL	148,799,527	63,194,907	3,987,268	27,382,929	18,561,376	8,566,661	68.4%	31.5%
DOCTORS CO AN INTERINS EXCH	CA	2,769,500,670	1,358,348,895	120,871,424	596,528,843	403,909,176	118,162,349	69.1%	20.2%
DORINCO REINS CO	MI	1,553,300,220	524,009,249	54,369,864	208,366,338	160,940,730	33,322,995	77.4%	16.0%
EAGLE W INS CO	CA	107,702,402	43,735,556	1,138,774	55,281,672	35,355,267	19,424,016	67.2%	36.9%
EASTGUARD INS CO	PA	104,182,453	32,895,045	3,112,817	2,676,231	(7,547,421)	6,605,196	N/A	N/A
ECONOMY FIRE & CAS CO	IL	450,622,529	364,121,846	18,202,004	0	0	0	0.0%	0.0%
ECONOMY PREFERRED INS CO	IL	21,593,640	9,885,233	343,120	0	0	0	0.0%	0.0%
ECONOMY PREMIER ASSUR CO	IL	87,686,355	42,401,560	1,740,974	0	0	0	0.0%	0.0%
ELECTRIC INS CO	MA	1,442,439,660	481,674,749	25,644,936	367,031,269	292,023,281	67,934,646	85.5%	19.9%
EMPIRE FIRE & MARINE INS CO	NE	110,898,846	52,971,297	2,958,680	0	0	0	0.0%	0.0%
EMPLOYERS ASSUR CO	FL	474,340,025	152,929,312	1,593,707	56,967,580	28,790,250	17,102,940	57.4%	34.1%
EMPLOYERS COMPENSATION INS CO	CA	1,477,787,941	292,876,003	5,842,570	153,812,466	77,733,676	46,118,347	57.4%	34.1%
EMPLOYERS FIRE INS CO	MA	20,065,092	19,432,889	3,402,247	4,853,922	7,266,620	5,507,997	56.9%	43.0%
EMPLOYERS INS OF WAUSAU	WI	3,940,708,266	1,229,734,362	(47,693,034)	1,044,484,494	891,024,846	312,859,367	90.3%	31.7%
EMPLOYERS INS CO OF NV	NV	1,968,815,463	295,471,911	6,283,015	301,928,173	152,588,328	77,731,831	57.4%	29.2%
EMPLOYERS MUT CAS CO	IA	2,308,941,711	963,023,864	36,110,418	772,891,757	494,771,350	254,707,198	66.4%	34.2%

Summary of Financial Condition as of December 31, 2012

Property and Casualty Insurers

NAIC Data Current as of July 1, 2013

COMPANY NAME	STATE	ADMITTED ASSETS	CAPITAL & SURPLUS	NET INCOME	NET PREMIUMS WRITTEN	NET LOSSES & LAE	OTHER EXPENSES	NET LOSS & LAE RATIO	NET OTHER EXPENSE RATIO
EMPLOYERS PREFERRED INS CO	FL	580,620,781	206,203,245	(209,116)	56,967,580	28,790,251	16,795,447	57.4%	33.5%
ENCOMPASS IND CO	IL	25,852,379	24,510,574	422,455	0	0	0	0.0%	0.0%
ENDURANCE AMER INS CO	DE	1,305,183,484	231,002,377	(71,411,213)	357,974,750	363,792,778	88,074,448	103.1%	19.3%
ENDURANCE REINS CORP OF AMER	DE	1,466,574,038	587,417,364	(19,903,235)	239,822,880	195,460,068	101,517,109	81.6%	42.4%
ENDURANCE RISK SOLUTIONS ASSUR CO	DE	258,637,825	59,186,533	(25,441,550)	135,084,811	137,280,293	25,688,471	103.1%	19.3%
ENUNCLAWPROP & CAS INS CO	WA	8,481,613	7,670,594	115,520	0	0	0	0.0%	0.0%
EQUITY INS CO	TX	75,327,675	29,481,842	329,325	37,820,498	32,647,752	10,978,636	89.6%	30.1%
ESSENT GUAR INC	PA	246,202,760	163,789,583	(16,278,453)	66,835,710	1,298,429	59,981,028	3.3%	154.7%
ESSENTIA INS CO	MO	8,466,573	8,389,513	997,309	(8,144,568)	0	0	0.0%	0.0%
ESURANCE INS CO OF NJ	WI	12,296,940	9,348,719	1,731,317	0	0	0	0.0%	0.0%
ESURANCE PROP & CAS INS CO	CA	74,192,913	35,726,675	7,355,130	0	0	0	0.0%	0.0%
EULER HERMES N AMER INS CO	MD	388,400,822	153,811,664	26,923,807	86,304,898	16,444,231	31,891,038	22.0%	42.6%
EVEREST NATL INS CO	DE	836,112,931	119,951,094	224,001	87,865,209	74,011,104	18,896,125	84.8%	21.7%
EVEREST REINS CO	DE	9,046,691,136	2,612,995,041	359,816,078	1,581,037,397	1,080,845,593	392,812,537	64.9%	23.6%
EVERGREEN NATL IND CO	OH	50,763,235	33,651,831	2,799,661	11,897,509	(396,453)	9,144,056	N/A	78.4%
EVERSPAN FIN GUAR CORP	WI	211,708,103	204,496,223	8,469,913	(50,830)	61,838	740,260	1.8%	21.1%
EXCESS SHARE INS CORP	OH	51,729,834	20,481,357	34,150	1,302,898	240,000	1,432,610	18.4%	110.0%
EXECUTIVE RISK IND INC	DE	2,899,922,490	1,100,637,199	115,396,328	694,187,586	466,000,145	207,333,587	67.3%	29.9%
EXPLORER INS CO	CA	169,870,376	47,278,242	3,753,056	66,011,064	46,373,374	17,636,533	71.3%	27.1%
FACTORY MUT INS CO	RI	12,239,933,900	7,525,122,066	612,059,792	2,855,317,888	1,699,334,284	706,957,339	59.8%	24.9%
FAIR AMER INS & REINS CO	NY	291,833,029	250,928,656	64,330,449	66,759,409	78,445,616	39,926,929	65.2%	33.2%
FAIRMONT INS CO	CA	28,141,049	11,503,751	643,010	(35,358)	225,047	246,831	N/A	N/A
FAIRMONT PREMIER INS CO	CA	116,707,354	89,027,587	553,526	(54,396)	346,223	379,740	N/A	N/A
FAIRMONT SPECIALTY INS CO	CA	143,634,366	68,434,966	4,934,595	(182,227)	1,159,858	1,275,400	N/A	N/A
FARM BUREAU MUT INS CO OF ID	ID	396,576,708	220,728,758	(8,910,060)	137,379,884	119,242,842	40,030,046	86.9%	29.2%
FARMERS ALLIANCE MUT INS CO	KS	276,373,104	132,727,815	(3,558,295)	120,505,100	90,775,416	36,541,310	77.3%	31.1%
FARMERS INS CO OF ID	ID	186,623,207	66,620,121	975,006	103,914,579	72,965,538	33,909,138	71.2%	33.1%
FARMERS INS EXCH	CA	15,530,166,955	3,750,799,663	(162,022,225)	7,170,105,961	5,196,069,014	2,339,914,745	73.4%	33.1%
FARMERS MUT HAIL INS CO OF IA	IA	879,945,933	317,547,236	(15,068,122)	470,445,460	432,177,619	64,973,867	92.6%	13.9%
FARMERS UNION MUT INS CO	MT	50,366,555	28,019,028	(768,768)	15,412,239	12,183,103	6,079,856	81.9%	40.9%
FARMINGTON CAS CO	CT	1,002,985,303	269,242,652	29,738,285	289,492,677	196,220,486	90,562,169	68.4%	31.5%
FARMLAND MUT INS CO	IA	439,283,862	160,409,858	(1,455,959)	149,727,059	105,765,293	51,960,274	71.9%	35.3%
FEDERAL INS CO	IN	31,246,667,594	13,841,016,034	1,564,704,137	6,586,386,030	4,254,874,759	2,008,936,530	64.8%	30.6%

Summary of Financial Condition as of December 31, 2012

Property and Casualty Insurers

COMPANY NAME	STATE	ADMITTED ASSETS	CAPITAL & SURPLUS	NET INCOME	NET PREMIUMS WRITTEN	NET LOSSES & LAE	OTHER EXPENSES	NET LOSS & LAE RATIO	NET OTHER EXPENSE RATIO
FEDERATED MUT INS CO	IN	4,233,760,432	2,365,441,018	106,108,609	942,273,039	674,758,584	279,435,246	74.6%	30.9%
FEDERATED RURAL ELECTRIC INS EXCH	KS	432,219,498	136,622,304	19,355,144	113,473,541	89,490,651	17,838,963	78.9%	15.7%
FEDERATED SERV INS CO	MN	377,338,008	171,126,327	8,352,220	104,697,005	74,973,185	31,048,381	74.6%	30.9%
FIDELITY & DEPOSIT CO OF MD	MD	233,694,113	183,579,567	8,319,838	0	0	0	0.0%	0.0%
FIDELITY & GUAR INS CO	IA	19,507,977	19,264,188	507,052	0	0	0	0.0%	0.0%
FIDELITY & GUAR INS UNDERWRITERS INC	WI	194,799,998	99,207,920	3,506,744	19,559,235	13,258,122	6,119,033	68.4%	31.5%
FIDELITY NATL INS CO	CA	278,973,135	137,575,518	(1,975,024)	143,439,810	99,509,514	50,542,644	72.1%	36.6%
FIDELITY NATL PROP & CAS INS CO	NY	112,175,445	104,610,224	7,181,753	1,468,653	0	(587,246)	0.0%	N/A
FINANCIAL AMER PROP & CAS INS CO	TX	13,086,555	10,573,527	(239,593)	924,889	177,791	1,179,694	25.6%	170.1%
FINANCIAL CAS & SURETY INC	TX	18,397,667	12,000,000	1,952,469	12,757,367	1,804,401	7,584,867	14.1%	59.5%
FINANCIAL IND CO	IL	87,800,387	27,699,103	1,262,901	0	0	1,610	0.0%	0.0%
FINANCIAL PACIFIC INS CO	CA	206,012,056	84,380,041	10,157,352	52,426,502	35,520,630	11,321,474	70.5%	22.5%
FIRE INS EXCH	CA	2,204,004,831	662,218,256	(10,706,513)	1,039,145,791	751,676,557	339,091,444	73.3%	33.1%
FIREMAN'S FUND INS CO	CA	11,835,782,853	2,522,133,192	(814,832,282)	3,638,155,824	3,530,917,149	944,531,756	103.2%	27.6%
FIREMENS INS CO OF WASHINGTON DC	DE	82,469,218	29,947,470	1,208,038	0	0	0	0.0%	0.0%
FIRST AMER PROP & CAS INS CO	CA	87,915,605	42,414,633	5,279,199	50,646,329	23,650,783	21,142,041	49.0%	43.8%
FIRST COLONIAL INS CO	FL	350,843,740	183,595,068	42,266,812	64,836,932	17,676,116	14,150,536	24.9%	19.9%
FIRST DAKOTA IND CO	SD	37,934,788	10,349,821	697,026	15,985,010	11,198,104	4,048,575	73.1%	26.4%
FIRST FIN INS CO	IL	507,216,419	354,721,403	18,836,102	32,328,135	7,822,869	12,309,112	26.2%	41.2%
FIRST LIBERTY INS CORP	IL	52,743,594	20,906,385	(1,179,593)	13,056,058	11,137,812	3,910,739	90.3%	31.7%
FIRST NATL INS CO OF AMER	NH	228,769,845	48,471,858	4,413,209	87,345,717	57,256,173	28,097,218	66.7%	32.7%
FIRST NONPROFIT INS CO	DE	147,515,838	48,850,417	(2,735,324)	56,109,186	39,539,526	23,976,083	66.9%	40.5%
FIRSTCOMP INS CO	NE	283,222,392	90,410,211	2,823,004	49,692,164	39,727,876	16,900,593	77.9%	33.1%
FLORISTS MUT INS CO	IL	159,759,783	41,581,174	(1,997,178)	61,108,462	49,633,966	18,347,625	82.2%	30.4%
FOREMOST INS CO GRAND RAPIDS MI	MI	1,774,411,860	993,538,191	40,352,565	0	(19,114,895)	0	0.0%	0.0%
FOREMOST PROP & CAS INS CO	MI	54,041,659	17,084,779	450,587	0	0	(130,780)	0.0%	0.0%
FOREMOST SIGNATURE INS CO	MI	24,317,964	19,602,566	293,012	0	0	(43,678)	0.0%	0.0%
FORTRESS INS CO	IL	65,912,447	29,617,393	1,059,798	3,783,040	2,749,088	1,340,909	74.0%	36.1%
FRANKENMUTH MUT INS CO	MI	1,015,849,791	389,820,850	29,197,916	396,762,112	281,267,935	110,906,859	70.2%	27.7%
FREEDOM SPECIALTY INS CO	OH	25,296,472	11,578,349	310,251	0	0	0	0.0%	0.0%
GARRISON PROP & CAS INS CO	TX	1,107,945,192	417,830,268	22,884,259	617,665,346	497,049,013	81,870,178	83.6%	13.8%
GATEWAY INS CO	MO	53,456,310	10,221,796	(12,139,002)	20,079,800	28,694,178	8,936,461	118.6%	36.9%
GEICO ADVANTAGE INS CO	NE	249,134,354	208,245,754	(17,132,016)	44,300,955	23,917,189	22,868,457	102.7%	98.2%

Summary of Financial Condition as of December 31, 2012

Property and Casualty Insurers

COMPANY NAME	STATE	ADMITTED ASSETS	CAPITAL & SURPLUS	NET INCOME	NET PREMIUMS WRITTEN	NET LOSSES & LAE	OTHER EXPENSES	NET LOSS & LAE RATIO	NET OTHER EXPENSE RATIO
GEICO CAS CO	MD	1,712,582,816	661,826,751	(251,938,328)	1,381,774,471	1,039,430,363	486,111,160	87.7%	41.0%
GEICO CHOICE INS CO	NE	248,518,076	212,871,847	(12,494,258)	40,081,038	22,021,884	15,587,193	104.2%	73.7%
GEICO GEN INS CO	MD	184,207,547	114,370,875	1,713,904	0	0	0	0.0%	0.0%
GEICO IND CO	MD	6,443,734,584	2,748,880,383	607,679,984	4,206,689,230	2,880,585,633	655,454,512	69.0%	15.7%
GEICO SECURE INS CO	NE	238,855,169	220,307,541	(5,091,736)	21,102,712	10,152,658	7,288,350	92.2%	66.0%
GEM STATE INS CO	ID	8,796,002	6,599,365	479,589	2,822,523	1,502,400	939,339	54.0%	33.8%
GENERAL CAS CO OF WI	WI	1,024,950,372	448,105,925	(112,102)	280,223,293	248,291,542	102,811,104	73.5%	30.4%
GENERAL FIDELITY INS CO	SC	482,463,513	258,180,680	73,100,048	(255,671)	(66,589,565)	12,685,251	N/A	443.1%
GENERAL INS CO OF AMER	NH	1,999,941,310	307,140,582	85,339,499	1,004,475,724	858,445,998	323,118,090	66.7%	32.7%
GENERAL REINS CORP	DE	15,532,940,459	10,693,198,729	432,900,478	567,455,509	302,727,474	203,298,205	54.8%	36.8%
GENERAL SECURITY NATL INS CO	NY	387,718,085	91,517,338	(8,830,898)	116,795,640	84,993,218	36,272,916	80.0%	34.1%
GENERAL STAR NATL INS CO	DE	250,653,902	181,189,978	7,397,955	9,155,380	(2,084,674)	6,540,494	N/A	62.2%
GENERALI US BRANCH	NY	62,166,061	27,794,567	65,578	36,560,217	19,181,203	17,191,263	52.5%	47.0%
GENESIS INS CO	CT	189,749,161	135,167,920	5,918,082	8,616,106	(1,740,450)	3,180,944	N/A	38.8%
GENWORTH FINANCIAL ASSUR CORP	NC	13,142,636	13,139,759	(5,691,378)	277,012	9,287,284	182,583	N/A	65.6%
GENWORTH HOME EQUITY INS CORP	NC	12,429,587	12,421,591	123,668	0	(397)	175,191	0.0%	0.0%
GENWORTH MORTGAGE INS CORP	NC	2,247,302,535	485,592,857	(152,306,614)	455,331,129	629,330,427	131,578,703	139.4%	29.1%
GENWORTH MORTGAGE INS CORP OF NC	NC	450,151,154	148,619,855	27,533,105	51,624,854	51,314,967	887,306	99.6%	1.7%
GENWORTH RESIDENTIAL MORTGAGE ASSUR	NC	93,126,355	81,261,914	2,986,304	8,103,468	426,850	2,063,602	7.8%	37.7%
GENWORTH RESIDENTIAL MORTGAGE INS CO	NC	220,390,870	94,797,216	(10,144,896)	39,801,899	38,585,707	9,458,325	92.7%	22.7%
GEOVERA INS CO	CA	88,237,776	29,806,901	9,503,087	24,595,044	7,376,068	5,588,742	31.0%	23.5%
GLOBAL REINS CORP OF AMER	NY	552,861,793	262,168,454	63,939,135	(356,927)	(37,385,419)	20,023,559	N/A	N/A
GMAC INS CO ONLINE INC	MO	22,556,591	10,027,269	3,048,554	(15,033,409)	0	(4,052)	0.0%	0.0%
GOVERNMENT EMPLOYEES INS CO	MD	19,089,625,624	8,017,590,917	1,025,963,395	11,118,717,738	8,829,957,792	1,513,749,575	80.2%	13.7%
GRANGE INS ASSN	WA	242,373,284	122,870,927	3,893,130	125,290,412	91,673,992	36,160,521	74.0%	29.2%
GRANITE RE INC	OK	30,376,247	15,338,880	54,078	20,820,290	3,362,943	15,460,241	18.1%	83.0%
GRANITE STATE INS CO	PA	42,447,858	39,271,235	779,452	0	0	0	0.0%	0.0%
GRAY INS CO	LA	290,853,227	103,140,581	7,003,709	63,028,818	33,032,241	28,144,134	53.4%	45.5%
GREAT AMER ALLIANCE INS CO	OH	31,293,415	30,853,437	688,987	0	0	0	0.0%	0.0%
GREAT AMER ASSUR CO	OH	21,328,084	18,608,186	440,533	0	0	0	0.0%	0.0%
GREAT AMER INS CO	OH	5,132,593,204	1,489,644,876	141,061,284	1,862,433,879	1,183,370,202	618,185,027	65.4%	34.2%
GREAT AMER INS CO OF NY	NY	46,837,412	45,231,164	1,139,873	0	0	0	0.0%	0.0%
GREAT AMER SECURITY INS CO	OH	20,915,745	19,217,963	400,411	0	0	0	0.0%	0.0%

Summary of Financial Condition as of December 31, 2012

Property and Casualty Insurers

COMPANY NAME	STATE	ADMITTED ASSETS	CAPITAL & SURPLUS	NET INCOME	NET PREMIUMS WRITTEN	NET LOSSES & LAE	OTHER EXPENSES	NET LOSS & LAE RATIO	NET OTHER EXPENSE RATIO
GREAT AMER SPIRIT INS CO	OH	22,547,257	21,200,339	506,569	0	0	0	0.0%	0.0%
GREAT DIVIDE INS CO	ND	234,287,025	65,277,726	4,595,148	53,091,090	34,668,734	12,870,820	69.7%	25.9%
GREAT MIDWEST INS CO	TX	86,859,859	53,057,974	(895,934)	25,644,469	9,320,504	9,738,704	63.8%	66.6%
GREAT NORTHERN INS CO	IN	1,625,555,808	438,592,271	54,184,036	347,093,866	233,000,084	103,652,229	67.3%	29.9%
GREAT NORTHWEST INS CO	IN	20,943,161	6,380,405	(202,628)	2	899,989	492,045	0.0%	0.0%
GREAT WEST CAS CO	NE	1,635,630,279	514,901,861	44,096,380	668,793,415	475,112,952	149,311,114	74.0%	23.3%
GREATER NY MUT INS CO	NY	859,641,524	388,586,360	2,871,987	179,204,200	133,277,570	59,906,884	75.0%	33.7%
GREENWICH INS CO	DE	1,102,566,830	440,799,713	9,370,254	155,296,537	109,642,919	58,360,795	73.4%	39.1%
GUARANTEE CO OF N AMER USA	MI	214,272,135	141,723,437	2,680,130	26,087,162	12,018,021	19,041,145	49.5%	73.4%
GUARANTEE INS CO	FL	323,044,908	43,930,909	(14,249,189)	107,043,461	119,866,102	6,305,257	115.4%	6.1%
GUIDEONE AMER INS CO	IA	11,702,727	10,069,615	204,721	0	0	0	0.0%	0.0%
GUIDEONE ELITE INS CO	IA	26,513,856	20,400,191	472,208	0	0	0	0.0%	0.0%
GUIDEONE MUT INS CO	IA	1,134,816,016	423,389,410	24,416,001	295,711,362	171,463,222	107,484,738	59.8%	37.5%
GUIDEONE SPECIALTY MUT INS CO	IA	250,194,649	91,323,590	5,270,115	73,927,840	42,865,806	27,237,085	59.8%	38.0%
HALLMARK INS CO	AZ	192,593,117	69,856,142	4,052,945	81,343,898	62,415,108	29,651,519	71.9%	34.2%
HANOVER AMER INS CO	NH	28,169,213	27,835,943	826,577	0	0	0	0.0%	0.0%
HANOVER INS CO	NH	5,696,503,340	1,518,865,942	(42,620,549)	2,861,514,918	1,958,756,285	937,701,929	76.1%	36.4%
HARCO NATL INS CO	IL	309,557,015	142,640,874	3,409,090	58,095,387	42,456,977	19,788,180	83.9%	39.1%
HARLEYSVILLE INS CO	PA	153,353,864	26,679,822	(1,888,302)	47,130,971	31,693,471	16,682,873	72.0%	37.9%
HARTFORD ACCIDENT & IND CO	CT	11,063,287,312	3,107,554,297	362,154,292	3,218,338,232	2,348,998,996	935,754,042	72.7%	28.9%
HARTFORD CAS INS CO	IN	2,196,489,846	907,316,412	82,191,295	541,476,298	395,212,434	157,437,970	72.7%	28.9%
HARTFORD FIRE IN CO	CT	24,620,337,797	13,012,537,573	735,599,936	4,085,684,815	2,982,057,459	1,187,941,044	72.7%	28.9%
HARTFORD INS CO OF THE MIDWEST	IN	470,143,468	352,740,232	20,954,012	49,225,119	35,928,403	14,312,543	72.7%	28.9%
HARTFORD STEAM BOIL INSPEC & INS CO	CT	1,353,891,212	649,219,018	128,023,376	668,354,285	173,288,418	367,944,473	26.8%	56.9%
HARTFORD STEAM BOIL INSPEC INS CO CT	CT	97,518,214	48,205,851	12,905,378	29,873,947	8,130,285	4,093,826	28.1%	14.2%
HARTFORD UNDERWRITERS INS CO	CT	1,558,032,772	614,264,437	53,180,330	393,800,947	287,427,225	114,500,342	72.7%	28.9%
HDI GERLING AMER INS CO	IL	320,042,819	131,618,227	12,017,153	5,006,625	988,142	(4,511,293)	21.5%	N/A
HERITAGE CAS INS CO	KS	66,335,993	66,213,653	1,879,737	339	(25,449)	743,607	N/A	N/A
HERITAGE IND CO	CA	206,882,135	104,957,624	9,560,956	47,340,337	36,346,035	13,579,240	65.3%	24.4%
HIGHMARK CAS INS CO	PA	344,936,703	148,453,469	20,033,789	252,970,963	180,860,549	47,785,239	72.1%	19.1%
HISCOX INS CO INC	IL	97,085,393	52,281,718	(3,231,813)	16,457,499	10,372,709	5,539,103	85.6%	45.7%
HOLYOKE MUT INS CO IN SALEM	MA	216,586,202	81,728,019	(196,575)	104,139,165	74,120,464	30,137,843	75.5%	30.7%
HOMESITE INS CO	CT	217,409,976	62,151,937	1,488,931	104,166,034	87,683,558	23,401,134	82.4%	22.0%

Summary of Financial Condition as of December 31, 2012

Property and Casualty Insurers

COMPANY NAME	STATE	ADMITTED ASSETS	CAPITAL & SURPLUS	NET INCOME	NET PREMIUMS WRITTEN	NET LOSSES & LAE	OTHER EXPENSES	NET LOSS & LAE RATIO	NET OTHER EXPENSE RATIO
HORACE MANN INS CO	IL	414,446,305	166,899,425	23,441,669	222,619,224	159,666,271	61,205,433	71.6%	27.5%
HORACE MANN PROP & CAS INS CO	IL	257,241,215	104,163,316	8,724,636	146,194,599	102,809,502	39,818,948	71.6%	27.7%
HOUSING AUTHORITY PROP AMUT CO	VT	159,855,226	110,177,976	5,092,427	33,198,776	19,866,068	13,784,254	59.8%	41.5%
HOUSING ENTERPRISE INS CO INC	VT	50,497,916	23,966,466	(7,664,254)	15,405,211	15,206,314	7,932,690	108.5%	56.6%
HOUSTON GEN INS CO	TX	31,393,778	18,239,334	296,308	457	(48,956)	88,344	N/A	N/A
HSBC INS CO OF DE	DE	14,139,040	2,071,695	18,203,395	25,517,154	1,885,870	7,073,001	6.9%	25.9%
HUDSON INS CO	DE	821,135,558	398,901,229	14,016,740	108,413,623	98,696,777	27,575,123	82.8%	23.1%
IDAHO COUNTIES RISK MGMT PROGRAM	ID	59,634,473	24,359,116	3,985,780	17,233,476	10,109,804	4,480,972	58.8%	26.1%
IDAHO STATE INS FUND	ID	604,289,567	208,881,086	1,506,998	157,793,914	137,166,258	26,399,105	90.7%	17.5%
IDS PROP CAS INS CO	WI	1,109,418,363	462,225,919	27,411,344	800,987,218	674,174,258	130,417,957	87.0%	16.8%
ILLINOIS INS CO	IA	23,299,605	14,976,003	4,730,451	8,514,703	1,062,572	2,594,029	12.5%	30.6%
ILLINOIS NATL INS CO	IL	71,787,985	68,110,468	1,897,575	0	0	0	0.0%	0.0%
IMPERIUM INS CO	TX	384,220,987	135,038,379	(6,938,330)	44,292,935	64,376,132	19,642,704	92.6%	28.3%
INDEMNITY CO OF CA	CA	25,111,914	18,288,891	620,256	5,688,448	1,514,536	3,865,023	26.8%	68.5%
INDEMNITY INS CO OF NORTH AMER	PA	376,972,967	96,127,139	2,010,355	89,623,073	77,481,755	16,441,085	89.9%	19.1%
INDEPENDENCE AMER INS CO	DE	84,696,916	54,427,441	3,271,338	85,787,407	56,919,503	24,174,115	67.9%	28.9%
INDIANA LUMBERMENS MUT INS CO	IN	87,988,984	16,962,003	(8,341,049)	33,785,741	25,730,932	16,392,523	80.2%	51.1%
INFINITY INS CO	IN	1,860,554,487	605,673,819	33,761,773	1,233,078,021	932,592,296	321,211,966	79.7%	27.5%
INSURANCE CO OF N AMER	PA	831,827,124	195,586,744	3,219,672	224,057,679	193,704,396	41,102,714	89.9%	19.1%
INSURANCE CO OF THE STATE OF PA	PA	3,393,263,870	951,957,734	1,291,350,290	615,284,191	553,722,003	175,963,201	87.1%	27.7%
INSURANCE CO OF THE WEST	CA	1,032,332,100	417,490,854	14,361,041	367,461,593	258,144,520	98,176,694	71.3%	27.1%
INTEGON IND CORP	NC	116,729,918	34,686,281	26,313,549	(82,683,747)	0	(5,597)	0.0%	0.0%
INTEGON NATL INS CO	NC	1,145,082,407	139,706,482	(34,274,755)	869,021,379	409,369,061	161,071,602	79.1%	31.1%
INTERNATIONAL FIDELITY INS CO	NJ	246,825,232	103,822,968	7,385,009	110,024,898	22,407,648	76,458,524	20.4%	69.6%
INTREPID INS CO	MI	32,144,278	28,429,696	582,026	0	(13,910)	468,623	0.0%	0.0%
IRONSHORE IND INC	MN	232,984,013	97,532,202	8,180,570	31,788,207	15,773,170	4,906,042	55.6%	17.3%
JEFFERSON INS CO	NY	48,760,850	33,684,697	3,017,005	52,249,272	17,303,624	30,235,170	33.6%	58.7%
JEWELERS MUT INS CO	WI	261,713,898	153,236,831	14,466,394	133,367,348	69,723,783	52,191,184	54.2%	40.5%
JOHN DEERE INS CO	IA	324,820,050	112,105,176	(29,624,409)	132,855,096	141,500,416	23,103,990	106.2%	17.3%
KEY RISK INS CO	NC	57,374,477	27,849,151	1,193,639	0	0	(643,486)	0.0%	0.0%
KNIGHTBROOK INS CO	DE	125,410,868	39,492,308	(2,557,889)	29,144,477	25,854,068	10,455,865	80.9%	32.7%
LANCER INS CO	IL	444,033,485	149,856,537	15,307,017	168,644,707	105,894,702	53,286,470	67.3%	33.9%
LANDCAR CAS CO	UT	28,906,599	18,732,772	1,431,032	5,882,597	552,624	520,093	19.6%	13.4%

Summary of Financial Condition as of December 31, 2012

Property and Casualty Insurers

COMPANY NAME	STATE	ADMITTED ASSETS	CAPITAL & SURPLUS	NET INCOME	NET PREMIUMS WRITTEN	NET LOSSES & LAE	OTHER EXPENSES	NET LOSS & LAE RATIO	NET OTHER EXPENSE RATIO
LEXINGTON NATL INS CORP	MD	57,760,590	18,424,501	4,050,509	10,543,024	296,507	7,208,638	2.8%	68.1%
LEXON INS CO	TX	136,142,939	43,973,695	(1,619,476)	60,843,513	44,379,478	25,527,272	71.8%	41.3%
LIBERTY AMER SELECT INS CO	FL	27,190,952	26,144,611	1,315,534	6,957	(457,445)	(175,627)	N/A	N/A
LIBERTY INS CORP	IL	1,449,663,496	168,651,960	(48,544,870)	522,242,248	445,512,423	156,429,683	90.3%	31.7%
LIBERTY INS UNDERWRITERS INC	IL	217,790,106	116,968,666	1,754,932	13,056,058	11,137,812	3,910,739	90.3%	31.7%
LIBERTY MUT FIRE INS CO	WI	5,235,743,369	939,140,053	(130,802,410)	1,684,231,248	1,436,777,565	504,485,732	90.3%	31.7%
LIBERTY MUT INS CO	MA	40,205,366,577	14,510,466,662	163,582,312	9,635,369,446	8,219,704,074	2,892,989,488	90.3%	31.8%
LIBERTY NORTHWEST INS CORP	OR	138,314,253	109,702,055	4,546,084	0	0	0	0.0%	0.0%
LINCOLN GEN INS CO	PA	148,490,429	1,873,057	(4,497,163)	(209,005)	4,997,680	7,308,656	N/A	N/A
LM GEN INS CO	IL	47,125,213	8,532,426	(1,671,162)	13,056,058	11,137,812	3,910,739	90.3%	31.7%
LM INS CORP	IL	175,447,982	110,074,989	8,931,062	200,042,574	124,416,008	71,195,891	62.7%	35.9%
LM PROP & CAS INS CO	IN	79,072,084	35,514,140	954,858	0	(68,100)	(8,734)	N/A	N/A
LUMBERMENS CAS INS CO	IL	12,982,113	11,491,070	544,655	24,863	(249,202)	9,326	N/A	14.7%
LUMBERMENS UNDERWRITING ALLIANCE	MO	285,634,011	54,528,161	(3,321,405)	59,436,305	54,405,363	28,158,749	72.9%	37.7%
LYNDON PROP INS CO	MO	395,931,982	183,970,572	7,339,798	74,644,772	46,298,596	18,509,887	70.3%	28.1%
LYNDON SOUTHERN INS CO	DE	49,613,082	20,400,587	271,143	43,425,743	13,362,829	22,286,122	36.9%	61.5%
MAIDEN REINS CO	MO	1,189,020,627	267,862,972	(19,156,155)	346,153,044	234,429,134	91,935,270	78.4%	30.7%
MAJESTIC INS CO	CA	14,814,504	13,020,363	(751,144)	0	0	1,940,200	0.0%	0.0%
MANUFACTURERS ALLIANCE INS CO	PA	169,746,074	67,086,132	908,643	47,698,190	39,781,743	13,242,150	79.3%	26.4%
MAPFRE INS CO	NJ	53,350,921	20,243,627	771,643	43,314,555	22,904,794	8,343,522	75.0%	27.3%
MARKEL AMER INS CO	VA	422,023,051	111,178,712	20,528,708	109,517,276	56,237,976	47,555,210	50.7%	42.8%
MARKEL INS CO	IL	1,019,515,844	272,770,811	(5,251,603)	416,617,926	244,093,178	163,649,878	64.5%	43.3%
MARTINGALE NATL INS CO	IL	2,768,735	2,543,721	(52,926)	0	0	87,280	0.0%	0.0%
MARYLAND CAS CO	MD	192,631,805	161,588,831	6,323,369	0	0	0	0.0%	0.0%
MASSACHUSETTS BAY INS CO	NH	59,594,032	59,591,763	1,598,644	0	0	0	0.0%	0.0%
MAXUM CAS INS CO	DE	54,308,890	14,953,196	(472,524)	13,800,985	10,177,645	3,951,584	79.2%	30.7%
MBIA INS CORP	NY	1,012,739,613	965,085,919	(843,351,548)	204,218,183	816,542,105	47,707,131	338.8%	19.8%
MEDICAL INS EXCH OF CA	CA	395,092,284	185,815,632	16,156,615	52,322,533	43,602,658	8,097,016	81.4%	15.1%
MEDICAL PROTECTIVE CO	IN	3,013,477,213	1,075,392,795	133,288,909	643,824,861	442,008,223	96,030,575	71.7%	15.6%
MEDICUS INS CO	TX	89,852,405	31,837,514	533,005	0	3,378,058	(3,366,021)	0.0%	0.0%
MEDMARC CAS INS CO	VT	89,068,878	45,884,729	2,536,163	7,576,227	4,292,805	4,573,002	57.2%	61.0%
MEMIC IND CO	NH	230,624,693	89,309,603	2,164,628	71,492,863	45,277,904	19,575,235	70.1%	30.3%
MENDOTA INS CO	MN	106,352,324	26,776,713	(5,946,599)	84,466,979	59,971,020	29,245,030	77.7%	37.9%

Summary of Financial Condition as of December 31, 2012

Property and Casualty Insurers

COMPANY NAME	STATE	ADMITTED ASSETS	CAPITAL & SURPLUS	NET INCOME	NET PREMIUMS WRITTEN	NET LOSSES & LAE	OTHER EXPENSES	NET LOSS & LAE RATIO	NET OTHER EXPENSE RATIO
MERASTAR INS CO	IL	37,734,033	8,718,574	(839,450)	0	0	47,909	0.0%	0.0%
MERCHANTS BONDING CO A MUT	IA	119,784,546	77,216,615	6,834,316	48,043,712	4,002,762	33,012,749	8.7%	72.0%
MERCHANTS NATL BONDING INC	IA	15,222,989	9,821,246	725,322	5,397,623	443,807	3,823,798	8.5%	72.9%
MERTPLAN INS CO	CA	53,504,535	76,428,459	9,979,627	(404,490)	322,763	(39,528)	N/A	10.9%
METROPOLITAN CAS INS CO	RI	194,116,041	49,474,030	2,161,012	0	0	0	0.0%	0.0%
METROPOLITAN DRT PROP & CAS INS CO	RI	95,084,532	29,171,860	1,262,829	0	0	0	0.0%	0.0%
METROPOLITAN GEN INS CO	RI	38,438,736	33,457,615	1,427,601	0	0	0	0.0%	0.0%
METROPOLITAN GRP PROP & CAS INS CO	RI	555,783,399	305,508,956	14,442,496	0	9,154,700	307,347	0.0%	0.0%
METROPOLITAN PROP & CAS INS CO	RI	5,146,441,717	1,987,278,987	235,164,010	3,173,946,341	2,207,839,819	814,966,444	71.7%	26.5%
MGA NS CO INC	TX	221,863,627	92,247,125	996,678	187,796,682	145,875,693	45,797,987	78.5%	24.6%
MGIC ASSUR CORP GEN ACCOUNT	WI	10,534,690	10,066,566	127,835	98,720	121,818	135,995	122.5%	136.8%
MGIC IND CORP	WI	458,810,184	448,340,345	12,983,886	7,422,047	40,332	1,931,183	1.4%	66.2%
MIC GEN INS CORP	MI	33,702,353	20,806,681	6,250,392	(15,033,408)	0	0	0.0%	0.0%
MIC PROP & CAS INS CORP	MI	97,862,599	53,470,720	793,311	0	0	(186)	0.0%	0.0%
MICHIGAN MILLERS MUT INS CO	MI	189,410,618	75,832,033	4,889,737	93,005,557	62,406,413	33,417,647	65.1%	34.9%
MID CENTURY INS CO	CA	3,657,513,567	854,362,233	37,168,327	2,216,844,355	1,551,224,366	723,394,908	70.9%	33.1%
MID CONTINENT ASSUR CO	OH	33,045,379	23,059,869	2,249,818	4,142,998	700,061	1,475,873	17.2%	36.3%
MID CONTINENT CAS CO	OH	477,619,353	154,375,865	53,542,258	129,813,956	24,380,616	47,392,759	19.1%	37.2%
MIDDLESEX INS CO	WI	628,239,236	237,382,481	10,269,480	172,732,384	128,158,392	50,108,530	77.3%	30.2%
MIDWEST EMPLOYERS CAS CO	DE	352,883,431	137,125,629	29,742,010	15,240,629	12,428,897	4,636,148	73.2%	27.3%
MIDWEST FAMILY MUT INS CO	IA	146,590,248	39,755,066	(1,042,756)	86,344,884	62,126,956	21,736,142	77.2%	27.0%
MILBANK INS CO	IA	489,055,400	104,071,493	430,144	227,295,977	167,794,076	77,321,502	74.8%	34.4%
MILWAUKEE CAS INS CO	WI	30,079,540	13,420,219	1,519,339	2,768,671	1,323,286	(1,452,283)	63.5%	N/A
MINNESOTA LAWYERS MUT INS CO	MN	143,670,285	67,383,964	7,356,941	30,525,536	21,860,155	7,522,920	71.9%	24.8%
MITSUJI SUMITOMO INS CO OF AMER	NY	789,763,989	298,225,435	13,395,275	156,553,082	118,285,244	47,236,403	77.9%	31.1%
MITSUJI SUMITOMO INS USA INC	NY	114,395,125	59,776,367	481,201	17,394,789	13,142,805	5,234,578	77.9%	31.0%
MODERN SERV INS CO	IL	27,652,377	26,782,656	238,170	0	0	0	0.0%	0.0%
MONTEREY INS CO	CA	74,122,759	30,178,665	438,819	38,006,149	24,306,745	13,354,011	67.2%	36.9%
MORTGAGE GUAR INS CORP	WI	4,355,038,466	689,104,866	(808,525,864)	904,154,139	1,830,700,248	151,496,834	202.5%	16.8%
MOSAIC INS CO	DE	22,437,642	19,929,790	(1,711,404)	0	0	2,884,619	0.0%	0.0%
MOTORISTS COMMERCIAL MUT INS CO	OH	322,787,524	128,582,867	3,647,102	120,220,821	83,567,370	42,601,120	70.9%	36.2%
MOTORS INS CORP	MI	2,770,084,161	1,183,155,412	93,015,381	479,840,385	416,345,261	186,314,715	73.2%	32.8%
MOUNTAIN STATES IND CO	NM	58,321,497	34,096,607	149,809	11,059,854	8,865,913	4,674,513	81.0%	42.7%

Summary of Financial Condition as of December 31, 2012

Property and Casualty Insurers

COMPANY NAME	STATE	ADMITTED ASSETS	CAPITAL & SURPLUS	NET INCOME	NET PREMIUMS WRITTEN	NET LOSSES & LAE	OTHER EXPENSES	NET LOSS & LAE RATIO	NET OTHER EXPENSE RATIO
MOUNTAIN STATES MUT CAS CO	NM	154,638,712	79,646,843	6,504,498	25,630,917	20,751,486	11,478,502	76.0%	42.0%
MOUNTAIN VALLEY IND CO	NH	33,401,020	18,650,939	4,417,756	2,334,465	7,728,381	2,539,551	67.7%	22.3%
MUNICH REINS AMER INC	DE	17,362,600,323	4,624,831,216	378,248,240	3,113,015,181	2,044,770,943	978,616,505	66.4%	31.8%
MUTUAL OF ENUMCLAW INS CO	WA	598,860,796	266,305,481	18,160,341	309,080,676	204,309,894	104,270,508	68.0%	34.7%
NATIONAL AMER INS CO	OK	155,048,000	56,467,654	3,008,834	65,232,810	37,213,761	23,048,331	60.2%	37.3%
NATIONAL AMER INS CO OF CA	CA	47,569,227	17,325,534	(7,097,578)	3,973,644	10,236,243	2,272,822	234.9%	52.2%
NATIONAL CAS CO	WI	277,226,440	122,614,370	2,575,950	0	0	0	0.0%	0.0%
NATIONAL CONTINENTAL INS CO	NY	235,230,203	45,052,334	15,774,136	98,336,301	70,875,357	30,764,328	69.0%	30.0%
NATIONAL FARMERS UNION PROP & CAS	WI	209,636,907	62,716,014	(2,745,994)	80,528,921	69,831,997	28,915,625	73.5%	30.4%
NATIONAL FIRE INS CO OF HARTFORD	IL	112,942,403	111,831,969	4,994,001	0	0	0	0.0%	0.0%
NATIONAL GEN ASSUR CO	MO	46,601,191	19,671,836	4,864,109	(18,791,761)	0	(34,956)	0.0%	0.0%
NATIONAL GEN INS CO	MO	65,931,386	34,770,311	12,573,763	(37,583,522)	0	(2,653)	0.0%	0.0%
NATIONAL IND CO	NE	127,340,865,936	78,861,514,680	5,366,419,443	7,598,372,089	4,395,181,623	1,993,902,633	63.5%	28.8%
NATIONAL INS ASSN	IN	12,857,930	12,855,227	176,341	0	0	0	0.0%	0.0%
NATIONAL INS CO OF WI INS	WI	44,733,802	18,548,817	2,755,630	10,945,146	4,344,794	4,015,535	39.7%	36.7%
NATIONAL INTERSTATE INS CO	OH	1,017,470,693	269,695,939	52,879,962	260,714,511	156,193,815	75,587,908	62.2%	30.1%
NATIONAL LIAB & FIRE INS CO	CT	1,419,008,623	714,467,891	18,101,354	342,973,190	237,055,007	104,453,949	77.5%	34.2%
NATIONAL MERIT INS CO	IL	7,587,235	6,444,982	89,739	0	0	150	0.0%	0.0%
NATIONAL PUBLIC FINANCE GUAR CORP	NY	5,726,156,263	1,998,538,804	415,512,964	(4,836,713)	24,283,058	133,804,130	5.5%	30.5%
NATIONAL SPECIALTY INS CO	TX	50,784,337	30,209,056	505,517	19,720,159	6,204,047	8,944,673	39.3%	56.6%
NATIONAL SURETY CORP	IL	166,518,497	140,242,862	6,110,829	(50,353,371)	0	0	0.0%	0.0%
NATIONAL UNION FIRE INS CO OF PITTS	PA	32,520,798,197	14,398,903,821	1,038,967,949	4,676,159,858	4,208,291,612	1,337,352,767	87.1%	27.7%
NATIONWIDE AFFINITY CO OF AMER	OH	306,104,667	12,398,805	283,729	0	0	0	0.0%	0.0%
NATIONWIDE AGRIBUSINESS INS CO	IA	320,901,757	61,441,749	2,219,396	0	0	0	0.0%	0.0%
NATIONWIDE ASSUR CO	WI	134,610,019	57,592,869	744,947	0	0	0	0.0%	0.0%
NATIONWIDE GEN INS CO	OH	159,316,557	21,633,119	333,431	0	0	0	0.0%	0.0%
NATIONWIDE INS CO OF AMER	WI	510,223,150	144,388,729	3,544,556	0	0	0	0.0%	0.0%
NATIONWIDE MUT FIRE INS CO	OH	4,729,713,281	2,317,350,352	33,936,090	1,691,915,746	1,195,146,918	587,150,379	71.9%	35.3%
NATIONWIDE MUT INS CO	OH	29,551,792,548	11,343,998,189	21,650,322	12,492,606,450	8,920,872,547	4,357,302,358	71.9%	35.1%
NATIONWIDE PROP & CAS INS CO	OH	554,975,394	54,531,215	1,229,976	0	0	0	0.0%	0.0%
NAU COUNTRY INS CO	MN	1,458,601,022	335,448,837	(23,726,968)	693,856,495	406,060,129	168,138,944	73.5%	30.4%
NAVIGATORS INS CO	NY	2,102,436,631	682,880,956	25,230,149	622,955,998	417,081,608	189,748,035	73.0%	33.2%
NCMIC INS CO	IA	583,108,074	218,227,274	29,534,051	100,709,655	42,423,834	24,325,665	43.4%	24.9%

Summary of Financial Condition as of December 31, 2012

Property and Casualty Insurers

COMPANY NAME	STATE	ADMITTED ASSETS	CAPITAL & SURPLUS	NET INCOME	NET PREMIUMS WRITTEN	NET LOSSES & LAE	OTHER EXPENSES	NET LOSS & LAE RATIO	NET OTHER EXPENSE RATIO
NETHERLANDS INS CO THE	NH	443,604,113	113,084,200	18,158,968	196,527,859	128,826,392	63,218,763	66.7%	32.7%
NEVADA GEN INS CO	NV	23,886,417	16,444,262	494,354	11,782,337	5,890,573	5,561,911	50.8%	48.0%
NEW ENGLAND INS CO	CT	53,024,397	45,632,675	9,374,868	(66)	245,000	3,608	N/A	N/A
NEW ENGLAND REINS CORP	CT	53,485,717	47,128,587	3,379,943	(66)	245,000	3,608	N/A	N/A
NEW HAMPSHIRE INS CO	PA	3,254,819,787	922,724,588	12,279,668	615,284,194	553,722,003	175,953,332	87.1%	27.7%
NEW YORK MARINE & GEN INS CO	NY	738,870,115	230,588,401	8,000,620	197,928,459	101,089,002	74,102,695	60.0%	44.0%
NGM INS CO	FL	2,120,072,716	838,433,678	62,063,807	981,552,366	656,176,128	302,414,558	69.2%	31.9%
NIPPONKOA INS CO LTD US BR	NY	252,018,937	92,255,073	1,437,450	68,883,000	33,639,042	30,683,230	51.5%	47.0%
NORGUARD INS CO	PA	511,775,115	148,547,559	15,800,180	17,860,263	(31,170,463)	33,102,012	N/A	N/A
NORTH AMER ELITE INS CO	NH	74,750,400	34,335,072	610,494	0	254,525	(1,559,810)	0.0%	0.0%
NORTH AMER SPECIALTY INS CO	NH	503,529,267	363,725,507	12,456,580	10,368,812	(2,304,051)	6,542,575	N/A	64.2%
NORTH PACIFIC INS CO	OR	12,474,616	7,622,287	82,393	0	0	0	0.0%	0.0%
NORTH POINTE INS CO	PA	83,105,620	25,901,884	(1,272,885)	47,188,273	25,863,704	10,709,491	73.5%	30.4%
NORTH RIVER INS CO	NJ	869,652,681	277,037,417	(17,189,118)	234,468,539	185,608,156	72,583,290	81.2%	31.8%
NORTHBROOK IND CO	IL	38,574,417	37,583,258	1,049,325	0	0	0	0.0%	0.0%
NORTHERN ASSUR CO OF AMER	MA	38,429,667	35,339,960	14,100,712	16,179,400	24,288,722	18,359,990	56.9%	43.0%
NORTHERN INS CO OF NY	NY	36,104,529	28,850,000	1,594,043	0	0	0	0.0%	0.0%
NORTHLAND CAS CO	CT	102,448,996	32,641,284	2,779,895	27,382,929	18,561,376	8,566,661	68.4%	31.5%
NORTHLAND INS CO	CT	1,150,634,059	524,621,339	41,883,038	238,622,666	161,749,318	74,652,594	68.4%	31.5%
NORTHWEST DENTIST'S INS CO	WA	19,372,906	8,714,461	362,426	5,807,310	3,690,196	2,121,962	65.3%	37.5%
NOVA CAS CO	NY	95,290,538	94,960,907	456,683	0	0	0	0.0%	0.0%
NUTMEG INS CO	CT	392,009,309	227,875,465	8,947,039	68,915,165	50,299,765	20,037,560	72.7%	28.9%
OCCIDENTAL FIRE & CAS CO OF NC	NC	364,672,029	120,401,646	9,224,577	95,654,366	56,912,202	32,023,938	71.6%	40.3%
ODYSSEY REINS CO	CT	8,171,574,189	3,154,790,962	174,701,330	2,129,899,620	1,161,997,093	598,723,334	57.5%	29.6%
OHIC INS CO	OH	103,520,014	26,187,676	(17,288,863)	1,593,559	34,998,653	1,216,497	N/A	45.1%
OHIO CAS INS CO	NH	5,100,508,528	1,274,632,288	112,049,593	2,227,315,733	1,460,032,430	716,479,244	66.7%	32.7%
OHIO IND CO	OH	121,063,430	45,188,558	11,301,123	59,758,978	12,053,633	24,794,030	26.2%	53.9%
OHIO SECURITY INS CO	OH	41,440,087	14,768,841	241,489	0	0	0	0.0%	0.0%
OLD REPUBLIC GEN INS CORP	IL	1,507,876,358	332,607,268	33,371,866	278,555,972	247,240,278	17,416,952	88.0%	6.2%
OLD REPUBLIC INS CO	PA	2,439,819,609	874,920,419	84,387,601	359,276,725	210,783,757	114,819,297	57.1%	31.1%
OLD REPUBLIC SECURITY ASSUR CO	AZ	5,253,853	4,085,799	1,059,807	2,134,242	5,310,761	475,993	125.0%	11.2%
OLD REPUBLIC SURETY CO	WI	98,930,849	48,716,929	4,807,400	35,945,315	8,226,287	27,323,668	21.9%	72.6%
OLD UNITED CAS CO	KS	522,523,803	262,007,639	24,624,169	108,778,699	39,689,327	30,998,179	45.7%	35.7%

Summary of Financial Condition as of December 31, 2012

Property and Casualty Insurers

COMPANY NAME	STATE	ADMITTED ASSETS	CAPITAL & SURPLUS	NET INCOME	NET PREMIUMS WRITTEN	NET LOSSES & LAE	OTHER EXPENSES	NET LOSS & LAE RATIO	NET OTHER EXPENSE RATIO
ONEBEACON AMER INS CO	MA	88,514,868	75,066,972	53,365,490	53,068,438	79,667,009	80,220,768	56.9%	43.0%
ONEBEACON INS CO	PA	1,265,708,860	875,198,762	329,851,323	268,737,227	323,264,886	249,808,450	56.9%	44.0%
OREGON AUTOMOBILE INS CO	OR	9,137,379	7,634,488	89,746	0	0	0	0.0%	0.0%
OREGON MUT INS CO	OR	230,798,522	90,441,102	1,391,012	116,118,355	76,797,747	39,292,277	69.3%	35.5%
OWNERS INS CO	OH	3,191,708,360	1,139,302,813	92,506,068	1,518,858,801	1,029,153,331	410,489,287	70.3%	28.0%
PACIFIC COMPENSATION INS CO	CA	253,356,880	108,920,766	(16,929,380)	19,025,646	19,822,673	27,865,181	118.5%	166.6%
PACIFIC EMPLOYERS INS CO	PA	3,329,042,932	1,085,812,425	29,383,112	797,645,344	689,567,613	146,325,662	89.9%	19.1%
PACIFIC IND CO	WI	6,465,841,502	2,496,197,948	278,770,959	1,506,128,738	992,643,795	442,098,713	66.1%	29.4%
PACIFIC PIONEER INS CO	CA	24,923,632	11,585,319	121,837	5,465,633	3,732,622	1,924,540	68.0%	35.0%
PACIFIC SPECIALTY INS CO	CA	334,181,895	184,811,148	13,514,033	161,164,853	94,699,495	87,371,514	60.2%	42.8%
PACIFIC STAR INS CO	WI	9,574,906	6,811,319	(248,576)	2,470,084	1,979,882	701,591	84.4%	29.9%
PACO ASSUR CO INC	IL	72,458,380	30,157,705	2,433,544	11,958,124	8,871,735	3,477,764	66.6%	26.1%
PARTNERRE AMER INS CO	DE	185,739,688	121,793,784	34,104,036	2,068,776	(38,313,530)	2,889,975	N/A	50.0%
PARTNERRE INS CO OF NY	NY	128,453,228	114,408,262	1,823,722	79,097	1,437,407	100,549	N/A	127.1%
PATHFINDER INS CO	CO	8,159,078	8,159,078	(60,119)	0	0	85,785	0.0%	0.0%
PEACHTREE CAS INS CO	FL	22,805,424	11,016,475	(2,333,799)	14,184,497	10,751,250	5,198,644	79.8%	38.6%
PEAK PROP & CAS INS CORP	WI	48,779,421	38,446,359	1,086,726	0	0	0	0.0%	0.0%
PEERLESS IND INS CO	IL	723,033,434	173,982,755	27,311,320	327,546,433	214,710,654	105,364,595	66.7%	32.7%
PEERLESS INS CO	NH	7,629,799,775	1,887,308,685	349,411,385	2,751,390,019	1,803,569,456	916,788,509	66.7%	33.9%
PEMCO MUT INS CO	WA	611,437,265	232,710,858	(16,310,870)	322,642,779	252,465,898	96,871,647	79.3%	30.4%
PENN AMER INS CO	PA	280,357,061	164,136,685	9,664,990	21,229,780	16,165,752	8,959,386	75.6%	41.9%
PENN MILLERS INS CO	PA	159,708,871	70,191,340	7,217,878	(35,054,707)	2,915,657	(5,055,619)	0.0%	0.0%
PENNSYLVANIA LUMBERMENS MUT INS	PA	364,751,061	106,595,500	(5,644,770)	111,626,972	75,344,355	39,940,753	76.3%	40.5%
PENNSYLVANIA MANUFACTURERS ASSOC INS	PA	730,552,713	225,438,000	954,016	143,094,576	119,345,226	39,726,448	79.3%	26.4%
PENNSYLVANIA MANUFACTURERS IND CO	PA	190,100,338	77,556,397	1,077,978	47,698,190	39,781,743	13,242,150	79.3%	26.4%
PENNSYLVANIA NATL MUT CAS INS CO	PA	1,036,788,018	473,658,350	13,946,714	279,432,831	216,356,517	94,562,173	77.4%	33.8%
PERMANENT GEN ASSUR CORP	OH	213,703,996	90,550,962	5,977,784	161,692,399	113,110,060	67,394,829	70.2%	41.8%
PETROLEUM CAS CO	TX	32,045,828	24,118,252	2,465,960	4,184,457	1,770,242	1,274,720	41.8%	30.1%
PHARMACISTS MUT INS CO	IA	228,715,948	78,215,205	4,889,298	83,114,922	57,192,960	24,505,877	69.5%	29.8%
PHILADELPHIA IND INS CO	PA	6,047,269,601	2,017,178,619	229,630,187	2,124,776,838	1,266,359,684	624,444,442	62.8%	30.9%
PHOENIX INS CO	CT	3,860,080,572	1,390,646,898	98,476,867	977,961,746	662,907,109	305,953,378	68.4%	31.5%
PHYSICIANS INS A MUT CO	WA	428,469,692	195,366,920	8,191,655	67,765,626	52,544,310	12,136,167	80.0%	13.5%
PIONEER SPECIALTY INS CO	MN	47,794,800	20,781,766	1,073,840	18,699,045	12,370,341	5,159,329	70.0%	29.2%

Summary of Financial Condition as of December 31, 2012

Property and Casualty Insurers

COMPANY NAME	STATE	ADMITTED ASSETS	CAPITAL & SURPLUS	NET INCOME	NET PREMIUMS WRITTEN	NET LOSSES & LAE	OTHER EXPENSES	NET LOSS & LAE RATIO	NET OTHER EXPENSE RATIO
PLANS LIAB INS CO	OH	85,606,236	51,283,520	(3,554,695)	2,155,732	2,414,081	3,642,614	118.1%	178.2%
PLATTE RIVER INS CO	NE	122,254,095	37,744,959	1,747,924	22,367,780	12,755,455	11,394,775	58.8%	52.5%
PLAZA INS CO	MO	46,704,979	25,379,426	185,084	0	0	0	0.0%	0.0%
PMI INS CO	AZ	91,609,482	47,156,959	5,956,892	4,537,502	207,550	975,174	4.5%	21.3%
PMI MORTGAGE ASSUR CO	AZ	32,407,886	30,909,897	1,238,348	572,026	0	299,619	0.0%	47.8%
PMI MORTGAGE INS CO	AZ	2,327,847,234	(2,146,065,729)	(82,029,244)	363,185,276	904,089,699	76,031,203	238.2%	20.0%
PODIATRY INS CO OF AMER	IL	333,929,937	101,243,730	4,298,217	78,056,819	59,834,437	18,264,752	75.7%	23.1%
PRAETORIAN INS CO	PA	1,109,428,693	316,288,038	(13,462,788)	545,199,170	375,023,685	155,287,612	73.5%	30.4%
PREFERRED PROFESSIONAL INS CO	NE	402,712,991	177,215,979	16,093,381	56,811,132	45,151,643	5,042,674	68.4%	7.6%
PRESERVER INS CO	NJ	174,538,888	42,276,334	(1,644,748)	72,970,468	54,244,680	27,919,839	74.7%	38.4%
PROASSURANCE IND CO INC	AL	1,861,949,917	772,464,704	180,065,737	256,914,608	66,068,868	53,496,213	24.4%	19.8%
PRODUCERS AGRICULTURE INS CO	TX	271,052,698	59,082,203	6,221,006	64,239	19,246,901	(27,755,801)	N/A	N/A
PROFESSIONALS ADVOCATE INS CO	MD	120,032,520	86,613,285	8,332,824	6,644,340	1,517,489	(3,889,613)	22.8%	N/A
PROFESSIONALS DIRECT INS CO	MI	21,081,715	21,067,279	392,219	0	0	0	0.0%	0.0%
PROGRESSIVE ADVANCED INS CO	OH	296,875,460	117,420,784	7,345,873	219,186,074	160,547,906	46,546,520	74.2%	21.5%
PROGRESSIVE CAS INS CO	OH	5,332,134,450	1,448,474,179	406,720,684	4,447,939,767	3,278,524,803	942,552,423	75.1%	21.6%
PROGRESSIVE CLASSIC INS CO	WI	309,875,640	86,857,462	9,762,151	272,322,842	200,726,009	57,707,291	75.1%	21.6%
PROGRESSIVE DIRECT INS CO	OH	4,541,611,515	1,363,283,193	222,711,535	4,246,730,175	3,110,615,670	901,838,831	74.2%	21.5%
PROGRESSIVE MAX INS CO	OH	338,862,063	108,141,388	14,536,807	328,779,110	240,821,860	69,819,780	74.2%	21.5%
PROGRESSIVE NORTHERN INS CO	WI	1,245,651,184	347,511,957	51,898,907	1,089,291,371	802,904,033	230,829,165	75.1%	21.6%
PROGRESSIVE NORTHWESTERN INS CO	OH	1,207,215,853	347,330,224	56,982,233	1,089,291,372	802,904,033	230,829,165	75.1%	21.6%
PROGRESSIVE PREFERRED INS CO	OH	620,710,187	174,300,219	22,695,649	544,645,686	401,452,017	115,414,582	75.1%	21.6%
PROGRESSIVE PREMIER INS CO OF IL	OH	167,037,162	42,252,628	5,830,460	109,593,037	80,273,953	23,273,260	74.2%	21.5%
PROGRESSIVE SPECIALTY INS CO	OH	994,299,409	487,321,193	60,347,496	635,419,968	468,360,886	134,650,346	75.1%	21.6%
PROGRESSIVE WEST INS CO	OH	136,023,974	31,956,054	1,093,637	28,515,133	22,916,738	6,538,013	80.0%	22.8%
PROPERTY & CAS INS CO OF HARTFORD	IN	221,453,648	104,252,611	12,437,080	49,225,119	35,928,403	14,312,543	72.7%	28.9%
PROSELECT NATL INS CO INC	AZ	15,758,163	12,470,234	246,467	0	0	57,397	0.0%	0.0%
PROTECTIVE INS CO	IN	680,093,297	337,486,600	24,044,788	203,419,419	114,150,690	60,147,562	57.6%	30.4%
PROVIDENCE WASHINGTON INS CO	RI	97,816,576	40,885,205	6,731,060	221,298	(8,044,032)	2,339,742	N/A	N/A
PUBLIC SERV INS CO	IL	526,482,668	179,853,789	7,071,972	152,809,037	122,826,392	48,326,669	82.0%	32.3%
PXP REINS CO	CT	106,967,651	33,662,585	9,497,495	(624,980)	(11,592,440)	1,852,501	N/A	N/A
QBE INS CORP	PA	2,188,101,716	802,398,387	(24,327,538)	473,075,704	612,969,749	253,814,911	73.5%	30.4%
QBE REINS CORP	PA	1,545,611,956	943,131,093	5,036,822	333,147,929	268,982,506	111,378,697	73.5%	30.4%

Summary of Financial Condition as of December 31, 2012

Property and Casualty Insurers

COMPANY NAME	STATE	ADMITTED ASSETS	CAPITAL & SURPLUS	NET INCOME	NET PREMIUMS WRITTEN	NET LOSSES & LAE	OTHER EXPENSES	NET LOSS & LAE RATIO	NET OTHER EXPENSE RATIO
QUANTA IND CO	CO	75,716,148	32,705,944	(819,598)	(108,099)	158,227	2,267,569	17.3%	247.8%
R&O REINS CO	PA	195,143,783	19,806,085	(7,439,137)	294,408	18,873,625	4,670,515	N/A	N/A
RADIAN ASSET ASSUR INC	NY	1,676,047,514	1,144,112,008	103,253,319	(87,654,873)	30,945,692	32,700,169	29.7%	31.4%
RADIAN GUAR INC	PA	3,872,046,445	926,140,377	(175,875,214)	686,782,615	824,892,309	155,063,322	133.2%	25.0%
RADIAN MORTGAGE ASSUR INC	PA	18,591,464	18,477,583	1,954,706	0	0	594,365	0.0%	0.0%
RAMPART INS CO	NY	42,695,649	14,160,491	(338,193)	3,843	2,767,775	34,312	N/A	N/A
RED SHIELD INS CO	WA	38,747,440	19,775,769	351,140	11,139,163	4,908,106	6,227,922	44.7%	56.8%
REDWOOD FIRE & CAS INS CO	NE	761,727,566	425,954,342	3,057,557	97,731,120	9,966,189	28,802,606	53.9%	155.8%
REGENT INS CO	WI	161,648,535	38,130,566	(2,135,408)	55,918,301	46,554,664	19,277,082	73.5%	30.4%
REPUBLIC IND CO OF AMER	CA	858,544,853	279,844,841	11,866,854	158,382,736	123,147,365	48,901,256	80.2%	31.8%
REPUBLIC IND CO OF CA	CA	42,068,950	23,600,495	220,668	4,898,435	3,808,681	1,512,410	80.2%	31.8%
REPUBLIC MORTGAGE INS CO	NC	1,755,650,549	113,542,721	(214,689,671)	291,005,666	628,737,571	34,122,819	206.1%	11.2%
REPUBLIC MORTGAGE INS CO OF FL	FL	36,471,442	8,749,430	(3,728,514)	5,028,526	10,834,911	700,962	205.3%	13.3%
REPUBLIC MORTGAGE INS OF NC	NC	381,165,058	14,669,743	(63,812,123)	54,883,712	154,692,877	7,835,735	267.8%	13.6%
REPWEST INS CO	AZ	243,987,736	94,284,079	16,922,651	29,253,338	10,055,622	16,407,288	34.4%	56.2%
RESPONSE INS CO	IL	26,682,897	22,005,120	116,326	0	0	0	0.0%	0.0%
RESPONSE WORLDWIDE INS CO	IL	11,827,035	8,816,857	203,073	0	0	260	0.0%	0.0%
RIVERPORT INS CO	MN	124,172,605	37,884,448	3,654,245	(5,462,014)	1,816,900	1,022,101	49.7%	28.0%
RLI IND CO	IL	43,188,713	42,244,294	836,587	215,208	(30,634)	295,326	-13.3%	128.2%
RLI INS CO	IL	1,423,901,416	684,072,181	127,202,007	377,238,114	195,109,531	154,918,740	53.3%	42.3%
ROCHE SURETY & CAS CO INC	FL	19,848,898	7,717,006	276,564	2,689,366	0	2,207,084	0.0%	83.7%
ROCKWOOD CAS INS CO	PA	231,130,760	70,534,901	9,719,716	44,890,891	17,827,576	18,983,021	40.1%	42.7%
ROCKY MOUNTAIN FIRE & CAS CO	WA	23,810,255	18,009,533	847,538	6,075,749	4,558,906	1,679,906	70.6%	26.0%
RSUI IND CO	NH	3,013,445,017	1,296,009,417	108,732,270	661,368,225	437,180,558	178,370,915	72.2%	29.4%
RURAL COMM INS CO	MN	5,421,077,494	580,316,465	(5,501,696)	419,420,611	402,479,600	13,455,615	100.9%	3.4%
RVNI NATL INS CO	CT	14,945,384	14,870,487	193,805	0	0	121,955	0.0%	N/A
SAFECO INS CO OF AMER	NH	4,029,806,477	945,050,196	193,502,038	1,659,568,585	1,087,867,300	533,847,280	66.7%	32.7%
SAFECO INS CO OF IL	IL	644,307,837	163,583,930	19,259,088	218,364,289	143,140,438	70,243,088	66.7%	32.7%
SAFECO INS CO OF IN	IN	39,947,467	14,365,613	271,480	0	0	0	0.0%	0.0%
SAFECO NATL INS CO	NH	72,707,694	69,235,272	1,552,810	0	0	0	0.0%	0.0%
SAFETY FIRST INS CO	IL	17,353,445	14,043,310	329,054	1,783,717	762,700	729,902	44.5%	42.6%
SAFETY NATL CAS CORP	MO	3,544,051,071	960,817,306	36,846,218	549,025,783	514,050,888	141,101,949	101.1%	27.8%
SAFEMAY INS CO	IL	372,945,671	271,338,094	8,086,933	115,699,615	90,084,736	32,240,933	78.7%	28.2%

Summary of Financial Condition as of December 31, 2012

Property and Casualty Insurers

COMPANY NAME	STATE	ADMITTED ASSETS	CAPITAL & SURPLUS	NET INCOME	NET PREMIUMS WRITTEN	NET LOSSES & LAE	OTHER EXPENSES	NET LOSS & LAE RATIO	NET OTHER EXPENSE RATIO
SAGAMORE INS CO	IN	149,019,114	120,162,743	2,505,192	16,768,320	14,757,509	6,342,438	71.7%	30.8%
SAMSUNG FIRE & MARINE INS CO LTD	NY	132,365,222	65,477,339	(1,492,534)	42,060,317	20,730,432	17,119,225	61.1%	50.5%
SAN FRANCISCO REINS CO	CA	94,290,864	72,113,272	(4,338,776)	0	8,109,539	2,439	0.0%	0.0%
SCOR REINS CO	NY	2,247,565,495	618,858,956	(89,214,731)	709,281,961	548,013,072	239,427,631	76.6%	33.5%
SCOTTSDALE IND CO	OH	143,670,404	35,966,121	697,069	0	0	0	0.0%	0.0%
SEABRIGHT INS CO	IL	890,130,924	307,555,428	19,774,265	226,656,784	174,650,385	64,684,471	73.8%	27.3%
SEATON INS CO	RI	90,696,101	8,246,015	(2,787,514)	(32)	14,657,374	1,245,547	N/A	N/A
SEAWORTHY INS CO	MD	100,418,083	45,344,715	(6,303,712)	25,795,897	31,449,973	12,389,269	97.6%	38.5%
SECURA INS A MUT CO	WI	797,435,912	273,305,542	22,884,871	344,856,480	214,369,537	108,414,283	64.0%	32.4%
SECURA SUPREME INS CO	WI	99,377,427	43,488,451	2,947,518	38,317,379	23,818,838	11,584,497	64.0%	31.1%
SECURIAN CAS CO	MN	118,804,229	67,639,457	7,832,543	86,181,277	40,933,793	34,415,167	50.3%	42.3%
SECURITY NATL INS CO	DE	232,736,748	51,194,378	10,623,684	28,020,706	14,718,797	(9,730,401)	71.4%	N/A
SELECT INS CO	TX	69,251,759	69,057,963	2,239,330	0	0	0	0.0%	0.0%
SELECT MARKETS INS CO	IL	15,333,381	15,073,027	293,632	0	0	0	0.0%	0.0%
SELECTIVE INS CO OF NY	NY	339,905,932	72,603,012	2,715,267	116,664,319	78,412,928	38,354,163	70.7%	34.6%
SENECA INS CO INC	NY	443,927,418	157,329,622	22,166,010	190,053,110	96,314,790	69,408,211	54.7%	39.4%
SENTINEL INS CO LTD	CT	201,618,882	131,244,420	14,403,495	29,535,072	21,557,041	8,587,526	72.7%	28.9%
SENTRUIITY CAS CO	TX	72,186,897	33,909,280	2,923,406	21,744,314	1,471,380	(659,449)	33.4%	N/A
SENTRY CAS CO	WI	212,375,723	74,902,979	3,717,447	43,183,096	32,039,598	12,527,133	77.3%	30.2%
SENTRY INS A MUT CO	WI	6,248,130,004	3,637,154,525	229,994,105	950,028,111	704,871,167	275,596,917	77.3%	30.2%
SENTRY SELECT INS CO	WI	620,790,668	221,453,818	11,516,546	172,732,384	128,158,393	50,108,530	77.3%	30.2%
SEQUOIA IND CO	NV	18,317,322	9,294,310	690,835	897,321	54,174	(154,576)	6.6%	N/A
SEQUOIA INS CO	CA	233,646,999	73,690,729	(5,996,762)	99,451,011	77,248,038	39,259,901	78.2%	39.7%
SERVICE INS CO	FL	37,219,139	20,388,700	(1,547,296)	12,895,167	3,883,855	5,391,270	59.0%	81.9%
SIRIUS AMER INS CO	NY	1,669,723,737	528,337,759	26,175,529	271,201,399	199,958,106	89,017,263	76.8%	34.2%
SOMPO JAPAN INS CO OF AMER	NY	911,015,860	494,167,550	19,216,890	104,662,805	57,397,070	36,280,981	59.2%	37.4%
SOUTHERN INS CO	TX	51,187,259	30,203,505	2,137,613	1,534,955	2,031,130	295,743	98.8%	14.4%
SOUTHWEST MARINE & GEN INS CO	AZ	85,632,054	39,230,401	1,616,437	16,335,809	9,438,891	4,919,617	62.3%	32.5%
SPARTA INS CO	CT	535,398,235	254,267,988	(98,657)	144,281,859	107,205,504	39,391,353	77.1%	28.3%
SPRINGFIELD INS CO INC	CA	95,931,365	34,383,064	(719,835)	24,458,977	21,667,461	6,800,886	90.3%	28.3%
ST PAUL FIRE & MARINE INS CO	CT	18,761,764,152	6,000,663,680	594,761,195	5,006,430,125	3,360,494,466	1,593,827,747	67.7%	32.1%
ST PAUL GUARDIAN INS CO	CT	76,411,867	25,433,572	2,169,069	19,559,235	13,258,122	6,119,033	68.4%	31.5%
ST PAUL MERCURY INS CO	CT	353,863,098	129,021,830	10,656,439	78,236,939	53,032,549	24,476,242	68.4%	31.5%

Summary of Financial Condition as of December 31, 2012

Property and Casualty Insurers

COMPANY NAME	STATE	ADMITTED ASSETS	CAPITAL & SURPLUS	NET INCOME	NET PREMIUMS WRITTEN	NET LOSSES & LAE	OTHER EXPENSES	NET LOSS & LAE RATIO	NET OTHER EXPENSE RATIO
ST PAUL PROTECTIVE INS CO	IL	506,799,820	224,203,198	16,338,683	113,443,563	76,897,207	35,490,559	68.4%	31.5%
STANDARD FIRE INS CO	CT	3,440,165,126	1,057,756,337	130,698,386	946,716,970	641,694,066	296,162,836	68.4%	31.5%
STANDARD GUAR INS CO	DE	188,937,295	94,076,745	32,394,319	121,293,463	33,261,616	43,408,715	28.9%	37.7%
STAR INS CO	MI	956,786,241	263,095,506	5,751,624	285,745,074	242,803,354	85,776,707	79.3%	28.0%
STARNET INS CO	DE	190,401,076	107,377,524	4,285,829	0	0	418,222	0.0%	0.0%
STARR IND & LIAB CO	TX	2,904,072,458	1,871,265,619	14,934,207	625,299,954	386,087,004	134,718,597	76.7%	26.8%
STATE AUTO PROP & CAS INS CO	IA	1,888,981,536	505,400,809	3,477,559	828,006,777	611,249,845	281,671,187	74.8%	34.4%
STATE AUTOMOBILE MUT INS CO	OH	2,093,759,910	748,700,573	(10,416,710)	552,004,172	406,863,619	189,452,219	74.6%	34.8%
STATE FARM FIRE & CAS CO	IL	28,999,078,166	8,805,362,459	317,194,526	14,409,505,523	10,988,852,886	3,950,004,335	77.4%	27.9%
STATE FARM GEN INS CO	IL	6,061,210,886	3,101,888,278	268,182,786	1,976,892,737	1,234,486,858	584,321,812	63.1%	28.8%
STATE FARM MUT AUTO INS CO	IL	114,933,159,164	65,241,902,623	1,525,034,673	33,697,866,885	25,932,156,967	8,026,182,441	78.1%	24.2%
STATE NATL INS CO INC	TX	206,885,936	147,808,982	4,925,766	30,328,481	13,959,106	20,125,515	39.3%	56.6%
STONEBRIDGE CAS INS CO	OH	304,317,000	105,652,545	17,031,040	175,264,613	89,098,903	85,597,327	52.6%	38.7%
STONEWALL INS CO	NE	90,199,852	71,344,733	(478,651)	2,336,215	5,141,203	1,021,296	339.9%	67.5%
STONEWOOD NATL INS CO	OH	42,548,483	42,076,946	(320,373)	0	0	831,323	0.0%	0.0%
STONINGTON INS CO	TX	76,174,651	56,018,260	(5,536,964)	(906)	(427,303)	(60,008)	N/A	N/A
STRATFORD INS CO	NH	159,754,352	69,637,476	1,396,184	19,375,777	12,597,688	6,685,271	70.0%	37.1%
SUBLIMITY INS CO	OR	29,412,122	13,691,438	925,876	20,984,936	12,343,363	6,861,008	65.2%	36.2%
SUECIA INS CO	NY	48,999,171	21,096,068	746,479	2	177,417	118,923	N/A	N/A
SUN SURETY INS CO	SD	15,143,372	7,172,454	414,092	2,543,261	256,451	1,795,745	10.1%	70.9%
SURETEC INS CO	TX	150,313,813	72,299,115	5,411,912	51,643,371	16,977,983	29,169,745	33.7%	57.9%
SURETY BONDING CO OF AMER	SD	7,941,147	7,935,029	174,469	0	0	0	0.0%	0.0%
SWISS REINS AMER CORP	NY	12,061,077,985	4,973,175,114	431,838,743	1,439,425,548	611,428,989	447,869,431	43.3%	31.7%
SYNCORA GUAR INC	NY	1,099,854,007	510,658,687	307,837,913	27,807,432	(235,016,001)	28,418,841	N/A	59.6%
T H E INS CO	LA	177,689,689	55,431,523	2,409,931	50,655,804	33,415,073	17,614,641	70.0%	36.9%
TEACHERS INS CO	IL	315,505,820	131,479,698	15,884,245	179,233,471	126,954,157	49,015,751	71.6%	27.7%
TECHNOLOGY INS CO INC	NH	915,522,331	206,770,052	45,621,343	308,412,803	175,574,895	74,268,375	67.9%	28.7%
THE BAR PLAN MUT INS CO	MO	49,476,172	15,606,657	(7,356,346)	10,634,085	14,403,676	4,562,418	137.8%	43.6%
THE CINCINNATI IND CO	OH	101,397,660	76,164,851	2,372,074	0	0	0	0.0%	0.0%
THE TRAVELERS CAS CO	CT	200,869,226	58,514,637	6,099,275	56,721,781	38,448,591	17,745,262	68.4%	31.5%
TIG INS CO	CA	2,310,110,826	928,148,029	(128,165,643)	132,607	93,382,411	41,477,032	N/A	N/A
TITAN IND CO	TX	262,311,457	177,192,923	(2,071,914)	0	0	0	0.0%	0.0%
TNUS INS CO	NY	65,149,805	52,715,544	317,730	0	1,338,024	(800,208)	0.0%	0.0%

Summary of Financial Condition as of December 31, 2012

Property and Casualty Insurers

COMPANY NAME	STATE	ADMITTED ASSETS	CAPITAL & SURPLUS	NET INCOME	NET PREMIUMS WRITTEN	NET LOSSES & LAE	OTHER EXPENSES	NET LOSS & LAE RATIO	NET OTHER EXPENSE RATIO
TOKIO MARINE & NICHIDO FIRE INS CO	NY	1,387,396,694	499,065,302	8,855,862	263,045,431	195,360,878	97,012,094	78.8%	39.1%
TOKIO MARINE AMER INS CO	NY	23,164,237	21,857,258	(914,339)	2,188	27,034	1,018,507	N/A	N/A
TORUS NATL INS CO	DE	112,843,236	71,796,486	(8,013,879)	22,577,887	14,632,039	13,085,615	84.2%	75.1%
TOWER INS CO OF NY	NY	983,905,973	267,245,872	(7,704,632)	385,172,477	286,721,886	147,576,286	74.7%	38.4%
TOYOTA MOTOR INS CO	IA	411,610,997	177,007,470	20,084,094	52,003,211	14,742,976	14,230,288	34.1%	32.9%
TRADERS & GEN INS CO	TX	50,325,712	50,112,154	1,297,545	0	0	0	0.0%	0.0%
TRANS PACIFIC INS CO	NY	65,748,448	48,405,358	(460,728)	(52,475)	3,699,362	(1,845,844)	N/A	N/A
TRANSATLANTIC REINS CO	NY	14,661,504,683	4,179,140,296	345,454,679	3,074,456,777	2,205,925,603	983,420,595	71.2%	32.1%
TRANS GUARD INS CO OF AMER INC	IL	227,970,366	109,686,887	6,344,549	55,431,288	39,886,892	20,045,553	71.6%	36.0%
TRANSPORT INS CO	OH	44,437,966	12,113,084	(2,655,299)	0	425,597	2,915,505	0.0%	0.0%
TRANSPORTATION INS CO	IL	86,318,532	86,267,184	2,247,292	0	0	0	0.0%	0.0%
TRAVCO INS CO	CT	217,622,410	66,119,799	5,426,867	52,809,935	35,796,965	16,521,452	68.4%	31.5%
TRAVELERS CAS & SURETY CO	CT	15,137,117,645	5,149,517,534	610,415,771	3,983,060,229	2,699,357,687	1,274,056,067	68.3%	32.3%
TRAVELERS CAS & SURETY CO OF AMER	CT	4,339,558,778	1,780,451,821	416,994,597	1,223,012,214	330,707,361	494,380,892	26.4%	39.5%
TRAVELERS CAS CO OF CT	CT	318,933,010	88,388,753	10,937,102	91,928,404	62,313,250	28,759,588	68.4%	31.5%
TRAVELERS CAS INS CO OF AMER	CT	1,841,383,098	506,552,250	59,744,982	533,967,113	361,947,263	167,050,510	68.4%	31.5%
TRAVELERS COMMERCIAL CAS CO	CT	321,694,253	88,961,084	10,197,261	91,928,404	62,313,250	28,759,588	68.4%	31.5%
TRAVELERS COMMERCIAL INS CO	CT	333,341,483	87,401,004	9,051,834	91,928,404	62,313,250	28,759,588	68.4%	31.5%
TRAVELERS CONSTITUTION STATE INS CO	CT	199,264,120	58,972,959	6,323,587	56,721,781	38,448,591	17,745,262	68.4%	31.5%
TRAVELERS HOME & MARINE INS CO	CT	412,274,926	113,459,316	5,033,410	52,809,935	35,796,965	16,521,452	68.4%	31.5%
TRAVELERS IND CO	CT	21,295,148,223	7,119,286,075	677,503,907	4,557,545,747	3,068,481,114	1,425,907,094	68.3%	31.6%
TRAVELERS IND CO OF AMER	CT	638,950,805	180,735,223	16,938,452	150,606,109	102,087,678	47,116,794	68.4%	31.5%
TRAVELERS IND CO OF CT	CT	1,065,153,399	350,125,289	33,932,798	267,961,518	181,636,530	83,831,193	68.4%	31.5%
TRAVELERS PROP CAS CO OF AMER	CT	841,745,403	450,078,953	15,992,740	70,413,246	47,729,292	22,037,716	68.4%	31.6%
TRAVELERS PROP CAS INS CO	CT	224,134,374	66,630,494	6,296,955	58,677,705	39,774,408	18,357,171	68.4%	31.5%
TRENWICK AMER REINS CORP	CT	94,723,430	35,100,514	1,830,268	864,065	(1,053,382)	3,861	-121.9%	0.4%
TRI STATE INS CO OF MN	MN	29,972,195	30,250,674	1,430,783	0	0	0	0.0%	0.0%
TRINITY UNIVERSAL INS CO	TX	2,407,881,342	839,025,588	41,031,600	1,550,457,768	1,221,418,527	485,904,482	78.1%	31.1%
TRITON INS CO	TX	554,442,970	219,359,995	74,852,008	147,321,159	45,806,997	24,912,666	30.9%	16.8%
TRUCK INS EXCH	CA	1,963,013,951	534,962,646	(29,265,957)	1,073,783,984	777,147,269	350,394,495	73.3%	33.1%
TRUMBULL INS CO	CT	210,543,586	91,314,485	10,906,415	49,225,119	35,928,403	14,312,543	72.7%	28.9%
TWIN CITY FIRE INS CO CO	IN	643,054,820	291,114,546	26,371,171	147,675,354	107,785,209	42,937,628	72.7%	28.9%
ULLICO CAS CO	DE	327,720,858	(52,883,209)	(80,380,931)	148,615,431	202,927,928	46,684,968	132.9%	30.6%

Summary of Financial Condition as of December 31, 2012

Property and Casualty Insurers

COMPANY NAME	STATE	ADMITTED ASSETS	CAPITAL & SURPLUS	NET INCOME	NET PREMIUMS WRITTEN	NET LOSSES & LAE	OTHER EXPENSES	NET LOSS & LAE RATIO	NET OTHER EXPENSE RATIO
UNDERWRITER FOR THE PROFESSIONS INS	OR	245,624,166	75,465,038	8,063,494	18,635,004	8,651,528	782,055	305.2%	27.6%
UNIGARD IND CO	WI	64,063,942	18,217,624	(1,124,872)	23,910,030	20,690,961	8,567,592	73.5%	30.4%
UNIGARD INS CO	WI	466,238,955	157,804,733	33,138,506	140,650,775	131,904,882	54,618,401	73.5%	30.4%
UNION INS CO	IA	92,820,469	26,994,947	871,032	0	0	0	0.0%	0.0%
UNIONE ITALIANA REINS CO OF AMER	NY	73,994,950	32,110,463	1,689,678	3,720	(1,449,885)	94,973	N/A	N/A
UNITED FINANCIAL CAS CO	OH	1,815,880,253	391,346,069	73,972,976	1,173,174,178	777,165,092	243,484,314	72.8%	22.8%
UNITED FIRE & CAS CO	IA	1,434,075,938	585,985,968	19,045,476	425,865,326	288,605,135	134,923,574	70.5%	33.0%
UNITED GUAR CREDIT INS CO	NC	23,282,230	20,358,800	(936,537)	539,472	1,882,631	1,041,165	328.0%	181.4%
UNITED GUAR MORTGAGE IND CO	NC	309,770,893	109,357,875	(28,575,147)	11,405,299	53,747,229	10,620,437	1315.8%	260.0%
UNITED GUAR RESIDENTIAL INS CO	NC	2,930,260,959	1,382,974,810	(100,819,078)	576,585,754	476,635,915	144,380,476	116.6%	35.3%
UNITED GUAR RESIDENTIAL INS CO OF NC	NC	472,210,262	319,802,134	(40,435,847)	97,233,407	157,324,758	11,590,100	174.2%	12.8%
UNITED HERITAGE PROP & CAS CO	ID	32,541,669	13,569,536	1,644,570	20,698,081	12,341,126	6,619,939	63.3%	34.0%
UNITED NATL SPECIALTY INS CO	WI	78,480,951	59,628,839	1,306,275	4,245,957	3,233,151	1,791,876	75.6%	41.9%
UNITED SECURITY INS CO	CO	5,241,622	5,166,569	(88,377)	0	0	583,717	0.0%	0.0%
UNITED SERV AUTOMOBILE ASSN	TX	25,880,688,984	18,362,887,835	437,173,935	5,721,432,215	4,630,141,132	816,085,674	81.8%	14.4%
UNITED STATES FIDELITY & GUAR CO	CT	4,797,215,673	2,627,467,572	216,715,729	862,562,260	584,684,051	269,850,845	68.4%	31.5%
UNITED STATES FIRE INS CO	DE	2,924,116,005	881,716,335	(50,147,466)	809,982,229	641,191,801	250,742,269	81.2%	31.8%
UNITED STATES LIAB INS CO	PA	675,475,317	441,120,678	15,699,033	118,479,133	46,776,934	52,952,213	47.2%	53.4%
UNITED WI INS CO	WI	344,373,055	67,900,566	3,768,174	53,464,875	43,802,983	15,980,773	73.2%	26.7%
UNITRIN AUTO & HOME INS CO	NY	119,591,036	32,394,090	1,869,451	0	0	714	0.0%	0.0%
UNITRIN PREFERRED INS CO	NY	29,672,739	9,153,522	460,254	0	0	0	0.0%	0.0%
UNITRIN SAFEGUARD INS CO	WI	27,515,375	6,592,295	233,194	0	0	456	0.0%	0.0%
UNIVERSAL FIRE & CAS INS CO	IN	12,619,570	6,430,792	4,089	2,835,025	0	2,898,216	0.0%	102.2%
UNIVERSAL SURETY CO	NE	133,374,114	97,281,643	3,610,206	2,781,328	123,329	1,782,868	4.5%	64.7%
UNIVERSAL SURETY OF AMER	SD	15,525,377	15,470,692	769,252	0	0	0	0.0%	0.0%
UNIVERSAL UNDERWRITERS INS CO	IL	385,427,601	341,694,464	10,358,234	0	0	0	0.0%	0.0%
UNIVERSAL UNDERWRITERS OF TX INS	IL	11,879,684	9,662,460	271,482	0	0	0	0.0%	0.0%
US SPECIALTY INS CO	TX	2,055,971,992	552,512,597	104,903,173	440,215,079	273,418,371	130,863,711	59.5%	28.5%
USAA CAS INS CO	TX	7,773,384,295	3,673,332,707	151,853,414	4,385,423,245	3,529,041,425	581,281,962	83.6%	13.8%
USAA GEN IND CO	TX	1,676,156,295	580,829,975	42,798,952	1,173,564,010	939,672,497	131,979,396	83.2%	11.7%
UTAH MEDICAL INS ASSOC	OR	272,220,882	99,900,753	16,963,362	48,339,872	27,622,619	6,376,992	55.6%	12.8%
UTICA MUT INS CO	NY	2,110,616,883	742,668,877	(5,863,296)	532,334,528	371,980,377	200,958,033	70.5%	38.1%
VALIANT INS CO	DE	39,265,243	32,259,706	(2,326,949)	0	2,384,673	2,290,971	0.0%	0.0%

Summary of Financial Condition as of December 31, 2012

Property and Casualty Insurers

COMPANY NAME	STATE	ADMITTED ASSETS	CAPITAL & SURPLUS	NET INCOME	NET PREMIUMS WRITTEN	NET LOSSES & LAE	OTHER EXPENSES	NET LOSS & LAE RATIO	NET OTHER EXPENSE RATIO
VALLEY FORGE INS CO	PA	74,592,466	74,564,005	3,118,284	0	0	0	0.0%	0.0%
VALLEY INS CO	CA	6,788,586	6,674,239	(2,041,212)	0	0	150	0.0%	0.0%
VANLINER INS CO	MO	302,709,883	110,853,580	13,198,709	96,836,284	58,014,847	27,894,053	62.2%	29.9%
VERLAN FIRE INS CO MD	NH	24,189,478	24,129,699	680,308	0	0	0	0.0%	0.0%
VICTORIA FIRE & CAS CO	OH	151,795,432	62,457,285	422,618	0	0	0	0.0%	0.0%
VIGILANT INS CO	NY	451,265,663	246,766,227	12,833,911	43,386,563	29,123,211	12,952,939	67.3%	29.9%
VIKING INS CO OF WI	WI	379,193,825	179,682,489	6,208,799	86,366,192	64,079,197	25,054,265	77.3%	30.2%
VIRGINIA SURETY CO INC	IL	978,940,010	292,050,349	52,119,386	327,261,086	209,455,436	80,577,195	62.5%	24.0%
WARNER INS CO	IL	13,899,122	11,389,893	98,369	0	0	(1,740)	0.0%	0.0%
WASHINGTON CAS CO	WA	24,124,099	19,848,074	358,342	0	0	0	0.0%	0.0%
WASHINGTON INTL INS CO	NH	116,966,867	69,412,256	3,118,988	4,325,572	1,618,701	2,147,865	36.3%	48.2%
WAUSAU BUSINESS INS CO	WI	198,818,427	46,990,692	(4,808,817)	52,224,225	44,551,242	15,642,966	90.3%	31.7%
WAUSAU UNDERWRITERS INS CO	WI	286,810,522	94,267,801	(2,493,243)	52,224,225	44,551,242	15,642,966	90.3%	31.7%
WESCO INS CO	DE	505,245,034	114,503,956	9,263,036	80,705,119	43,371,097	2,263,793	76.6%	4.0%
WEST AMER INS CO	IN	331,118,934	262,851,839	8,891,017	0	0	0	0.0%	0.0%
WESTCHESTER FIRE INS CO	PA	2,119,270,815	813,703,193	103,790,865	389,770,945	243,589,415	114,606,451	67.2%	31.6%
WESTERN AGRIC INS CO	IA	163,508,606	63,887,102	7,719,459	91,559,770	63,860,730	23,362,275	71.4%	26.1%
WESTERN COMM INS CO	ID	31,848,153	26,163,889	1,256,299	0	0	(472,729)	0.0%	0.0%
WESTERN GEN INS CO	CA	62,486,023	21,775,575	(5,060,902)	34,857,166	22,937,889	16,908,043	69.5%	51.2%
WESTERN NATL ASSUR CO	MN	47,109,659	21,004,196	1,100,063	18,699,045	12,370,339	5,159,329	70.0%	29.2%
WESTERN NATL MUT INS CO	MN	647,036,704	292,435,151	12,390,447	233,738,076	154,629,242	64,491,595	70.0%	29.2%
WESTERN PROFESSIONAL INS CO	WA	13,508,764	13,364,001	278,694	0	0	73,615	0.0%	0.0%
WESTERN PROTECTORS INS CO	OR	11,504,546	9,032,673	351,204	(503,367)	0	(96,107)	0.0%	0.0%
WESTERN SURETY CO	SD	1,732,544,110	1,052,398,543	126,712,296	411,740,188	64,689,342	221,656,027	15.6%	53.3%
WESTERN UNITED INS CO	IN	231,333,638	127,008,534	8,256,359	84,087,355	57,570,812	27,572,778	69.5%	33.3%
WESTFIELD INS CO	OH	2,243,144,674	853,602,817	89,562,195	867,770,313	554,566,568	297,779,074	64.9%	34.8%
WESTPORT INS CORP	MO	5,331,348,237	1,726,506,207	107,952,370	535,123,287	249,561,566	175,853,196	64.9%	45.7%
WILLIAMSBURG NATL INS CO	MI	137,488,422	29,431,976	1,704,516	53,592,155	45,538,334	16,191,790	79.3%	28.2%
WILSHIRE INS CO	NC	177,161,022	79,734,166	16,522,345	46,536,966	30,883,819	16,435,763	71.0%	37.8%
WORK FIRST CAS CO	DE	44,579,974	7,811,985	(3,663,604)	22,076,172	22,708,285	5,341,834	101.6%	23.9%
WORKERS COMP EXCH	ID	8,607,596	668,149	0	1,232,410	1,196,107	216,627	97.1%	17.6%
WORKMENS AUTO INS CO	CA	40,590,817	10,227,862	(3,523,824)	34,190,172	30,904,057	13,261,658	86.7%	37.2%
WRIGHT NATL FLOOD INS CO	TX	30,980,971	18,113,332	9,103,726	731,587	16,437,764	(29,734,816)	N/A	N/A
WRM AMER IND CO INC	NY	69,907,995	61,275,536	(2,451,131)	3,937,473	5,480,835	2,793,408	99.8%	50.8%
X L INS CO OF NY	NY	221,862,447	83,682,249	4,378,257	38,824,135	27,410,729	14,590,199	73.4%	39.1%
XL INS AMER INC	DE	775,649,359	252,998,753	16,678,328	129,413,782	91,369,099	48,633,996	73.4%	39.1%

Summary of Financial Condition as of December 31, 2012

Property and Casualty Insurers

COMPANY NAME	STATE	ADMITTED ASSETS	CAPITAL & SURPLUS	NET INCOME	NET PREMIUMS WRITTEN	NET LOSSES & LAE	OTHER EXPENSES	NET LOSS & LAE RATIO	NET OTHER EXPENSE RATIO
XL REINS AMER INC	NY	5,413,040,894	2,237,834,022	65,540,922	841,189,575	593,899,147	316,120,974	73.4%	39.1%
XL SPECIALTY INS CO	DE	440,703,057	168,667,609	4,689,307	77,648,268	54,821,460	29,180,398	73.4%	39.1%
YORK INS CO	RI	18,820,473	11,103,849	885,705	30,176	(1,096,911)	319,055	N/A	N/A
YOSEMITE INS CO	IN	353,444,265	263,414,374	18,493,256	50,841,506	18,358,545	12,863,336	40.0%	28.0%
ZALE IND CO	TX	36,335,367	16,025,130	4,883,260	21,270,455	2,467,544	5,964,723	15.4%	37.3%
ZENITH INS CO	CA	1,846,334,188	443,709,348	(125,376,484)	596,683,458	454,903,455	216,538,498	77.8%	37.0%
ZURICH AMER INS CO	NY	30,011,078,824	7,642,260,323	1,156,546,825	4,437,756,592	3,590,259,061	874,634,901	81.8%	19.9%
ZURICH AMER INS CO OF IL	IL	41,384,951	34,946,948	1,566,410	0	0	0	0.0%	0.0%

Summary of Financial Condition as of December 31, 2012

Managed Care Organizations

COMPANY NAME	STATE	INCORPORATED DATE	LICENSED DATE	TOTAL ASSETS	LIABILITIES	CAPITAL & SURPLUS	NET INCOME	DIRECT PREMIUMS WRITTEN IN IDAHO
ADVANTAGE DENTAL PLAN, INC.	OR	10/13/1994	7/17/2003	1,520,492	59,016	1,461,476	25,231	0
ALPHA DENTAL PROGRAMS, INC.	TX	12/31/1985	6/4/2008	5,359,389	2,310,049	3,049,340	1,224,380	24,362
ALTUS HEALTH PLANS, INC.	UT	7/1/1987	12/18/2004	97,836,879	47,115,374	50,721,505	8,930,869	17,043,357
HUMANA BENEFIT PLAN OF ILLINOIS, INC.	IL	6/20/1994	4/12/2012	64,251,036	19,620,418	44,630,618	3,796,949	0
HUMANA HEALTH PLAN, INC.	KY	8/23/1982	3/1/2008	845,208,799	337,267,023	307,941,776	(28,891,785)	34,420,204
PACIFICSOURCE HEALTH PLANS	OR	3/31/1933	5/19/2006	209,216,150	99,439,325	109,776,825	(25,935,955)	99,298,992
SELECTHEALTH, INC.	UT	12/27/1983	10/26/2012	573,290,760	197,255,545	376,035,215	33,358,558	1,462,801
WILLAMETTE DENTAL OF IDAHO, INC.	ID	7/22/1998	9/11/1998	14,992,374	178,072	14,814,302	79,874	7,060,329
WINDSOR HEALTH PLAN, INC.	TN	5/14/1993	4/13/2012	208,307,901	144,262,547	64,045,354	(64,950,873)	0

Hospital and Professional Service Corporations

COMPANY NAME	STATE	INCORPORATED DATE	LICENSED DATE	TOTAL ASSETS	LIABILITIES	CAPITAL & SURPLUS	NET INCOME	DIRECT PREMIUMS WRITTEN IN IDAHO
DELTA DENTAL PLAN OF IDAHO, INC.	ID	6/21/1971	2/21/1973	32,755,616	9,290,024	23,465,591	3,190,642	31,969,679
VISION SERVICE PLAN OF IDAHO, INC.	ID	1/26/1968	4/1/1968	14,431,354	1,181,981	13,249,373	3,164,313	5,821,503

Hospital Trusts

COMPANY NAME	STATE	INCORPORATED DATE	LICENSED DATE	TOTAL ASSETS	LIABILITIES	CAPITAL & SURPLUS	NET INCOME	DIRECT PREMIUMS WRITTEN IN IDAHO
--------------	-------	-------------------	---------------	--------------	-------------	-------------------	------------	----------------------------------

NONE

Updated and Corrected on 1/13/14

Summary of Financial Condition as of December 31, 2012

Fraternal Benefit Societies

COMPANY NAME	STATE	INCORPORATED DATE	LICENSED DATE	TOTAL ASSETS	LIABILITIES	SURPLUS	NET INCOME	TOTAL PAYMENTS RCVD FROM IDAHO MEMBERS
CROATIAN FRATERNAL UNION OF AMERICA	PA	05/31/1897	8/13/1931	400,299,038	376,781,624	23,517,414	4,924,946	1,131
EVERENCE ASSOCIATION, INC.	IN	12/15/1964	10/19/1982	396,884,752	317,322,816	79,561,936	6,083,102	77,172
FIRST CATHOLIC SLOVAK LADIES ASSN USA	OH	01/20/1899	3/1/2008	727,689,664	643,630,015	84,069,649	(1,218,543)	72,354
INDEPENDENT ORDER OF FORESTERS	(CN)	07/23/1881	7/14/1950	2,859,964,829	2,714,440,101	145,524,728	(38,510,929)	1,887,080
KNIGHTS OF COLUMBUS	CT	03/29/1882	1/1/1904	19,401,741,303	17,565,781,957	1,835,959,346	127,663,391	4,170,853
LUSO-AMERICAN LIFE INSURANCE SOCIETY	CA	7/1/1957	3/22/1991	88,147,571	82,183,438	5,964,133	(731,121)	18,210
MODERN WOODMAN OF AMERICA	IL	05/05/1884	5/29/1901	12,385,909,151	11,053,379,336	1,332,529,815	94,062,060	7,084,123
OMAHA WOODMEN LIFE INSURANCE SOCIETY	NE	01/01/1891	12/26/1926	22,915,216	12,175,279	10,739,937	(145,501)	4,968,849
ORDER OF UNITED COMMERCIAL TRAVELERS OF AMERICA	OH	10/04/1890	1/1/1906	831,334,324	624,927,407	206,406,917	9,166,948	311,602
ROYAL NEIGHBORS OF AMERICA	IL	03/21/1885	6/24/1901	337,042,305	329,165,840	7,876,465	457,906	300,798
SONS OF NORWAY	MN	10/28/1898	5/26/1941	68,424,647,258	64,038,718,163	4,385,929,095	504,731,482	25,457,426
THRIVENT FINANCIAL FOR LUTHERANS	WI	11/24/1902	12/1/1926	192,093,609	166,911,306	25,182,304	(578,983)	538
WOMAN'S LIFE INSURANCE SOCIETY	MI	04/06/1897	7/1/1901	59,766,168	47,077,120	12,689,048	730,944	364,090
WOODMEN OF THE WORLD	CO	01/20/1891	5/29/1901	9,517,446,944	8,655,215,304	862,231,640	28,776,092	65,274

County Mutual Fire Company

COMPANY NAME	STATE	INCORPORATED DATE	LICENSED DATE	TOTAL ASSETS	LIABILITIES	SURPLUS	INCOME OVER DISBURSEMENTS	ASSESSMENTS AND FEES
NEZ PERCE FARMERS CO MUT FIRE INS CO	ID	1/1/1904	1/7/1905	585,379	60,642	524,736	(32,580)	124,798

Title Companies

COMPANY NAME	STATE	INCORPORATED DATE	ADMITTED TO IDAHO	TOTAL ASSETS	LIABILITIES	CAPITAL PAID UP	SURPLUS	NET INCOME	DIRECT PREMIUMS WRITTEN IN IDAHO
AMERICAN GUAR TITLE INS CO	OK	07/02/1979	07/18/2005	23,260,717	8,641,605	2,000,000	12,619,112	1,973,728	0
CHICAGO TITLE INS CO	NE	08/31/1961	05/13/1966	1,947,770,071	1,035,064,103	2,000,000	910,705,968	152,027,818	13,401,587
COMMONWEALTH LAND TITLE INS CO	NE	03/31/1944	10/25/1972	613,889,329	374,182,393	1,649,306	238,057,630	30,789,143	8,107,504
FIDELITY NATL TITLE INS CO	CA	10/06/1981	11/29/1982	1,399,076,670	951,874,887	76,131,950	371,069,833	85,577,404	6,677,770
FIRST AMER TITLE INS CO	CA	09/24/1968	10/28/1969	2,346,089,024	1,389,726,179	200,000,000	756,362,845	300,837,997	22,147,942
INVESTORS TITLE INS CO	NC	01/28/1972	03/03/1997	122,906,017	63,657,093	2,000,000	57,248,924	9,591,907	0
NATIONAL TITLE INS OF NY INC	NY	03/14/1929	04/13/2011	102,685,484	63,859,042	2,014,515	36,811,927	11,971,012	5,240,359
OLD REPUBLIC NATL TITLE INS CO	MN	08/20/1907	12/08/1983	808,548,286	464,993,185	1,526,434	342,028,667	67,538,863	20,548,711
STEWART TITLE GUAR CO	TX	01/01/1908	04/16/1980	1,000,512,173	571,345,437	8,500,000	420,666,736	10,512,666	7,900,652
UNITED GEN TITLE INS CO	CA	09/02/1983	08/10/1992	16,092,887	4,243,863	2,010,000	9,839,024	269,629	0
WESTCOOR LAND TITLE INS CO	CA	01/11/1993	01/12/2007	49,858,690	33,066,026	3,483,750	13,308,914	2,841,606	9,437,851
WFG NATL TITLE INS CO	SC	06/18/1974	05/19/2005	36,786,691	18,935,747	2,025,000	15,825,944	3,403,232	208,555

Summary of Idaho Business Life and Disability Insurers -- Active 12/31/2012

COMPANY NAME	INCORPORATION DATE	LICENSED DATE	LINES OF BUSINESS	DIRECT IDAHO PREMIUMS WRITTEN	DIRECT IDAHO CLAIMS & BENEFITS	COMPLAINT COUNTS AS OF 12/31/12
4 EVER LIFE INS CO	09/22/1949	12/19/1952	01, 02	58,796	61,250	-
5 STAR LIFE INS CO	05/24/1943	12/01/1987	01, 02	427,455	308,523	-
AAA LIFE INS CO	06/05/1969	08/26/1970	01, 02	971,412	263,866	-
ABILITY INS CO	10/06/1967	04/22/1970	01, 02	2,102,812	2,494,808	1
ACACIA LIFE INS CO	03/03/1869	01/24/1996	01	122,356	184,186	-
ACCENDO INS CO	12/08/1955	06/17/1974	01, 02, 21	(151)	(27,108)	-
ACE LIFE INS CO	07/09/1965	05/04/1966	01, 02	0	0	-
ADVANTAGE DENTAL PLAN INC	10/13/1994	07/17/2003	24	0	0	-
AETNA HLTH & LIFE INS CO	08/19/1971	08/14/1981	01, 02	0	0	-
AETNA HLTH INS CO	07/08/1938	08/29/1968	01, 02	0	0	-
AETNA LIFE INS CO	05/01/1853	05/18/1897	01, 02, 21	23,225,481	17,126,728	2
ALL SAVERS INS CO	02/12/1986	07/31/1996	01, 02	0	0	-
ALLIANZ LIFE & ANN CO	01/25/1984	03/22/1991	01, 21	0	3,553	-
ALLIANZ LIFE INS CO OF N AMER	08/10/1979	10/02/1980	01, 02, 21	44,453,483	39,265,705	1
ALLSTATE ASSUR CO	06/28/1967	12/19/1967	01, 21	0	2,990	-
ALLSTATE LIFE INS CO	03/06/1957	10/23/1957	01, 02, 21	6,511,419	24,979,975	-
ALPHA DENTAL PROGRAMS INC	12/31/1985	06/04/2008	24	24,362	31,195	-
ALTUS HLTH PLANS INC	07/01/1987	12/16/2004	24	17,043,357	16,852,582	2
AMALGAMATED LIFE INS CO	09/29/1943	12/12/2008	01, 02	0	0	-
AMERICAN AMICABLE LIFE INS CO OF TX	09/22/1981	07/07/1987	01, 02	137,493	189,727	-
AMERICAN BANKERS LIFE ASSUR CO OF FL	02/06/1952	08/12/1952	01, 02	734,849	274,117	-
AMERICAN EQUITY INVEST LIFE INS CO	12/19/1980	01/22/1982	01, 21	25,813,093	12,257,750	-
AMERICAN FAMILY LIFE ASSUR CO OF COL	11/17/1955	05/20/1970	01, 02	30,281,491	17,624,506	2
AMERICAN FAMILY LIFE INS CO	11/21/1957	03/28/2001	01, 02, 21	1,545,343	709,524	-
AMERICAN FARMERS & RANCHERS LIFE INS	12/30/1999	09/16/2005	01	1,102	0	-
AMERICAN FIDELITY ASSUR CO	11/30/1960	11/15/1968	01, 02, 21	8,970,845	5,586,982	-
AMERICAN FIDELITY LIFE INS CO	08/15/1956	10/21/1965	01	28,690	1,334	-
AMERICAN GEN LIFE INS CO	01/10/1917	06/21/1961	01, 02, 21	29,791,192	38,082,017	-
AMERICAN HERITAGE LIFE INS CO	09/11/1956	06/18/1962	01, 02	1,581,784	649,440	-
AMERICAN HLTH & LIFE INS CO	06/16/1954	09/13/1954	01, 02	413,972	433,908	-
AMERICAN HOME LIFE INS CO	05/03/1909	11/30/1970	01	46,208	30,429	-
AMERICAN INCOME LIFE INS CO	07/16/1954	08/09/1967	01, 02	3,435,195	842,957	-
AMERICAN LIFE & SECURITY CORP	09/15/1960	06/23/1987	01, 02	0	0	-

**Summary of Idaho Business
Life and Disability Insurers -- Active 12/31/2012**

COMPANY NAME	INCORPORATION DATE	LICENSED DATE	LINE OF BUSINESS	DIRECT IDAHO PREMIUMS WRITTEN	DIRECT IDAHO CLAIMS & BENEFITS	COMPLAINT COUNTS AS OF 12/31/12
AMERICAN MATURITY LIFE INS CO	10/24/1972	06/03/1983	01, 02, 21	0	8,437	-
AMERICAN MEMORIAL LIFE INS CO	03/18/1959	06/28/1968	01, 02	524,673	660,601	1
AMERICAN MODERN LIFE INS CO	12/12/1956	12/14/1978	01, 02	572,405	440,354	-
AMERICAN NATL INS CO	03/19/1905	04/23/1934	01, 02, 21	5,392,857	6,066,685	-
AMERICAN NATL LIFE INS CO OF TX	12/02/1954	04/01/1973	01, 02	64,016	4,606	-
AMERICAN PIONEER LIFE INS CO	07/05/1961	07/13/1987	01, 02	43,952	49,062	-
AMERICAN PUBLIC LIFE INS CO	11/28/1945	10/24/2005	01, 02	74,692	7,585	-
AMERICAN REPUBLIC INS CO	04/04/1929	08/12/1952	01, 02, 21	588,010	466,762	-
AMERICAN SPECIALTY HLTH INS CO	12/27/1972	11/01/1989	01, 02	0	0	-
AMERICAN UNDERWRITERS LIFE INS CO	09/21/1977	03/05/1987	01, 02	985,802	1,063,958	-
AMERICAN UNITED LIFE INS CO	11/07/1877	07/08/1949	01, 02, 21	25,592,541	9,346,586	-
AMERICO FIN LIFE & ANN INS CO	07/01/1946	02/01/1957	01, 02	285,943	833,037	-
AMERTAS LIFE INS CORP	04/06/1887	11/13/1952	01, 02, 21	11,173,038	3,485,765	1
AMICA LIFE INS CO	06/13/1968	03/01/1989	01	117,379	110,290	-
ANNUITY INVESTORS LIFE INS CO	11/13/1981	01/20/1984	01, 02, 21	875,709	744,408	-
ANTHEM INS CO INC	05/22/1944	09/25/1992	0	0	0	-
ANTHEM LIFE INS CO	06/10/1953	10/18/1982	01, 02	2,985	0	-
ASSURITY LIFE INS CO	03/24/1964	11/24/1969	01, 02	661,469	483,692	-
ATHENE ANNUITY & LIFE ASSUR CO	06/28/1909	06/30/1917	01, 02, 21	3,192,508	919,773	1
AURIGEN REINS CO OF AMER	07/08/1964	10/04/1976	01, 02	1,276,972	910,569	-
AURORA NATL LIFE ASSUR CO	04/27/1961	06/23/1963	01, 02	106,800	2,283,846	-
AUTO OWNERS LIFE INS CO	09/28/1965	09/06/2005	01, 02	436,172	(2,402)	-
AVIVA LIFE & ANN CO	02/15/1896	04/02/1914	01, 02	21,886,870	19,932,639	-
AXA CORP SOLUTIONS LIFE REINS CO	05/20/1981	12/16/1981	01	0	0	-
AXA EQUITABLE LIFE & ANN CO	01/18/1984	11/26/1985	01, 02, 21	19,139	11,360	-
AXA EQUITABLE LIFE INS CO	07/26/1859	05/15/1896	01, 02, 21	25,844,424	25,040,531	-
BALBOA LIFE INS CO	08/06/1968	11/24/1972	01, 02	132,813	(2,485)	-
BALTIMORE LIFE INS CO	03/27/1882	08/23/1991	01, 02	244,758	183,575	-
BANKERS FIDELITY LIFE INS CO	06/13/1955	05/02/1997	01, 02	2,466,701	1,685,767	-
BANKERS LIFE & CAS CO	04/06/1880	08/20/1952	01, 02	17,066,311	16,290,666	6
BANKERS LIFE INS CO	04/11/1973	02/27/1996	01, 02	173,995	0	-
BANKERS RESERVE LIFE INS CO OF WI	01/05/1961	04/25/2006	01, 02	0	0	-
BANNER LIFE INS CO	09/21/1981	05/27/1982	01, 02, 21	3,496,992	725,958	1

Summary of Idaho Business **Life and Disability Insurers -- Active 12/31/2012**

COMPANY NAME	INCORPORATION DATE	LICENSED DATE	LINE OF BUSINESS	DIRECT IDAHO PREMIUMS WRITTEN	DIRECT IDAHO CLAIMS & BENEFITS	COMPLAINT COUNTS AS OF 12/31/12
BENEFICIAL LIFE INS CO	05/10/1905	06/07/1905	01, 02	12,419,252	37,558,611	1
BERKLEY LIFE & HLTH INS CO	11/19/1962	12/08/1964	01, 02	186,490	88,266	-
BERKSHIRE HATHAWAY LIFE INS CO NE	05/14/1993	01/26/1999	01	0	32,018	-
BERKSHIRE LIFE INS CO OF AMER	01/02/1968	08/25/1976	01, 02	1,138,903	4,095,436	-
BEST LIFE & HLTH INS CO	11/28/1962	07/20/1981	01, 02	592,220	414,329	-
BLUE CROSS OF ID HLTH SERV INC	12/31/1977	12/31/1977	23	1,262,042,460	1,103,905,496	10
BOSTON MUT LIFE INS CO	08/18/1891	10/02/1980	01, 02	182,628	59,643	-
CAPITOL LIFE INS CO	07/01/1905	06/13/1913	01, 02, 21	0	6,000	-
CATAMARAN INS OF OHIO INC	10/18/1948	10/16/1991	01, 02	1,233	140,148	-
CELTIC INS CO	05/03/1949	07/10/1957	01, 02	22,030	3,970	-
CENTRAL SECURITY LIFE INS CO	02/21/1955	11/08/1983	01, 02	3,062	9,446	-
CENTRAL STATES H & L CO OF OMAHA	06/02/1932	04/01/1951	01, 02	174,833	182,473	-
CENTRAL UNITED LIFE INS CO	09/04/1962	09/07/1966	01, 02	124,464	898,343	-
CENTRE LIFE INS CO	10/06/1926	08/16/1977	01, 02	20,606	(53,517)	-
CENTURION LIFE INS CO	05/10/1956	08/25/1978	01, 02	73,491	4,390	-
CHARTER NATL LIFE INS CO	12/07/1955	08/16/1962	01, 02, 21	0	465	-
CHESAPEAKE LIFE INS CO	04/20/1956	12/29/1967	01, 02	375,644	150,669	-
CHRISTIAN FIDELITY LIFE INS CO	04/25/1935	08/01/1988	01, 02	674	1,425	-
CHURCH LIFE INS CORP	06/24/1922	02/08/2005	01, 02	77,267	33,147	-
CICA LIFE INS CO OF AMER	02/14/1968	08/01/1997	01, 02	41,769	247,319	-
CIGNA HLTH & LIFE INS CO	05/02/1963	06/24/1975	01, 02, 21	4,706,047	4,112,589	-
CINCINNATI LIFE INS CO	07/02/1987	09/14/1988	01, 02	785,263	280,409	-
CM LIFE INS CO	05/19/1981	03/31/1982	01, 02, 21	578,883	3,873,916	-
CMFG LIFE INS CO	05/20/1935	07/03/1956	01, 02, 21	17,835,340	9,975,953	-
COLONIAL LIFE & ACCIDENT INS CO	04/13/1939	02/21/1963	01, 02	3,435,920	1,964,501	1
COLONIAL PENN LIFE INS CO	12/03/1957	10/19/1967	01, 02, 21	1,674,030	1,124,688	-
COLORADO BANKERS LIFE INS CO	05/28/1974	10/28/1983	01, 02	79,375	17,387	-
COLUMBIAN LIFE INS CO	03/18/1988	09/03/1999	01, 02	209,087	67,377	-
COLUMBIAN MUT LIFE INS CO	11/01/1882	10/03/1990	01, 02	382,304	241,013	-
COLUMBUS LIFE INS CO	09/08/1986	09/12/1995	01, 02, 21	258,582	374,542	-
COMBINED INS CO OF AMER	10/02/1919	03/01/1948	01, 02	4,799,195	2,488,106	1
COMMERCIAL TRAVELERS MUT INS CO	03/20/1883	08/13/1981	02	3,664	393	-
COMMONWEALTH ANN & LIFE INS CO	07/26/1974	01/01/1975	01, 02, 21	90,089	4,602,544	-

Summary of Idaho Business Life and Disability Insurers -- Active 12/31/2012

COMPANY NAME	INCORPORATION DATE	LICENSED DATE	INES OF BUSINESS	DIRECT IDAHO PREMIUMS WRITTEN	DIRECT IDAHO CLAIMS & BENEFITS	COMPLAINT COUNTS AS OF 12/31/12
COMPANION LIFE INS CO	06/21/1970	09/16/1981	01, 02	2,883,434	1,429,976	-
COMPBENEFITS INS CO	05/13/1959	09/08/1986	01	268	0	-
CONNECTICUT GEN LIFE INS CO	06/22/1865	01/18/1946	01, 02, 21	10,883,166	10,813,086	-
CONSE CO LIFE INS CO	01/30/1962	10/02/1964	01, 02	647,022	2,099,913	2
CONSTITUTION LIFE INS CO	06/11/1929	01/05/1949	01, 02	11,100	2,536	-
CONTINENTAL AMER INS CO	11/25/1968	12/04/2002	01, 02	679,769	488,184	-
CONTINENTAL ASSUR CO	02/08/1911	07/09/1952	01, 02	22,893	44,005	-
CONTINENTAL GEN INS CO	05/21/1961	07/25/1974	01, 02	226,174	135,452	-
CONTINENTAL LIFE INS CO BRENTWOOD	12/05/1983	10/26/1988	01, 02	334,689	128,353	-
CORVESTA LIFE INS CO	09/25/1965	10/18/1994	01, 02	0	0	-
COUNTRY INVESTORS LIFE ASSUR CO	10/13/1981	02/04/1999	01, 02, 21	13,524	47,279	-
COUNTRY LIFE INS CO	11/24/1928	11/08/1962	01, 02	474,219	493,569	-
COVENTRY HLTH & LIFE INS CO	04/24/1968	09/02/2011	02	30,478	866	-
CSI LIFE INS CO	11/21/1973	09/10/2004	01, 02	672	0	-
DEARBORN NATL LIFE INS CO	08/23/1966	08/28/1975	01, 23	235,269	662,094	-
DELAWARE AMER LIFE INS CO	11/04/1964	01/23/1978	01, 02	7,889	0	-
DENTEGRA INS CO	07/27/1966	12/17/1980	01, 02	708,297	473,704	-
DESERET MUT INS CO	12/31/1968	08/09/2004	02	7,231,099	6,811,253	-
DIRECT GEN LIFE INS CO	11/17/1982	06/22/1983	01, 02	0	0	-
EDUCATORS MUT INS ASSOC	06/26/1935	10/24/2005	02	247,413	211,538	-
EMC NATL LIFE CO	08/01/1962	10/18/1974	01, 02	96,900	524,873	-
EMPHEVS INS CO	03/12/1978	10/29/1996	01, 02	0	0	-
EMPLOYEES LIFE CO MUT	03/14/1946	07/13/1982	01	15,091	365,849	-
EMPLOYERS REASSUR CORP	08/20/1986	07/13/1987	01, 02	0	0	-
ENVISION INS CO	02/08/2006	07/29/2008	02	751,834	596,305	-
EQUITABLE LIFE & CAS INS CO	06/30/1935	05/20/1980	01, 02	1,776,139	1,920,580	-
EQUITRUST LIFE INS CO	06/03/1966	08/11/1971	01, 02, 21	9,184,499	1,278,370	-
EVERENCE INS CO	02/04/1987	08/12/1988	01, 02	0	0	-
EXPRESS SCRIPTS INS CO	10/18/1994	11/15/2006	02	0	0	-
FAMILY HERITAGE LIFE INS CO OF AMER	08/22/1989	02/14/2000	01, 02	690,952	65,586	-
FAMILY LIFE INS CO	06/01/1949	07/09/1953	01, 02, 21	2,806,244	2,115,852	-
FAMILY SERV LIFE INS CO	05/05/1955	07/07/1988	01	0	0	-
FARM BUREAU LIFE INS CO	10/30/1944	07/03/1995	01, 02, 21	26,326,924	22,570,320	-

Summary of Idaho Business Life and Disability Insurers -- Active 12/31/2012

COMPANY NAME	INCORPORATION DATE	LICENSED DATE	LINES OF BUSINESS	DIRECT IDAHO PREMIUMS WRITTEN	DIRECT IDAHO CLAIMS & BENEFITS	COMPLAINT COUNTS AS OF 12/31/12
FARMERS NEW WORLD LIFE INS CO	02/21/1910	12/03/1912	01, 02, 21	7,911,737	6,135,490	-
FEDERAL LIFE INS CO	09/08/1899	12/20/1971	01, 02	23,008	2,839	-
FEDERATED LIFE INS CO	12/09/1958	08/05/1983	01, 02, 21	566,961	(64,684)	-
FIDELITY & GUAR LIFE INS CO	12/16/1959	06/15/1960	01, 02, 21	4,613,110	3,331,086	-
FIDELITY INVESTMENTS LIFE INS CO	05/13/1981	03/01/1984	01, 02, 21	3,461,779	1,091,769	-
FIDELITY LIFE ASSN A LEGAL RESERVE L	02/24/1896	03/18/1975	01, 02	380,361	163,651	-
FIDELITY SECURITY LIFE INS CO	01/17/1969	04/01/1977	01, 02, 21	601,086	500,755	-
FINANCIAL AMER LIFE INS CO	06/01/1964	08/31/2004	01, 02	0	(9)	-
FINANCIAL ASSUR LIFE INS CO	01/05/1912	12/20/1988	01	664	0	-
FIRST ALLAMERICA FIN LIFE INS CO	03/16/1844	08/03/1948	01, 02, 21	12,214	80,362	-
FIRST HLTH LIFE & HLTH INS CO	12/29/1978	09/30/1980	01, 02	10,524,331	9,190,293	-
FIRST INVESTORS LIFE INS CO	08/03/1962	06/15/2004	01, 02, 21	31,596	190	-
FIRST PENN PACIFIC LIFE INS CO	06/19/1963	07/11/1980	01, 02, 21	465,514	590,777	-
FORETHOUGHT LIFE INS CO	02/14/1980	08/06/1982	01, 02, 21	13,141,291	4,289,528	-
FUNERAL DIRECTORS LIFE INS CO	02/27/1981	02/19/1997	01, 02	100	2,694	-
GARDEN STATE LIFE INS CO	06/22/1956	06/25/1965	01, 02	82,335	115,000	-
GENERAL AMER LIFE INS CO	06/24/1933	05/22/1953	01, 02, 21	562,481	908,563	-
GENERAL FIDELITY LIFE INS CO	08/11/1980	12/31/1981	01, 02	6,895	0	-
GENERAL RE LIFE CORP	06/21/1967	12/08/1987	01, 02	0	0	-
GENERAL USA LIFE REASSUR CO	07/13/1982	06/27/1983	01, 02	0	0	-
GENERATION LIFE INS CO	11/02/1965	12/27/1971	01, 02	0	0	-
GENWORTH LIFE & ANN INS CO	03/21/1871	09/08/1982	01, 02, 21	8,338,290	12,429,054	-
GENWORTH LIFE INS CO	09/28/1956	11/15/1956	01, 02	12,014,598	12,890,214	-
GERBER LIFE INS CO	12/22/1967	04/18/1969	01, 02	2,469,757	1,244,174	-
GLOBE LIFE & ACCIDENT INS CO	11/29/1979	12/31/1980	01, 02	1,836,059	1,262,174	1
GOLDEN RULE INS CO	06/17/1959	07/16/1982	01, 02	134,697	228,617	-
GOVERNMENT PERSONNEL MUT LIFE INS CO	05/15/1934	10/29/2002	01, 02	286,325	266,951	-
GREAT AMER LIFE INS CO	12/15/1959	03/31/1982	01, 02	12,509,901	8,620,778	-
GREAT FIDELITY LIFE INS CO	05/01/1952	10/21/1988	01, 02	0	0	-
GREAT SOUTHERN LIFE INS CO	03/01/1909	12/31/1979	01, 02	83,888	252,080	-
GREAT W LIFE & ANN INS CO	03/29/1907	10/06/1976	01, 02, 21	20,603,801	11,078,021	-
GREAT WESTERN INS CO	03/01/1983	04/29/1987	01	7,322,912	3,746,266	-
GROUP HLTH OPTIONS INC	01/30/1990	08/17/1995	23	9,948,548	9,080,291	-

**Summary of Idaho Business
Life and Disability Insurers -- Active 12/31/2012**

COMPANY NAME	INCORPORATION DATE	LICENSED DATE	LINES OF BUSINESS	DIRECT IDAHO PREMIUMS WRITTEN	DIRECT IDAHO CLAIMS & BENEFITS	COMPLAINT COUNTS AS OF 12/31/12
GUARANTEE TRUST LIFE INS CO	05/19/1936	08/01/1961	01, 02	246,391	66,342	-
GUARDIAN INS & ANN CO INC	03/02/1970	12/08/1987	01, 21	2,985,643	2,048,907	-
GUARDIAN LIFE INS CO OF AMER	04/10/1860	05/20/1947	01, 02, 20, 21	4,448,659	7,549,407	-
GUGGENHEIM LIFE & ANN CO	08/25/1985	10/30/1990	01, 02	609,690	593,919	-
HARTFORD LIFE & ACCIDENT INS CO	02/14/1967	05/02/1968	01, 02, 21	12,618,438	13,648,911	1
HARTFORD LIFE & ANN INS CO	01/09/1956	03/03/1971	01, 02, 21	7,277,838	42,234,924	-
HARTFORD LIFE INS CO	02/16/1978	07/24/1978	01, 02, 21	1,362,958	44,295,190	-
HCC LIFE INS CO	12/03/1980	05/07/1982	01, 02	2,740,360	1,804,730	-
HCSC INS SERV CO	02/06/1958	06/20/1984	01, 02	0	0	-
HEALTH CARE SERV CORP A MUT LEGAL RE	10/01/1936	09/29/2005	02	141,255	94,797	-
HEALTH NET LIFE INS CO	11/19/1956	07/25/1974	01, 02	737,850	851,860	-
HEALTHMARKETS INS CO	06/11/1981	01/04/1982	01, 02	0	0	-
HEALTHSPRING LIFE & HLTH INS CO INC	02/27/2007	06/01/2010	02	5,646,156	4,496,366	-
HERITAGE LIFE INS CO	07/26/1957	07/19/1965	01, 02	0	0	-
HERITAGE UNION LIFE INS CO	11/22/1963	12/29/1980	01, 02	7,323	8,307	-
HM HLTH INS CO	12/08/1954	07/31/1967	01, 02	0	0	-
HM LIFE INS CO	04/24/1981	03/30/1982	01, 02	352,414	640,742	-
HOMESTEADERS LIFE CO	01/05/1906	11/24/1986	01, 21	433,446	126,100	-
HORACE MANN LIFE INS CO	08/09/1949	05/09/1960	01, 02, 21	1,607,753	1,870,776	-
HOUSEHOLD LIFE INS CO	12/18/1980	08/16/1991	01, 02	440,420	596,998	-
HUMANA BENEFIT PLAN OF IL INC	06/20/1994	04/12/2012	02, 24	0	0	-
HUMANA HLTH PLAN INC	08/23/1982	03/01/2008	24	34,420,203	32,911,157	-
HUMANA INS CO	12/12/1968	08/06/1984	01, 02, 20	101,812,391	89,253,798	1
HUMANADENTAL INS CO	09/26/1908	04/01/1977	01, 02	444,922	334,429	-
IA AMER LIFE INS CO	05/30/1980	06/30/1981	01, 02	3,392	13,782	-
IDEALIFE INS CO	06/15/1981	12/12/1986	01, 02	4,645	21,888	-
ILLINOIS MUT LIFE INS CO	07/09/1912	05/28/1991	01, 02	346,110	285,903	-
INDEPENDENCE LIFE & ANN CO	10/11/1945	07/13/1956	01, 02, 21	0	0	-
INDIVIDUAL ASSUR CO LIFE HLTH & ACC	10/18/1973	09/02/1981	01, 02	(3,424)	39,010	-
ING LIFE INS & ANN CO	04/10/1954	11/17/1976	01, 02, 21	24,007,315	26,118,682	-
ING USA ANN & LIFE INS CO	01/02/1973	05/25/1973	01, 02, 21	5,069,435	34,362,418	-
INTEGRITY LIFE INS CO	05/03/1966	07/23/1982	01, 02, 21	629,919	1,635,991	-
INVESTORS CONSOLIDATED INS CO	01/02/1975	10/05/2009	01, 02	0	0	-

**Summary of Idaho Business
Life and Disability Insurers -- Active 12/31/2012**

COMPANY NAME	INCORPORATION DATE	LICENSED DATE	LINE OF BUSINESS	DIRECT IDAHO PREMIUMS WRITTEN	DIRECT IDAHO CLAIMS & BENEFITS	COMPLAINT COUNTS AS OF 12/31/12
INVESTORS INS CORP	06/22/1987	11/28/1961	01, 02	0	154,373	-
INVESTORS LIFE INS CO N AMER	06/19/1963	09/24/1968	01, 02, 21	58,750	189,359	-
JACKSON NATL LIFE INS CO	06/19/1961	06/12/1981	01, 02, 21	97,261,841	36,618,279	-
JEFFERSON NATL LIFE INS CO	02/08/1937	09/20/1966	01, 02, 21	614,320	491,053	-
JMIC LIFE INS CO	04/16/1979	10/16/1991	01, 02	0	13	-
JOHN ALDEN LIFE INS CO	05/19/1973	08/06/1973	01, 02	2,923,452	2,176,327	-
JOHN HANCOCK LIFE & HLTH INS CO	05/27/1981	07/13/1982	01, 02, 21	23,669	77,520	-
JOHN HANCOCK LIFE INS CO (USA)	08/20/1955	06/20/1956	01, 02, 21	13,396,009	59,177,283	-
KANAWHA INS CO	05/22/1958	07/25/1995	01, 02	243,871	279,623	-
KANSAS CITY LIFE INS CO	05/05/1895	06/24/1913	01, 02, 21	3,035,754	1,320,355	-
LAFAYETTE LIFE INS CO	12/06/1905	09/25/1973	01, 02	5,972,997	2,220,089	-
LANDCAR LIFE INS CO	09/10/1980	05/02/1997	01, 02	165,578	35,897	-
LANDMARK LIFE INS CO	08/06/1964	05/18/2011	01	398	0	-
LIBERTY BANKERS LIFE INS CO	11/14/1957	07/23/1987	01, 02	492,950	1,227,522	-
LIBERTY LIFE ASSUR CO OF BOSTON	09/11/1963	06/18/1965	01, 02, 21	3,702,775	2,905,728	-
LIBERTY NATL LIFE INS CO	07/01/1929	01/15/1980	01, 02, 21	697,555	550,829	-
LIFE INS CO OF N AMER	09/21/1956	07/10/1957	01, 02	8,667,986	15,415,058	1
LIFE INS CO OF THE SOUTHWEST	03/08/1955	04/27/1982	01, 02, 21	1,646,922	1,765,860	-
LIFE OF THE SOUTH INS CO	09/22/1981	09/14/2006	01, 02	0	0	-
LIFEMAP ASSUR CO	03/09/1964	12/17/1987	01, 02	8,711,637	6,890,196	-
LIFESECURE INS CO	06/11/1954	03/01/1983	01, 02	75,317	273,357	-
LIFESHIELD NATL INS CO	04/28/1982	03/03/1986	01, 02	94	0	-
LIFEWISE ASSUR CO	09/11/1981	05/09/1991	01, 02	1,426,360	878,795	-
LIFEWISE HLTH PLAN OF OR INC	08/07/1986	04/11/1995	01, 02	0	0	-
LINCOLN BENEFIT LIFE CO	10/18/1938	04/01/1973	01, 02, 21	6,678,499	14,188,773	-
LINCOLN HERITAGE LIFE INS CO	08/15/1963	05/19/1975	01, 02	2,266,704	1,246,102	-
LINCOLN LIFE & ANN CO OF NY	10/27/1897	11/03/1977	01, 02	43,354	48,844	-
LINCOLN MUT LIFE & CAS INS CO	09/13/1935	09/03/1949	01, 02	442	0	-
LINCOLN NATL LIFE INS CO	06/12/1905	09/01/1937	01, 02, 20, 21	71,498,180	49,676,996	-
LONDON LIFE REINS CO	03/26/1969	07/18/1978	01, 02	0	0	-
LONGEVITY INS CO	01/08/1965	05/16/1968	01, 02	0	0	-
LOYAL AMER LIFE INS CO	05/18/1955	07/03/1972	01, 02	1,030,941	908,596	-
MADISON NATL LIFE INS CO INC	10/17/1961	12/23/1987	01, 02	325,741	223,912	-

**Summary of Idaho Business
Life and Disability Insurers -- Active 12/31/2012**

COMPANY NAME	INCORPORATION DATE	LICENSED DATE	LINE OF BUSINESS	DIRECT IDAHO PREMIUMS WRITTEN	DIRECT IDAHO CLAIMS & BENEFITS	COMPLAINT COUNTS AS OF 12/31/12
MANHATTAN LIFE INS CO	05/29/1950	08/24/1959	01, 02	13,405	755,250	-
MANHATTAN NATL LIFE INS CO	12/20/1956	08/21/1963	01, 02	34,723	94,963	-
MARQUETTE NATL LIFE INS CO	11/10/1967	05/12/1982	01, 02	26,392	31,854	-
MASSACHUSETTS MUT LIFE INS CO	05/15/1851	09/15/1949	01, 02, 21	25,317,508	14,298,498	-
MEDAMERICA INS CO	04/05/1966	08/19/1987	01, 02	362,646	134,697	-
MEDCO CONTAINMENT LIFE INS CO	08/30/1954	09/29/1981	01, 02	4,426,060	3,485,393	-
MEDICO INS CO	04/26/1930	09/05/1962	01, 02	1,493,756	1,425,552	-
MEGA LIFE & HLTH INS CO THE	11/05/1981	06/01/1983	01, 02, 21	4,235,184	3,369,551	1
MEMBERS HLTH INS CO	05/20/1982	04/18/1983	01, 02	0	0	-
MEMBERS LIFE INS CO	02/27/1976	09/22/1978	01, 02, 21	1,195	0	-
MERIT LIFE INS CO	09/06/1957	12/08/1975	01, 02	865,954	208,277	-
MET LIFE INS CO OF CT	07/17/1863	06/25/1893	01, 02, 21	1,094,840	12,668,202	-
MET LIFE INVESTORS INS CO	08/17/1981	05/03/1982	01, 02, 21	1,394,506	7,275,618	-
MET LIFE INVESTORS USA INS CO	09/13/1960	06/26/1975	01, 02, 21	30,933,990	19,139,714	-
METROPOLITAN LIFE INS CO	03/24/1868	03/02/1915	01, 02, 21	33,122,107	118,531,043	2
METROPOLITAN TOWER LIFE INS CO	03/04/1982	10/05/1983	01, 02, 21	277,732	1,080,725	-
MID WEST NATL LIFE INS CO OF TN	03/01/1965	07/05/1985	01, 02	1,714,418	859,839	-
MIDLAND NATL LIFE INS CO	08/30/1906	04/02/1926	01, 02, 21	15,768,318	11,720,507	-
MIDWESTERN UNITED LIFE INS CO	05/14/1948	06/22/1962	01, 02	9,761	11,212	-
MINNESOTA LIFE INS CO	08/06/1880	10/07/1947	01, 02, 21	18,146,540	9,179,648	-
MML BAY STATE LIFE INS CO	04/01/1935	07/20/1981	01, 02, 21	80,824	56,796	-
MODA HLTH PLAN INC	11/03/1988	01/24/2007	23	0	0	-
MONUMENTAL LIFE INS CO	03/05/1858	10/26/1985	01, 02, 21	3,922,221	4,673,304	-
MONY LIFE INS CO	04/12/1842	07/25/1893	01, 02, 21	4,880,635	11,165,092	-
MONY LIFE INS CO OF AMER	03/06/1969	04/15/1976	01, 02, 21	2,237,531	5,208,884	1
MTL INS CO	12/05/1904	12/15/1969	01, 02, 21	1,604,955	372,911	-
MUNICH AMER REASSUR CO	10/29/1959	06/04/1981	01, 02	0	0	-
MUTUAL OF AMER LIFE INS CO	01/03/1945	11/30/1982	01, 02, 21	1,645	974,108	-
MUTUAL OF OMAHA INS CO	03/05/1909	04/01/1920	01, 02	12,784,831	9,291,636	-
NATIONAL BENEFIT LIFE INS CO	08/18/1962	05/31/1968	01, 02	68,118	9,640	-
NATIONAL FARMERS UNION LIFE INS CO	12/01/1937	07/01/1950	01, 02	37,861	44,162	-
NATIONAL FOUND LIFE INS CO	09/19/1983	12/30/1983	01, 02	22,470	58,940	-
NATIONAL GUARDIAN LIFE INS CO	09/28/1909	11/03/1965	01, 02	2,275,286	605,345	-

Summary of Idaho Business
Life and Disability Insurers -- Active 12/31/2012

COMPANY NAME	INCORPORATION DATE	LICENSED DATE	LINE OF BUSINESS	DIRECT IDAHO PREMIUMS WRITTEN	DIRECT IDAHO CLAIMS & BENEFITS	COMPLAINT COUNTS AS OF 12/31/12
NATIONAL HLTH INS CO	07/16/1965	06/29/1981	01, 02	550	577	-
NATIONAL LIFE INS CO	11/13/1848	05/31/1946	01, 02, 21	553,796	770,656	-
NATIONAL TEACHERS ASSOC LIFE INS CO	07/14/1938	06/08/1999	01, 02	7,004	2,581	-
NATIONAL WESTERN LIFE INS CO	07/16/1956	10/16/1959	01, 02	14,398,267	3,230,772	-
NATIONWIDE LIFE & ANN INS CO	02/09/1981	03/12/1998	01, 02, 21	1,383,289	2,106,639	-
NATIONWIDE LIFE INS CO	03/21/1929	12/09/1955	01, 02, 21	2,520,542	49,211,450	-
NEW ENGLAND LIFE INS CO	09/12/1980	09/25/1981	01, 02, 21	334,578	648,046	-
NEW YORK LIFE INS & ANN CORP	11/03/1980	07/21/1981	01, 02, 21	35,544,048	25,332,703	-
NEW YORK LIFE INS CO	05/21/1841	05/01/1896	01, 02, 21	20,779,555	25,977,288	-
NIPPON LIFE INS CO OF AMER	08/23/1972	06/04/1981	01, 02	0	0	-
NORTH AMER CO LIFE & HLTH INS	05/13/1886	07/09/1908	01, 02	11,573,728	6,840,016	-
NORTH CAROLINA MUT LIFE INS CO	02/28/1899	01/25/1978	01, 02	0	0	-
NORTH COAST LIFE INS CO	02/05/1965	04/26/1966	01, 02	729,408	881,901	-
NORTHWESTERN LONG TERM CARE INS CO	09/18/1953	09/20/1965	01, 02	2,857,960	870,038	-
NORTHWESTERN MUT LIFE INS CO	03/02/1857	05/01/1896	01, 02, 21	74,489,982	63,680,264	-
NYLIFE INS CO OF AZ	07/23/1987	03/15/1991	01, 02, 21	282,596	1,661	-
OCCIDENTAL LIFE INS CO OF NC	06/19/1906	07/27/1948	01, 02	136,099	192,864	-
OHIO NATL LIFE ASSUR CORP	06/19/1979	06/12/1980	01, 02, 21	4,166,032	3,993,333	-
OHIO NATL LIFE INS CO	09/09/1909	05/11/1933	01, 02, 21	14,460,235	12,155,688	-
OHIO STATE LIFE INS CO	02/26/1906	05/07/1982	01, 02	29,663	14,274	-
OLD AMER INS CO	12/11/1939	07/31/1969	01, 02	854,432	321,588	-
OLD REPUBLIC LIFE INS CO	04/17/1923	01/08/1948	01, 02	174,502	43,176	-
OLD UNITED LIFE INS CO	11/15/1963	08/25/1995	01, 02	0	0	-
ONENATION INS CO	11/18/1974	09/02/1981	01, 02	0	0	-
OXFORD LIFE INS CO	07/27/1965	12/20/1985	01, 02	2,160,422	64,812	-
PACIFIC GUARDIAN LIFE INS CO LTD	08/03/1961	04/01/1973	01, 02	28,368	50,598	-
PACIFIC LIFE & ANN CO	09/20/1982	09/30/1990	01, 02, 21	0	297,754	-
PACIFIC LIFE INS CO	01/02/1868	08/03/1936	01, 02, 21	32,211,996	24,753,280	-
PACIFICARE LIFE & HLTH INS CO	03/01/1967	12/09/1991	01, 02	0	0	-
PACIFICSOURCE COMM HLTH PLANS INC	12/12/2005	02/03/2011	02	36,360,904	31,911,317	-
PACIFICSOURCE HLTH PLANS	03/31/1933	05/19/2006	23	99,298,991	99,925,045	2
PAN AMER ASSUR CO	05/19/1981	10/17/2002	01, 21	20,626	0	-
PAN AMER LIFE INS CO	03/28/1911	10/01/1996	01, 02	1,482,138	1,307,299	-

**Summary of Idaho Business
Life and Disability Insurers -- Active 12/31/2012**

COMPANY NAME	INCORPORATION DATE	LICENSED DATE	LINE OF BUSINESS	DIRECT IDAHO PREMIUMS WRITTEN	DIRECT IDAHO CLAIMS & BENEFITS	COMPLAINT COUNTS AS OF 12/31/12
PARK AVENUE LIFE INS CO	11/19/1964	01/10/1991	01, 02	180	1,003	-
PARKER CENTENNIAL ASSUR CO	01/08/1973	09/09/1975	01, 02	0	3,000	-
PAUL REVERE LIFE INS CO	06/10/1930	09/04/1930	01, 02	501,608	1,127,848	-
PAUL REVERE VARIABLE ANN INS CO	08/06/1965	09/23/1968	01, 02	1,917	5,621	-
PENNY INS & ANN CO	07/03/1980	10/15/1981	01, 02, 21	1,399,434	2,403,908	-
PENNMUT LIFE INS CO	02/24/1947	04/08/1902	01, 02, 21	5,253,369	3,397,646	-
PENNSYLVANIA LIFE INS CO	01/12/1948	05/27/1954	01, 02	9,453,781	6,862,025	-
PERICO LIFE INS CO	06/24/1975	12/30/1977	01, 02	1,073	(4,626)	-
PHARMACISTS LIFE INS CO	05/21/1979	12/17/2001	01, 02	3,628	0	-
PHILADELPHIA AMER LIFE INS CO	01/06/1978	03/01/1978	01, 02	16,680	12,523	-
PHILADELPHIA FINANCIAL LIFE ASSUR CO	01/29/1960	04/30/1966	01, 02, 21	0	0	-
PHIL VARIABLE INS CO	07/15/1981	06/07/1983	01, 02, 21	3,695,200	2,633,406	-
PHOENIX LIFE & ANN CO	11/02/1981	08/06/1982	01, 02, 21	38,670	0	-
PHOENIX LIFE INS CO	05/01/1951	04/22/1927	01, 02, 21	541,799	3,760,492	-
PHYSICIANS LIFE INS CO	01/15/1970	11/30/1970	01, 02	664,948	533,502	-
PHYSICIANS MUT INS CO	03/15/1902	08/02/1965	02	811,515	490,051	-
PIONEER AMER INS CO	04/15/1946	12/18/1958	01, 02	128,091	47,729	-
PIONEER MUT LIFE INS CO	11/03/1947	01/20/1948	01, 02	518,264	407,455	-
PIONEER SECURITY LIFE INS CO	01/12/1955	04/14/1982	01, 02	44,290	15,083	-
PRESIDENTIAL LIFE INS CO	05/17/1965	07/28/1981	01, 02, 21	69,671	282,830	-
PRESIDENTIAL LIFE INS CO USA	08/10/1967	08/25/1969	01, 02	0	7,749	-
PRIMERICA LIFE INS CO	09/19/1927	02/12/1952	01, 02	7,684,367	2,097,783	-
PRINCIPAL LIFE INS CO	06/24/1879	08/13/1901	01, 02, 21	24,244,608	18,666,937	-
PRINCIPAL NATL LIFE INS CO	10/26/1967	10/02/1972	01, 02, 21	1,038,702	0	-
PROFESSIONAL INS CO	11/12/1936	08/31/1995	01, 02	7,504	1,786	-
PROTECTIVE LIFE INS CO	07/24/1907	01/27/1971	01, 02, 21	16,534,515	15,884,823	-
PROVIDENT AMER LIFE & HLTH INS CO	04/06/1949	08/19/1987	01, 02	43,940	33,914	-
PROVIDENT LIFE & ACCIDENT INS CO	01/18/1887	01/01/1928	01, 02	2,371,290	2,368,140	1
PROVIDENT LIFE & CAS INS CO	10/17/1951	11/26/1985	01, 02	20,204	58,920	-
PRUCO LIFE INS CO	12/23/1971	05/17/1976	01, 02, 21	81,866,401	13,937,968	1
PRUDENTIAL ANN LIFE ASSUR CORP	05/21/1969	04/05/1977	01, 02, 21	3,950,185	36,167,771	-
PRUDENTIAL INS CO OF AMER	04/03/1873	01/01/1902	01, 02, 21	62,370,933	130,464,616	-
PRUDENTIAL RETIREMENT INS & ANN CO	01/14/1981	12/16/1987	01, 02, 21	0	4,412,582	-

Summary of Idaho Business Life and Disability Insurers -- Active 12/31/2012

COMPANY NAME	INCORPORATION DATE	LICENSED DATE	LINES OF BUSINESS	DIRECT IDAHO PREMIUMS WRITTEN	DIRECT IDAHO CLAIMS & BENEFITS	COMPLAINT COUNTS AS OF 12/31/12
PURITAN LIFE INS CO OF AMER	06/02/1958	09/15/1980	01, 02	10,827	35,011	-
PYRAMID LIFE INS CO	05/26/1913	11/05/1959	01, 02	410,869	398,789	-
REGENCO BLUESHIELD OF ID INC	02/23/1946	02/23/1946	23	457,939,226	361,097,986	21
RELIABLE LIFE INS CO	12/29/1911	12/04/1970	01, 02	161	1,702	-
RELANCE STANDARD LIFE INS CO	04/02/1907	07/20/1966	01, 02	3,771,661	4,501,979	-
RELIATAR LIFE INS CO	09/15/1885	04/30/1901	01, 02, 21	12,274,214	14,586,026	1
RELIATAR LIFE INS CO OF NY	06/11/1917	05/06/1949	01, 02, 21	48,632	148,593	-
RENAISSANCE LIFE & HLTH INS CO OF AM	04/21/1953	08/25/1953	01, 02	72,700	62,666	-
RESERVE NATL INS CO	09/19/1956	09/25/1978	01, 02	150,987	16,354	-
RESOURCE LIFE INS CO	10/14/1963	01/14/1971	01, 02	0	267	-
RGA REINS CO	08/31/1981	08/11/1982	01, 02	0	0	-
RIVERSOURCE LIFE INS CO	08/07/1957	11/19/1959	01, 02, 21	24,605,624	28,118,648	1
S USA LIFE INS CO INC	03/08/1995	03/20/1997	01	10,173	30,000	-
SAGICOR LIFE INS CO	04/05/1954	08/31/1977	01, 02	2,344,227	499,078	1
SCOR GLOBAL LIFE AMER REINS CO	03/08/1945	08/16/1962	01, 02	0	0	-
SCOR GLOBAL LIFE RE INS CO OF TX	04/07/1977	08/30/1985	01, 02	0	0	-
SCOTTISH RE LIFE CORP	08/09/1979	11/05/1982	01, 02	0	0	-
SEARS LIFE INS CO	05/04/1956	09/05/1961	01, 02	150,987	19,450	-
SECURIAN LIFE INS CO	12/11/1981	10/20/1982	01, 02	382,475	375,159	-
SECURITAS FINANCIAL LIFE INS CO	09/14/1981	07/13/1982	01, 02	0	0	-
SECURITY BENEFIT LIFE INS CO	02/22/1892	01/02/1950	01, 02, 21	19,239,775	3,399,169	-
SECURITY LIFE INS CO OF AMER	05/17/1956	10/10/1967	01, 02	424,435	344,615	-
SECURITY LIFE OF DENVER INS CO	11/19/1949	02/11/1960	01, 02, 21	5,293,662	8,355,559	-
SECURITY MUT LIFE INS CO OF NY	11/06/1886	10/19/1983	01, 02	77,573	56,778	-
SECURITY NATL LIFE INS CO	01/31/1967	12/04/1970	01, 02	27,094	124,865	-
SEECCHANGE HLTH INS CO	05/14/1956	07/31/1996	01, 02	0	0	-
SELECTHEALTH INC	12/27/1983	07/27/1995	23	1,462,802	1,045,011	-
SENIOR HLTH INS CO OF PA	07/05/1887	12/12/1986	01, 02, 21	395,619	295,085	1
SENIOR LIFE INS CO	12/22/1970	01/09/2007	01	928	0	-
SENTINEL SECURITY LIFE INS CO	03/18/1948	05/31/1960	01, 02	3,056,922	1,112,844	2
SENTRY LIFE INS CO	10/23/1958	12/14/1960	01, 02	886,753	239,031	-
SETTLERS LIFE INS CO	05/25/1982	07/27/1983	01, 02	2,343	0	-
SIERRA HLTH & LIFE INS CO INC	08/16/1906	09/18/1942	01, 02	0	2,725	-

Summary of Idaho Business Life and Disability Insurers -- Active 12/31/2012

COMPANY NAME	INCORPORATION DATE	LICENSED DATE	LINES OF BUSINESS	DIRECT IDAHO PREMIUMS WRITTEN	DIRECT IDAHO CLAIMS & BENEFITS	COMPLAINT COUNTS AS OF 12/31/12
SIGNIFICA INS GRP INC	01/19/1910	09/20/1971	01, 02	0	0	-
SILVERSCRIPT INS CO	09/11/2005	01/09/2007	02	8,020,677	6,032,757	-
SMART INS CO	02/28/1972	01/21/1998	01, 02	0	0	-
STANDARD INS CO	02/24/1906	09/27/1920	01, 02, 21	20,437,371	27,469,139	-
STANDARD LIFE & ACCIDENT INS CO	02/26/1976	01/26/1979	01, 02	300,516	168,912	-
STANDARD SECURITY LIFE INS CO OF NY	06/28/1957	06/15/1960	01, 02	675,138	285,505	-
STARMOUNT LIFE INS CO	08/24/1983	04/08/2008	01, 02	3,886	0	-
STATE FARM HLTH INS CO	02/25/1982	07/26/1982	01	0	0	-
STATE FARM LIFE INS CO	01/16/1929	10/02/1952	01, 21	18,537,777	12,712,320	-
STATE LIFE INS CO	09/05/1895	02/01/1982	01, 02	3,384,615	1,078,953	-
STATE MUTL INS CO	02/14/1894	05/20/1993	01, 02	179,495	171,626	-
STERLING INVESTORS LIFE INS CO	06/14/1978	11/30/1982	01, 02	137,702	136,922	-
STERLING LIFE INS CO	01/07/1958	01/05/1978	01, 02	35,732,494	33,237,517	-
STONEBRIDGE LIFE INS CO	11/19/1900	12/05/1967	01, 02	2,341,821	1,276,708	-
SUN LIFE & HLTH INS CO	01/31/1973	11/24/1976	01, 02	58,796	54,052	-
SUN LIFE ASSUR CO OF CANADA US	01/12/1970	04/17/1973	01, 02, 21	902,518	13,146,766	-
SUNSET LIFE INS CO OF AMER	05/12/1937	12/27/1938	01, 02	208,443	599,385	-
SURETY LIFE INS CO	03/14/1936	07/06/1945	01, 02	274,606	767,722	-
SWISS RE LIFE & HLTH AMER INC	06/29/1967	09/20/1983	01, 02	0	6,900	-
SWMETRA LIFE INS CO	01/23/1957	06/21/1957	01, 02, 21	8,358,879	12,526,767	-
SWMETRA NATL LIFE INS CO	09/05/1979	07/28/1980	01, 02	5,196	887	-
TEACHERS INS & ANN ASSOC OF AMER	03/04/1918	09/01/1972	01, 02, 21	28,388,049	30,520,125	-
TEXAS LIFE INS CO	01/09/1901	01/08/1991	01	642,146	115,346	-
THE SAVINGS BANK LIFE INS CO OF MA	03/31/1991	03/01/2011	01	96,716	0	-
THRIVENT LIFE INS CO	04/20/1982	08/24/1983	01, 02, 21	480,878	1,474,283	-
TIAA CREF LIFE INS CO	11/20/1996	12/28/1999	01, 02, 21	489,287	124,651	-
TIME INS CO	02/11/1910	10/01/1956	01, 02, 20	6,381,740	6,055,758	-
TOWN & COUNTRY LIFE INS CO	04/13/1955	09/26/1984	01, 02	0	0	-
TRANS WORLD ASSUR CO	10/19/1962	12/19/1977	01	41,838	10,456	-
TRANSAMERICA ADVISORS LIFE INS CO	01/27/1986	06/27/1988	01, 02, 21	27,557	1,947,136	-
TRANSAMERICA FINANCIAL LIFE INS CO	10/03/1947	10/03/1995	01, 02, 21	53,501	5,349,111	-
TRANSAMERICA LIFE INS CO	04/19/1961	05/11/1971	01, 02, 21	22,657,057	39,734,491	-
TRUSTMARK INS CO	01/18/1913	05/07/1924	01, 02	427,617	310,755	-
TRUSTMARK LIFE INS CO	01/25/1925	08/01/1951	01, 02	1,982,414	2,142,902	-

Summary of Idaho Business Life and Disability Insurers -- Active 12/31/2012

COMPANY NAME	INCORPORATION DATE	LICENSED DATE	LINES OF BUSINESS	DIRECT IDAHO PREMIUMS WRITTEN	DIRECT IDAHO CLAIMS & BENEFITS	COMPLAINT COUNTS AS OF 12/31/12
UBS LIFE INS CO USA	08/14/1956	11/18/1959	01, 02, 21	0	0	-
ULLICO LIFE INS CO	10/25/1947	01/07/1981	01, 02	3,440	3,336	-
UNICARE LIFE & HLTH INS CO	06/11/1971	07/21/1981	01, 02	709,675	498,919	-
UNITED LIFE INS CO	05/15/2001	12/21/2001	01, 02	540,888	288,300	-
UNIMERICA INS CO	12/01/1980	10/21/2002	01, 02	423,515	6,912	-
UNION BANKERS INS CO	02/02/1953	08/05/1955	01, 02	35,014	49,048	-
UNION CENTRAL LIFE INS CO	01/30/1867	05/01/1899	01, 02, 21	3,987,299	3,871,825	-
UNION FIDELITY LIFE INS CO	09/02/1925	12/20/1948	01, 02	354,252	157,342	-
UNION LABOR LIFE INS CO	10/26/1925	06/11/1973	01, 02, 21	184,896	141,223	-
UNION SECURITY INS CO	03/26/1910	01/01/1963	01, 02, 20, 21	2,349,871	4,233,096	-
UNITED AMER INS CO	08/14/1981	02/26/1982	01, 02	1,368,128	898,548	-
UNITED BENEFIT LIFE INS CO	06/26/1957	06/14/1984	01, 02	0	0	-
UNITED CONCORDIA INS CO	10/20/1975	12/06/1991	01, 02	111,167	99,987	-
UNITED FIDELITY LIFE INS CO	09/01/1977	08/31/1978	01, 02	43,128	33,172	-
UNITED HERITAGE LIFE INS CO	12/30/1948	12/30/1948	01, 02	10,874,167	9,474,705	-
UNITED HOME LIFE INS CO	11/23/1948	11/15/1956	01, 02	25,551	154,000	-
UNITED INS CO OF AMER	10/15/1927	10/27/1950	01, 02	1,478	5,593	-
UNITED LIFE INS CO	05/03/1962	08/04/1987	01, 02	160,757	190,649	-
UNITED NATL LIFE INS CO OF AMER	12/14/1960	11/25/1992	01, 02	43,991	47,011	-
UNITED OF OMAHA LIFE INS CO	08/09/1926	03/04/1927	01, 02, 21	23,565,530	16,495,791	1
UNITED SECURITY ASSUR CO OF PA	10/22/1982	08/18/2009	01, 02	3,940	0	-
UNITED STATES LIFE INS CO IN NYC	02/01/1850	11/17/1961	01, 02	1,177,873	1,118,187	-
UNITED TEACHER ASSOC INS CO	12/15/1958	11/22/1991	01, 02	234,302	106,536	-
UNITED WORLD LIFE INS CO	01/28/1970	08/10/1970	01, 02	3,914,857	2,673,863	1
UNITEDHEALTHCARE INS CO	03/24/1972	11/30/1972	01, 02, 20	165,422,945	137,165,633	-
UNITEDHEALTHCARE LIFE INS CO	02/23/1966	04/16/1991	01, 02	0	0	-
UNITY FINANCIAL LIFE INS CO	05/06/1964	07/24/1996	01	5,946	15,000	-
UNIVERSAL GUAR LIFE INS CO	11/15/1966	06/16/1993	01, 02	3,981	64,059	-
UNIVERSAL UNDERWRITERS LIFE INS CO	12/21/1964	10/10/1967	01, 02	117,830	13,718	-
UNUM LIFE INS CO OF AMER	08/24/1966	06/18/1970	01, 02, 21	6,532,848	4,539,429	-
US BR GREAT WEST LIFE ASSUR CO	08/28/1891	11/26/1974	01, 02	141,718	309,676	-
US BR SUN LIFE ASSUR CO OF CANADA	03/18/1865	07/23/1926	01, 02, 21	2,668,094	2,511,747	-
US BUSINESS OF CANADA LIFE ASSUR CO	04/25/1849	12/09/1955	01, 02	216,708	981,997	-
US FINANCIAL LIFE INS CO	09/30/1974	10/22/2002	01	588,529	197,410	-

Summary of Idaho Business Life and Disability Insurers -- Active 12/31/2012

COMPANY NAME	INCORPORATION DATE	LICENSED DATE	LINES OF BUSINESS	DIRECT IDAHO PREMIUMS WRITTEN	DIRECT IDAHO CLAIMS & BENEFITS	COMPLAINT COUNTS AS OF 12/31/12
US HLTH & LIFE INS CO INC	01/11/1982	05/16/1988	01, 02	0	0	-
USA DIRECT LIFE INS CO	07/02/1969	10/27/1980	01, 02	6,105	0	-
USAA LIFE INS CO	06/24/1963	09/14/1966	01, 02, 21	9,036,317	6,157,432	-
USABLE LIFE	04/20/1978	11/08/1996	01, 02	107,522	11,979	-
VANTIS LIFE INS CO	08/23/1963	07/12/2005	01, 02	28,943	7,757	-
VARIABLE ANN LIFE INS CO	08/21/1968	12/19/1969	01, 21	23,343,920	27,089,227	-
VISION SERV PLAN INS CO	06/01/1987	11/15/1991	02	0	0	-
VISION SERV PLAN OF ID INC	01/26/1968	04/01/1968	02	5,821,696	4,733,406	-
VISTA LIFE INS CO	03/29/1974	08/23/1983	01, 02	0	0	-
WASHINGTON NATL INS CO	05/26/1923	11/20/1923	01, 02, 21	3,773,235	5,610,954	1
WELLCARE HLTH INS OF AZ INC	11/14/1972	03/19/1991	01, 02	0	(15,024)	-
WELLCARE HLTH INS OF IL INC	03/27/1962	07/19/1983	01, 02	0	0	-
WELLCARE PRESCRIPTION INS INC	03/24/2005	12/06/2006	02	2,934,955	2,239,713	-
WELLINGTON LIFE INS CO	07/23/1975	10/29/1984	01, 02	0	0	-
WEST COAST LIFE INS CO	02/08/1915	01/01/1916	01, 02	3,933,470	2,327,963	1
WESTERN & SOUTHERN LIFE INS CO	02/23/1888	08/16/1957	01, 02	19,147	42,112	-
WESTERN RESERVE LIFE ASSUR CO OF OH	05/14/1979	12/31/1980	01, 02, 21	2,831,393	4,553,154	-
WESTERN SOUTHERN LIFE ASSUR CO	12/01/1980	01/06/1982	01, 02, 21	533,000	2,697,375	-
WESTERN UNITED LIFE ASSUR CO	06/03/1963	10/23/1981	01, 02	5,414,681	5,667,053	-
WILLAMETTE DENTAL OF ID INC	07/22/1998	09/11/1998	24	7,060,329	6,184,713	-
WILLIAM PENN LIFE INS CO OF NY	09/12/1962	08/02/2002	01	8,861	9,618	-
WILTON REASSUR CO	12/04/1900	07/28/1987	01, 02	0	0	-
WILTON REASSUR LIFE CO OF NY	03/23/1955	07/31/1958	01, 02, 21	32,173	2,596	-
WMI MUT INS CO	07/01/1987	12/17/1996	01, 02	1,617,458	1,591,401	-
WORLD CORP INS CO	03/16/1960	07/19/2006	01, 02	0	0	-
WORLD INS CO	10/01/1903	05/24/1947	01, 02	62,540	28,992	-
XL LIFE INS & ANNI CO	02/21/1978	09/19/1979	01, 02	0	0	-
ZALE LIFE INS CO	05/04/1964	02/01/2006	01, 02	5,126	604	-
ZURICH AMER LIFE INS CO	12/14/1979	08/17/1981	01, 02, 21	664,504	2,185,714	-

Lines of Business Code

- 01 - LIFE
- 02 - DISABILITY - EXCLUDING MANAGED CARE
- 20 - SMALL GROUP RISK ASSUMING CARRIER
- 21 - VARIABLE
- 23 - DISABILITY - INCLUDING MANAGED CARE
- 24 - MANAGED CARE ONLY

Summary of Idaho Business Property and Casualty Insurers -- Active 12/31/2012

COMPANY NAME	INCORPORATION DATE	LICENSED DATE	LINES OF BUSINESS	IDAHO PREMIUMS WRITTEN	LOSSES INCURRED	COMPLAINT COUNTS AS OF 12/31/12
21ST CENTURY ASSUR CO	09/21/1989	08/06/2009	02, 03, 04, 05	0	0	-
21ST CENTURY CAS CO	09/08/1987	07/30/2009	03, 05	0	0	-
21ST CENTURY CENTENNIAL INS CO	07/07/1977	11/17/1981	02, 03, 04, 05	3,461,002	2,388,904	1
21ST CENTURY IND INS CO	11/10/1980	01/01/1981	02, 03, 04, 05, 07	0	(8,946)	-
21ST CENTURY INS CO	11/01/1967	03/16/2001	03, 04, 05	0	0	-
21ST CENTURY INS CO OF THE SW	12/20/1995	07/30/2009	03, 05	0	0	-
21ST CENTURY N AMER INS CO	09/19/1985	09/30/1985	03, 04, 05, 07	1,589,799	1,084,212	-
21ST CENTURY PREMIER INS CO	02/06/1866	07/03/1919	02, 03, 04, 05, 07	1,959	(177)	-
21ST CENTURY SECURITY INS CO	12/19/1951	10/16/1981	03, 04, 06	0	0	-
ACA FIN GUAR CORP	06/25/1986	03/16/1988	07	0	0	-
ACA INS CO	10/10/1997	05/20/2004	03, 04, 05	875,223	1,620,709	-
ACADIA INS CO	04/02/1992	11/06/2008	02, 03, 04, 05, 07	0	0	-
ACCEPTANCE CAS INS CO	01/19/1920	07/10/1951	03, 04, 05, 07	0	0	-
ACCIDENT FUND GEN INS CO	06/20/2005	05/01/2009	06	23,974	11,311	-
ACCIDENT FUND INS CO OF AMER	11/10/1994	10/01/2002	06	28,066	25,299	-
ACCIDENT FUND NATL INS CO	06/20/2005	05/01/2009	06	3,034	1,559	-
ACCREDITED SURETY & CAS CO INC	07/07/1971	07/16/1997	05, 07	30,182	711	-
ACE AMER INS CO	11/01/1945	04/25/1968	02, 03, 04, 06, 07	6,417,987	2,986,910	-
ACE FIRE UNDERWRITERS INS CO	12/24/1941	08/29/1968	02, 03, 04, 06, 07	25,397	482,075	-
ACE PROP & CAS INS CO	06/05/1819	12/18/1884	02, 03, 04, 06, 07	22,769,963	9,363,565	-
ACIG INS CO	01/25/1985	10/23/1995	03, 04, 06, 07	15,884	7,657	-
ACSTAR INS CO	11/23/1970	07/02/1973	02, 03, 04, 05, 07	7,404	410	-
ACUTY A MUT INS CO	08/01/1925	05/27/1981	03, 04, 05, 07	7,983,399	5,630,456	-
ADM INS CO	06/19/1986	12/09/1997	03, 04, 05, 07	27,848	0	-
ADMIRAL IND CO	04/06/1992	05/24/2001	03, 04, 05, 07	0	0	-
ADVANTAGE WORKERS COMP INS CO	09/04/1981	12/04/1984	06, 07	3,208,111	1,024,104	-
AEGIS SECURITY INS CO	05/25/1977	03/03/1986	02, 03, 04, 05, 07	50,309	0	1
AETNA INS CO OF CT	01/03/1990	02/11/1991	04, 05	97,851	135,439	-
AF&L INS CO	08/19/1987	03/04/1996	02	8,200	14,871	-
AFFILIATED FM INS CO	05/06/1949	06/02/1965	03, 04, 05, 07	3,054,233	693,604	-
AFFIRMATIVE INS CO	06/10/1983	05/28/1991	03, 04, 05, 07	0	0	-
AGCS MARINE INS CO	10/31/1961	10/05/1982	03, 04, 05	1,194,944	279,302	-
AGRI GEN INS CO	06/07/1983	10/25/1990	03, 04, 05	(2,962)	26,657	-

Summary of Idaho Business Property and Casualty Insurers -- Active 12/31/2012

NAIC Data Current as of July 1, 2013

COMPANY NAME	INCORPORATION DATE	LICENSED DATE	LINES OF BUSINESS	IDAHO PREMIUMS WRITTEN	LOSSES INCURRED	COMPLAINT COUNTS AS OF 12/31/12
AUI INS CO	04/17/1951	04/01/1962	03, 04, 06, 07	237,500	106,704	-
ALAWANCE INS CO	11/30/1998	12/01/2007	03, 04, 06, 07	0	0	-
ALASKA NATL INS CO	04/30/1979	03/22/1991	03, 04, 06, 07	12,534,361	7,576,168	-
ALEA NORTH AMERICA INS CO	06/30/1932	08/27/1984	02, 03, 04, 06, 07	0	(4,042)	-
ALLEGHENY CAS CO	04/15/1936	12/19/1995	07	429,981	4,448	-
ALLIANCE INS CO INC	12/21/1959	03/27/1975	03, 04, 05, 07	452,928	289,068	-
ALLIANZ GLOBAL RISKS US INS CO	09/16/1977	12/31/1977	03, 04, 06, 07	2,006,501	(136,106)	-
ALLIED PROP & CAS INS CO	04/29/1983	11/03/1989	03, 04, 05, 07	8,250,136	4,648,020	-
ALLIED WORLD INS CO	08/18/1986	01/03/1995	03, 04, 05, 07	0	(45,410)	-
ALLIED WORLD NATL ASSUR CO	09/12/1996	09/13/2007	03, 04, 05, 07	793,575	228,180	-
ALLMERICA FIN ALLIANCE INS CO	04/26/1995	10/13/1995	03, 04, 05, 07	0	0	-
ALLMERICA FIN BENEFIT INS CO	06/19/1976	06/04/1984	03, 04, 06, 07	18,318	0	-
ALLSTATE FIRE & CAS INS CO	09/06/1972	05/27/1981	03, 04, 05, 07	36,609,174	20,998,004	4
ALLSTATE IND CO	07/07/1960	11/02/1961	03, 04, 06, 07	19,638,435	10,572,206	2
ALLSTATE INS CO	02/09/1931	05/09/1947	02, 03, 04, 06, 07	22,186,660	11,167,957	1
ALLSTATE PROP & CAS INS CO	02/14/1985	06/15/2001	03, 04, 05, 07	21,330,911	10,211,275	1
ALLSTATE VEHICLE & PROP INS CO	08/20/1979	09/02/1982	03, 04, 05, 07	475,995	(38)	-
ALPHA PROP & CAS INS CO	12/19/1979	10/23/1995	03, 04, 05	3,726,467	1,884,918	3
ALTERRA AMER INS CO	12/18/1919	04/01/1962	02, 03, 04, 05, 07	133,338	163,881	-
AMBAC ASSUR CORP	02/25/1970	02/19/1971	07	26	0	-
AMCO INS CO	12/31/1958	07/07/1965	03, 04, 06, 07	8,527,861	4,623,404	-
AMERICAN AGRI BUSINESS INS CO	05/21/1948	12/05/2000	03, 05	15,445,373	9,293,310	-
AMERICAN ALT INS CORP	06/14/1995	07/31/1998	02, 03, 04, 06, 07	1,957,001	136,051	-
AMERICAN AUTOMOBILE INS CO	12/14/1911	10/24/1924	02, 03, 04, 06, 07	362,323	175,801	-
AMERICAN BANKERS INS CO OF FL	10/29/1947	11/21/1950	02, 03, 04, 05, 07	6,346,265	1,790,858	-
AMERICAN CAS CO OF READING PA	07/31/1902	10/20/1939	02, 03, 04, 06, 07	2,814,303	645,811	-
AMERICAN CENTENNIAL INS CO	03/25/1970	07/09/1975	02, 03, 04, 06, 07	0	0	-
AMERICAN COMMERCE INS CO	09/18/1946	06/19/1957	02, 03, 04, 05	2,978,865	1,608,939	1
AMERICAN COMPENSATION INS CO	12/06/1991	03/01/2008	06	35,085	397,615	-
AMERICAN CONTRACTORS IND CO	09/25/1990	02/23/1999	07	122,874	75,380	-
AMERICAN ECONOMY INS CO	09/23/1959	10/20/1965	02, 03, 04, 06, 07	3,691,454	190,669	-
AMERICAN EMPIRE INS CO	11/26/1979	08/26/1981	03, 04, 05, 07	0	(5)	-
AMERICAN EQUITY SPECIALTY INS CO	01/29/1997	07/21/1999	03, 04, 05	0	(44)	-

Summary of Idaho Business Property and Casualty Insurers -- Active 12/31/2012

NAIC Data Current as of July 1, 2013

COMPANY NAME	INCORPORATION DATE	LICENSED DATE	LINE OF BUSINESS	IDAHO PREMIUMS WRITTEN	LOSSES INCURRED	COMPLAINT COUNTS AS OF 12/31/12
AMERICAN FAMILY HOME INS CO	01/28/1965	09/06/1983	03, 04, 06, 07	512,504	206,054	-
AMERICAN FAMILY MUT INS CO	05/18/1927	04/05/2001	02, 03, 04, 06, 07	34,337,140	20,387,543	2
AMERICAN FARMERS & RANCHERS INS CO	11/13/1979	06/27/2000	03, 04, 05, 07	0	(609)	-
AMERICAN FARMERS & RANCHERS MUT INS	01/01/1982	05/03/2005	03, 05	0	(41,451)	-
AMERICAN FIRE & CAS CO	01/01/1906	05/27/1981	03, 04, 06, 07	1,693,248	722,369	-
AMERICAN FUJI FIRE & MARINE INS CO	10/06/1981	01/29/1992	02, 03, 04, 05, 07	0	0	-
AMERICAN GEN IND CO	07/28/1986	09/11/1995	02, 03, 04, 05	0	0	-
AMERICAN GEN PROP INS CO	09/25/1974	01/01/1975	03, 04, 05, 07	0	0	-
AMERICAN GUAR & LIAB INS	07/17/1939	12/12/1939	03, 04, 06, 07	2,541,362	433,541	-
AMERICAN HALLMARK INS CO OF TX	02/17/1982	06/20/2005	03, 04, 05, 07	6,685,852	3,772,477	-
AMERICAN HLTHCARE IND CO	10/03/1980	11/01/1989	03, 05, 07	0	0	-
AMERICAN HOME ASSUR CO	02/07/1899	04/01/1962	02, 03, 04, 06, 07	344,739	484,315	-
AMERICAN INS CO	02/20/1846	04/30/1901	02, 03, 04, 06, 07	1,768,675	205,042	-
AMERICAN INTERSTATE INS CO	12/21/1973	01/06/1997	03, 04, 06, 07	(13,713)	(44,322)	-
AMERICAN MERCURY INS CO	11/30/1962	10/11/1977	03, 04, 05, 07	148,880	138,230	-
AMERICAN MINING INS CO INC	02/07/1984	01/01/2009	03, 04, 06	605,516	187,461	-
AMERICAN MODERN HOME INS CO	01/25/1965	01/27/1975	02, 03, 04, 06, 07	1,122,801	353,064	-
AMERICAN MODERN SELECT INS CO	08/15/1980	05/20/2005	03, 04, 05	386,679	182,319	-
AMERICAN MUT SHARE INS CORP	05/07/1974	03/01/1984	99	0	0	-
AMERICAN NATL GEN INS CO	12/30/1980	06/25/1984	02, 03, 04, 05	445,463	211,644	-
AMERICAN NATL PROP & CAS CO	10/03/1973	11/07/1979	02, 03, 04, 06	2,189,174	852,193	1
AMERICAN PET INS CO	12/07/2000	04/12/2012	04	6,721	0	-
AMERICAN RELIABLE INS CO	08/04/1952	08/18/1958	02, 03, 04, 05, 07	889,263	179,878	-
AMERICAN ROAD INS CO	12/28/1959	10/11/1962	03, 04, 05, 07	290,465	3,042	-
AMERICAN SAFETY GAS INS CO	06/08/1981	07/13/1982	03, 04, 06, 07	16,221	59,634	-
AMERICAN SECURITY INS CO	09/16/1983	12/30/1983	02, 03, 04, 05	4,864,870	666,538	-
AMERICAN SENTINEL INS CO	05/16/1956	02/23/2004	02, 03, 04, 06	120,601	57,945	-
AMERICAN SERV INS CO INC	03/11/1983	11/18/2004	03, 04, 05, 07	174,410	15,123	-
AMERICAN SOUTHERN HOME INS CO	07/29/1982	09/16/2005	03, 04, 05, 07	101,515	0	-
AMERICAN STANDARD INS CO OF WI	04/05/1961	04/05/2001	03, 05	692,468	515,006	1
AMERICAN STATES INS CO	07/15/1929	11/26/1965	02, 03, 04, 06, 07	7,168,394	3,211,558	-
AMERICAN STATES PREFERRED INS CO	08/09/1979	08/18/1981	03, 04, 05	1,032,303	934,906	-
AMERICAN SUMMIT INS CO	12/01/1955	05/19/1966	03, 05, 07	1,744	2,252	-

Summary of Idaho Business Property and Casualty Insurers -- Active 12/31/2012

COMPANY NAME	INCORPORATION DATE	LICENSED DATE	LINES OF BUSINESS	IDAHO PREMIUMS WRITTEN	LOSSES INCURRED	COMPLAINT COUNTS AS OF 12/31/12
AMERICAN SURETY CO	03/09/1964	03/18/1997	07	4,864	0	-
AMERICAN WEST INS CO	12/27/1990	06/29/1995	03, 04, 05, 07	0	0	-
AMERICAN ZURICH INS CO	08/19/1981	10/26/1982	03, 04, 06, 07	2,912,762	853,643	-
AMERISURE INS CO	05/21/1968	03/01/2012	03, 04, 06, 07	0	0	-
AMERISURE MUT INS CO	09/12/1912	09/01/1950	03, 04, 06, 07	324,272	50,868	-
AMEX ASSUR CO	01/30/1973	09/26/1980	02, 03, 04, 06, 07	733,213	858,278	-
AM/GUARD INS CO	06/10/1982	01/01/2004	06	0	0	-
AMICA MUT INS CO	03/01/1907	01/01/1973	03, 04, 05	1,717,232	509,069	-
AMTRUST INS CO OF KS INC	01/10/1972	08/13/1992	03, 04, 06, 07	1,166,133	581,492	-
ARCH IND INS CO	07/23/1969	12/15/1969	03, 04, 06, 07	0	0	-
ARCH INS CO	12/15/1971	04/15/1988	02, 03, 04, 06, 07	3,010,555	519,722	-
ARCH REINS CO	07/20/1995	01/01/2004	02, 03, 04, 06, 07	0	0	-
ARGONAUT INS CO	05/21/1957	10/17/1957	02, 03, 04, 06, 07	1,169,277	574,359	-
ARGONAUT MIDWEST INS CO	03/19/1962	11/17/1980	03, 04, 06, 07	264,244	79,701	-
ARIZONA AUTOMOBILE INS CO	02/25/2003	10/21/2009	05	0	0	-
ARMED FORCES INS EXCH	12/01/1981	09/09/1986	03, 04, 05	180,236	86,153	-
ARROWOOD IND CO	09/30/1910	03/31/1980	02, 03, 04, 06, 07	(523)	(359,496)	-
ASPEN AMER INS CO	11/13/1990	06/01/1993	03, 04, 06, 07	41,404	9,996	-
ASSOCIATED IND CORP	12/21/1922	01/02/1930	02, 03, 04, 06, 07	2,581,594	656,275	-
ASSOCIATED LOGGERS EXCH	07/24/1979	07/24/1979	10	6,675,847	4,549,593	-
ASSURANCE CO OF AMER	10/22/1897	05/20/1970	03, 04, 06, 07	356,848	(17,690)	-
ASSURED GUAR CORP	10/25/1985	11/05/2001	05, 07	0	0	-
ASSURED GUAR MUNICIPAL CORP	03/16/1984	06/27/1988	07	129,854	0	-
ATAIN INS CO	04/16/1987	03/01/2008	03, 04, 05	4,261	0	-
ATLANTA INTL INS CO	12/18/1928	08/24/1950	03, 04, 06, 07	0	0	-
ATLANTIC SPECIALTY INS CO	06/27/1986	03/01/2005	02, 03, 04, 06, 07	1,176,055	158,136	-
ATRADIUS TRADE CREDIT INS CO	01/14/1993	10/05/1998	05	103,803	36,575	-
ATX PREMIER INSURANCE COMPANY	11/30/1989	07/24/1991	05	0	0	-
AUSTIN MUT INS CO	06/11/1896	10/15/1999	03, 04, 05	423,943	(212,952)	-
AUTO OWNERS INS CO	07/01/1916	12/01/2005	02, 03, 04, 06, 07	19,981,915	11,984,964	1
AUTOMOBILE INS CO OF HARTFORD CT	08/09/1968	04/16/1970	02, 03, 04, 06, 07	2,454,970	561,554	-
AUTCONE INS CO	05/11/1988	03/22/2006	03, 05	(1,223)	6	-
AVEMCO INS CO	03/14/1960	04/24/1964	02, 03, 04, 05, 07	309,518	120,320	-

Summary of Idaho Business Property and Casualty Insurers -- Active 12/31/2012

NAIC Data Current as of July 1, 2013

COMPANY NAME	INCORPORATION DATE	LICENSED DATE	LINE OF BUSINESS	IDAHO PREMIUMS WRITTEN	LOSSES INCURRED	COMPLAINT COUNTS AS OF 12/31/12
AXA ART INS CORP	09/17/1986	03/20/1991	03, 04, 05	79,179	268	-
AXA INS CO	11/23/1990	01/01/1991	03, 04, 06, 07	911,954	(236,540)	-
AXIS INS CO	09/25/1979	01/11/1982	02, 03, 04, 06, 07	1,671,406	1,348,246	-
AXIS REINS CO	07/25/1991	11/05/1992	03, 04, 05, 07	27,438	(71,339)	-
AXIS SPECIALTY INS CO	01/12/1983	03/25/2010	02	0	(33,957)	-
BADGER MUT INS CO	06/06/1891	05/12/2008	03, 04, 05, 07	422,444	41,227	-
BALBOA INS CO	02/16/1948	08/25/1955	02, 03, 04, 05, 07	574,085	207,311	-
BANCINSURE INC	03/07/1985	10/26/1995	03, 04, 06, 07	31,016	286,046	-
BANKERS INS CO	05/11/1976	09/08/1995	03, 04, 05, 07	27,030	54,545	-
BANKERS STANDARD FIRE & MARINE CO	10/29/1943	06/07/1944	03, 04, 06	0	(15)	-
BANKERS STANDARD INS CO	05/19/1962	08/30/1972	02, 03, 04, 06, 07	261,872	(29,299)	-
BCS INS CO	12/05/1950	04/22/1970	02, 03, 04, 05, 07	1,202,639	442,618	-
BEAZLEY INS CO INC	08/29/1978	10/28/1981	02, 03, 04, 05, 07	1,869,385	540,214	-
BENCHM/ARK INS CO	06/30/1964	08/25/1966	02, 03, 04, 06, 07	54,253	(5,619)	-
BERKLEY INS CO	12/18/1975	07/13/1982	02, 03, 04, 06, 07	532,695	141,222	-
BERKLEY NATL INS CO	09/30/1980	06/01/2008	02, 03, 04, 06, 07	401,490	4,404	-
BERKLEY REGIONAL INS CO	12/17/1985	04/29/1988	02, 03, 04, 06, 07	741,320	20,500	-
BERKSHIRE HATHAWAY ASSUR CORP	12/21/2007	04/04/2008	07	0	0	-
BERKSHIRE HATHAWAY HOMESTATE INS CO	01/20/1970	11/25/1996	03, 04, 06, 07	1,393,319	1,722,560	-
BITUMINOUS CAS CORP	07/23/1928	09/24/1963	03, 04, 06, 07	763,841	161,616	1
BITUMINOUS FIRE & MARINE INS CO	10/01/1942	09/20/1963	03, 04, 06, 07	273,123	(8,395)	-
BOND SAFEGUARD INS CO	06/15/1971	11/28/2006	07	475	0	-
BRISTOL W INS CO	02/09/1968	12/16/1968	02, 03, 04, 05, 07	2,357,735	1,414,741	1
BROTHERHOOD MUT INS CO	09/20/1935	04/01/1999	02, 03, 04, 06, 07	846,757	96,881	-
CALIFORNIA CAPITAL INS CO	05/28/1898	06/26/1981	03, 04, 05	0	0	-
CALIFORNIA CAS GEN INS CO OF OR	09/28/1977	07/18/1987	03, 04, 05	2,715,030	961,420	-
CALIFORNIA CAS IND EXCH	01/19/1914	01/02/1962	03, 04, 05	(21,569)	540,724	-
CALIFORNIA CAS INS CO	10/20/1967	10/05/1987	03, 04, 05	6,382	(326)	-
CALIFORNIA INS CO	02/01/1965	06/16/1982	02, 03, 04, 06, 07	1,348,914	23,483	-
CAMDEN FIRE INS ASSOC	03/12/1841	04/01/1921	03, 04, 05	0	0	-
CAMICO MUT INS CO	03/06/1986	12/01/1995	05	315,131	64,642	-
CAMPMEY CAS & IND CO INC	05/27/1993	06/20/2012	03, 04, 05, 07	0	0	-
CANAL INS CO	02/27/1939	06/04/1958	03, 04, 05	964,219	448,708	1

Summary of Idaho Business Property and Casualty Insurers -- Active 12/31/2012

COMPANY NAME	INCORPORATION DATE	LICENSED DATE	LINES OF BUSINESS	IDAHO PREMIUMS WRITTEN	LOSSES INCURRED	COMPLAINT COUNTS AS OF 12/31/12
CAPITOL IND CORP	03/12/1841	05/02/1973	02, 03, 04, 06, 07	545,332	3,271	-
CAPSON PHYSICIANS INS CO	03/09/1961	07/24/1996	05	8,270	0	-
CAROLINA CAS INS CO	04/18/1951	05/04/1966	02, 03, 04, 06, 07	858,003	337,462	-
CASTLEPOINT NATL INS CO	08/26/1981	03/01/1984	03, 04, 05, 07	131,846	(58,731)	-
CASUALTY UNDERWRITERS INS CO	05/30/1986	12/30/1992	03, 05	225,805	571,831	-
CATERPILLAR INS CO	02/07/1963	11/21/2000	03, 04, 06, 07	3,183,987	594,412	-
CATLIN IND CO	06/06/1928	07/12/2011	02, 03, 04, 05	0	0	-
CATLIN INS CO	04/19/1913	03/05/2009	02, 03, 04, 05, 07	947,247	48,363	-
CEM INS CO	12/15/1982	11/29/2003	03, 04, 05, 07	0	0	-
CENSTAT CAS CO	05/31/2002	05/26/2009	05	0	0	-
CENTRAL STATES IND CO OF OMAHA	05/20/1977	10/28/1983	02, 03, 04, 05	690,917	227,327	-
CENTRE INS CO	10/31/1969	07/28/1981	02, 03, 04, 06, 07	0	0	-
CENTURION CAS CO	02/09/1983	07/21/1989	02, 03, 04, 05, 07	39,090	(10,992)	-
CENTURY IND CO	07/02/1963	08/25/1969	02, 03, 04, 06, 07	0	1,220,575	-
CENTURY NATL INS CO	06/23/1956	12/30/1980	03, 04, 05	6,696	(364)	-
CHARTER OAK FIRE INS CO	04/29/1931	04/29/1936	02, 03, 04, 06, 07	4,848,061	2,900,672	-
CHARTIS CAS CO	11/26/1946	01/23/1992	03, 04, 06	91,474	140,809	-
CHARTIS PROP CAS CO	05/17/1871	08/21/1952	02, 03, 04, 06, 07	3,457,011	538,961	-
CHEROKEE INS CO	07/26/1946	10/23/1973	03, 04, 05, 07	0	0	-
CHICAGO INS CO	07/02/1956	09/01/1964	03, 04, 05	210,606	(140,059)	-
CHUBB IND INS CO	11/03/1922	01/23/1997	03, 04, 06, 07	185,359	185,765	-
CHUBB NATL INS CO	01/27/1993	01/23/1997	02, 03, 04, 06, 07	6,019	(38)	-
CHURCH MUT INS CO	03/04/1897	05/13/1971	03, 04, 06, 07	1,323,059	407,439	-
CIFG ASSUR N AMER INC	03/05/2003	06/30/2003	07	0	0	-
CIM INS CORP	09/09/1965	04/01/1966	03, 04, 05, 07	0	0	-
CINCINNATI CAS CO	12/27/1972	01/01/1998	03, 04, 06, 07	881,823	207,894	-
CINCINNATI INS CO	08/02/1950	05/04/1984	03, 04, 06, 07	24,822,112	10,534,075	-
CITIZENS INS CO OF AMER	05/29/1974	10/01/2011	03, 04, 06	0	0	-
CIVIL SERV EMPLOYEES INS CO	11/25/1949	09/10/1957	03, 04, 05	0	0	-
CLAREMONT LIAB INS CO	11/19/1987	03/01/2000	02, 05	0	0	-
CLARENDON NATL INS CO	07/21/1941	10/18/1952	02, 03, 04, 06, 07	0	(823,335)	-
CLEARWATER INS CO	05/15/1974	09/04/1991	03, 04, 05, 07	0	0	-
CLEARWATER SELECT INS CO	10/14/1993	07/16/1996	02, 03, 04, 06, 07	0	0	-

Summary of Idaho Business Property and Casualty Insurers -- Active 12/31/2012

COMPANY NAME	INCORPORATION DATE	LICENSED DATE	LINES OF BUSINESS	IDAHO PREMIUMS WRITTEN	LOSSES INCURRED	COMPLAINT COUNTS AS OF 12/31/12
CLEMONT INS CO	01/01/1977	12/23/1998	03, 04, 05, 07	0	0	-
CMG MORTGAGE ASSUR CO	03/03/1969	07/28/2000	09	0	0	-
CMG MORTGAGE INS CO	12/30/1980	10/23/1981	09	790,154	529,440	-
COFACE N AMER INS CO	10/07/1974	12/17/2008	03, 04, 05, 07	59,924	(88,101)	-
COLISEUM REINS CO	01/09/1978	10/05/1987	02, 03, 04, 05, 07	0	0	-
COLONIAL AMER CAS & SURETY CO	05/24/1977	10/15/1996	03, 04, 05, 07	0	(281)	-
COLONIAL SURETY CO	03/19/1930	11/22/2002	05, 07	11,981	(120)	-
COLONY SPECIALTY INS CO	12/20/1978	03/02/2000	03, 04, 05	131,526	133,861	-
COLORADO CAS INS CO	04/24/1980	08/12/1994	03, 04, 05	0	(33,252)	-
COLUMBIA INS CO	01/28/1970	09/06/1973	03, 04, 05, 07	0	0	-
COLUMBIA MUT INS CO	06/03/1940	10/29/1991	03, 04, 05, 07	0	0	-
COMMERCE & INDUSTRY INS CO	12/11/1957	07/19/1965	03, 04, 06, 07	1,011,858	799,489	-
COMMERCIAL CAS INS CO	03/21/1986	01/01/1996	06	0	0	-
COMM/ONWEALTH INS CO OF AMER	10/01/1994	09/24/2001	03, 04, 05	0	2,659	-
COMPANION COMMERCIAL INS CO	02/26/1997	06/01/2007	03, 04, 06, 07	72,865	16,248	-
COMPANION PROP & CAS INS CO	02/13/1984	06/01/2007	03, 04, 06, 07	100,385	319,958	-
COMPWEST INS CO	04/28/2004	07/01/2007	06	70,998	52,939	-
CONSTITUTION INS CO	02/10/1992	12/16/1993	03, 04, 06, 07	0	0	-
CONSUMERS INS USA INC	08/09/1994	11/19/2009	03, 04, 05	17,521	4,655	-
CONTINENTAL CAS CO	11/29/1897	06/30/1948	02, 03, 04, 06, 07	23,094,265	4,107,139	1
CONTINENTAL HERITAGE INS CO	03/11/1980	11/26/1985	07	38,970	915	-
CONTINENTAL IND CO	12/09/1986	10/27/1992	03, 04, 05	0	0	-
CONTINENTAL INS CO	01/07/1853	12/31/1977	02, 03, 04, 06, 07	929,720	53,675	-
CONTINENTAL WESTERN INS CO	04/01/1968	12/04/1970	03, 04, 06, 07	11,976,863	9,560,290	-
CONTRACTORS BONDING & INS CO	09/24/1979	04/02/1984	03, 05, 07	540,835	(127,395)	-
COPIC INS CO	04/11/1984	12/31/2001	05	0	0	-
COREPOINTE INS CO	12/30/1964	06/18/1965	03, 04, 05, 07	69,799	671	-
COUNTRY CAS INS CO	01/23/1964	01/29/1999	03, 04, 05, 07	7,019	1,793	-
COUNTRY MUT INS CO	10/26/1925	01/29/1999	03, 04, 05, 07	217,553	74,761	-
COUNTRY PREF INS CO	05/19/1953	10/19/1967	03, 04, 06, 07	98,637	18,278	-
COURTESY INS CO	12/21/1987	08/18/1988	03, 04, 07	179,416	14,504	-
CRUM & FORSTER IND CO	07/24/2003	12/29/2003	03, 04, 06, 07	1,869	(177)	-
CSE SAFEGUARD INS CO	04/20/1984	03/01/1988	03, 04, 05, 07	0	0	-

Summary of Idaho Business Property and Casualty Insurers -- Active 12/31/2012

COMPANY NAME	INCORPORATION DATE	LICENSED DATE	LINES OF BUSINESS	IDAHO PREMIUMS WRITTEN	LOSSES INCURRED	COMPLAINT COUNTS AS OF 12/31/12
CLUMIS INS SOCIETY INC	03/25/1960	01/25/1963	02, 03, 04, 05, 07	4,564,711	2,271,183	-
CYPRESS INS CO	10/17/1962	07/01/1997	06	0	2,941	-
DAIRYLAND INS CO	01/08/1953	09/03/1965	02, 03, 04, 05, 07	680,352	451,244	-
DAKOTA FIRE INS CO	08/23/1957	08/17/1992	03, 04, 05, 07	2,226,250	1,129,740	-
DAKOTA TRUCK UNDERWRITERS	11/20/1989	11/01/2010	03, 06, 07	0	0	-
DALLAS NATL INS CO	12/22/1987	01/01/1996	06	148,976	(276,588)	-
DANIELSON NATL INS CO	10/28/1974	06/15/1979	03, 06, 07	97,350	1,206	-
DARWIN NATL ASSUR CO	01/14/1972	10/30/1981	03, 04, 05, 07	1,106,015	246,437	-
DEALERS ASSUR CO	08/02/1935	11/16/2001	05	8,797	1,749	-
DENTISTS BENEFITS INS CO	06/17/1985	08/10/2004	03, 05	0	0	-
DENTISTS INS CO	11/01/1979	11/22/2002	03, 05	0	0	-
DEPOSITORS INS CO	08/24/1983	12/18/1987	03, 04, 06	5,060,478	2,804,981	-
DEVELOPERS SURETY & IND CO	10/10/1936	08/12/1988	03, 04, 05, 07	969,827	107,089	-
DIAMOND STATE INS CO	02/20/1981	08/14/1991	03, 04, 05, 07	129,628	(26,492)	-
DIRECT NATL INS CO	01/18/1945	09/14/1959	05	0	0	-
DISCOVER PROP & CAS INS CO	12/20/1978	08/13/1981	02, 03, 04, 06, 07	164,272	91,819	-
DOCTORS CO AN INTERINS EXCH	04/15/1976	09/28/1989	02, 03, 04, 05	4,872,592	2,383,516	-
DORINCO REINS CO	03/08/1977	08/16/1991	03, 04, 05, 07	9,437	0	-
EAGLE W INS CO	10/14/1960	10/19/2006	03, 04, 05	0	0	-
EAST GUARD INS CO	07/01/1827	01/01/2004	06	0	(9)	-
ECONOMY FIRE & CAS CO	01/30/1935	07/08/1988	02, 03, 04, 05, 07	0	0	-
ECONOMY PREFERRED INS CO	05/29/1979	07/08/1988	02, 03, 04, 05, 07	0	0	-
ECONOMY PREMIER ASSUR CO	12/15/1980	07/08/1988	03, 04, 05	0	0	-
ELECTRIC INS CO	04/21/1966	11/07/1972	02, 03, 04, 06, 07	217,270	214,332	-
EMPIRE FIRE & MARINE INS CO	03/04/1954	12/19/1957	02, 03, 04, 05, 07	846,097	143,846	-
EMPLOYERS ASSUR CO	11/14/1979	03/01/2011	06	282,804	738,247	-
EMPLOYERS COMPENSATION INS CO	05/16/2002	07/03/2003	06	3,098,331	154,929	-
EMPLOYERS FIRE INS CO	01/21/1921	05/18/1944	02, 03, 04, 06, 07	59,962	505,378	-
EMPLOYERS INS OF WAUSAU	08/21/1911	05/24/1940	02, 03, 04, 06, 07	3,807,901	5,434,441	-
EMPLOYERS INS CO OF IW	12/01/1999	06/01/2008	06	0	0	-
EMPLOYERS MUT CAS CO	03/19/1911	12/16/1941	03, 04, 06, 07	5,919,447	4,007,684	-
EMPLOYERS PREFERRED INS CO	03/06/1995	10/01/2010	06	787,954	545,191	-
ENCOMPASS IND CO	01/25/1984	12/05/2002	03, 04, 05, 07	0	3,444	-

Summary of Idaho Business Property and Casualty Insurers – Active 12/31/2012

COMPANY NAME	INCORPORATION DATE	LICENSED DATE	LINE OF BUSINESS	IDAHO PREMIUMS WRITTEN	LOSSES INCURRED	COMPLAINT COUNTS AS OF 12/31/12
ENDURANCE AMER INS CO	03/21/1996	11/10/1997	03, 04, 05, 07	187,000	84,904	-
ENDURANCE REINS CORP OF AMER	03/15/2007	01/30/2008	02, 03, 04, 06, 07	0	0	-
ENDURANCE RISK SOLUTIONS ASSUR CO	06/06/1986	12/14/1987	03, 04, 05, 07	0	0	-
ENUM/CLAW PROP & CAS INS CO	01/25/2002	10/30/2003	03, 04, 05, 07	3,529,105	2,071,363	-
EQUITY INS CO	01/01/1965	01/28/2005	03, 04, 05	0	0	-
ESSENT GUAR INC	11/14/2008	02/02/2010	09	455,291	0	-
ESSENTIA INS CO	04/27/1979	11/30/1982	03, 04, 05	1,197,316	176,267	-
ESURANCE INS CO OF NU	09/22/1919	05/23/1940	03, 04, 06, 07	0	0	-
ESURANCE PROP & CAS INS CO	10/22/1987	11/20/2012	03, 04, 05	0	0	-
EULER HERMES N AMER INS CO	04/28/1893	11/30/2006	05	240,763	18,731	-
EVEREST NATL INS CO	11/12/1985	12/17/1987	02, 03, 04, 06, 07	502,244	(230,160)	-
EVEREST REINS CO	06/13/1973	09/15/1976	02, 03, 04, 07	178,056	226,931	-
EVERGREEN NATL IND CO	12/30/1939	10/03/1983	03, 04, 05, 07	2,255	(5,308)	-
EVERSPAN FIN GUAR CORP	01/11/1968	09/04/1969	07	0	0	-
EXCESS SHARE INS CORP	08/17/1993	12/13/1995	05	18,719	0	-
EXECUTIVE RISK IND INC	09/23/1977	02/07/1995	02, 03, 04, 06, 07	265,095	(146,412)	-
EXPLORER INS CO	12/08/1981	05/31/1991	03, 04, 06, 07	0	(2,021)	-
FACTORY MUT INS CO	10/31/1835	06/30/1968	03, 04, 05, 07	11,601,918	9,630	-
FAIR AMER INS & REINS CO	09/30/1985	10/09/1979	02, 03, 04, 05, 07	0	0	-
FAIRMONT INS CO	04/10/1970	03/01/1984	03, 04, 06, 07	0	0	-
FAIRMONT PREMIER INS CO	07/01/1941	02/18/1947	02, 03, 04, 06, 07	0	0	-
FAIRMONT SPECIALTY INS CO	08/01/1923	12/31/1980	02, 03, 04, 06, 07	0	0	-
FARM BUREAU MUT INS CO OF ID	04/27/1947	05/01/1947	02, 03, 04, 06, 07	124,000,546	96,813,267	5
FARMERS ALLIANCE MUT INS CO	07/20/1888	10/30/1974	03, 04, 05, 07	6,896,928	3,280,405	-
FARMERS INS CO OF ID	10/19/1969	12/10/1969	02, 03, 04, 06, 07	97,621,087	51,724,690	11
FARMERS INS EXCH	04/06/1928	01/01/1930	02, 03, 04, 06, 07	20,085,065	8,895,024	-
FARMERS MUT HAIL INS CO OF IA	03/05/1893	06/19/1958	04	0	0	-
FARMERS UNION MUT INS CO	12/04/1959	03/20/2007	03, 04, 05	0	0	-
FARMINGTON CAS CO	08/24/1982	07/08/1983	02, 03, 04, 06, 07	1,251	4,029	-
FARMLAND MUT INS CO	03/22/1909	10/23/1990	03, 04, 06, 07	1,308,586	1,250,451	-
FEDERAL INS CO	02/15/1901	03/28/1940	02, 03, 04, 06, 07	11,596,404	3,559,490	-
FEDERATED MUT INS CO	01/19/1904	04/01/1921	02, 03, 04, 06, 07	3,373,406	911,591	-
FEDERATED RURAL ELECTRIC INS EXCH	05/14/1957	12/10/1979	02, 03, 04, 06, 07	1,775,353	447,086	-

Summary of Idaho Business Property and Casualty Insurers – Active 12/31/2012

COMPANY NAME	INCORPORATION DATE	LICENSED DATE	LINES OF BUSINESS	IDAHO PREMIUMS WRITTEN	LOSSES INCURRED	COMPLAINT COUNTS AS OF 12/31/12
FEDERATED SERV INS CO	06/06/1972	10/22/1974	03, 04, 06, 07	781,000	582,613	-
FIDELITY & DEPOSIT CO OF MD	10/14/1980	12/24/1981	03, 04, 05, 07	2,047,752	(226,318)	-
FIDELITY & GUAR INS CO	03/01/1977	03/19/1979	03, 04, 06, 07	4,970	821,609	-
FIDELITY & GUAR INS UNDERWRITERS INC	07/06/1951	11/17/1955	03, 04, 06, 07	0	443	-
FIDELITY NATL INS CO	04/26/1990	04/22/2008	03, 04, 05, 07	0	0	-
FIDELITY NATL PROP & CAS INS CO	06/07/1971	06/14/1988	03, 04, 05, 07	195,986	288,735	-
FINANCIAL AMER PROP & CAS INS CO	03/14/1961	10/06/1972	02, 03, 04, 06, 07	0	0	-
FINANCIAL CAS & SURETY INC	08/07/1989	10/21/2004	07	86,245	4,501	-
FINANCIAL IND CO	12/19/1945	11/22/1961	03, 05, 07	70,759	(6,999)	-
FINANCIAL PACIFIC INS CO	07/22/1986	06/19/1996	03, 04, 05, 07	3,807	0	-
FIRE INS EXCH	11/20/1942	06/20/1943	03, 04, 05, 07	0	0	-
FIREMANS FUND INS CO	09/09/1864	09/19/1918	02, 03, 04, 06, 07	9,857,268	3,745,457	-
FIREMENS INS CO OF WASHINGTON DC	03/03/1837	03/01/2007	03, 04, 06, 07	0	0	-
FIRST AMER PROP & CAS INS CO	10/17/1977	03/19/1991	03, 04, 05	778	0	-
FIRST COLONIAL INS CO	02/17/1987	04/23/1998	04, 05	113,011	39,824	-
FIRST DAKOTA IND CO	11/07/1995	11/01/2010	06, 07	0	0	-
FIRST FIN INS CO	04/29/1970	09/09/1977	03, 06, 07	0	0	-
FIRST LIBERTY INS CORP	06/16/1989	05/23/1991	02, 03, 04, 06, 07	604,693	623,291	-
FIRST NATL INS CO OF AMER	10/05/1928	11/20/1928	03, 04, 06, 07	1,248,750	(1,476,117)	-
FIRST NONPROFIT INS CO	01/01/1978	11/01/2009	03, 04, 06, 07	0	0	-
FIRSTCOMP INS CO	12/17/1986	08/03/1992	05	0	0	-
FLORISTS MUT INS CO	06/01/1887	10/03/1988	03, 04, 06, 07	135,760	(62,923)	-
FOREMOST INS CO GRAND RAPIDS MI	05/20/1952	09/02/1957	02, 03, 04, 06, 07	9,617,766	2,999,352	-
FOREMOST PROP & CAS INS CO	04/27/1984	07/02/1992	03, 04, 06, 07	669,732	231,519	1
FOREMOST SIGNATURE INS CO	09/07/1982	03/01/2012	03, 04, 06	0	0	-
FORTRESS INS CO	04/30/1997	08/20/2002	05	16,193	2,153	-
FRANKENMUTH MUT INS CO	09/15/1921	06/07/1999	03, 04, 05, 07	0	0	-
FREEDOM SPECIALTY INS CO	05/21/1929	12/10/1959	03, 04, 05, 07	0	0	-
GARRISON PROP & CAS INS CO	12/01/1900	10/25/2004	03, 04, 05	4,257,126	3,446,215	2
GATEWAY INS CO	05/21/1986	07/21/1997	03, 04, 05	(1,694)	167,967	-
GEICO ADVANTAGE INS CO	06/13/2011	07/30/2012	03, 05	311,283	46,763	-
GEICO CAS CO	08/31/1982	04/24/1984	03, 04, 05	348,163	200,762	-
GEICO CHOICE INS CO		07/30/2012	03, 05	444,004	102,630	-

Summary of Idaho Business Property and Casualty Insurers – Active 12/31/2012

COMPANY NAME	INCORPORATION DATE	LICENSED DATE	LINES OF BUSINESS	IDAHO PREMIUMS WRITTEN	LOSSES INCURRED	COMPLAINT COUNTS AS OF 12/31/12
GEICO GEN INS CO	05/15/1934	12/31/1978	03, 04, 05, 07	24,209,245	14,389,606	1
GEICO IND CO	05/12/1961	08/04/1961	03, 05	17,894,887	10,225,060	2
GEICO SECURE INS CO	06/13/2011	07/30/2012	03, 05	350,793	64,228	-
GEM STATE INS CO	03/10/1910	01/03/1910	03, 04, 05	4,009,502	2,520,258	-
GENERAL CAS CO OF WI	05/12/1925	01/06/1993	03, 04, 06, 07	873,161	(63,853)	-
GENERAL FIDELITY INS CO	03/17/1987	07/03/1987	02, 03, 04, 05	0	0	-
GENERAL INS CO OF AMER	03/20/1923	06/09/1923	03, 04, 06, 07	1,611,188	148,064	-
GENERAL REINS CORP	10/06/1970	04/03/1971	02, 03, 04, 05, 07	168,517	(22,994)	-
GENERAL SECURITY NATL INS CO	05/15/1980	11/19/1984	03, 04, 05, 07	0	0	-
GENERAL STAR NATL INS CO	09/10/1864	12/18/1922	03, 04, 05, 07	3,208	(31,000)	-
GENERAL US BRANCH	12/23/1952	11/30/1990	02, 03, 04, 05, 07	4,725	1,000	-
GENESIS INS CO	04/06/1976	12/30/1987	02, 03, 04, 06, 07	0	(42,000)	-
GENWORTH FINANCIAL ASSUR CORP	06/12/1992	11/09/2007	05	0	0	-
GENWORTH HOME EQUITY INS CORP	07/19/1982	07/30/1991	09	0	0	-
GENWORTH MORTGAGE INS CORP	05/12/1980	04/07/1981	09	2,890,098	11,595,145	-
GENWORTH MORTGAGE INS CORP OF NC	02/20/1961	10/15/1981	09	0	0	-
GENWORTH RESIDENTIAL MORTGAGE ASSUR	08/11/1961	08/16/1962	09	490,565	3,336	-
GENWORTH RESIDENTIAL MORTGAGE INS CO	11/15/1972	09/15/1977	09	135,713	139,733	-
GEOVERA INS CO	03/24/1997	04/19/2005	03, 05	0	0	-
GLOBAL REINS CORP OF AMER	07/30/1940	08/28/1984	03, 04, 05, 07	0	6,010	-
GMAC INS CO ONLINE INC	04/06/2000	02/23/2004	03, 04, 05	0	0	-
GOVERNMENT EMPLOYEES INS CO	11/19/1937	08/22/1955	03, 04, 05, 07	8,381,902	4,261,561	-
GRANGE INS ASSN	08/08/1931	05/22/1953	03, 04, 05, 07	5,476,379	1,985,081	1
GRANITE RE INC	11/13/1986	03/13/2009	03, 05, 07	600	(135)	-
GRANITE STATE INS CO	01/27/1865	02/10/1928	02, 03, 04, 06, 07	1,285,495	155,317	-
GRAY INS CO	11/18/1977	12/14/1999	03, 04, 06, 07	0	0	-
GREAT AMER ALLIANCE INS CO	09/11/1945	10/06/1948	03, 04, 06, 07	474,098	52,245	-
GREAT AMER ASSUR CO	03/23/1905	05/11/1973	03, 04, 06, 07	835,492	28,589	-
GREAT AMER INS CO	03/07/1872	09/30/1976	03, 04, 06, 07	4,532,251	1,581,404	-
GREAT AMER INS CO OF NY	08/22/1947	04/03/1948	03, 04, 06, 07	1,117,641	148,681	-
GREAT AMER SECURITY INS CO	07/01/1987	03/18/1991	03, 04, 06, 07	0	0	-
GREAT AMER SPIRIT INS CO	04/05/1988	09/17/1991	03, 04, 06, 07	0	(243)	-
GREAT DIVIDE INS CO	04/29/1986	09/26/1994	02, 03, 04, 06, 07	150,796	26,287	-

Summary of Idaho Business Property and Casualty Insurers -- Active 12/31/2012

COMPANY NAME	INCORPORATION DATE	LICENSED DATE	LINES OF BUSINESS	IDAHO PREMIUMS WRITTEN	LOSSES INCURRED	COMPLAINT COUNTS AS OF 12/31/12
GREAT MIDWEST INS CO	10/08/1985	09/01/1999	02, 03, 04, 05, 07	58,889	11,149	-
GREAT NORTHERN INS CO	03/26/1952	09/04/1969	03, 04, 06, 07	1,059,933	29,771	-
GREAT NORTHWEST INS CO	09/15/1986	12/08/2006	03, 04, 05	654,909	304,339	-
GREAT WEST CAS CO	03/22/1956	01/14/1965	03, 04, 06, 07	12,936,514	6,738,186	-
GREATER NY MUT INS CO	08/29/1927	12/24/1963	03, 04, 06, 07	0	0	-
GREENWICH INS CO	02/18/1946	08/25/1955	02, 03, 04, 06, 07	962,128	164,745	-
GUARANTEE CO OF N AMER USA	01/23/1990	10/01/1999	07	78,567	2	-
GUARANTEE INS CO	08/16/1978	12/31/1978	10	0	0	-
GUIDEONE AMER INS CO	04/08/1983	12/23/1999	03, 04, 05, 07	0	0	-
GUIDEONE ELITE INS CO	07/19/1983	06/16/1988	03, 04, 05, 07	344,675	(754,274)	-
GUIDEONE MUT INS CO	12/26/1946	07/21/1954	02, 03, 04, 06, 07	375,170	(831,982)	-
GUIDEONE SPECIALTY MUT INS CO	07/10/1948	11/06/1958	03, 04, 05, 07	22,889	(3,138)	-
HALLMARK INS CO	06/21/1988	07/24/1992	03, 04, 05, 07	787,578	220,271	-
HANOVER AMER INS CO	06/08/1989	07/05/1996	03, 04, 06, 07	4,125	85	-
HANOVER INS CO	04/15/1952	01/01/1973	02, 03, 04, 06, 07	1,369,562	296,466	-
HARCO NATL INS CO	10/28/1992	12/01/1994	03, 04, 06, 07	269,365	48,430	-
HARLEYSVILLE INS CO	06/09/1930	08/18/1987	03, 04, 05, 07	43,813	0	-
HARTFORD ACCIDENT & IND CO	05/08/1913	07/18/1919	02, 03, 04, 06, 07	632,634	348,397	-
HARTFORD CAS INS CO	05/05/1987	07/01/1987	02, 03, 04, 06, 07	2,552,202	1,063,007	-
HARTFORD FIRE IN CO	05/01/1810	07/29/1919	02, 03, 04, 06, 07	3,710,879	1,444,724	-
HARTFORD INS CO OF THE MIDWEST	09/11/1979	12/08/1983	03, 04, 06, 07	5,817,643	1,676,393	2
HARTFORD STEAM/ BOIL INSPEC & INS CO	06/30/1866	01/13/1906	03, 04, 05	325,610	62,838	-
HARTFORD STEAM/ BOIL INSPEC INS CO CT	07/22/1988	06/11/2002	03, 04, 05	0	0	-
HARTFORD UNDERWRITERS INS CO	12/23/1978	07/01/1988	03, 04, 06, 07	2,207,146	987,764	2
HDI GERLING AMER INS CO	03/02/2007	11/06/2008	03, 04, 06, 07	657,614	302,799	-
HERITAGE CAS INS CO	06/04/1974	01/16/1984	02, 03, 04, 05, 07	0	0	-
HERITAGE IND CO	01/25/1979	08/18/1981	02, 03, 04, 05	281,098	137,848	-
HIGHMARK CAS INS CO	06/22/1977	10/14/1997	05	0	0	-
HISCOX INS CO INC	11/26/1952	08/10/1954	02, 03, 04, 05, 07	71,638	9,020	-
HOLYOKE MUT INS CO IN SALEM	03/14/1843	09/02/2009	03, 04, 05	86,593	2,000	-
HOMESITE INS CO	01/31/1985	09/12/1988	02, 03, 04, 05, 07	1,230,925	614,102	-
HORACE MANN INS CO	08/28/1963	12/16/1978	03, 04, 05, 07	962,712	629,810	1
HORACE MANN PROP & CAS INS CO	03/25/1965	05/26/1988	03, 05	1,095,444	859,855	-

Summary of Idaho Business Property and Casualty Insurers -- Active 12/31/2012

COMPANY NAME	INCORPORATION DATE	LICENSED DATE	LINE OF BUSINESS	IDAHO PREMIUMS WRITTEN	LOSSES INCURRED	COMPLAINT COUNTS AS OF 12/31/12
HOUSING AUTHORITY/PROP A MUT CO	03/20/1987	12/20/2005	03, 04, 05, 07	20,011	636	-
HOUSING ENTERPRISE INS CO INC	08/15/2000	09/23/2009	03, 04, 05, 07	0	50,000	-
HOUSTON GEN INS CO	12/19/1980	07/30/1982	03, 04, 05, 07	0	0	-
HSBC INS CO OF DE	06/23/1965	01/04/2006	02, 03, 04, 05	22,763	(3,327)	-
HUDSON INS CO	01/16/1918	10/15/1991	02, 03, 04, 07	1,346,453	974,997	1
IDAHO COUNTIES RISK MGMT PROGRAM	11/29/1985	02/01/1986	03, 05	19,973,992	7,919,838	1
IDAHO STATE INS FUND	12/31/1917	01/01/1918	10	161,466,291	118,238,719	-
IDS PROP CAS INS CO	12/12/1972	08/04/2004	02, 03, 04, 05	1,217,356	610,600	-
ILLINOIS INS CO	10/21/1988	10/16/1995	02, 06, 07	0	0	-
ILLINOIS NATL INS CO	10/05/1933	06/12/1992	03, 04, 06, 07	125,380	303,539	-
IMPERIUM INS CO	11/18/1977	12/20/1991	02, 03, 04, 06, 07	279,605	79,694	-
INDEMNITY CO OF CA	10/05/1967	07/14/1995	07	181,165	(20,855)	-
INDEMNITY INS CO OF NORTH AMER	09/26/1977	12/27/1984	03, 04, 06, 07	1,356,469	42,937	-
INDEPENDENCE AMER INS CO	02/26/1973	05/08/2001	02, 03, 05	419,296	81,241	-
INDIANA LUMBERMENS MUT INS CO	03/19/1897	10/24/1980	03, 04, 06, 07	345,863	(147,683)	-
INFINITY INS CO	09/28/1978	11/17/1981	03, 05	13,368	2,945	-
INSURANCE CO OF N AMER	04/14/1794	08/07/1956	02, 03, 04, 06, 07	8,794	241,926	-
INSURANCE CO OF THE STATE OF PA	04/18/1794	04/13/1918	02, 03, 04, 06, 07	3,173,432	(452,958)	1
INSURANCE CO OF THE WEST	03/01/1972	08/16/1988	03, 04, 06, 07	164,707	(21,616)	-
INTEGON IND CORP	12/16/1946	09/28/1979	03, 04, 05, 07	0	0	-
INTEGON NATL INS CO	01/04/1988	12/31/1988	03, 04, 05, 07	0	0	-
INTERNATIONAL FIDELITY INS CO	12/18/1904	09/19/1975	07	194,509	(2,468)	-
INTREPID INS CO	03/02/1999	06/08/2005	03, 04, 05, 07	0	0	-
IRONSHORE IND INC	08/01/1919	10/22/1974	03, 04, 06, 07	161,699	110,679	-
JEFFERSON INS CO	03/15/1950	11/13/1956	03, 04, 05	1,184,669	364,289	-
JEWELERS MUT INS CO	03/12/1913	07/28/1972	03, 04, 05, 07	183,932	39,332	-
JOHN DEERE INS CO	02/08/1979	12/06/1991	02, 03, 05	12,735,155	5,770,155	-
KEY RISK INS CO	12/10/1997	03/01/2011	03, 04, 06, 07	0	0	-
KNIGHTBROOK INS CO	12/17/1934	05/18/2011	03, 04, 05	133,999	39,693	-
LANCER INS CO	04/27/1945	11/13/1956	03, 04, 06, 07	873,716	(124,649)	-
LANDCAR CAS CO	10/03/1989	05/02/1997	05	296,043	(24,941)	-
LEXINGTON NATL INS CORP	10/23/1989	09/30/2003	07	18,554	13,903	-
LEXON INS CO	03/20/1984	09/24/1999	05, 07	515,937	(11,501)	-

Summary of Idaho Business Property and Casualty Insurers -- Active 12/31/2012

COMPANY NAME	INCORPORATION DATE	LICENSED DATE	LINES OF BUSINESS	IDAHO PREMIUMS WRITTEN	LOSSES INCURRED	COMPLAINT COUNTS AS OF 12/31/12
LIBERTY AMER SELECT INS CO	02/22/1989	06/25/1996	03, 04, 05	0	0	-
LIBERTY INS CORP	12/16/1988	12/15/1988	03, 04, 06, 07	4,269,868	5,048,854	-
LIBERTY INS UNDERWRITERS INC	11/17/1978	08/13/1981	02, 03, 04, 05, 07	984,358	1,019,590	-
LIBERTY MUT FIRE INS CO	10/31/1908	04/01/1936	03, 04, 06, 07	20,992,170	10,799,983	2
LIBERTY MUT INS CO	01/01/1912	08/28/1935	02, 03, 04, 06, 07	17,063,314	4,468,581	-
LIBERTY NORTHWEST INS CORP	01/21/1983	10/28/1983	03, 04, 06, 07	39,743,326	38,496,789	-
LINCOLN GEN INS CO	03/17/1977	12/03/1991	03, 04, 05, 07	0	(7,877)	-
LIN GEN INS CO	11/17/1978	08/13/1981	02, 03, 04, 05, 07	2,361,109	474,859	-
LIN INS CORP	06/16/1989	05/23/1991	02, 03, 04, 06, 07	2,003,748	1,407,330	-
LIN PROP & CAS INS CO	01/02/1975	10/20/1975	02, 03, 04, 05, 07	0	(25,0)	-
LUMBERMENS CAS INS CO	11/17/1970	11/03/1975	02, 03, 04, 05, 07	0	0	-
LUMBERMENS UNDERWRITING ALLIANCE	01/10/1905	04/01/1913	03, 04, 06, 07	1,505,053	35,610	-
LYNDON PROP INS CO	05/30/1978	09/19/1979	03, 04, 05, 07	207,768	9,863	-
LYNDON SOUTHERN INS CO	09/16/1996	07/05/2005	02, 03, 04, 05, 07	8,996,210	5,430,378	-
MAIDEN REINS CO	08/18/2000	02/23/2004	02, 03, 04, 06	345	(170,329)	-
MAJESTIC INS CO	03/17/1980	10/01/1999	06	0	0	-
MANUFACTURERS ALLIANCE INS CO	01/11/1979	05/01/2002	02, 03, 04, 06, 07	7,836	2,990	-
MAPFRE INS CO	02/21/1985	01/16/1992	03, 04, 05, 07	0	0	-
MARKEL AMER INS CO	10/15/1986	11/26/1991	03, 04, 05, 07	488,486	(196,021)	-
MARKEL INS CO	11/26/1980	11/01/1984	02, 03, 04, 06, 07	845,202	(128,708)	-
MARTINGALE NATL INS CO	01/07/1994	07/08/1996	03, 04, 05	0	0	-
MARYLAND CAS CO	02/09/1898	06/16/1904	02, 03, 04, 06, 07	1,128,052	(151,145)	-
MASSACHUSETTS BAY INS CO	12/20/1994	10/01/2011	03, 04, 06, 07	2,245	6	-
MAXUM CAS INS CO	11/25/1996	06/30/2005	03, 04, 05, 07	511,856	555,261	-
MBIA INS CORP	03/23/1967	06/09/1972	07	0	0	-
MEDICAL INS EXCH OF CA	07/11/1975	09/01/1976	02, 05	6,748,269	2,569,520	-
MEDICAL PROTECTIVE CO	12/02/1909	12/06/1994	05	1,829,268	3,466,874	-
MEDICUS INS CO	09/28/2006	03/06/2012	05	0	0	-
MEDMARC CAS INS CO	07/26/1950	12/31/1979	03, 04, 05, 07	53,283	(46,592)	-
MEMIC IND CO	02/24/2000	07/01/2006	06	154	(51)	-
MENDOTA INS CO	05/01/1989	03/31/1995	03, 04, 05	0	0	-
MERASTAR INS CO	08/14/1974	08/18/1981	03, 04, 05	11,698	(4,379)	-
MERCHANTS BONDING CO A MUT	01/01/1933	06/16/1988	05, 07	270,866	21,433	-

Summary of Idaho Business Property and Casualty Insurers -- Active 12/31/2012

COMPANY NAME	INCORPORATION DATE	LICENSED DATE	LINES OF BUSINESS	IDAHO PREMIUMS WRITTEN	LOSSES INCURRED	COMPLAINT COUNTS AS OF 12/31/12
MERCHANTS NATL BONDING INC	04/15/2003	09/25/2012	05, 07	0	0	-
MERITPLAN INS CO	12/10/1952	11/12/1982	03, 04, 05, 07	548,327	68,577	-
METROPOLITAN CAS INS CO	10/07/1981	01/09/1986	03, 04, 05	0	0	-
METROPOLITAN DRT PROP & CAS INS CO	05/24/1949	05/02/1968	02, 03, 04, 05, 07	0	0	-
METROPOLITAN GEN INS CO	06/30/1980	01/09/1986	03, 04, 05	41,352	(9,355)	-
METROPOLITAN GRP PROP & CAS INS CO	12/10/1976	10/07/1980	03, 05	3,889,377	2,417,952	-
METROPOLITAN PROP & CAS INS CO	08/31/1972	04/16/1973	02, 03, 04, 05, 07	14,239,546	7,387,733	2
MGA INS CO INC	05/22/1981	05/16/1988	03, 04, 05, 07	0	0	-
MGIC ASSUR CORP GEN ACCOUNT	09/27/1937	10/17/1988	05, 07	0	0	-
MGIC IND CORP	11/15/1956	01/03/2001	09	126,947	0	-
MIC GEN INS CORP	08/14/1980	07/13/1982	02, 03, 04, 05, 07	0	0	-
MIC PROP & CAS INS CORP	04/30/1980	07/13/1982	03, 04, 06, 07	258,110	10,407	-
MICHIGAN WILLERS MUT INS CO	10/01/1881	04/01/1914	03, 04, 06, 07	0	(700)	-
MID CENTURY INS CO	12/03/1949	12/21/1954	02, 03, 04, 06, 07	2,638,541	609,211	1
MID CONTINENT ASSUR CO	08/13/1992	03/01/2006	03, 04, 05	0	0	-
MID CONTINENT CAS CO	02/26/1947	03/01/2006	03, 04, 05	297,500	(111,019)	-
MIDDLESEX INS CO	03/03/1826	09/01/2010	03, 04, 06, 07	0	0	-
MIDWEST EMPLOYERS CAS CO	03/21/1986	09/25/1989	06, 07	359,576	36,956	-
MIDWEST FAMILY MUT INS CO	04/15/1891	06/01/2011	03, 04, 06, 07	0	0	-
MILBANK INS CO	10/21/1982	12/01/1982	03, 04, 05, 07	5,115	(26)	-
MILWAUKEE CAS INS CO	09/28/1973	11/01/2007	03, 04, 06, 07	214,881	144,980	-
MINNESOTA LAWYERS MUT INS CO	05/28/1981	09/24/2003	05	0	0	-
MITSUJ SUMITOMO INS CO OF AMER	03/29/2001	09/28/2001	03, 04, 06, 07	255,257	281,008	-
MITSUJ SUMITOMO INS USA INC	01/28/1988	12/31/1988	03, 04, 06, 07	42,879	12,507	-
MODERN SERV INS CO	02/06/1968	10/22/1974	03, 04, 05, 07	14,261	18,842	-
MONTEREY INS CO	07/07/1987	10/19/2006	03, 04, 05	0	0	-
MORTGAGE GUAR INS CORP	02/20/1979	12/26/1979	09	6,360,276	15,954,019	-
MOSAIC INS CO	07/26/1971	10/27/1978	02, 03, 04, 05	0	0	-
MOTORISTS COMMERCIAL MUT INS CO	05/25/1899	09/23/1927	02, 03, 04, 06, 07	(3,923)	(287,917)	-
MOTORS INS CORP	10/03/1939	03/02/1940	03, 04, 05, 07	60,136	387	-
MOUNTAIN STATES IND CO	10/05/1994	06/01/2012	03, 04, 06, 07	0	0	-
MOUNTAIN STATES MUT CAS CO	07/30/1937	06/01/2012	03, 04, 06, 07	0	0	-
MOUNTAIN VALLEY IND CO	02/02/1995	08/01/2009	03, 04, 06, 07	0	0	-

Summary of Idaho Business Property and Casualty Insurers – Active 12/31/2012

COMPANY NAME	INCORPORATION DATE	LICENSED DATE	LINE OF BUSINESS	IDAHO PREMIUMS WRITTEN	LOSSES INCURRED	COMPLAINT COUNTS AS OF 12/31/12
MUNICH REINS AMER INC	04/02/1917	01/01/1978	02, 03, 04, 06, 07	0	0	-
MUTUAL OF ENIM/CLAW INS CO	02/17/1898	06/19/1952	03, 04, 06, 07	30,077,296	13,836,410	1
NATIONAL AMER INS CO	04/11/1919	12/23/1969	03, 04, 06, 07	31,743	140,186	-
NATIONAL AMER INS CO OF CA	10/10/1966	06/16/1987	03, 04, 06	0	28,343	-
NATIONAL CAS CO	12/19/1904	06/24/1908	02, 03, 04, 06, 07	3,995,744	4,519,577	2
NATIONAL CONTINENTAL INS CO	12/24/1897	12/23/1958	03, 04, 05	44,379	88,501	-
NATIONAL FARMERS UNION PROP & CAS	12/05/1984	10/27/1986	02, 03, 04, 06, 07	538,353	15,936	-
NATIONAL FIRE INS CO OF HARTFORD	06/04/1869	05/01/1893	02, 03, 04, 06, 07	1,851,447	(33,405)	-
NATIONAL GEN ASSUR CO	06/02/1983	01/02/1996	03, 04, 05	2,271,098	1,547,968	1
NATIONAL GEN INS CO	11/02/1966	08/18/1969	03, 05	25,280	0	-
NATIONAL IND CO	04/26/1940	05/17/1949	02, 03, 04, 06, 07	1,077,282	817,146	-
NATIONAL INS ASSN	11/15/1972	04/08/1988	05	0	0	-
NATIONAL INS CO OF WI INS	07/30/1895	03/22/1996	02	0	0	-
NATIONAL INTERSTATE INS CO	02/10/1989	10/27/1992	03, 04, 06	4,239,906	2,938,998	-
NATIONAL LIAB & FIRE INS CO	04/23/1957	01/23/1990	03, 04, 06, 07	182,377	132,277	-
NATIONAL MERIT INS CO	06/18/1980	12/08/1999	03, 04, 05, 07	0	0	-
NATIONAL PUBLIC FINANCE GUAR CORP	12/28/1959	02/03/1972	07	0	0	-
NATIONAL SPECIALTY INS CO	11/30/1960	08/03/2004	03, 04, 06, 07	5,586	(23,716)	-
NATIONAL SURETY CORP	09/03/1970	05/05/1972	02, 03, 04, 06, 07	1,418,800	653,642	-
NATIONAL UNION FIRE INS CO OF PITTS	02/14/1901	05/05/1904	02, 03, 04, 06, 07	25,184,697	10,398,876	2
NATIONWIDE AFFINITY CO OF AMER	05/19/1924	10/03/1946	02, 03, 04, 06, 07	1,687,802	1,051,799	-
NATIONWIDE AGRIBUSINESS INS CO	12/26/1831	10/23/1990	03, 04, 06, 07	3,388,551	4,857,582	-
NATIONWIDE ASSUR CO	02/14/1942	10/24/1955	05	(90)	0	-
NATIONWIDE GEN INS CO	08/22/1957	10/01/1997	03, 05	0	0	-
NATIONWIDE INS CO OF AMER	06/30/1960	04/01/1961	03, 04, 05	5,622,801	2,857,277	1
NATIONWIDE MUT FIRE INS CO	12/27/1933	10/11/1955	03, 04, 06, 07	52,163	1,673	-
NATIONWIDE MUT INS CO	12/16/1925	10/11/1955	03, 04, 06, 07	8,094,806	2,834,049	-
NATIONWIDE PROP & CAS INS CO	11/09/1979	12/30/1987	03, 04, 06, 07	0	(287)	-
NAU COUNTRY INS CO	12/31/1985	11/30/2005	03, 04, 05	10,380,631	3,989,194	-
NAVIGATORS INS CO	07/16/1981	03/07/1994	03, 04, 05, 07	1,273,817	1,172,580	-
NCMIC INS CO	01/01/1946	04/07/1977	03, 04, 05	456,884	(229,124)	-
NETHERLANDS INS CO THE	12/12/1978	12/09/1980	03, 04, 05, 07	0	0	-
NEVADA GEN INS CO	12/28/1993	03/01/2012	03, 05	0	0	-

Summary of Idaho Business Property and Casualty Insurers -- Active 12/31/2012

COMPANY NAME	INCORPORATION DATE	LICENSED DATE	LINES OF BUSINESS	IDAHO PREMIUMS WRITTEN	LOSSES INCURRED	COMPLAINT COUNTS AS OF 12/31/12
NEW ENGLAND INS CO	08/25/1989	07/01/1990	03, 04, 05, 07	0	0	-
NEW ENGLAND REINS CORP	12/28/1981	06/07/1983	03, 04, 06, 07	0	0	-
NEW HAMPSHIRE INS CO	07/01/1869	12/15/1919	02, 03, 04, 06, 07	2,883,718	2,874,087	-
NEW YORK MARINE & GEN INS CO	03/22/1972	12/30/1987	03, 04, 06, 07	218,443	48,315	-
NGM INS CO	03/28/1923	01/28/2004	03, 04, 06, 07	16,911	1,490	-
NIPPONKOA INS CO LTD US BR	01/01/1944	04/05/2004	02, 03, 04, 06, 07	5,445	1,965	-
NORGUARD INS CO	08/12/1987	01/01/2004	06	0	0	-
NORTH AMER ELITE INS CO	12/28/1987	10/19/2001	02, 03, 04, 06, 07	10,155	0	-
NORTH AMER SPECIALTY INS CO	11/23/1973	10/23/1984	02, 03, 04, 06, 07	971,796	672,137	-
NORTH PACIFIC INS CO	06/26/1958	06/29/1964	03, 04, 05, 07	9,424,718	3,810,959	-
NORTH POINTE INS CO	10/13/1986	10/20/2004	03, 04, 05	60,411	10,280	-
NORTH RIVER INS CO	06/06/1972	09/30/1972	02, 03, 04, 06, 07	340,634	126,136	-
NORTHBROOK IND CO	12/20/1978	08/12/1981	02, 03, 04, 06, 07	(1,728)	(6)	-
NORTHERN ASSUR CO OF AMER	08/21/1987	12/31/1989	02, 03, 04, 06, 07	738	(1,699)	-
NORTHERN INS CO OF NY	10/22/1897	11/09/1934	03, 04, 06, 07	243,111	39,632	-
NORTHLAND CAS CO	05/18/1959	11/15/1959	03, 04, 05, 07	9,908	(4,130)	-
NORTHLAND INS CO	01/16/1948	06/15/1960	03, 04, 05, 07	4,546,865	2,832,095	-
NORTHWEST DENTISTS INS CO	05/05/1989	12/04/1995	03, 04, 05, 07	172,196	0	-
NOVA CAS CO	09/13/1979	04/15/1988	03, 04, 06, 07	1,052,573	140,468	-
NUTMEG INS CO	11/19/1980	07/01/2011	03, 04, 06, 07	0	4,613	-
OCCIDENTAL FIRE & CAS CO OF NC	10/31/1961	05/29/1962	02, 03, 04, 06, 07	15,058	(2,060)	-
ODYSSEY REINS CO	09/10/1986	11/06/1987	03, 04, 06, 07	0	0	-
OHIC INS CO	02/09/1978	08/06/1982	02, 03, 04, 05, 07	0	0	-
OHIO CAS INS CO	11/06/1919	09/20/1947	02, 03, 04, 06, 07	1,943,855	310,857	-
OHIO IND CO	02/11/1956	10/20/1986	04, 05, 07	283,358	21,248	-
OHIO SECURITY INS CO	11/01/1950	09/23/1970	03, 04, 06, 07	5,083,155	1,835,908	-
OLD REPUBLIC GEN INS CORP	09/07/1960	11/16/1962	02, 03, 04, 06, 07	135,883	(89,388)	-
OLD REPUBLIC INS CO	04/11/1935	01/15/1955	02, 03, 04, 06, 07	3,449,286	640,172	-
OLD REPUBLIC SECURITY ASSUR CO	07/26/1977	11/14/1977	02, 03, 04, 05, 07	0	0	-
OLD REPUBLIC SURETY CO	12/28/1981	05/16/1990	07	223,854	7,999	-
OLD UNITED CAS CO	11/15/1988	12/29/1992	02, 03, 05	73,443	7,871	-
ONEBEACON AMER INS CO	02/17/1971	03/31/1971	02, 03, 04, 06, 07	95,649	(3,488)	-
ONEBEACON INS CO	06/01/1956	09/14/1956	03, 04, 06, 07	(13,711)	85,145	-

Summary of Idaho Business Property and Casualty Insurers -- Active 12/31/2012

COMPANY NAME	INCORPORATION DATE	LICENSED DATE	LINES OF BUSINESS	IDAHO PREMIUMS WRITTEN	LOSSES INCURRED	COMPLAINT COUNTS AS OF 12/31/12
OREGON AUTOMOBILE INS CO	12/28/1925	05/22/1963	03, 04, 05, 07	1,090,083	429,310	-
OREGON MUT INS CO	12/29/1894	10/28/1925	03, 04, 05, 07	13,405,365	11,557,861	1
OWNERS INS CO	05/13/1975	12/01/2005	02, 03, 04, 06, 07	5,009,546	1,855,687	-
PACIFIC COMPENSATION INS CO	01/31/2002	08/01/2008	06	0	0	-
PACIFIC EMPLOYERS INS CO	07/17/1923	12/01/1942	02, 03, 04, 06, 07	29,877	49,021	-
PACIFIC IND CO	01/16/1926	11/24/1927	02, 03, 04, 06, 07	732,941	125,601	-
PACIFIC PIONEER INS CO	08/21/1978	05/27/1981	03, 04, 05, 07	0	0	-
PACIFIC SPECIALTY INS CO	04/18/1988	04/01/1997	03, 04, 05	1,114	(39,121)	-
PACIFIC STAR INS CO	08/03/1987	04/05/1991	03, 04, 05, 07	0	0	-
PACO ASSUR CO INC	12/21/1994	05/21/2008	05	92,683	62,407	-
PARTNERRE AMER INS CO	08/15/1919	06/04/1981	02, 03, 04, 05	0	0	-
PARTNERRE INS CO OF NY	03/10/1875	06/15/1989	03, 04, 05, 07	0	0	-
PATHFINDER INS CO	06/19/1986	06/29/1987	05	0	0	-
PEACH TREE CAS INS CO	11/29/1983	01/18/2005	03, 05	0	0	-
PEAK PROP & CAS INS CORP	08/16/1985	03/16/1988	03, 04, 05	0	0	-
PEERLESS IND INS CO	04/30/2002	12/31/2002	03, 04, 06, 07	0	0	-
PEERLESS INS CO	03/07/1901	08/21/1943	03, 04, 05, 07	0	0	-
PEMCO MUT INS CO	10/05/1948	08/27/2009	03, 04, 05, 07	0	0	-
PENN AMER INS CO	12/23/1975	01/08/1996	03, 04, 05	10,862	(3,956)	-
PENN MILLERS INS CO	01/10/1887	06/01/2005	03, 04, 06, 07	303,451	(286,388)	-
PENNSYLVANIA LUMBERMENS MUT INS	02/26/1895	01/02/2007	03, 04, 05, 07	486,266	119,623	-
PENNSYLVANIA MANUFACTURERS ASSOC INS	07/06/1964	07/14/1977	03, 04, 06, 07	623,042	(232,576)	-
PENNSYLVANIA MANUFACTURERS IND CO	07/06/1982	05/01/2002	02, 03, 04, 06, 07	6,997	31,7539	-
PENNSYLVANIA NATL MUT CAS INS CO	01/06/1919	09/03/1974	02, 03, 04, 06, 07	100	0	-
PERMANENT GEN ASSUR CORP	10/23/1978	12/20/1991	03, 04, 05, 07	0	0	-
PETROLEUM CAS CO	10/08/1925	09/30/1969	03, 04, 06	0	0	-
PHARMACISTS MUT INS CO	10/16/1909	12/21/2001	03, 04, 06, 07	256,389	7,854	-
PHILADELPHIA IND INS CO	02/10/1927	08/02/1989	02, 03, 04, 05, 07	9,383,353	2,715,406	-
PHOENIX INS CO	06/01/1850	07/01/1880	02, 03, 04, 06, 07	1,856,784	95,1975	-
PHYSICIANS INS A MUT CO	12/22/1981	12/01/1994	03, 04, 05	1,083,058	(687,438)	-
PIONEER SPECIALTY INS CO	08/17/1981	10/01/2011	03, 04, 06, 07	0	0	-
PLANS LIAB INS CO	05/15/1986	03/08/2007	05, 07	0	0	-
PLATTE RIVER INS CO	01/06/1972	08/13/1981	03, 04, 06, 07	117,521	(16,439)	-

**Summary of Idaho Business
Property and Casualty Insurers – Active 12/31/2012**

COMPANY NAME	INCORPORATION DATE	LICENSED DATE	LINES OF BUSINESS	IDAHO PREMIUMS WRITTEN	LOSSES INCURRED	COMPLAINT COUNTS AS OF 12/31/12
PLAZA INS CO	07/20/1972	12/24/1986	03, 04, 05, 07	283,332	330,411	-
PMI INS CO	11/02/1994	07/31/1996	09	0	0	-
PMI MORTGAGE ASSUR CO	11/30/1966	04/26/1968	09	3,158	0	-
PMI MORTGAGE INS CO	11/10/1972	07/09/1974	09	1,819,293	2,845,336	-
PODIATRY INS CO OF AMER	05/23/1980	01/01/2004	05	433,420	170,749	-
PRAETORIAN INS CO	07/20/1979	10/04/1982	02, 03, 04, 06, 07	1,063,360	906,041	-
PREFERRED PROFESSIONAL INS CO	06/30/1976	10/09/1991	03, 04, 06	275,776	24,668	-
PRESERVER INS CO	12/29/1992	12/01/2009	03, 04, 06, 07	0	0	-
PROASSURANCE IND CO INC	10/01/1976	06/19/1996	02, 05	0	0	-
PRODUCERS AGRICULTURE INS CO	03/10/1977	04/06/1989	03, 05	3,047,841	2,093,883	-
PROFESSIONALS ADVOCATE INS CO	12/27/1985	03/30/2000	03, 05, 07	0	0	-
PROFESSIONALS DIRECT INS CO	06/04/1987	01/10/2008	05	(699)	5,697	-
PROGRESSIVE ADVANCED INS CO	06/05/1939	11/19/2007	03, 04, 05	0	0	-
PROGRESSIVE CAS INS CO	11/17/1956	08/22/1969	03, 04, 05, 07	0	16,264	1
PROGRESSIVE CLASSIC INS CO	09/30/1983	09/12/1988	03, 04, 05, 07	0	0	-
PROGRESSIVE DIRECT INS CO	09/29/1986	04/26/1996	03, 04, 05	19,671,586	10,876,738	3
PROGRESSIVE MAX INS CO	03/12/1937	03/01/2007	03, 04, 05	0	0	-
PROGRESSIVE NORTHERN INS CO	08/19/1980	03/19/1987	03, 04, 05	598,386	389,775	-
PROGRESSIVE NORTH-WESTERN INS CO	09/24/1982	09/19/1988	03, 04, 05	39,015,020	23,071,559	5
PROGRESSIVE PREFERRED INS CO	09/24/1979	03/11/1985	03, 04, 05	0	0	-
PROGRESSIVE PREMIER INS CO OF IL	09/13/1992	12/16/2003	03, 04, 05	0	0	-
PROGRESSIVE SPECIALTY INS CO	08/04/1975	11/20/1981	03, 05, 07	0	0	-
PROGRESSIVE WEST INS CO	07/23/1970	09/25/1981	03, 04, 05, 07	0	0	-
PROPERTY & CAS INS CO OF HARTFORD	05/04/1989	10/20/1995	03, 04, 06, 07	6,175,273	2,868,939	-
PROSELECT NATL INS CO INC	03/21/1947	09/25/1953	03, 04, 05	0	0	-
PROTECTIVE INS CO	12/21/1954	12/12/1967	02, 03, 04, 06, 07	296,688	145,869	-
PROVIDENCE WASHINGTON INS CO	01/05/1799	06/08/1898	03, 04, 06, 07	0	(75)	-
PUBLIC SERV INS CO	06/24/1925	04/01/1964	03, 05	18,295	11,403	-
PURE REINS CO	08/07/1986	04/06/1988	03, 04, 05, 07	0	0	-
QBE INS CORP	05/22/1980	06/14/1984	02, 03, 04, 05	4,972,849	1,793,800	-
QBE REINS CORP	02/25/1964	06/29/1979	03, 04, 05, 07	0	0	-
QUANTA IND CO	05/17/1968	11/26/1968	02, 03, 04, 06, 07	0	0	-
R&Q REINS CO	02/25/1971	04/14/1972	02, 03, 04, 05, 07	0	0	-

**Summary of Idaho Business
Property and Casualty Insurers -- Active 12/31/2012**

COMPANY NAME	INCORPORATION DATE	LICENSED DATE	LINES OF BUSINESS	IDAHO PREMIUMS WRITTEN	LOSSES INCURRED	COMPLAINT COUNTS AS OF 12/31/12
RADIAN ASSET ASSUR INC	12/30/1985	09/09/1991	07	0	0	-
RADIAN GUAR INC	09/23/1976	05/20/1980	09	5,722,861	7,997,863	-
RADIAN MORTGAGE ASSUR INC	06/18/1974	11/23/1981	09	0	0	-
RAMPART INS CO	09/13/1970	12/22/1992	03, 04, 06, 07	0	0	-
RED SHIELD INS CO	02/09/1979	08/12/1988	03, 04, 05, 07	814,413	70,561	-
REDWOOD FIRE & CAS INS CO	01/27/1970	02/10/1983	03, 04, 06, 07	(6,667)	(78,807)	-
REGENT INS CO	01/22/1963	10/27/1992	03, 04, 06, 07	579,448	47,188	-
REPUBLIC IND CO OF AMER	12/05/1972	04/10/1995	02, 03, 04, 06, 07	12,135	0	-
REPUBLIC IND CO OF CA	10/13/1982	04/10/1995	02, 03, 04, 06, 07	24,350	18,023	-
REPUBLIC MORTGAGE INS CO	12/07/1972	11/01/1984	09	1,221,509	1,609,205	-
REPUBLIC MORTGAGE INS CO OF FL	12/10/1974	05/20/2003	09	0	0	-
REPUBLIC MORTGAGE INS OF NC	03/13/1973	11/26/2002	09	0	0	-
REPWEST INS CO	02/27/1973	06/29/1981	02, 03, 04, 06, 07	176,631	78,218	-
RESPONSE INS CO	05/26/1983	12/23/1985	05	0	0	-
RESPONSE WORLDWIDE INS CO	09/27/1979	12/31/1979	05	0	23,795	-
RIVERPORT INS CO	12/22/1989	09/01/2006	03, 04, 06, 07	313,420	215,112	-
RLI IND CO	01/31/1987	10/10/1996	02, 03, 04, 05, 07	0	(6)	-
RLI INS CO	06/04/1959	04/20/1972	02, 03, 04, 06, 07	1,047,270	188,529	-
ROCHE SURETY & CAS CO INC	03/27/1981	12/07/2005	07	16,862	0	-
ROCKWOOD CAS INS CO	09/13/1990	04/01/2007	03, 04, 06, 07	0	(17,216)	-
ROCKY MOUNTAIN FIRE & CAS CO	04/02/1959	11/05/1959	03, 04, 05	164,377	33,012	-
RSUI IND CO	06/16/1977	05/07/1980	03, 04, 05	775,050	2,616	-
RURAL COMM INS CO	04/19/1980	01/19/1983	03, 05	21,807,102	3,806,715	-
RVI NATL INS CO	07/18/1883	01/01/1909	02, 03, 04, 07	0	0	-
SAFECO INS CO OF AMER	09/02/1953	09/17/1953	03, 04, 06, 07	7,327,202	1,353,955	-
SAFECO INS CO OF IL	08/29/1980	07/31/1984	03, 04, 06	64,768,993	30,655,547	2
SAFECO INS CO OF IN	03/25/1971	04/05/1972	03, 04, 05	0	0	-
SAFECO NATL INS CO	07/10/1972	01/09/1991	05	0	(16)	-
SAFETY FIRST INS CO	05/22/2001	09/01/2007	06, 07	17,536	7,426	-
SAFETY NATL CAS CORP	11/28/1942	09/15/1987	02, 03, 04, 06, 07	946,196	219,859	-
SAFEWAY INS CO	08/28/1962	03/21/2008	05	0	0	-
SAGAMORE INS CO	12/22/1981	02/04/2002	02, 03, 04, 06, 07	656,290	349,088	-
SAV/SUNG FIRE & MARINE INS CO LTD	05/15/1956	11/01/2011	03, 04, 06, 07	0	0	-

**Summary of Idaho Business
Property and Casualty Insurers -- Active 12/31/2012**

COMPANY NAME	INCORPORATION DATE	LICENSED DATE	LINES OF BUSINESS	IDAHO PREMIUMS WRITTEN	LOSSES INCURRED	COMPLAINT COUNTS AS OF 12/31/12
SAN FRANCISCO REINS CO	05/25/1956	01/14/1982	02, 03, 04, 05, 07	0	0	-
SCOR REINS CO	11/08/1984	09/30/1985	02, 03, 04, 06, 07	0	0	-
SCOTTSDALE IND CO	11/14/1984	12/29/1992	03, 05	445,954	28,032	-
SEABRIGHT INS CO	07/21/1986	12/17/1987	02, 03, 04, 06, 07	726,715	354,056	-
SEATON INS CO	04/06/1901	07/05/1905	02, 03, 04, 06, 07	0	147	-
SEAWORTHY INS CO	11/01/1989	12/23/2008	04	66,379	45,876	-
SECURA INS A MUT CO	03/01/1900	11/01/2007	03, 04, 06, 07	0	0	-
SECURA SUPREME INS CO	11/30/1995	11/01/2007	03, 04, 06, 07	0	0	-
SECURIAM CAS CO	01/18/1994	06/13/2007	03, 05	993,259	364,144	-
SECURITY NATL INS CO	07/07/1924	11/03/1992	03, 04, 06, 07	258,129	137,695	-
SELECT INS CO	03/31/1955	08/29/1968	03, 04, 05, 07	0	(588)	-
SELECT MARKETS INS CO	06/14/1963	03/12/1964	02, 03, 04, 06, 07	(72,975)	(52,922)	-
SELECTIVE INS CO OF NY	04/30/1914	05/31/1983	03, 04, 06, 07	133,448	1,217	-
SENECA INS CO INC	03/29/1978	07/01/1978	03, 04, 06, 07	549,271	246,578	-
SENTINEL INS CO LTD	07/06/1999	02/04/2004	03, 04, 06, 07	6,090,253	2,677,955	-
SENTRUITY CAS CO	01/10/2007	08/27/2010	04, 05, 07	0	0	-
SENTRY CAS CO	07/23/1973	09/21/2004	02, 03, 04, 06, 07	452,584	236,006	-
SENTRY INS A MUT CO	12/19/1913	01/07/1927	02, 03, 04, 06, 07	1,399,164	968,967	-
SENTRY SELECT INS CO	08/01/1929	11/03/1982	02, 03, 04, 06, 07	1,100,752	398,232	-
SEQUOIA IND CO	02/02/2004	02/01/2009	03, 04, 06, 07	0	0	-
SEQUOIA INS CO	04/10/1946	09/14/2004	03, 04, 06, 07	395,373	545,218	-
SERVICE INS CO	12/16/1977	02/05/2004	03, 04, 05, 07	7,713	0	-
SIRIUS AMER INS CO	09/13/1979	12/08/1987	02, 03, 04, 05, 07	0	(10,618)	-
SOMPO JAPAN INS CO OF AMER	08/09/1962	12/13/1982	03, 04, 06, 07	256,027	(39,987)	-
SOUTHERN INS CO	12/01/1947	11/15/1960	03, 04, 05	0	0	-
SOUTHWEST MARINE & GEN INS CO	07/27/2005	10/10/2008	07	0	(2)	-
SPARTA INS CO	02/10/1923	09/09/1926	02, 03, 04, 06, 07	2,683,005	791,875	-
SPRINGFIELD INS CO INC	05/10/1988	02/01/2009	03, 04, 06, 07	0	(4,830)	-
ST PAUL FIRE & MARINE INS CO	04/18/1925	05/02/1928	02, 03, 04, 06, 07	925,971	(260,991)	-
ST PAUL GUARDIAN INS CO	04/06/1970	06/09/1972	02, 03, 04, 06, 07	54,968	(15,365)	-
ST PAUL MERCURY INS CO	08/24/1964	11/14/1967	02, 03, 04, 06, 07	650,497	(31,387)	-
ST PAUL PROTECTIVE INS CO	12/30/1931	05/09/1947	02, 03, 04, 06, 07	9,811	12,025	-
STANDARD FIRE INS CO	07/06/1905	02/14/1912	02, 03, 04, 06, 07	940,482	884,151	1

**Summary of Idaho Business
Property and Casualty Insurers -- Active 12/31/2012**

COMPANY NAME	INCORPORATION DATE	LICENSED DATE	LINES OF BUSINESS	IDAHO PREMIUMS WRITTEN	LOSSES INCURRED	COMPLAINT COUNTS AS OF 12/31/12
STANDARD GUAR INS CO	08/29/1960	12/30/1983	02, 03, 04, 05	1,256,924	475,556	1
STAR INS CO	08/26/1985	10/07/1988	02, 03, 04, 06, 07	709,864	311,813	-
STARNET INS CO	06/11/1998	03/20/2000	02, 03, 04, 06, 07	1,217,524	194,646	-
STARR IND & LIAB CO	04/15/1919	06/30/1980	02, 03, 04, 06, 07	1,685,453	518,289	-
STATE AUTO PROP & CAS INS CO	01/25/1950	03/01/2012	03, 04, 06, 07	0	0	-
STATE AUTOMOBILE MUT INS CO	08/01/1921	02/01/2006	03, 04, 06, 07	0	0	-
STATE FARM FIRE & CAS CO	06/12/1935	08/29/1952	03, 04, 06, 07	66,771,997	39,936,384	4
STATE FARM MUT AUTO INS CO	03/29/1922	04/01/1929	02, 04, 05	94,900,809	55,421,495	2
STATE NATL INS CO INC	08/01/1984	12/19/1994	03, 04, 06	201,374	171,928	-
STONEBRIDGE CAS INS CO	11/15/1957	07/25/1974	02, 03, 04, 05, 07	752,344	426,483	-
STONEWALL INS CO	02/10/1866	08/28/1962	03, 04, 05, 07	43,038	761	-
STONEWOOD NATL INS CO	02/06/1974	09/29/1980	02, 03, 05	0	0	-
STONINGTON INS CO	02/02/1938	04/08/1988	03, 04, 06, 07	44,960	(2,385,475)	-
STRATFORD INS CO	12/28/1981	08/22/1988	03, 04, 05	68,267	25,108	-
SUBUMITY INS CO	11/10/1897	01/25/1991	03, 05, 07	2,963,614	1,431,081	-
SUECIA INS CO	05/29/1980	06/20/1985	02, 03, 04, 05, 07	0	0	-
SUN SURETY INS CO	04/20/1998	11/01/2001	07	165,776	3,500	-
SURETEC INS CO	06/19/1998	07/22/2008	07	64,712	6,643	-
SURETY BONDING CO OF AMER	02/27/1992	12/23/1999	05, 07	0	0	-
SWISS REINS AMER CORP	07/26/1940	11/18/1960	02, 03, 04, 05, 07	0	0	-
SYNCORA GUAR INC	07/25/1991	11/05/1992	07	0	0	-
T H E INS CO	04/10/1969	04/23/1996	03, 04, 06, 07	644,025	237,969	-
TEACHERS INS CO	02/26/1971	04/16/1973	02, 03, 04, 05, 07	228,120	17,595	-
TECHNOLOGY INS CO INC	06/14/1991	03/04/1996	02, 03, 04, 06, 07	0	(176,318)	-
THE BAR PLAN MUT INS CO	11/21/1985	03/25/2004	07	0	0	-
THE CINCINNATI IND CO	05/19/1988	01/01/1998	03, 04, 06, 07	2,553,727	642,098	-
THE TRAVELERS CAS CO	12/10/1982	09/06/1983	03, 04, 06, 07	0	(752)	-
TIG INS CO	03/08/1911	07/06/1932	02, 03, 04, 06, 07	0	(1,796,564)	-
TITANI IND CO	01/18/1984	04/20/1989	03, 04, 05, 07	0	0	-
TNUS INS CO	02/11/2004	07/01/2004	03, 04, 05, 07	0	0	-
TOKIO MARINE & NICHIDO FIRE INS CO	08/01/1879	09/12/1979	02, 03, 04, 06, 07	181,717	(223,516)	-
TOKIO MARINE AMER INS CO	08/13/1998	08/01/2012	02, 03, 04, 06, 07	0	0	-
TORUS NATL INS CO	11/06/1944	07/01/1947	03, 04, 06, 07	161,279	55,003	-

Summary of Idaho Business Property and Casualty Insurers -- Active 12/31/2012

COMPANY NAME	INCORPORATION DATE	LICENSED DATE	LINE OF BUSINESS	IDAHO PREMIUMS WRITTEN	LOSSES INCURRED	COMPLAINT COUNTS AS OF 12/31/12
TOWER INS CO OF NY	06/20/1989	03/01/2007	03, 04, 06, 07	7,420,461	3,438,859	-
TOYOTA MOTOR INS CO	09/19/1909	12/10/1952	03, 04, 05, 07	316,440	196,075	-
TRADERS & GEN INS CO	12/12/1980	05/27/1992	03, 04, 05, 07	0	0	-
TRANS PACIFIC INS CO	01/21/1982	06/24/1983	03, 04, 06, 07	10,018	(8,566)	-
TRANSATLANTIC REINS CO	10/29/1952	03/22/1978	02, 03, 04, 06	0	0	-
TRANSGUARD INS CO OF AMER INC	06/18/1987	01/12/1998	03, 04, 06, 07	260,480	(1,150)	-
TRANSPORT INS CO	05/25/1976	12/21/1976	03, 04, 06, 07	0	0	-
TRANSPORTATION INS CO	02/11/1938	07/10/1951	02, 03, 04, 06, 07	652,080	39,591	-
TRAVCO INS CO	07/24/1991	10/10/1995	03, 04, 05	0	0	-
TRAVELERS CAS & SURETY CO	05/01/1883	01/01/1965	02, 03, 04, 06, 07	1,450,415	139,452	-
TRAVELERS CAS & SURETY CO OF AMER	07/18/1974	08/16/1988	02, 03, 04, 06, 07	5,015,213	(1,396)	-
TRAVELERS CAS CO OF CT	01/03/1990	02/11/1991	03, 04, 06, 07	0	(163)	-
TRAVELERS CAS INS CO OF AMER	08/12/1971	04/12/1978	03, 04, 06, 07	3,798,053	2,302,514	-
TRAVELERS COMMERCIAL CAS CO	05/20/1981	12/17/1984	02, 03, 04, 06, 07	0	0	-
TRAVELERS COMMERCIAL INS CO	01/03/1990	02/11/1991	03, 04, 06, 07	1,469,759	746,582	1
TRAVELERS CONSTITUTION STATE INS CO	12/10/1982	09/06/1983	03, 04, 06, 07	0	60	-
TRAVELERS HOME & MARINE INS CO	07/24/1991	10/10/1995	03, 04, 05	13,276,218	6,160,170	2
TRAVELERS IND CO	03/25/1903	08/11/1923	02, 03, 04, 06, 07	7,774,239	1,102,946	1
TRAVELERS IND CO OF AMER	01/01/1946	05/13/1968	03, 04, 06, 07	3,495,090	1,455,646	-
TRAVELERS IND CO OF CT	05/01/1859	12/28/1966	02, 03, 04, 06, 07	2,810,588	4,407,260	1
TRAVELERS PROP CAS CO OF AMER	07/29/1971	04/01/1973	03, 04, 06, 07	16,730,264	13,183,099	-
TRAVELERS PROP CAS INS CO	01/03/1990	03/21/1991	03, 04, 05	0	0	-
TRENWICK AMER REINS CORP	08/24/1984	01/01/1985	03, 04, 06, 07	0	0	-
TRI STATE INS CO OF MN	04/01/1974	03/01/2008	02, 03, 04, 06, 07	0	0	-
TRINITY UNIVERSAL INS CO	01/26/1926	09/09/1992	03, 04, 06, 07	8,266,719	6,462,389	2
TRITON INS CO	03/25/1982	12/23/1985	02, 03, 04, 05, 07	146,005	23,668	-
TRUCK INS EXCH	02/19/1935	04/01/1935	02, 03, 04, 06, 07	6,749,702	1,700,349	-
TRUMBULL INS CO	10/10/1986	11/08/1995	03, 04, 06, 07	274,173	32,223	-
TWIN CITY FIRE INS CO CO	03/30/1987	07/01/1987	02, 03, 04, 06, 07	5,386,880	3,028,573	-
ULLICO CAS CO	05/02/1979	06/04/1981	02, 03, 04, 06, 07	243,563	346,447	-
UNDERWRITER FOR THE PROFESSIONS INS	09/05/1989	06/14/2001	05	0	0	-
UNIGARD IND CO	11/08/1972	05/31/1991	03, 04, 06, 07	198,033	(134,924)	-
UNIGARD INS CO	09/19/1960	12/23/1960	02, 03, 04, 06, 07	11,468,519	8,453,850	1

Summary of Idaho Business Property and Casualty Insurers -- Active 12/31/2012

COMPANY NAME	INCORPORATION DATE	LICENSED DATE	LINE OF BUSINESS	IDAHO PREMIUMS WRITTEN	LOSSES INCURRED	COMPLAINT COUNTS AS OF 12/31/12
UNION INS CO	09/01/1886	07/13/1982	03, 04, 06, 07	0	0	-
UNIONE ITALIANA REINS CO OF AMER	08/24/1978	12/08/1983	03, 04, 05, 07	0	0	-
UNITED FINANCIAL CAS CO	06/13/1984	06/27/1995	03, 04, 05	10,205,513	5,135,580	-
UNITED FIRE & CAS CO	01/02/1946	10/29/1980	03, 04, 05, 07	2,693,367	664,199	-
UNITED GUAR CREDIT INS CO	06/19/1981	08/06/1982	05	0	0	-
UNITED GUAR MORTGAGE IND CO	06/12/1972	09/25/1981	09	0	0	-
UNITED GUAR RESIDENTIAL INS CO	11/27/1963	11/09/1964	09	2,391,713	5,702,877	-
UNITED GUAR RESIDENTIAL INS CO OF NC	04/05/1963	05/14/1980	05	0	0	-
UNITED HERITAGE PROP & CAS CO	04/01/1908	04/21/1908	03, 05	16,277,489	7,720,112	2
UNITED NATL SPECIALTY INS CO	02/02/1961	04/24/2001	03, 04, 06, 07	0	0	-
UNITED SECURITY INS CO	01/22/1946	11/28/2007	03, 04, 05, 07	0	0	-
UNITED SERV AUTOMOBILE ASSN	06/20/1922	10/31/1962	03, 04, 05	23,122,761	12,787,776	2
UNITED STATES FIDELITY & GUAR CO	03/19/1896	06/20/1899	02, 03, 04, 06, 07	257,236	(18,335)	-
UNITED STATES FIRE INS CO	04/01/1824	12/29/2003	02, 03, 04, 06, 07	1,282,294	1,326,523	-
UNITED STATES LIAB INS CO	04/12/1867	02/05/1965	03, 04, 05, 07	897,511	45,325	-
UNITED WI INS CO	09/11/1957	04/16/1991	02, 06	150,109	80,651	-
UNITRIN AUTO & HOME INS CO	10/15/1996	12/31/1996	03, 04, 05, 07	0	0	-
UNITRIN PREFERRED INS CO	09/28/1942	12/08/1999	03, 04, 05, 07	0	0	-
UNITRIN SAFEGUARD INS CO	01/25/1982	03/21/1991	03, 04, 05	0	(36)	-
UNIVERSAL FIRE & CAS INS CO	02/04/1976	11/04/2005	07	50,185	0	-
UNIVERSAL SURETY CO	05/01/1947	06/04/1981	07	0	0	-
UNIVERSAL SURETY OF AMER	04/14/1984	05/13/1997	05, 07	11,540	(8,478)	-
UNIVERSAL UNDERWRITERS INS CO	01/25/1982	11/30/1982	02, 03, 04, 06, 07	2,900,747	558,614	-
UNIVERSAL UNDERWRITERS OF TX INS	08/28/1981	05/24/2006	03, 04, 05, 07	1,041,258	287,313	-
US SPECIALTY INS CO	10/28/1986	04/15/1988	02, 03, 04, 06, 07	832,022	149,784	-
USAA CAS INS CO	07/16/1990	12/31/1990	03, 04, 05	16,118,790	7,829,565	-
USAA GEN IND CO	06/23/1972	12/24/1974	03, 04, 05	4,714,535	2,207,348	2
UTAH MEDICAL INS ASSOC	11/22/1978	01/03/1991	05	512,710	83,942	-
UTICA MUT INS CO	02/13/1914	12/29/1959	03, 04, 06, 07	242,166	(30,634)	-
VALIANT INS CO	06/01/1973	11/26/1974	03, 04, 05, 07	0	0	-
VALLEY FORGE INS CO	04/28/1944	09/02/1957	02, 03, 04, 06, 07	851,295	980,696	-
VALLEY INS CO	11/10/1982	10/21/1991	03, 04, 05, 07	0	(7,660)	-
VANLINER INS CO	04/16/1953	09/24/1968	03, 04, 06	245,698	(90,594)	-

Summary of Idaho Business Property and Casualty Insurers -- Active 12/31/2012

COMPANY NAME	INCORPORATION DATE	LICENSED DATE	LINES OF BUSINESS	IDAHO PREMIUMS WRITTEN	LOSSES INCURRED	COMPLAINT COUNTS AS OF 12/31/12
VERLAN FIRE INS CO MID	01/01/2009	09/27/2010	03, 04, 05	0	0	-
VICTORIA FIRE & CAS CO	07/11/1983	07/01/1996	03, 05	0	0	-
VIGILANT INS CO	07/17/1939	09/09/1953	02, 03, 04, 06, 07	5,469,308	4,077,084	-
VIKING INS CO OF WI	08/10/1971	10/11/1977	02, 05	14,683,821	7,845,251	3
VIRGINIA SURETY CO INC	01/07/1982	06/30/1982	02, 03, 04, 06, 07	641,607	40,792	-
WARNER INS CO	06/28/1985	11/28/1986	05	0	0	-
WASHINGTON CAS CO	06/21/1990	12/19/1994	03, 04, 05	584,764	(1,204,173)	-
WASHINGTON INTL INS CO	02/02/1976	01/17/1991	02, 03, 04, 06, 07	46,514	(1,081)	-
WAUSAU BUSINESS INS CO	12/27/1907	11/02/1992	03, 04, 06, 07	372,979	167,923	-
WAUSAU UNDERWRITERS INS CO	09/27/1979	12/31/1979	02, 03, 04, 06, 07	2,650,918	927,093	-
WESCO INS CO	12/12/1962	08/16/1988	02, 03, 04, 06, 07	166,873	86,822	-
WEST AMER INS CO	09/06/1991	01/18/1996	03, 04, 06, 07	1,644,937	448,839	-
WESTCHESTER FIRE INS CO	03/20/1967	04/01/1973	03, 04, 06, 07	1,309,364	(27,437)	-
WESTERN AGRIC INS CO	10/15/1971	08/22/1980	03, 04, 05, 07	14,486	10,373	-
WESTERN COMM INS CO	04/04/1980	08/18/1980	02, 03, 04, 06, 07	21,522,925	8,502,315	-
WESTERN GEN INS CO	08/11/1971	09/08/2004	03, 05	0	0	-
WESTERN NATL ASSUR CO	06/28/1957	10/15/1957	02, 03, 04, 06, 07	0	0	-
WESTERN NATL MUT INS CO	05/06/1915	06/15/2011	03, 04, 06, 07	0	0	-
WESTERN PROFESSIONAL INS CO	05/08/1998	06/15/2001	03, 04, 05	0	0	-
WESTERN PROTECTORS INS CO	05/27/1987	12/06/1994	03, 05	504,848	300,811	-
WESTERN SURETY CO	07/16/1900	08/27/1958	05, 07	1,892,258	276,678	-
WESTERN UNITED INS CO	06/23/1987	08/07/2002	03, 05	2,312,663	1,700,524	2
WESTFIELD INS CO	07/12/1929	04/24/1969	03, 04, 06, 07	70,775	282,114	-
WESTPORT INS CORP	03/13/1981	09/30/1981	02, 03, 04, 06, 07	1,902,931	1,364,548	-
WILLIAMSBURG NATL INS CO	09/18/1986	05/01/1998	03, 04, 06, 07	25,714	29	-
WILSHIRE INS CO	09/06/1985	07/07/1987	02, 03, 04, 05, 07	350,173	104,068	-
WORK FIRST CAS CO	02/19/1936	09/15/1987	03, 04, 06	255,204	161,440	-
WORKERS COMP EXCH	08/01/1918	01/01/1919	06	1,453,778	867,944	-
WORKMENS AUTO INS CO	08/01/1949	06/10/1981	03, 05, 07	114,294	84,368	-
WRIGHT NATL FLOOD INS CO	11/07/2002	07/12/2011	03	334,160	5,536	-
WRM AMER IND CO INC	07/26/1991	06/07/1996	03, 04, 05, 07	0	0	-
X L INS CO OF NY	09/23/1994	07/01/2012	03, 04, 06, 07	0	0	-
XL INS AMER INC	11/10/1945	10/21/1966	03, 04, 06, 07	1,136,311	149,945	-

**Summary of Idaho Business
Property and Casualty Insurers -- Active 12/31/2012**

COMPANY NAME	INCORPORATION DATE	LICENSED DATE	LINES OF BUSINESS	IDAHO PREMIUMS WRITTEN	LOSSES INCURRED	COMPLAINT COUNTS AS OF 12/31/12
XL REINS AMER INC	05/06/1929	07/25/1938	02, 03, 04, 05, 07	0	0	-
XL SPECIALTY INS CO	11/14/1979	10/19/1995	03, 04, 06, 07	2,276,290	895,952	-
YORK INS CO	08/03/1955	05/14/1973	03, 04, 05	0	0	-
YOSEMITE INS CO	01/16/1964	01/10/1967	03, 04, 05, 07	302,688	46,545	-
ZALE IND CO	06/13/1973	01/18/2006	02, 03, 04, 05	9,313	47	-
ZENITH INS CO	03/02/1949	06/01/1983	03, 04, 06, 07	49,119	(18,606)	-
ZURICH AMER INS CO	06/03/1998	12/31/1998	02, 03, 04, 06, 07	12,589,935	5,421,909	-
ZURICH AMER INS CO OF IL	10/11/1973	06/27/1985	03, 04, 06, 07	194,918	14,108	-

Lines of Business Code

02 - DISABILITY - EXCLUDING MANAGED CARE
03 - PROPERTY
04 - MARINE & TRANSPORTATION
05 - CASUALTY - EXCLUDING WORKERS COMPENSATION
06 - CASUALTY - INCLUDING WORKERS COMPENSATION
07 - SURETY
08 - TITLE
09 - MORTGAGE GUARANTEE
10 - WORKERS COMPENSATION ONLY
99 - OTHER