


# **Idaho**

## **Department of Insurance**

### **2013 Annual Report**



**For Year Ending December 31, 2013**

**C.L. "Butch" Otter**  
**Governor**

**William W. Deal**  
**Director**



*State of Idaho*  
**DEPARTMENT OF INSURANCE**

C.L. "BUTCH" OTTER  
Governor

700 West State Street, 3rd Floor  
P.O. Box 83720  
Boise, Idaho 83720-0043  
Phone (208)334-4250  
FAX # (208) 334-4398  
<http://www.doi.idaho.gov>

WILLIAM W. DEAL  
Director

December 11, 2014

Honorable C.L. "Butch" Otter  
Governor, State of Idaho  
Statehouse  
Boise, ID 83720

Dear Governor Otter:

As Director of the Department of Insurance, I am pleased to submit to you the Idaho Department of Insurance Annual Report for the calendar year 2013, as required by Section 41-216, Idaho Code. The statistics in this report are compiled from the December 31, 2013, annual statements filed with the Department by insurance companies licensed in Idaho.

By fairly enforcing the insurance laws of Idaho, the Department of Insurance continues a long tradition of protecting consumers while providing a competitive environment for companies doing business in our state. I wish to acknowledge and thank the Department's knowledgeable, dedicated and professional staff who provide superior service for the citizens of Idaho.

Thank you, Governor, for your continued support of our department.

Respectfully submitted,

A handwritten signature in dark ink, appearing to read "William W. Deal", written in a cursive style.

William W. Deal  
Director



# ***Table of Contents***

<b>Administration.....</b>	<b>1</b>
Department Main and Regional Office Addresses and Phone Numbers.....	1
Department of Insurance Directors.....	2
Organizational Chart.....	3
Summary of Administrative Orders.....	4
Litigation Pending During 2013.....	4
Summary of Legislative Changes Enacted in 2013.....	5
Rules Adopted .....	7
Bulletins Issued .....	7
Health Insurance Exchange .....	8
Idaho Immunization Assessment Board.....	8
Department Fund Sources.....	9
Department Fund Applications.....	10
Schedule of Receipts and Disbursements.....	11
 <b>State Fire Marshal.....</b>	 <b>17</b>
 <b>Consumer Services.....</b>	 <b>19</b>
SHIBA Program .....	19
Consumer Affairs.....	20
Fraud Investigations .....	21
 <b>Company Activities.....</b>	 <b>23</b>
Examinations & Analysis .....	23
Premium Tax .....	29
Producer Licensing .....	33
Continuing Education.....	33
 <b>Product Review.....</b>	 <b>35</b>
Rates and Forms.....	35
 <b>Summary of Annual Statements.....</b>	 <b>37</b>
Idaho Experience and Market Share of Top 20 Stock and Mutual Companies by Line of Business - 2013.....	39
Summary of Financial Condition as of December 31, 2013.....	71
Summary of Idaho Business for Calendar Year 2013.....	110





# ***Administration***

## *Department of Insurance Mission Statement*

*The mission of the  
Department of Insurance is  
to equitably, effectively and  
efficiently administer the  
Idaho Insurance Code and the  
International Fire Code.*

### **Main Office:**

700 West State Street  
P.O. Box 83720  
Boise, ID 83720-0043  
Phone: 208-334-4250  
Fax Numbers:  
Main: 208-334-4398  
Consumer Affairs/SHIBA: 208-334-4389  
Fire Marshal: 208-334-4375

### **Regional Offices:**

Fire Marshal Regional Office  
1820 East 17th Street, Suite 220  
Idaho Falls, ID 83404  
Fire Prevention: 208-525-7022  
Fire Investigation: 208-525-7209  
Fax: 208-525-7066

Fire Marshal Regional Office  
Moscow, ID 83843  
Fire Prevention/Investigation: 208-882-2368  
Fax: 208-882-5419

Consumer Affairs/SHIBA Regional Office  
353 North 4th, Suite 200  
Pocatello, ID 83201  
Consumer Affairs: 208-236-6411  
SHIBA: 1-800-488-5764 / 208-236-6044  
Fax: 208-236-6351

Consumer Affairs/SHIBA/Fire Marshal Regional Office  
2005 Ironwood Parkway, Suite 143  
Coeur d'Alene, ID 83814  
Consumer Affairs: 208-666-6850  
Fire Investigation: 208-769-1447  
SHIBA: 1-800-488-5725 / 208-666-6847  
Fax: 208-666-6767

### **Toll-free Numbers:**

Consumer Assistance  
1-800-721-3272

Producer Helpline  
1-800-721-3272

Senior Health Insurance (SHIBA) Helpline  
1-800-247-4422

Arson Reporting Hotline  
1-877-752-7766

Fraud Reporting Hotline  
1-866-939-7226

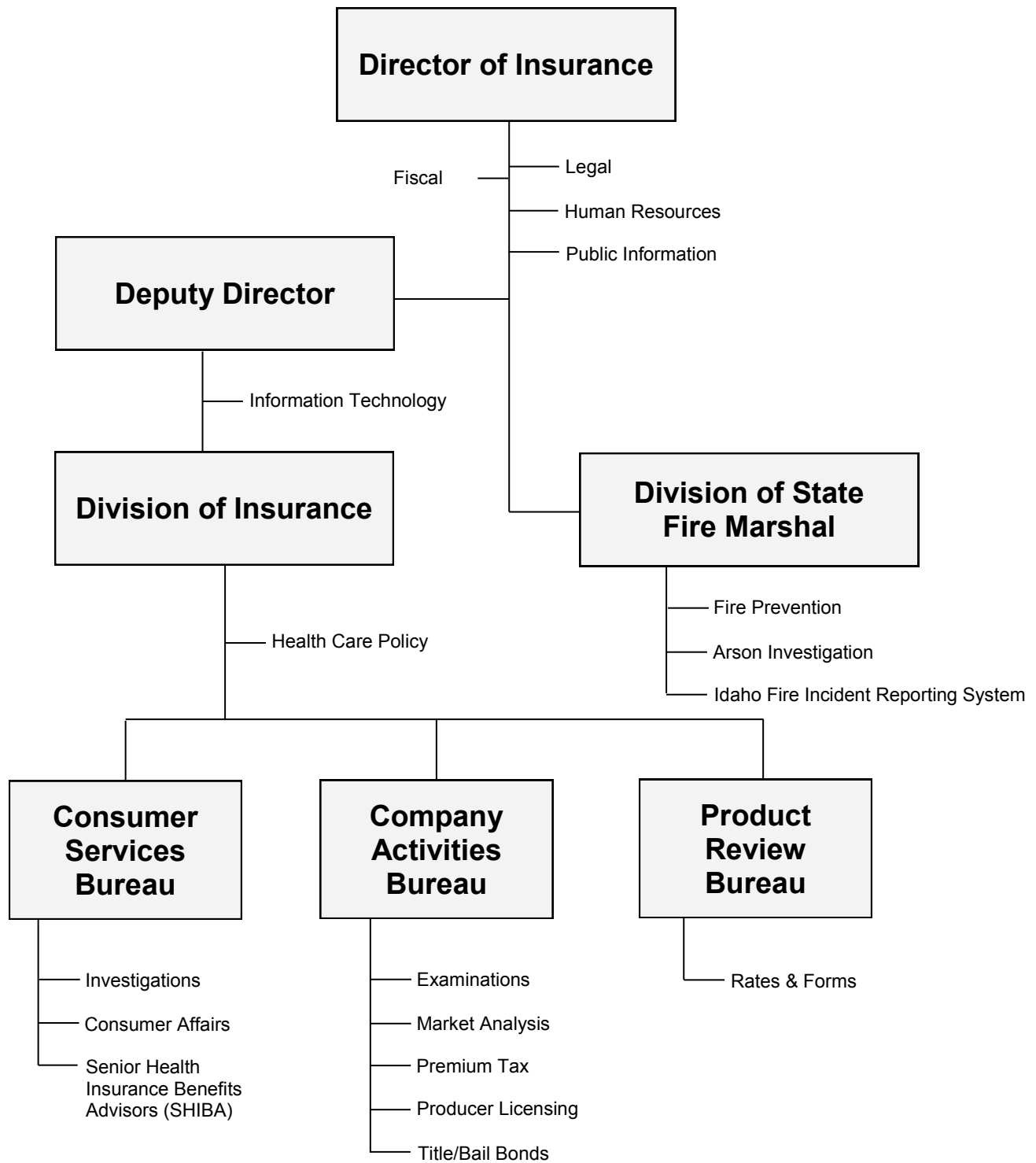
**Website:** <http://www.doi.idaho.gov>

## ***Department of Insurance Directors***

<b>Director</b>	<b>Term of Office</b>
Lucius C. Rice .....	.....1900
P. M. Davis .....	1901-1902
John H. Myer .....	1903-1904
Edward L. Liggett.....	1904-1905
C. D. Goaslind .....	1906-1909
I. C. Hattabaugh .....	1910-1911
E. F. Van Valkenburg .....	1912-1913
George F. Steele.....	1914-1916
W. R. Hyatt .....	1917-1918
Howard J. Brace .....	1919-1922
D. C. Neifert .....	1923-1929
W. H. Bakes .....	1930-1937
T. M. Walrath .....	1938-1940
Joel Jenifer .....	1941-1942
Howard Cullimore .....	1943-1944
Edward B. McMonigle.....	1945-1947
James Hubbard .....	1948-1950
Leo O'Connell .....	1951-1967
John R. Blaine .....	1967-1972
Robert Hay .....	1972-1973
Monroe C. Gollaher .....	1974-1980
Trent M. Woods .....	1980-1984
Wayne L. Soward .....	1984-1987
Anthony J. Fagiano.....	1987-1991
George J. Neumayer .....	.....1991
Harry C. Walrath .....	1991-1994
James M. Alcorn .....	1994-1995
John Michael Brassey .....	.....1995
James M. Alcorn .....	1995-1998
Mary L. Hartung .....	1998-2004
Gary L. Smith.....	2004-2006
Shad Priest .....	.....2006
William W. Deal .....	2007-



## ***Organizational Chart***



## ***Summary of Administrative Orders***

### **Producers**

License Suspended .....	0
License Revoked .....	24
License Denied .....	5
Penalty Only .....	1
Other Orders .....	4

### **Insurers**

Certificate of Authority Suspended .....	25
Certificate of Authority Revoked .....	1
Certificate of Authority Reinstated .....	0
Block Non-Renewal and/or Withdrawal .....	12
Worker's Compensation Rate Deviation .....	22
Market Conduct .....	3
Orders Adopting Report of Examination .....	9
Other Orders .....	1

### **Others** (e.g., title insurance agencies, TPAs, self-funded plans)

License Revoked .....	0
Market Conduct .....	0
Penalty Only .....	3
Other Orders .....	5

## ***Litigation Pending During 2013***

### **Domestic Receiverships**

*In the Matter of the Liquidation of Old Standard Life Insurance Co.*, Case No. CV OC 0401574D  
*In the Matter of the Liquidation of Universe Life Insurance Company*, Case No. CV OC 9601126D

### **Ancillary Receiverships**

*State of Idaho, Department of Insurance v. Mission Insurance Company Trust*, Case No. 88616  
*State of Idaho v. Commercial Compensation Casualty Company*, Case No. OC 03 03337D  
*In the Matter of the Ancillary Liquidation of Wasatch Crest Mutual Insurance Company*, Case No. CV OT 0810442

### **Appeals in Idaho Supreme Court**

*Two Jinn, Inc. v. Idaho Department of Insurance*, Docket No. 38759  
*Altrua HealthShare, Inc. v. Bill Deal and the Idaho Department of Insurance*, Docket No. 39388

### **Actions in U.S. District Court, District of Idaho**

*W. Robert Lemke, et al. v. State of Idaho, Department of Insurance, et al.*, Case No. 1:11-CV-00454-BLW

## ***Summary of Legislative Changes Enacted in 2013 Impacting the Department of Insurance or the Insurance Industry***

### **Department of Insurance Legislation**

The following insurance-related bills were enacted and took effect July 1, 2013, unless otherwise noted.

**House Bill 046** – Repeals antiquated fire protection-related laws (relating to fire escapes provided for certain structures, how fire escapes are attached, the penalty for violations, and doors on public buildings).

**House Bill 197** – Provides for more detailed monitoring for system risk issues that might exist in non-insurance affiliates of an insurance company and could ultimately jeopardize the solvency of the insurer. This law will also be required for accreditation of the Idaho Department of Insurance by the NAIC.

### **Other Insurance-Related Legislation for 2013:**

**House Bill 011** – Allows automobile insurance companies operating in Idaho to non-renew policies of automobile insurance when an automobile insured under the policy is registered in a state other than Idaho.

**House Bill 178** – Extension of sunset clause for another two years for Immunization Program – Immunization Board.

**House Bill 196** – Amends existing law to revise provisions relating to the timing of permitted Idaho premium tax offsets by member insurers and to provide for an offset against premium tax liability to the Industrial Administration Fund for an insurer that is exempt from the premium tax.

**House Bill 199** – Amends existing law to provide that certain qualified public or private postsecondary educational institutions may, as a plan sponsor, establish a self-funded student health benefit plan and trust for student and dependent beneficiaries; and revises provisions related to the registration of self-funded plans.

**House Bill 217** – Specifies that if a vehicle loaned for temporary use without charge is operated in a negligent manner, and such operation results in death or damages, the primary liability coverage for such event shall be the insurance coverage of the operator. The owner's coverage shall be secondary.

**House Bill 232** – Allows electronic delivery of insurance-related documents to an insured when the insured has affirmatively consented to such delivery.

**House Bill 248** – Establishes a state-created, market-driven, health insurance exchange that will facilitate the selection and purchase of individual and small employer health benefit plans and is intended to enhance Idaho residents' choice regarding options and access to affordable health insurance. Effective March 28, 2013.



**Senate Bill 1016** – Removes language providing that a bail agent's license filed with the clerk of the District Court is deemed proof that such bail agent is licensed.

**Senate Bill 1100** – Adds to existing law to provide that a health care sharing ministry shall not be considered to be engaging in the business of insurance for the purposes of the Idaho Insurance Code.

**Senate Bill 1109** – Modifies the statute applicable to a person's deferred annuity contract exemption from creditors of the cash surrender value.

**Senate Bill 1165** – Relates to insurers' liability for attorney fees. Provides first-party insurers up to 60 days to make claim payment decisions on Uninsured Motorist and Underinsured Motorist claims.

## ***Rules Adopted***

<u>Rule No.</u>	<u>Name</u>
Rule 9 IDAPA 18.01.09	Suitability in Annuity Transactions Effective April 4, 2013
Rule 19 IDAPA 18.01.19	Insurance Rates and Credit Rating Effective April 4, 2013
Rule 44 IDAPA 18.01.44	Schedule of Fees, Licenses and Miscellaneous Charges Effective March 27, 2013
Rule 56 IDAPA 18.01.56	Rebates and Illegal Inducements to Obtaining Title Insurance Business Effective April 4, 2013

## ***Bulletins Issued***

<u>Bulletin No.</u>	<u>Subject</u>
13-01	Discontinuation of Current Non-grandfathered Plans by 2014 Due to ACA Requirements March 29, 2013
13-02	Federally Regulated Rating Restrictions Specific to Non-grandfathered Plans in the State of Idaho March 29, 2013
13-03	Use of the Revised Accounting Practices and Procedures Manual of the NAIC June 3, 2013
13-04	Rate of Interest on Deferred Payment of Cash Surrendered Benefits (Rescinds Bulletin 12-04) July 1, 2013
13-05	Option to Renew Non-grandfathered Plans in Existence October 1, 2013 December 11, 2013
13-06	Idaho Code § 41-1941: Annuity Sales to Consumers – Disclosures December 11, 2013

## ***Health Insurance Exchange***

In the last few months of 2012, the Health Insurance Exchange Working Group submitted a report to Governor Otter with a recommendation that Idaho establish a state-based exchange. As a result of the recommendation, the Governor, by means of a letter to the Center for Medicare and Medicaid Services (CMS), officially declared his intent to establish a state-based exchange in Idaho.

The 2013 Idaho Legislative Session convened on January 7, 2013. Among the legislation introduced during the session was House Bill 248. This bill added a new Chapter 61, "Idaho Health Insurance Exchange Act," to Title 41, Idaho Code. After considerable debate, the bill passed both the House and the Senate in March and was signed into law by the Governor on March 28, 2013. An emergency clause provided for its immediate effect.

The Exchange Board held many public meetings beginning in April 2013. Committees were established consisting of approximately six board members each; these committees included Outreach and Education, Finance and Governance.

On August 20, 2013, Idaho's health insurance exchange unveiled its new name - Your Health Idaho (YHI) & launched its website. The outreach campaign to inform and educate the Idaho public on YHI and on health insurance in general began in late August and continued through the end of 2013.

The primary function of the Department related to YHI was its review of insurance carrier filed rates and policy forms and its recommendation to YHI to certify those plans as qualified health plans to be sold on YHI. In addition to its involvement with YHI, including early support to board committee members prior to the hiring of any significant YHI staff, the Department provided guidance to health insurance carriers, agents and brokers, employers and consumers concerning other aspects of the Patient Protection and Affordable Care Act (ACA). Presentations on the new market reforms were provided to various groups. Guidance was provided on the Department's website in the form of Bulletins, Notices, Frequently Asked Questions and other formats; and Consumer Affairs fielded many calls from consumers on ACA issues. The Department's website also listed the agents and brokers who were trained and certified to assist consumers and small businesses during the 2014 enrollment period.

## ***Idaho Immunization Assessment Board***

The 2010 Idaho Legislature adopted Title 41, Chapter 60, Immunization Assessments. The Idaho Immunization Assessment funds vaccines for insured children provided by the Idaho Immunization Program of the Idaho Department of Health and Welfare. The program was extended by the Idaho Legislature in 2013 and is scheduled to sunset on July 1, 2015.

Under this program, the Idaho Department of Health and Welfare is able to purchase vaccines for insured children at significant discounts. In addition, the program facilitates immunization of children by enabling physicians and other health care professionals in Idaho to obtain most or all of their childhood vaccine supply from the Idaho Department of Health and Welfare as a single source.

The legislation also created the independent Idaho Immunization Assessment Board to assess mandatory fees from all carriers covering children in the state of Idaho to fund this program. Under the Board's Plan of Operation, carriers report to the Idaho Department of Insurance the numbers of program-eligible children they cover as of January 31 of each year on or before March 15 of that year. The annual assessment fee notice is sent to all carriers no later than April 15 with a due date of June 15. If the billing is greater than \$50,000, the carrier may request a quarterly installment plan.

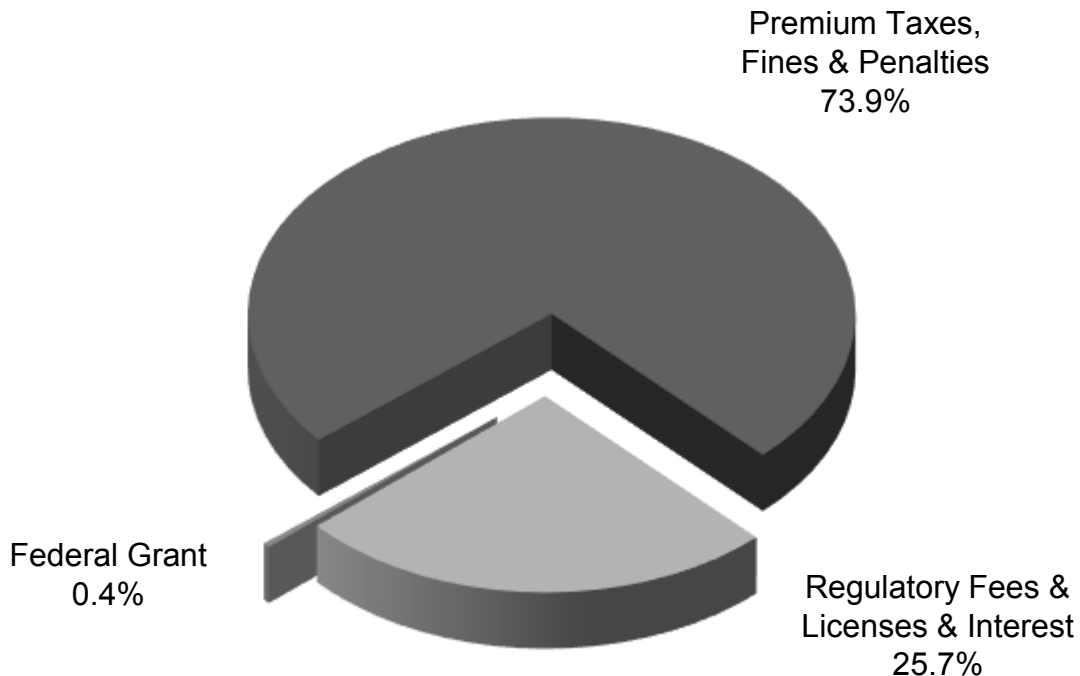
The 2013 assessment per program-eligible child was \$78.00.

### **Highlights for Year 2013**

◆ Total carriers surveyed	938
◆ Total carriers assessed	127
◆ Total lives assessed	215,935
◆ Total funds received	\$16,807,193



**Department Fund Sources\***  
**For the Fiscal Year Ended June 30, 2014**

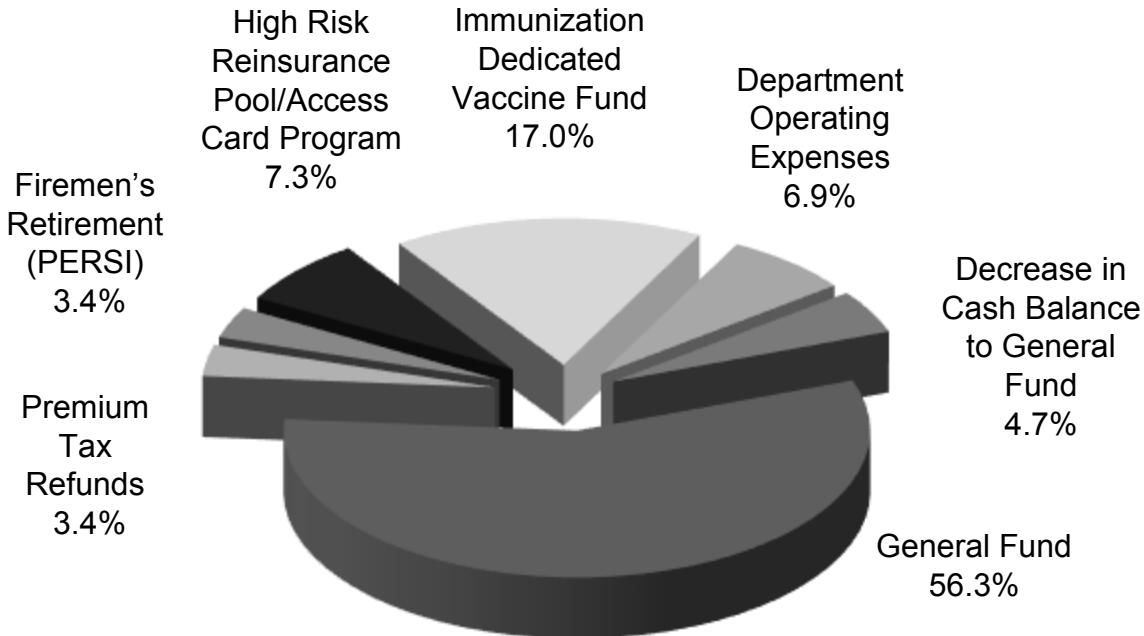


Premium Taxes, Fines & Penalties	\$	71,934,262
Regulatory Fees & Licenses & Interest		25,053,480
Federal Grant		<u>371,065</u>
Total	\$	<u>97,358,806</u>

Department receipts totaled just over \$97.3 million in FY 14. Taxes on insurance premiums constituted the largest portion (73.9%) of these receipts, amounting to \$71.9 million. Regulatory fees and licenses of \$25.0 million and federal grant funds of \$0.4 million accounted for the remainder of the FY 14 receipts. Although premium taxes represent the department's largest single source of receipts, these dollars are not utilized to finance department operations. The majority of premium tax proceeds are distributed to the General Fund to finance other state programs. The balance of the premium tax proceeds are distributed to the Premium Tax Refund Fund, the Firemen's Retirement Program, the High Risk Reinsurance Pool and the Access Card Program.

\*Includes the following funds: Insurance Administrative Account; Arson, Fire and Fraud Prevention Account; Idaho Immunization Dedicated Vaccine Fund; Insurance Insolvency Account; Cigarette Propensity Enforcement Fund and Federal Grant Fund.

**Department Fund Applications\***  
**For the Fiscal Year Ended June 30, 2014**



General Fund	\$	54,782,446
Premium Tax Refunds		3,331,042
Firemen's Retirement (PERSI)		3,311,094
High Risk Reinsurance Pool/Access Card Program		7,109,522
Immunization Dedicated Vaccine Fund		16,560,802
Department Operating Expenses		6,746,813
Decrease in Cash Balance to General Fund		<u>4,607,212</u>
Total	\$	<u>96,448,930</u>

In FY 14, distributions to the General Fund totaled nearly \$59.4 million, while distributions to the Premium Tax Refund Fund, Firemen's Retirement Program, High Risk Reinsurance Pool/Access Program and the Idaho Immunization Dedicated Vaccine Fund were \$3.3 million, \$3.3 million, \$7.1 million and \$16.6 million, respectively. The department's operations are funded by regulatory fees, licenses and other miscellaneous revenue sources. In FY 14, the department expended \$6.8 million, or 6.9% of its total receipts, to fund department program operations.

\* Includes the following funds: Insurance Administrative Account; Arson, Fire and Fraud Prevention Account; Idaho Immunization Dedicated Vaccine Fund; and the Federal Grant Fund.

***Schedule of Receipts and Disbursements***  
***For the Fiscal Year Ended June 30, 2014***

<b><i>Insurance Administrative Fund</i></b>		
<b>Free Fund Balance, July 1, 2013</b>	\$ 9,802,207	
Encumbrances as of July 1, 2013	<u>25,958</u>	
<b>Total Free Fund Balance, July 1, 2013</b>		\$ 9,828,165
<b>Receipts:</b>		
Premium Taxes	\$ 71,874,202	
Licenses, Permits & Fees	7,379,075	
Fines & Penalties	60,059	
Other Revenue	<u>226,714</u>	
<b>Total Receipts</b>		<u>79,540,051</u>
<b>Total Cash Available</b>		89,368,216
<b>Disbursements:</b>		
Personnel Costs	\$ 3,724,206	
Communication Services	84,682	
Employee Development	26,443	
Other Services (Clerical)	72,331	
Professional Services	1,029,513	
Repairs & Maintenance	50,078	
Administrative Services	10,287	
Computer Services	750	
Employee Travel Costs	61,581	
Supplies	46,013	
Insurance	2,568	
Rental & Operating Leases	207,026	
Misc Expend (Investigative, Governmental Overhead)	59,731	
Capital Outlay	<u>86,447</u>	
<b>Total Disbursements</b>		(5,461,657)
<b>Prior Period Expenditures as of June 30, 2014</b>		(24,947)
<b>Encumbrances as of June 30, 2014</b>		(1,993)
<b>Transfers Out:</b>		
General Fund	\$ 54,782,446	
Insurance Refund Fund	6,731,200	
Firemen's Retirement (PERSI)	3,311,094	
Insurance Insolvency Fund	-	
High Risk Reinsurance Pool	4,804,761	
Dept. of Health & Welfare Access Card Program	2,304,761	
Excess Cash on July 1st to General Fund	<u>1,207,054</u>	
<b>Total Transfers Out</b>		<u>(73,141,316)</u>
<b>Free Fund Balance, June 30, 2014</b>		<u>\$ 10,714,338</u>



***Schedule of Receipts and Disbursements***  
***For the Fiscal Year Ended June 30, 2014***

<b><i>Arson, Fire &amp; Fraud Prevention Fund</i></b>		
Free Fund Balance, July 1, 2013	\$ 1,457,689	
Encumbrances as of July 1, 2013	<u>374</u>	
<b>Total Free Fund Balance, July 1, 2013</b>		<b>\$ 1,458,064</b>
<b>Receipts:</b>		
Licenses, Permits & Fees	\$ 831,284	
Interest Income	3,845	
Other Revenue	<u>41,760</u>	
<b>Total Receipts</b>		<b><u>876,889</u></b>
<b>Total Cash Available</b>		<b>2,334,953</b>
<b>Disbursements:</b>		
Personnel Costs	\$ 581,564	
Communication Services	14,161	
Employee Development	12,451	
Technical Services	80,684	
Repairs & Maintenance	2,999	
Administrative Services	4,199	
Computer Services	-	
Employee Travel Costs	18,871	
Supplies	31,939	
Insurance	357	
Rental & Operating Leases	43,977	
Miscellaneous Expenditures	4,745	
Capital Outlay	<u>125,297</u>	
<b>Total Disbursements</b>		<b>(921,242)</b>
Prior Period Expenditures as of June 30, 2014		(374)
Encumbrances as of June 30, 2014		<u>(508)</u>
<b>Free Fund Balance, June 30, 2014</b>		<b><u>\$ 1,412,962</u></b>

<b><i>Insurance Refund Fund</i></b>		
Free Fund Balance, July 1, 2013	\$ 40,000	
Transfers in from Insurance Administrative Fund	<u>6,731,200</u>	
<b>Total Cash Available</b>		<b>\$ 6,771,200</b>
<b>Disbursements:</b>		
Refunds of Premium Tax Overpayments	<u>\$ 3,331,042</u>	
<b>Total Disbursements</b>		<b>(3,331,042)</b>
<b>Transfers Out:</b>		
General Fund	<u>\$ 3,400,158</u>	
<b>Total Transfers Out</b>		<b><u>(3,400,158)</u></b>
<b>Free Fund Balance, June 30, 2014</b>		<b><u>\$ 40,000</u></b>

***Schedule of Receipts and Disbursements***  
***For the Fiscal Year Ended June 30, 2014***

<b><i>Federal Grant Fund</i></b>		
Free Fund Balance, July 1, 2013	\$ (26,068)	
Encumbrances as of July 1, 2013	<u>-</u>	\$ (26,068)
<b>Total Free Fund Balance, July 1, 2013</b>		
<b>Receipts:</b>		
Federal Grants	\$ 371,065	
<b>Total Receipts</b>		371,065
<b>Advances Received</b>		<u>-</u>
<b>Total Cash Available</b>		344,996
<b>Transfers Out:</b>		-
<b>Disbursements:</b>		
Personnel Costs	\$ 199,498	
Operating Expenses	158,553	
Sub-Grantee Payments	-	
Capital Outlay	<u>5,863</u>	
<b>Total Disbursements</b>		(363,914)
<b>Prior Period Expenditures as of June 30, 2014</b>		-
<b>Encumbrances as of June 30, 2014</b>		<u>-</u>
<b>Free Fund Balance, June 30, 2014</b>		<u>\$ (18,917)</u>

<b><i>Insurance Insolvency Fund</i></b>		
Free Fund Balance, July 1, 2013		\$ 100,000
<b>Receipts</b>		-
<b>Transfers In (Reduction in General Fund Transfer)</b>		<u>-</u>
<b>Total Cash Available</b>		100,000
<b>Disbursements:</b>		
Personnel Cost	-	
Supplies	-	
Communication Services	-	
Miscellaneous Expenditures	-	
Professional Services	-	
Employee Travel Costs	-	
<b>Total Disbursements</b>		-
<b>Transfers Out:</b>		
General Fund	\$ <u>-</u>	<u>-</u>
<b>Total Transfers Out</b>		-
<b>Free Fund Balance, June 30, 2014</b>		<u>\$ 100,000</u>

***Schedule of Receipts and Disbursements***  
***For the Fiscal Year Ended June 30, 2014***

<b><i>Liquidation Trust Fund</i></b>		
Free Fund Balance, July 1, 2013		\$ 1,241,098
<b>Receipts:</b>		
Interest & Other Investment Income	\$ 2,842	
Sale of Services, Goods & Property	-	
Receipts to Trust	-	
<b>Transfers in from Diversified Bond Fund</b>		-
<b>Total Receipts and Transfers In</b>		<u>2,842</u>
<b>Total Cash Available</b>		1,243,940
<b>Disbursements:</b>		
Operating Expense	4,140	
<b>Transfers Out:</b>		
Investment Purchase - Universe Insurance	-	
Account Liquidation	<u>303,749</u>	
<b>Total Disbursements and Transfers Out</b>		<u>(307,889)</u>
<b>Free Fund Balance, June 30, 2014</b>		<u>\$ 936,051</u>

<b><i>Cigarette Propensity Enforcement Fund</i></b>		
Free Fund Balance, July 1, 2013		\$ 242,000
<b>Receipts:</b>		
Regulatory Fees	\$ 10,000	
<b>Total Receipts</b>		<u>10,000</u>
<b>Total Cash Available</b>		252,000
<b>Disbursements:</b>		
Expenditures	\$ -	
<b>Total Disbursements</b>		<u>-</u>
<b>Free Fund Balance, June 30, 2014</b>		<u>\$ 252,000</u>

***Schedule of Receipts and Disbursements***  
***For the Fiscal Year Ended June 30, 2014***

<b><i>Idaho Immunization Dedicated Vaccine Fund</i></b>		
Free Fund Balance, July 1, 2013		\$ _____ -
<b>Receipts:</b>		
Regulatory Fees	\$ 16,560,802	
<b>Total Receipts</b>		<u>16,560,802</u>
<b>Total Cash Available</b>		16,560,802
<b>Disbursements:</b>		
Disbursements	\$ _____ -	
<b>Total Disbursements</b>		-
<b>Transfers Out:</b>		
Health & Welfare	\$ 16,560,802	
<b>Total Transfers Out</b>		<u>(16,560,802)</u>
<b>Free Fund Balance, June 30, 2014</b>		<u>\$ _____ -</u>

<b><i>Idaho High Risk Individual Reinsurance Pool</i></b>		
Free Fund Balance, July 1, 2013		\$ _____ -
Transfers in from Insurance Administrative Fund		<u>4,804,761</u>
<b>Total Cash Available</b>		4,804,761
<b>Disbursements:</b>		
Payment to High Risk Pool	\$ 4,804,761	
<b>Total Disbursements</b>		<u>(4,804,761)</u>
<b>Transfers Out:</b>		
<b>Total Transfers Out</b>		<u>_____ -</u>
<b>Free Fund Balance, June 30, 2014</b>		<u>\$ _____ -</u>



# ***State Fire Marshal***

The staff of the State Fire Marshal's Office works with fire departments across the state providing assistance with fire code interpretation, application and enforcement. The staff conducts training sessions on the adopted fire code, incident reporting procedures and fire investigations. The staff is also responsible for reviewing plans for all state-owned or maintained buildings for compliance with fire and life safety codes. If requested by local fire departments, the staff can also assist with local building plan reviews and inspections.

The State Fire Marshal has the statutory responsibility of being the chief arson investigation officer for the state of Idaho. He and his six deputies work with local authorities when requested on the investigation of fires and explosions in Idaho.

The State Fire Marshal's Office licenses the fire sprinkler contractors who work in Idaho, trains and certifies state fire code officials, and licenses persons and businesses that import or wholesale fireworks in Idaho. The office maintains a recordkeeping system including data submitted from fire agencies that cover approximately 95% of the population of Idaho. They are committed to *fighting fire with facts*.

## ***Mission Statement***

*The State Fire Marshal's Office participates in and coordinates an integrated statewide system designed to protect human life from fire and explosions through fire prevention and the investigation of fires. The program involves fire prevention activities, fire/arson investigations and the operation of various statistical systems, including the Idaho Fire Incident Reporting System (IFIRS).*

## **Highlights for Year 2013**

◆ Total fires reported in Idaho	6,216
◆ Number of residential fires	1,216
◆ Total estimated dollar loss reported	\$50 million
◆ Civilian fatalities reported	20
◆ Firefighter fatalities	0

Idaho Code Section 41-254 requires that the State Fire Marshal make an annual report to the governor and the legislature by the 15th of July each year. The detailed annual report can be found at the State Fire Marshal's website: [www.doi.idaho.gov/sfm/firemars.aspx](http://www.doi.idaho.gov/sfm/firemars.aspx).





# ***Consumer Services***

The Consumer Services Bureau consists of three sections: Senior Health Insurance Benefits Advisors (SHIBA), Consumer Affairs and Investigations. The sections work together to protect the public's interest and to ensure all participants (companies, producers and consumers) are in compliance with the laws and rules that regulate the business of insurance in Idaho.

## ***SHIBA Program (Senior Health Insurance Benefits Advisors)***

The Senior Health Insurance Benefits Advisors (SHIBA) Program provides free information, counseling and assistance programs for Medicare beneficiaries who have questions about or problems with health insurance issues such as Medicare, Medicare supplement insurance, Medicare health plans and long-term care insurance.

SHIBA staff, advocates and volunteer counselors focus on educating Medicare beneficiaries and senior service providers about rights and protections for people with Medicare, and about Medicare program updates, coordination of benefits, Medigap, Medicare health plan options and long-term care issues. This past year SHIBA assisted thousands of Medicare beneficiaries through statewide presentations; disseminated information at senior centers and to service providers and various community groups; attended conferences and health fairs; and provided one-on-one counseling sessions.

Issues that continue to impact Medicare consumers include private fee-for-service plans, how to choose a prescription drug plan and ongoing changes to the Medicare program. SHIBA staff continues to reach out to people with Medicare and their caregivers on these important health care issues.

The Idaho SHIBA Program is dedicated to quality assurance and continues to implement its certification program for all volunteer counselors in 2013. This program will benefit all Medicare beneficiaries in Idaho by providing consistent, reliable counseling whether the beneficiary lives in a rural or urban area.

### **Highlights for Year 2013**

◆ Total client contacts	12,363
◆ Total presentations and enrollment events	299
◆ People reached through presentations and events	7,361
◆ Medicare counseling hours	7,546

## **Consumer Affairs**

The Consumer Affairs Section is a primary contact for members of the public who have questions about insurance matters or who want to file a complaint regarding an insurance matter. The section assists Idaho residents in a number of ways, including:

- Analyzing consumer, company and producer complaints and problems relating to all facets of the insurance industry to determine if a violation of Idaho Code or contract provisions has occurred;
- Providing assistance to consumers, companies, producers and legal representatives in the form of technical assistance on claims procedures, underwriting, insurance laws and rules;
- Reviewing insurance contracts, policies and related documents to assure compliance with Idaho insurance laws and rules;
- Conducting investigations concerning alleged violations of insurance laws, evaluating the merit of the complaint/inquiry and recommending a course of action to department staff; and
- Providing technical expertise for the market conduct examination of domestic and foreign insurers.

The Consumer Affairs section also provides information to consumers via the department website. Some of the information and services the Consumer Affairs Section provides online includes:

- Answers to common insurance questions;
- Basic information regarding insurance products;
- Online complaint filing;
- Summaries of complaint data; and
- Updates regarding national health care reform.

Consumers can contact a Consumer Affairs Officer through the toll-free Consumer Assistance Helpline, by mail, fax or the Internet, or by calling or visiting any one of the Department's offices around the state in Boise, Coeur d'Alene and Pocatello as listed on page 1.

### **Highlights for Year 2012**

New consumer complaints	769
Consumer complaints closed	787
Calls/inquiries from the public	6988
Funds recovered for the public	\$782,799
Producer law classes and other presentations	13 (420 participants)
Outreach efforts	42 (1,888 participants)

In addition to handling the Section's core duties, Consumer Affairs assisted with the following Department activities in 2013:

- Administration of the Idaho Immunization Assessment.
- Continuously update website information throughout 2013 regarding: Consumer Affairs and national "Health Care Reform" and applicable links on the Department's web site: [www.doi.idaho.gov](http://www.doi.idaho.gov).

## ***Investigations Section***

### **Overview**

The mission of the Investigations Section is two-fold: first, to protect Idaho's insurance consumers from economic loss by dishonest individuals conducting the business of insurance and, second, to investigate allegations of individuals filing fraudulent insurance claims against insurance companies.

Whatever its form, insurance fraud is a crime that impacts everyone by increasing the cost of insurance premiums and related goods and services. When allowed to go unchecked, insurance fraud has been demonstrated to have a severe negative effect on the economy as a whole.

The Section conducts criminal and administrative investigations within or outside the state of Idaho to determine whether any person has violated any provision of Title 41, Idaho Code. Two Special Prosecutors from the Office of the Attorney General review and prosecute insurance fraud cases referred by the Section. The Section also works with the State Fire Marshal's Office on insurance-related arson investigations.

The Investigations Section aims to be recognized as a leader in the fight against insurance fraud by creating partnerships with other criminal justice and law enforcement entities, educating the insurance industry, conducting community presentations and distributing written materials. These activities have significantly created and increased public awareness.

In 2013 the Section saw the addition of a new Investigations Supervisor and the hiring of new investigators into previously vacated positions. The Section also coordinated the second annual Idaho Fraud Conference, which was expanded from the previous year.

### **Highlights for Year 2013**

Suspected Fraud Reports Received	291
Cases Opened	97
Cases Referred to Attorney General for Criminal Charges	31
Cases Referred to Attorney General for Administrative Action	6
Criminal Convictions	13
Administrative Actions	5



# ***Company Activities***

The Company Activities Bureau consists of four sections: Examinations, Analysis, Premium Tax and Licensing. Although each section has separate functions, all work in close association on some issues.

## ***Examinations & Analysis***

The Examinations and Analysis Sections monitor the financial condition of insurance entities conducting business in the state of Idaho to ensure that each complies with Idaho law and that the financial obligations of the entity to its policyholders will be met. Regulated entities include domestic and foreign stock and mutual insurers, fraternal benefit societies, managed care organizations (MCOs), reciprocal insurers, self-funded health care plans, risk retention and purchasing groups, accredited reinsurers, county mutual insurers, hospital professional service corporations, surplus lines insurers, title insurers, and rating organizations. The Examinations Section also includes an Examiner Title and Market Insurance Specialist who regulates the title industry in Idaho and an Insurance Analyst Sr. who addresses market issues.

Major functions of the Examinations Section include:

- Examination of the financial and market conduct condition of Idaho domestic insurers to ensure that they are operating in accordance with Idaho insurance laws and rules and the NAIC Accounting Practices and Procedures Manual. Examinations are prescribed by law to be conducted at least once every five years but may be undertaken more frequently if the director deems necessary. Examinations of self-funded health benefit plans and other regulated entities are also performed.
- Regulation of all aspects of title agencies operating in Idaho, including title agent licensing, examinations of title agent operations and title plants, review of three-year escrow audits, handling consumer and industry complaints, enforcing compliance with Idaho Code rules, reviewing escrow rate filings and reviewing insurer title insurance rates and forms as required.
- Initial licensing for third party administrators (TPAs) who want to operate in Idaho. Determination of whether TPAs continue to meet licensing requirements based on annual filings.
- Receive and record corporate changes for insurers and other regulated entities (e.g. name changes, mergers and redomestications).
- Market analysis and other review of insurers operating in Idaho in order to identify areas of non-compliance with the Idaho Insurance Code. This is done by reviewing consumer complaint data, national and state industry trends, conducting baseline analysis (benchmarking insurers against each other), and reviewing market conduct annual statements and other pertinent information (including financial data).
- Leads Idaho's participation in interstate collaborative actions, provides technical expertise and conducts or participates in market conduct examinations of domestic and foreign insurers.

Major functions of the Analysis Section include:

- Financial analysis and review of Idaho domestic company financial reports to determine compliance with all Idaho Code requirements, financial solvency and ability to meet contractual obligations to policyholders. This includes review of annual statements, quarterly statements, audited financial statements and other filings made by an insurer. The focus is primarily on the solvency of Idaho domestic insurers and the monitoring of foreign companies licensed in Idaho.
- Financial analysis and review of financial statements and other filings of Idaho registered self-funded health plans, regulated under Idaho Code Title 41, Chapters 40 and 41, to determine compliance with Idaho Code requirements, financial solvency and ability to meet obligations to beneficiaries.
- Initial licensing or authorization of insurers or other regulated entities to transact business in the state via the granting of a certificate of authority or registration. The admission process is completed in an effective and timely manner to admit financially sound insurers and related entities that will offer quality insurance products or related services to Idaho residents. The section also maintains reinsurance only (accredited reinsurer) and surplus line listings (white list).

## ***Company Examinations and Admissions***

### **Companies Admitted/Listed/Registered in 2013**

<b><u>License #</u></b>	<b><u>Company Name/Type</u></b>	<b><u>Domicile State</u></b>
<b><u>Charitable Gift Annuities</u></b>		
4220	Answers In Genesis	KY
4214	Dechomai Foundation Inc., dba National Gift Annuity Foundation	FL
4244	Haggai Institute For Advanced Leadership Training, Inc.	GA
4208	Ithaca College	NY
4233	United Pentecostal Foundation	MT
<b><u>Life/Health</u></b>		
4199	Industrial Alliance Insurance and Financial Services Inc.	TX
4198	Truassure Insurance Company	IL
<b><u>Managed Care Organizations</u></b>		
4191	Blue Cross of Idaho Care Plus, Inc.	ID
4185	Bridgespan Health Company	UT
<b><u>Property/Casualty</u></b>		
4204	Aioi Nissay Dowa Insurance Company of America	NY
4242	Allied Insurance Company of America	OH
4232	ALPS Property & Casualty Insurance Company	MT
4196	American Select Insurance Company	OH
4228	Boston Indemnity Company, Inc.	SD
4202	Build America Mutual Assurance Company	NY
4209	EMCASCO Insurance Company	IA
4237	Frank Winston Crum Insurance Company	FL
4218	MMIC Insurance, Inc.	MN
4235	Municipal Assurance Corp.	NY
4200	National Mortgage Insurance Corporation	WI
4217	OBI National Insurance Company	PA
4230	U.S. Underwriters Insurance Company	ND
4197	Westfield National Insurance Company	OH
4225	White Pine Insurance Company	MI
<b><u>Purchasing Groups</u></b>		
4224	Aliverisk RPG, Inc.	IL
4219	Artisan Contractors Association of America, Inc.	DE
4213	Diving Instructors RPG Incorporated	DE
4205	DT Podiatric Preferred LLC	MD
4226	Food Services RPG, Inc.	DE
4241	Fulcrum Programs Purchasing Group, LLC	DE
4221	General Real Estate Environmental Enterprises Net, Inc.	DE
4211	Hudson Healthcare Purchasing Group	DC
4206	Legal Professionals' Purchasing Group Inc.	NJ
4215	Medpro Provider Solutions, Inc.	IN



**Companies Admitted/Listed/Registered in 2013 (continued)**

<b><u>License #</u></b>	<b><u>Company Name/Type</u></b>	<b><u>Domicile State</u></b>
-------------------------	---------------------------------	------------------------------

**Purchasing Groups (continued)**

4210	Motorsports Association Inc.	NV
4243	National Retail Safety Association, Inc.	DE
4203	North American Kiosk RPG, Inc.	WI
4189	Premier Hospitality Insurance Group, Inc.	DE
4201	Primary Real Estate Insurance Management Enterprise, Inc.	DE
4229	Professional Industry Purchasing Group	UT
4222	Program For Sovereign Indian Nations Risk Purchasing Group	CO
4194	Renters Legal Liability Risk Purchasing Group, Inc.	IL
4216	SAP Purchasing Group, Inc.	IL
4190	Select Hospitality Insurance Group, Inc.	DE
4223	Willis Risk Purchasing Group, Inc.	DE

**Risk Retention Group**

4245	Academic Medical Professionals Insurance Risk Retention Group, LLC	VT
4187	Association of Certified Mortgage Originators Risk Retention Group, Inc.	NV
4186	Fiduciaries Risk Retention Group, Inc.	NV
4192	National Guardian Risk Retention Group	HI
4188	Physicians Specialty LTD, Risk Retention Group	SC

**Self-Funded Health Care Plans**

4257	Boise Municipal Health Care Trust	ID
4234	Brigham Young University – Idaho Student Health Plan Trust	ID

**Surplus Lines**

4193	Agent Alliance Insurance Company	AL
4227	Fair American Select Insurance Company	DE
4195	HSB Specialty Insurance Company	CT
4236	Hudson Excess Insurance Company	DE
4238	Mount Vernon Specialty Insurance Company	PA
4240	PMSLIC Insurance Company	PA
4239	Reliamax Surety Company	SD

**Title**

4212	North American Title Insurance Company	CA
------	--	----

**Trusted Reinsurer Only**

4207	AXIS Specialty Limited	BERMUDA
4231	Lancashire Insurance Company Limited	BERMUDA

### **Classification of Active and Suspended Companies 2013**

#### **Licensed**

County Mutual Fire	1
Fraternal Benefit Societies	14
Hospital and Professional Service Corporations	2
Hospital Liabilities Trusts	0
Life & Disability	441
Managed Care Organizations	11
Petroleum Clean Water Trusts	1
Property & Casualty	844
Title	13

#### **Listed**

Accredited Reinsurers	20
Advisory Organizations	8
Charitable Gift Annuities	283
Surplus Lines	177
Trusteed Reinsurers	14

#### **Registered**

Purchasing Groups	258
Rating Organizations	7
Risk Retention Groups	76
Self-Funded Employee Health Care Plans	12

#### **Other Regulated Entities**

Guaranty Associations	2
Surplus Lines Associations	1
Total Companies Regulated	2,185

## **Companies Expired, Delisted, Revoked or Withdrawn in 2013**

### **Life/Health Companies**

American Community Mutual Insurance Company – Withdrawn November 4, 2013  
Destiny Health Insurance Company – Withdrawn August 30, 2013

### **Property/Casualty Companies**

American Manufacturers Mutual Insurance Company – Expired March 31, 2013  
American Motorists Insurance Company – Expired March 31, 2013  
Lumbermens Mutual Casualty Company – Expired March 31, 2013  
Ullico Casualty Company – Revoked July 1, 2013

### **Purchasing Groups**

American Medical Professional Alliance, Inc. – Withdrawn February 25, 2013  
AON Realty Purchasing Group - Withdrawn March 18, 2013  
BIZ Choice Last Mile Logistics Purchasing Group – Expired March 31, 2013  
CST Cyber Risk, LLC – Withdrawn September 1, 2013  
Financial Services Professional Risk Purchasing Group – Withdrawn July 2, 2013  
Firstservice Financial RPG, Inc. – Expired March 31, 2013  
Medalliance Professional Liability PG – Withdrawn November 15, 2013  
Member Insurance Purchasing Group – Withdrawn January 25, 2013  
NASW Purchasing Group – Withdrawn October 7, 2013  
National Health Club Purchasing Group – Withdrawn March 7, 2013  
Resort Hotel Purchasing Group – Withdrawn July 3, 2013  
SC Purchasing Group – Withdrawn July 22, 2013  
Social Service Providers PG, Inc. – Expired March 31, 2013

### **Risk Retention Groups**

American Builders Insurance Company Risk Retention Group, Inc. – Withdrawn December 16, 2013  
Attorneys Liability Protection Society, RRG – Withdrawn September 30, 2013  
Fiduciaries Risk Retention Group, Inc. – Withdrawn December 18, 2013  
Livestock Market Enhancement Risk Retention Group – Withdrawn December 30, 2013  
Proair Risk Retention Group, Inc. – Withdrawn December 18, 2013  
State Capitol Insurance Risk Retention Group, Inc. – Withdrawn December 23, 2013

### **Self-Funded Health Care Plan**

City of Boise Employee Health Care Plan Trust – Withdrawn December 31, 2013  
Independent School District of Boise City Employee Dental Benefit Plan Trust – Withdrawn July 1, 2013

### **Surplus Lines Insurers**

Heddington Insurance (U.K.) Limited – Delisted April 19, 2013  
Lantana Insurance LTD – Delisted April 19, 2013  
London and Edinburgh Insurance Company Limited – Delisted April 19, 2013  
Swiss Re Specialty Insurance (UK) Limited – Delisted April 19, 2013  
TM Specialty Insurance Company – Delisted January 28, 2013  
Valiant Specialty Insurance Company – Delisted September 27, 2013

### **Trusteed Reinsurer**

Unionamerica Insurance Company Limited (U.S. Reinsurance Trust) – Withdrawn December 16, 2013

## ***Premium Tax***

Premium taxes are collected by the Department of Insurance and deposited in the Insurance Administrative Fund #0229 10 to be distributed as follows:

- That amount as needed up to 20% for the refund account;
- A portion to the PERSI firemen's retirement account (Idaho Code Section 59-1394);
- That amount (not to exceed \$200,000 in any one year) necessary to cover administrative costs incurred by the department in placing insurance companies into receivership or supervision to the extent that such costs cannot be satisfied from the assets of the companies;
- Twenty-five percent of the premium tax exceeding \$45,000,000 to the Idaho High Risk Individual Reinsurance Pool;
- Twenty-five percent of the premium tax exceeding \$55,000,000 to the Idaho Health Insurance Access Card Fund CHIP Plan B;
- Remaining Balance to the General Fund (Idaho Code Section 41-406).

Premium taxes collected from authorized insurers are in lieu of all other state and local taxes payable in the state of Idaho with the exception of real property tax (Idaho Code Section 41-405).

The annual premium tax liability is based on calendar year premiums written minus dental premiums which are taxed at .04 per subscriber per month, effective July 1, 2007. Premium taxes are prepaid in quarterly installments based on the prior year's premiums and the current year's tax rates. The installments are as follows: 60% due June 15, 20% due September 15, and 15% due December 15. The reconciliation payment is made on March 1 of the next year (Idaho Code, Section 41-402(3)).

- Premium tax offsets are allowed to the extent of 100% of the premium tax liability, unless otherwise indicated:
- Workers' Compensation Offset — All workers' compensation insurers must pay a 2.00% premium tax on Idaho premiums written to the Idaho Industrial Commission. Insurers are allowed to offset 50% of this tax against the worker's compensation tax liability with the Department of Insurance. The premium taxes paid to the Industrial Commission at the 2.00% rate should not be confused with the additional Department of Insurance 1.50% premium tax rate. The tax credit can only offset the worker's compensation premium tax liability and cannot be allowed against any other lines of insurance (Idaho Code Section 72-523, effective January 1, 2012).
- Insurance Guaranty Association Offset — Property and casualty insurers may offset their premium tax liability to the extent of 20% of the assessment for each of the five years following the year the assessment is paid. An allowable offset, or portion thereof, not used in any calendar year cannot be carried over or back to any other year. The total offsets cannot exceed the tax liability or total assessment paid (Idaho Code Section 41-3616).
- Idaho Life & Health Guaranty Association Offset — A premium tax offset is allowed for all Class B and Class C assessments. Insurers may take any portion of the assessment as an offset in any of the five years following the year the assessment is paid. Offsets are limited to 20% of each assessment paid. An allowable offset, or portion thereof, not used in any calendar year cannot be carried over or back to any other year. The total offsets cannot exceed the tax liability or total assessment paid (Idaho Code Section 41-4314(1)).

**Summary of Premium Tax Collection**  
**Calendar Years 2009 through 2013**  
**(all figures are rounded to the nearest thousand)**

**STOCK & MUTUAL INSURERS:**

Idaho Code Sections 41-402 through 41-405

Calendar Year	Taxable Premiums	Percentage Increase of Premiums	Premium Tax
2009	3,771,697,000	-2.01%	61,201,000
2010	3,765,569,000	-0.16%	56,660,000
2011	3,806,509,000	1.09%	57,297,000
2012	3,926,055,000	3.14%	59,108,000
2013	4,441,014,000	4.89%	62,004,000

5 year average: \$3,877,568,800 \$59,254,000

Dental taxed at 4 cents per subscriber contract per month.

**HOSPITAL & PROFESSIONAL SERVICE CORPORATIONS:**

Idaho Code Section 41-3427

Calendar Year	Premiums Written	Percentage Increase of Premiums Written	Subscriber Tax
2009	45,333,000	-7.25%	49,000
2010	41,533,000	-8.38%	43,000
2011	37,277,000	-10.25%	41,000
2012	37,791,000	1.38%	40,000
2013	42,433,000	12.28%	54,000

5 year average: \$40,873,400 \$45,400

**MANAGED CARE ORGANIZATIONS:**

Idaho Code Section 41-3922

Calendar Year	Premiums Written	Percentage Increase of Premiums Written	Subscriber/Premium Tax
2009	57,741,000	327.68%	987,000
2010	69,095,000	19.66%	1,041,000
2011	97,114,000	40.55%	1,461,000
2012	117,694,000	21.19%	1,770,000
2013	122,652,000	4.21%	1,953,000

5 year average: \$92,859,200 \$1,442,400

Dental taxed at 4 cents per subscriber contract per month.

**SURPLUS LINES BROKERS:**

Idaho Code Section 41-1229

Calendar Year	Taxable Premiums	Percentage Increase of Premiums	Premium Tax
2009	64,258,000	-16.05%	984,000
2010	66,018,000	2.74%	998,000
2011	60,979,000	-7.63%	915,000
2012	60,225,000	-1.24%	906,000
2013	76,903,000	27.69%	1,154,000

5 year average: \$65,676,600 \$991,400

**TITLE INSURERS:**

Idaho Code Sections 41-402 through 41-405

Calendar Year	Taxable Premiums	Percentage Increase of Premiums	Premium Tax
2009	20,981,000	18.44%	315,000
2010	22,488,000	7.18%	337,000
2011	21,264,000	-5.44%	319,000
2012	31,624,000	48.72%	474,000
2013	28,450,000	10.04%	427,000

5 year average: \$24,961,400 \$374,400

**RISK RETENTION GROUPS:**

Idaho Code Sections 41-4805 and 41-402 through 41-405

Calendar Year	Taxable Premiums	Percentage Increase of Premiums	Premium Tax
2009	9,956,000	12.08%	169,000
2010	7,404,000	-25.63%	111,000
2011	7,303,000	-1.36%	110,000
2012	7,740,000	5.98%	117,000
2013	5,203,000	-32.78%	78,000

5 year average: \$7,521,200 \$117,000

**Premium Tax Rates - Calendar Years 2009 through 2013**

CALENDAR YEAR	STOCK & MUTUAL INSURERS	HOSPITAL & PROFESSIONAL SERVICE CORPORATIONS	MANAGED CARE ORGANIZATIONS	SELF-FUNDED HEALTH CARE PLANS	SURPLUS LINES BROKERS	TITLE INSURERS	RISK RETENTION GROUPS
2009	1.70% (1.48% if qualified for reduced rate) 4 cents per dental subscriber certificate per month	4 cents per subscriber certificate per month	1.70% (1.48% if qualified for reduced rate) 4 cents per dental subscriber certificate per month	4 cents per beneficiary per month	1.50%	1.50%	1.70% (1.48% if qualified for reduced rate)
2010	1.50% 4 cents per dental subscriber certificate per month	4 cents per subscriber certificate per month	1.50%	4 cents per beneficiary per month	1.50%	1.50%	1.50%
2011	1.50% 4 cents per dental subscriber certificate per month	4 cents per subscriber certificate per month	1.50%	4 cents per beneficiary per month	1.50%	1.50%	1.50%
2012	1.50% 4 cents per dental subscriber certificate per month	4 cents per subscriber certificate per month	1.50%	4 cents per beneficiary per month	1.50%	1.50%	1.50%
2013	1.50% 4 cents per dental subscriber certificate per month	4 cents per subscriber certificate per month	1.50%	4 cents per beneficiary per month	1.50%	1.50%	1.50%

## ***Producer Licensing***

The Producer Licensing Section reviews and processes license applications and issues and renews licenses for over 93,000 licensees, including resident and non-resident business entities and individuals. The Section oversees 13 license types and their related procedures, statutes and rules.

Producer Licensing continues to seek out new administrative efficiencies by utilizing online services through approved vendors. Online vendor services include license applications and renewals, appointments, address changes, license copies, CE credit downloads, provider courses and more. The Department processes 90-95% of all licensing transactions online. Because of this, the turnaround time for non-resident licensing remains 1-2 days, even with increasing numbers of licensees. The FBI fingerprinting process has become completely digitized, improving turnaround time on license issuance for residents and providing greater security.

Producer website information is regularly updated to improve customer service to the industry and the public. The Section has initiated document imaging, uses email correspondence, and maintains a paperless, efficient and secure licensing environment.

The Section goals remain efficiency, security and service.

## ***Continuing Education***

The Continuing Education (CE) Rule IDAPA 18.01.53, requires resident insurance producers and public adjusters to obtain 24 credit hours of continuing education within each two-year licensing period, which expires at the end of the individual's birth month. At least three of the 24 hours must be obtained in insurance ethics courses. Other mandated training for annuity suitability, flood and long-term care policy sales has also been adopted by the Department.

Appointed members of the CE Advisory Committee meet monthly to review course applications from providers. This review process helps to ensure quality courses are available to Idaho producers. An increasing number of applications for course review are received each month on NAIC reciprocity forms through online services. These courses have been approved in the vendor's home state and must be accepted in Idaho without further review. CE rules were updated in 2010 to raise standards for online courses. The Section is expanding the presentation methods available for courses to include correspondence, Internet, seminar, teleconference, traditional classroom and webcast/webinar to reach the largest licensee population in a convenient format.

Resident producers carrying major lines of authority, along with bail agents and public adjusters, are required to comply with the CE rules. Nonresident producers, limited lines producers and independent adjusters are exempt at this time.

### **Highlights for Year 2013**

◆ License applications received	19,658
◆ Licenses issued	17,065
◆ Total licenses by 1/1/2014	101,468
◆ Total licenses renewed	23,907
◆ CE courses added	1,225





# ***Product Review***

The Product Review Bureau consists of one section: Rates and Forms.

## ***Rates and Forms***

The Rates and Forms Section accepts property, casualty, health and life policy contracts and related forms with the company certification ensuring they comply with Idaho Code and are not ambiguous, misleading or deceptive. The Section accepts advertising filings for life and health and reviews rate filings for various lines of insurance, including individual and small group health rate manuals, Medicare supplement, long-term care, private passenger automobile, homeowners and credit. The objective is ensuring that rates are not inadequate, excessive or unfairly discriminatory.

This Section is primarily responsible for administering rate and form laws on a file-and-use basis. Idaho Code Section 41-1812 states: "No basic insurance policy or annuity contract form, or application form where written application is required and is to be made a part of the policy or contract, or printed rider or endorsement form or form of renewal certificate, shall be delivered, or issued for delivery in this state, unless the form has been filed with the Director." Although all major lines of insurance are monitored, the Section is alert to filings involving private passenger automobile rate changes, bail bonds, certificates of assumption, company mergers, credit life and disability, life settlement, consumer credit reporting, health products, long-term care, managed care organizations, Medicare supplements, title and worker's compensation. Unless the forms are submitted and filed with the Rates and Forms Section, they may not be issued to residents of Idaho.

The Section meets the federal effective rate review standards for the individual and small group health insurance markets, retaining state-level regulatory authority. The Section supports the Idaho Health Insurance Exchange in fulfilling the plan management requirements by reviewing health plans against Idaho's Qualified Health Plan (QHP) standards and recommending for certification by the exchange plans that meet the standards.

The Department receives policy and rate filings from 1,345 companies licensed to sell products in Idaho. The Department received 6,237 separate filings in 2013 via SERFF (System for Electronic Rate and Form Filing), resulting in the following number of forms and rates for all filings submitted in 2013:

## Highlights for Year 2013

<u>Business Line</u>	<u>Forms</u>	<u>Rates</u>
Advertising	1,180	0
Aircraft	588	0
Annuities	701	0
Boiler & Machinery	42	8
Commercial Auto	1,205	187
Commercial Package	3,348	133
Credit Life	0	2
Crime	245	24
Farmowners	134	14
Fidelity/Surety	281	83
Group Health	2,500	41
General Liability	9,048	253
Group Life	256	0
Homeowners	649	82
Individual Health	1,561	44
Individual Life	965	21
Inland Marine	1,117	60
Life Settlement	8	0
Long-Term Care	30	46
Medical Malpractice	972	22
Medicare Supplement	93	116
Personal Auto	371	129
Property	838	90
Title	218	8
Worker's Compensation	292	116
Other All Lines	534	48

# Summary of Annual Statements

<b>Idaho Experience and Market Share of Top 20 Stock and Mutual Companies by Line of Business - 2013.....</b>	<b>39</b>
Fire.....	39
Allied Lines.....	39
Multiple Peril Crop.....	40
Federal Flood.....	41
Farmowners Multiple Peril.....	42
Homeowners Multiple Peril.....	42
Commercial Multiple Peril (Non-Liability Portion).....	43
Commercial Multiple Peril (Liability Portion).....	44
Mortgage Guaranty.....	45
Ocean Marine.....	45
Inland Marine.....	46
Financial Guaranty.....	47
Medical Professional Liability.....	47
Earthquake.....	48
Group Accident and Health.....	49
Credit Accident and Health (Group and Individual).....	49
Collectively Renewable Accident and Health.....	50
Non-Cancellable Accident and Health.....	50
Guaranteed Renewable Accident and Health.....	50
Non-Renewable for Stated Reasons Only.....	50
Other Accident Only.....	51
Medicare Title XVIII Exempt from State Taxes and Fees.....	51
All Other Accident and Health.....	51
Federal Employee Health Benefits Program Premium.....	51
Workers' Compensation.....	52
Other Liability — Occurrence.....	52
Other Liability — Claims-Made.....	53
Excess Workers' Compensation.....	54
Product Liability.....	55
Private Passenger Auto No-Fault (Personal Injury Protection).....	56
Other Private Passenger Auto Liability.....	56
Commercial Auto No-Fault (Personal Injury Protection).....	57
Other Commercial Auto Liability.....	58
Private Passenger Auto Physical Damage.....	59
Commercial Auto Physical Damage.....	60
Aircraft.....	60
Fidelity.....	61
Surety.....	62
Burglary and Theft.....	63
Boiler and Machinery.....	63

Credit.....	64
Warranty.....	65
Accident and Health — Life, Health and Managed Care Companies.....	66
Title.....	67
Ordinary Life and Annuity.....	68
Credit Life.....	68
Group Life and Annuity.....	69
Industrial Life.....	70
<b>Summary of Financial Condition as of December 31, 2013.....</b>	<b>71</b>
Life and Disability Insurers.....	71
Property and Casualty Insurers.....	83
Managed Care Organizations.....	108
Hospital and Professional Service Corporations.....	108
Hospital Trusts.....	108
Fraternal Benefit Societies.....	109
County Mutual Fire Companies.....	109
Title Companies.....	109
<b>Summary of Business in Idaho for Calendar Year 2013.....</b>	<b>110</b>
Life and Health Insurers.....	110
Property and Casualty Insurers.....	124

## 2013 Business Fire

COMPANY NAME	DIRECT PREMIUMS WRITTEN	MARKET SHARE	DIRECT PREMIUMS EARNED	DIRECT LOSSES INCURRED	LOSS RATIO	DIRECT DEFENSE & COST CONTAINMENT EXPENSE INCURRED
WESTPORT INS CORP	721,963	2.8%	483,791	(108,770)	N/A	(11,058)
SAFECO INS CO OF AMER	1,919,738	7.3%	1,878,012	975,513	51.9%	12,988
AFFILIATED FM INS CO	1,657,490	6.3%	1,415,800	(83,440)	N/A	-
AMERICAN SECURITY INS CO	1,623,349	6.2%	2,914,060	103,681	3.6%	-
TRAVELERS IND CO	1,272,776	4.9%	1,337,802	389,376	29.1%	14,717
STANDARD GUAR INS CO	1,090,820	4.2%	442,080	45,672	10.3%	(166)
AXIS INS CO	845,141	3.2%	797,000	(222,756)	N/A	(18,147)
FOREMOST INS CO GRAND RAPIDS MI	808,296	3.1%	733,489	343,468	46.8%	4,834
FACTORY MUT INS CO	2,302,083	8.8%	2,280,435	-	0.0%	-
XL INS AMER INC	723,300	2.8%	437,586	(24,335)	N/A	(1,281)
AXA INS CO	504,269	1.9%	246,152	19,486	7.9%	6,988
TRAVELERS PROP CAS CO OF AMER	684,226	2.6%	688,221	(191,370)	N/A	(2,500)
ZURICH AMER INS CO	625,521	2.4%	632,641	8,041	1.3%	-
LIBERTY MUT FIRE INS CO	602,986	2.3%	576,044	45,496	7.9%	591
LUMBERMENS UNDERWRITING ALLIANCE	521,193	2.0%	693,372	(1,192)	N/A	-
GEM STATE INS CO	512,503	2.0%	496,750	-	0.0%	-
ALLIANZ GLOBAL RISKS US INS CO	470,915	1.8%	583,404	9,790	1.7%	1,728
EMPLOYERS MUT CAS CO	403,357	1.5%	374,667	294,700	78.7%	(2,062)
AUTO OWNERS INS CO	726,636	2.8%	693,339	148,346	21.4%	(7,978)
CINCINNATI INS CO	451,873	1.7%	396,523	203,496	51.3%	425,141
ALL OTHERS (175)	7,746,981	29.6%	7,784,075	4,742,181	60.9%	84,070
TOTALS	26,215,416	100.0%	25,885,243	6,697,383	25.9%	507,865

## Allied Lines

COMPANY NAME	DIRECT PREMIUMS WRITTEN	MARKET SHARE	DIRECT PREMIUMS EARNED	DIRECT LOSSES INCURRED	LOSS RATIO	DIRECT DEFENSE & COST CONTAINMENT EXPENSE INCURRED
JOHN DEERE INS CO	3,000,177	7.5%	3,000,177	1,860,018	62.0%	-
RURAL COMM INS CO	4,085,166	10.2%	4,085,166	3,071,064	75.2%	-
FACTORY MUT INS CO	5,379,860	13.4%	5,271,918	-	0.0%	-
EMPLOYERS MUT CAS CO	408,223	1.0%	368,461	143,384	38.9%	78
AXIS INS CO	411,003	1.0%	373,355	(46,911)	N/A	9,391
AUTOMOBILE INS CO OF HARTFORD CT	425,632	1.1%	418,971	238,404	56.9%	5,439

## 2013 Business Allied Lines (continued)

USAA CAS INS CO	481,739	1.2%	446,193	114,081	25.6%	803
TRAVELERS PROP CAS CO OF AMER	625,255	1.6%	608,835	99,492	16.3%	10,663
AFFILIATED FM INS CO	860,463	2.1%	735,151	180,956	24.6%	862
SAFECO INS CO OF AMER	2,860,864	7.1%	2,632,640	1,281,637	48.7%	12,550
UNITED SERV AUTOMOBILE ASSN	864,278	2.1%	808,587	633,332	78.3%	3,053
STANDARD GUAR INS CO	1,202,669	3.0%	337,493	94,478	28.0%	(39)
AMERICAN AGRI BUSINESS INS CO	1,332,364	3.3%	1,332,364	420,032	31.5%	22,064
PRODUCERS AGRICULTURE INS CO	1,339,020	3.3%	1,337,875	1,158,479	86.6%	-
FARM BUREAU MUT INS CO OF ID	1,366,636	3.4%	1,366,636	1,622,296	118.7%	-
TRAVELERS IND CO	1,383,454	3.4%	1,482,848	153,632	10.4%	46,271
NAU COUNTRY INS CO	1,746,239	4.3%	1,746,239	722,743	41.4%	-
ACE PROP & CAS INS CO	2,621,822	6.5%	2,621,822	1,965,063	75.0%	-
AMERICAN SECURITY INS CO	720,964	1.8%	1,055,962	299,070	28.3%	-
ALL OTHERS (193)	8,264,402	20.5%	8,032,833	6,188,644	77.0%	136,460
TOTALS	40,242,716	100.0%	38,926,012	20,814,070	53.5%	247,595

## Multiple Peril Crop

COMPANY NAME	DIRECT PREMIUMS WRITTEN	MARKET SHARE	DIRECT PREMIUMS EARNED	DIRECT LOSSES INCURRED	LOSS RATIO	DIRECT DEFENSE & COST CONTAINMENT EXPENSE INCURRED
AMERICAN AGRI BUSINESS INS CO	13,572,587	20.0%	14,401,906	7,362,029	51.1%	-
CUMIS INS SOCIETY INC	553,427	0.8%	928,983	208,276	22.4%	-
ACE PROP & CAS INS CO	18,781,093	27.7%	20,180,539	9,622,511	47.7%	-
STONINGTON INS CO	(8)	0.0%	(8)	-	0.0%	-
RURAL COMM INS CO	11,075,419	16.3%	14,113,738	7,079,466	50.2%	-
JOHN DEERE INS CO	8,965,778	13.2%	9,398,550	4,529,709	48.2%	-
NAU COUNTRY INS CO	7,488,048	11.0%	8,165,455	2,335,216	28.6%	-
FARM BUREAU MUT INS CO OF ID	3,474,120	5.1%	3,474,120	2,826,085	81.3%	-
GREAT AMER INS CO	2,085,926	3.1%	2,093,704	1,387,207	66.3%	2,338
PRODUCERS AGRICULTURE INS CO	1,492,006	2.2%	1,425,343	2,092,143	146.8%	-
GREAT AMER INS CO OF NY	-	0.0%	-	-	0.0%	(6,700)
MUTUAL OF ENUMCLAW INS CO	-	0.0%	-	(23)	0.0%	(1)
OCCIDENTAL FIRE & CAS CO OF NC	6,907	0.0%	6,907	8,781	127.1%	-
FIREMANS FUND INS CO	(247)	0.0%	10,752	(53)	N/A	-
ADM INS CO	238,086	0.4%	238,086	-	0.0%	-

## 2013 Business Multiple Peril Crop (continued)

STATE FARM FIRE & CAS CO	38,487	0.1%	37,317	12,314	33.0%	-
AGRI GEN INS CO	22,128	0.0%	2,162	(40,836)	N/A	-
WESTERN AGRIC INS CO	11,985	0.0%	15,917	13,232	83.1%	-
INSURANCE CO OF THE STATE OF PA	11,358	0.0%	11,358	(150,022)	N/A	(1,445)
CASUALTY UNDERWRITERS INS CO	10,292	0.0%	13,433	8,955	66.7%	-
TOTALS	67,827,392	100.0%	74,518,262	37,294,990	50.0%	(5,808)

## Federal Flood

COMPANY NAME	DIRECT PREMIUMS WRITTEN	MARKET SHARE	DIRECT PREMIUMS EARNED	DIRECT LOSSES INCURRED	LOSS RATIO	DIRECT DEFENSE & COST CONTAINMENT EXPENSE INCURRED
HARTFORD INS CO OF THE MIDWEST	415,781	11.2%	488,423	-	0.0%	370
NATIONWIDE MUT FIRE INS CO	62,801	1.7%	58,405	(344)	N/A	(14)
FOREMOST INS CO GRAND RAPIDS MI	60,662	1.6%	51,386	489	1.0%	-
RURAL COMM INS CO	20,954	0.6%	20,954	-	0.0%	-
QBE INS CORP	22,485	0.6%	8,441	250	3.0%	50
HOMESITE INS CO	36,912	1.0%	18,553	-	0.0%	-
AMERICAN FAMILY MUT INS CO	98,594	2.7%	94,956	(62)	N/A	(2)
HARLEYSVILLE INS CO	46,798	1.3%	46,398	-	0.0%	-
PHILADELPHIA IND INS CO	119,653	3.2%	120,765	4,554	3.8%	-
LIBERTY MUT FIRE INS CO	59,909	1.6%	59,541	40,000	67.2%	-
METROPOLITAN PROP & CAS INS CO	41,803	1.1%	39,448	-	0.0%	-
ALLSTATE INS CO	515,702	13.9%	502,531	-	0.0%	-
SELECTIVE INS CO OF NY	134,511	3.6%	134,521	(1)	0.0%	90
STANDARD FIRE INS CO	220,877	6.0%	259,828	-	0.0%	370
USAA GEN IND CO	281,321	7.6%	263,946	(21,242)	N/A	(84)
WRIGHT NATL FLOOD INS CO	356,725	9.6%	345,082	1,563	0.5%	-
AMERICAN BANKERS INS CO OF FL	546,770	14.8%	505,291	5,226	1.0%	-
FARMERS INS CO OF ID	483,616	13.1%	492,621	5,797	1.2%	1,240
AUTO OWNERS INS CO	94,632	2.6%	92,016	-	0.0%	-
HARTFORD UNDERWRITERS INS CO	60,074	1.6%	64,518	-	0.0%	-
ALL OTHERS (8)	20,675	0.6%	19,000	(641)	N/A	(21)
TOTALS	3,701,255	100.0%	3,686,624	35,589	1.0%	1,999



### 2013 Business Farmowners Multiple Peril

COMPANY NAME	DIRECT PREMIUMS WRITTEN	MARKET SHARE	DIRECT PREMIUMS EARNED	DIRECT LOSSES INCURRED	LOSS RATIO	DIRECT DEFENSE & COST CONTAINMENT EXPENSE INCURRED
TRAVELERS IND CO	1,114,775	2.0%	1,101,915	398,831	36.2%	(5,331)
TRAVELERS IND CO OF CT	278,475	0.5%	314,971	928,590	294.8%	(9,120)
AMERICAN FAMILY MUT INS CO	369,787	0.7%	353,464	330,205	93.4%	8,833
FIREMANS FUND INS CO	375,347	0.7%	342,388	112,285	33.8%	1,176
QBE INS CORP	420,679	0.8%	526,356	64,141	12.2%	7,500
CHARTER OAK FIRE INS CO	460,649	0.8%	456,488	214,411	47.0%	3,634
AMERICAN INS CO	567,173	1.0%	559,791	226,836	40.5%	3,802
TRAVELERS IND CO OF AMER	1,066,105	1.9%	1,148,773	283,504	24.7%	(17,011)
UNIGARD INS CO	1,131,957	2.1%	1,293,568	137,263	10.6%	(18,453)
STATE FARM FIRE & CAS CO	1,591,479	2.9%	1,548,880	1,014,990	65.5%	3,496
AMERICAN STATES INS CO	953,238	1.7%	934,278	456,955	48.9%	9,730
GRANGE INS ASSN	1,156,110	2.1%	1,031,493	1,391,824	134.9%	101,546
NATIONWIDE MUT INS CO	1,373,132	2.5%	1,317,168	344,914	26.2%	6,625
FARM BUREAU MUT INS CO OF ID	25,698,091	47.0%	24,185,692	15,377,502	63.6%	366,393
MUTUAL OF ENUMCLAW INS CO	6,409,887	11.7%	5,956,108	3,314,944	55.7%	81,282
NORTH PACIFIC INS CO	2,985,084	5.5%	3,303,336	1,018,508	30.8%	(11,771)
OREGON MUT INS CO	2,951,504	5.4%	2,917,277	1,903,868	65.3%	40,927
UNITED HERITAGE PROP & CAS CO	1,729,825	3.2%	1,710,133	1,755,676	102.7%	13,073
NATIONAL SURETY CORP	1,120,152	2.0%	1,037,593	438,983	42.3%	10,346
FARMERS ALLIANCE MUT INS CO	2,092,531	3.8%	2,091,452	1,756,884	84.0%	92,359
ALL OTHERS (23)	886,611	1.6%	745,849	68,427	9.2%	16,373
TOTALS	54,732,591	100.0%	52,876,973	31,539,541	59.6%	705,409

### Homeowners Multiple Peril

COMPANY NAME	DIRECT PREMIUMS WRITTEN	MARKET SHARE	DIRECT PREMIUMS EARNED	DIRECT LOSSES INCURRED	LOSS RATIO	DIRECT DEFENSE & COST CONTAINMENT EXPENSE INCURRED
FARM BUREAU MUT INS CO OF ID	25,333,469	8.9%	23,745,464	15,713,938	66.2%	387,251
VIGILANT INS CO	3,598,171	1.3%	3,588,456	3,462,160	96.5%	(53,953)
AMERICAN FAMILY MUT INS CO	8,284,469	2.9%	8,314,064	3,785,576	45.5%	142,208
ALLSTATE PROP & CAS INS CO	11,824,306	4.1%	12,436,865	4,753,535	38.2%	142,622
ALLSTATE IND CO	7,054,123	2.5%	7,323,535	4,342,453	59.3%	121,369
ALLSTATE INS CO	6,244,348	2.2%	6,449,612	3,483,300	54.0%	87,161

## 2013 Business Homeowners Multiple Peril (continued)

FOREMOST INS CO GRAND RAPIDS MI	5,637,820	2.0%	5,390,747	2,494,886	46.3%	21,014
LIBERTY INS CORP	3,494,601	1.2%	3,030,160	3,155,799	104.1%	100,806
UNITED HERITAGE PROP & CAS CO	12,699,617	4.5%	12,099,732	7,140,893	59.0%	54,775
FARMERS INS EXCH	14,613,443	5.1%	14,153,729	5,603,289	39.6%	67,528
SAFECO INS CO OF IL	24,114,602	8.5%	22,852,040	11,122,371	48.7%	282,462
STATE FARM FIRE & CAS CO	47,710,259	16.7%	46,974,762	23,774,239	50.6%	(465,910)
UNITED SERV AUTOMOBILE ASSN	7,594,671	2.7%	7,404,296	3,354,932	45.3%	(8,036)
TRAVELERS HOME & MARINE INS CO	7,423,914	2.6%	7,208,734	4,451,151	61.7%	191,900
LIBERTY MUT FIRE INS CO	3,914,931	1.4%	4,082,735	1,307,916	32.0%	109,409
USAA CAS INS CO	5,045,429	1.8%	4,876,122	1,470,723	30.2%	32,677
AUTO OWNERS INS CO	5,091,864	1.8%	4,830,186	2,571,154	53.2%	133,608
MUTUAL OF ENUMCLAW INS CO	5,321,004	1.9%	5,722,687	3,620,580	63.3%	49,166
METROPOLITAN PROP & CAS INS CO	5,429,327	1.9%	5,188,413	4,313,416	83.1%	59,874
FARMERS INS CO OF ID	16,944,316	5.9%	17,946,588	5,485,397	30.6%	105,967
ALL OTHERS (110)	57,661,838	20.2%	54,264,824	31,941,825	58.9%	857,608
TOTALS	285,036,522	100.0%	277,883,751	147,349,533	53.0%	2,419,506

## Commercial Multiple Peril (Non-Liability Portion)

COMPANY NAME	DIRECT PREMIUMS WRITTEN	MARKET SHARE	DIRECT PREMIUMS EARNED	DIRECT LOSSES INCURRED	LOSS RATIO	DIRECT DEFENSE & COST CONTAINMENT EXPENSE INCURRED
OREGON MUT INS CO	1,257,235	1.4%	1,136,441	379,081	33.4%	1,904
CINCINNATI INS CO	5,287,430	5.7%	5,175,255	3,063,952	59.2%	16,664
CONTINENTAL CAS CO	4,665,342	5.0%	4,587,781	1,163,589	25.4%	353,447
WESTERN COMM INS CO	7,820,494	8.5%	7,536,380	5,347,780	71.0%	(29,281)
CONTINENTAL WESTERN INS CO	4,156,858	4.5%	4,145,673	4,698,862	113.3%	46,192
AMCO INS CO	2,738,092	3.0%	2,693,374	1,929,527	71.6%	62,055
STATE FARM FIRE & CAS CO	2,714,808	2.9%	2,753,916	1,121,099	40.7%	7,320
FARMERS INS CO OF ID	2,476,427	2.7%	2,516,420	1,153,872	45.9%	22,348
AMERICAN HALLMARK INS CO OF TX	2,471,378	2.7%	2,428,511	918,923	37.8%	28,839
PHILADELPHIA IND INS CO	2,448,584	2.6%	2,462,695	1,328,002	53.9%	(2,714)
OHIO SECURITY INS CO	2,440,933	2.6%	2,107,162	1,227,038	58.2%	23,107
AMERICAN ECONOMY INS CO	1,324,685	1.4%	1,377,991	516,956	37.5%	1,266
TRAVELERS PROP CAS CO OF AMER	1,335,399	1.4%	1,332,500	96,415	7.2%	5,262
FARMERS INS EXCH	2,377,295	2.6%	2,357,922	996,686	42.3%	16,600

### 2013 Business Commercial Multiple Peril (Non-Liability Portion) (continued)

MUTUAL OF ENUMCLAW INS CO	2,168,323	2.3%	1,997,575	716,153	35.9%	(46,558)
TRUCK INS EXCH	2,011,065	2.2%	2,009,048	437,612	21.8%	(400)
ALLSTATE IND CO	1,959,506	2.1%	1,913,934	1,022,496	53.4%	14,563
TRAVELERS CAS INS CO OF AMER	1,656,646	1.8%	1,700,894	682,180	40.1%	13,053
AUTO OWNERS INS CO	1,402,106	1.5%	1,202,901	178,328	14.8%	40,432
AMERICAN FAMILY MUT INS CO	1,386,027	1.5%	1,349,753	1,052,061	77.9%	136,212
ALL OTHERS (217)	38,304,437	41.5%	37,724,524	21,638,686	57.4%	686,765
TOTALS	92,403,070	100.0%	90,510,650	49,669,298	54.9%	1,397,076

### Commercial Multiple Peril (Liability Portion)

COMPANY NAME	DIRECT PREMIUMS WRITTEN	MARKET SHARE	DIRECT PREMIUMS EARNED	DIRECT LOSSES INCURRED	LOSS RATIO	DIRECT DEFENSE & COST CONTAINMENT EXPENSE INCURRED
WESTERN COMM INS CO	7,589,532	9.0%	7,307,324	2,879,569	39.4%	780,581
CINCINNATI INS CO	4,309,492	5.1%	4,291,614	1,115,340	26.0%	718,737
AMCO INS CO	1,598,415	1.9%	1,596,592	650,547	40.7%	179,264
IDAHO COUNTIES RISK MGMT PROGRAM	19,707,504	23.3%	19,976,292	8,893,300	44.5%	3,151,606
CHARTER OAK FIRE INS CO	978,491	1.2%	1,017,560	460,263	45.2%	384,047
AUTO OWNERS INS CO	1,720,968	2.0%	1,531,669	(27,362)	-1.8%	53,665
TRAVELERS CAS INS CO OF AMER	960,328	1.1%	994,276	700,203	70.4%	153,864
CONTINENTAL WESTERN INS CO	3,036,794	3.6%	3,104,977	3,275,355	105.5%	324,767
AMERICAN STATES INS CO	983,501	1.2%	1,024,146	337,983	33.0%	(25,076)
AMERICAN FAMILY MUT INS CO	1,068,540	1.3%	1,074,121	102,099	9.5%	(8,072)
MUTUAL OF ENUMCLAW INS CO	1,145,268	1.4%	1,106,040	(11,773)	N/A	58,416
ACUTY A MUT INS CO	1,221,907	1.4%	1,155,845	493,584	42.7%	(86,398)
OHIO SECURITY INS CO	2,228,628	2.6%	1,968,635	809,593	41.1%	235,667
FARMERS INS EXCH	895,927	1.1%	844,679	221,935	26.3%	(43,506)
CONTINENTAL CAS CO	1,573,376	1.9%	1,486,249	354,225	23.8%	(141,676)
AMERICAN HALLMARK INS CO OF TX	2,240,911	2.7%	2,184,562	264,259	12.1%	155,045
TRAVELERS PROP CAS CO OF AMER	2,156,846	2.6%	2,235,215	440,681	19.7%	147,837
STATE FARM FIRE & CAS CO	1,787,361	2.1%	1,758,690	130,347	7.4%	(296,432)
OWNERS INS CO	1,659,711	2.0%	1,578,351	(106,829)	N/A	18,654
PHILADELPHIA IND INS CO	2,733,947	3.2%	2,746,617	308,902	11.2%	251,491
ALL OTHERS (224)	24,880,324	29.5%	24,947,013	3,487,604	14.0%	(669,291)
TOTALS	84,477,771	100.0%	83,930,467	24,779,825	29.5%	5,343,190

## 2013 Business Mortgage Guaranty

COMPANY NAME	DIRECT PREMIUMS WRITTEN	MARKET SHARE	DIRECT PREMIUMS EARNED	DIRECT LOSSES INCURRED	LOSS RATIO	DIRECT DEFENSE & COST CONTAINMENT EXPENSE INCURRED
GENWORTH MORTGAGE INS CORP	2,588,999	10.1%	3,118,790	8,297,321	266.0%	-
PMI MORTGAGE ASSUR CO	3,106	0.0%	3,750	-	0.0%	-
MORTGAGE GUAR INS CORP	5,515,437	21.4%	5,606,396	5,304,494	94.6%	37,015
REPUBLIC MORTGAGE INS CO	1,046,690	4.1%	1,065,651	518,451	48.7%	116,367
GENWORTH RESIDENTIAL MORTGAGE INS CO	91,803	0.4%	100,166	6,138	6.1%	-
MGIC IND CORP	785,270	3.0%	655,693	49,395	7.5%	988
UNITED GUAR MORTGAGE IND CO	-	0.0%	245	-	0.0%	-
GENWORTH RESIDENTIAL MORTGAGE ASSUR	893,920	3.5%	842,801	38,778	4.6%	-
ESSENT GUAR INC	1,195,702	4.6%	827,928	78,412	9.5%	2,456
CMG MORTGAGE INS CO	1,301,620	5.1%	1,238,751	173,350	14.0%	-
PMI MORTGAGE INS CO	1,574,048	6.1%	1,612,104	204,872	12.7%	-
UNITED GUAR RESIDENTIAL INS CO	3,486,744	13.5%	2,306,268	1,043,981	45.3%	(7,272)
RADIAN GUAR INC	7,263,615	28.2%	6,109,921	5,764,341	94.3%	-
GENWORTH MORTGAGE INS CORP	2,588,999	10.1%	3,118,790	8,297,321	266.0%	-
TOTALS	25,746,954	100.0%	23,488,464	21,479,533	91.4%	149,554

## Ocean Marine

COMPANY NAME	DIRECT PREMIUMS WRITTEN	MARKET SHARE	DIRECT PREMIUMS EARNED	DIRECT LOSSES INCURRED	LOSS RATIO	DIRECT DEFENSE & COST CONTAINMENT EXPENSE INCURRED
ZURICH AMER INS CO	703,543	14.5%	589,658	45,911	7.8%	2
SEAWORTHY INS CO	12,5119	2.6%	97,843	45,980	47.0%	-
UNITED SERV AUTOMOBILE ASSN	97,460	2.0%	100,429	7,068	7.0%	(460)
NATIONAL UNION FIRE INS CO OF PITTS	701,288	14.5%	720,883	40,474	5.6%	(52.5)
TRAVELERS PROP CAS CO OF AMER	290,705	6.0%	264,922	30,327	11.4%	7,487
MARKEL AMER INS CO	249,841	5.2%	243,746	15,679	6.4%	6,196
FEDERAL INS CO	170,930	3.5%	157,355	(8,183)	N/A	(1,215)
HANOVER INS CO	164,260	3.4%	126,248	21,996	17.4%	(102)
FOREMOST INS CO GRAND RAPIDS MI	449,067	9.3%	441,398	164,860	37.3%	(189)
AGCS MARINE INS CO	142,593	2.9%	94,224	2,301	2.4%	406
AIG PROP CAS CO	77,080	1.6%	96,372	(269)	N/A	(136)
AXIS INS CO	120,680	2.5%	126,722	48,360	38.2%	315
XL SPECIALTY INS CO	120,543	2.5%	140,216	(170,746)	N/A	(27,301)

## 2013 Business Ocean Marine (continued)

ATLANTIC SPECIALTY INS CO	119,989	2.5%	140,322	9,529	6.8%	-
ENDURANCE AMER INS CO	119,750	2.5%	39,917	17,245	43.2%	1,915
ST PAUL FIRE & MARINE INS CO	105,747	2.2%	105,377	(6,729)	N/A	(7,944)
ACE AMER INS CO	90,946	1.9%	93,814	94,368	100.6%	(1,643)
ESSENTIA INS CO	85,127	1.8%	40,836	7,317	17.9%	283
STARR IND & LIAB CO	154,944	3.2%	143,495	(10,983)	N/A	(1,047)
TRAVELERS HOME & MARINE INS CO	119,231	2.5%	117,668	41,413	35.2%	(623)
ALL OTHERS (53)	638,539	13.2%	641,336	703,407	109.7%	20,731
TOTALS	4,847,382	100.0%	4,522,781	1,099,325	24.3%	(3,850)

## Inland Marine

COMPANY NAME	DIRECT PREMIUMS WRITTEN	MARKET SHARE	DIRECT PREMIUMS EARNED	DIRECT LOSSES INCURRED	LOSS RATIO	DIRECT DEFENSE & COST CONTAINMENT EXPENSE INCURRED
TRAVELERS PROP CAS CO OF AMER	1,818,299	2.9%	1,998,659	395,396	19.8%	(14,159)
CONTINENTAL CAS CO	5,347,158	8.6%	5,723,371	1,292,004	22.6%	(15,017)
FACTORY MUT INS CO	1,982,344	3.2%	1,913,467	254,332	13.3%	2,583
FARM BUREAU MUT INS CO OF ID	3,674,986	5.9%	3,499,758	2,490,333	71.2%	26,022
LIBERTY MUT INS CO	12,488,350	20.1%	12,617,469	7,965,965	63.1%	6,460
JEFFERSON INS CO	1,365,483	2.2%	1,330,494	436,071	32.8%	2,419
WESTERN COMM INS CO	1,232,891	2.0%	1,190,351	322,775	27.1%	42,145
GREAT WEST CAS CO	1,596,648	2.6%	1,427,883	855,270	59.9%	15,595
STATE FARM FIRE & CAS CO	2,449,996	3.9%	2,432,063	651,156	26.8%	(1,856)
AUTO OWNERS INS CO	630,500	1.0%	569,130	128,595	22.6%	4,428
ZURICH AMER INS CO	771,268	1.2%	765,312	121,702	15.9%	(7,502)
AMERICAN ZURICH INS CO	771,680	1.2%	670,887	161,757	24.1%	(402)
STONEBRIDGE CAS INS CO	774,671	1.2%	779,767	503,661	64.6%	-
PROGRESSIVE NORTHWESTERN INS CO	812,793	1.3%	790,975	540,828	68.4%	(2,690)
AGCS MARINE INS CO	866,866	1.4%	993,362	236,442	23.8%	5,033
AFFILIATED FM INS CO	887,266	1.4%	751,932	600,246	79.8%	1,402
NATIONAL CAS CO	913,866	1.5%	861,341	8,632,549	100.2%	1,086
LIBERTY INS UNDERWRITERS INC	1,035,461	1.7%	1,036,143	700,181	67.6%	(156)
SECURIAN CAS CO	1,060,192	1.7%	1,021,635	386,229	37.8%	40,575
NEW HAMPSHIRE INS CO	1,383,916	2.2%	1,277,778	86,288	6.8%	9,831
ALL OTHERS (283)	20,314,217	32.7%	19,557,001	7,826,591	40.0%	101,070
TOTALS	62,178,851	100.0%	61,208,778	34,588,371	56.5%	216,867

## 2013 Business Financial Guaranty

COMPANY NAME	DIRECT PREMIUMS WRITTEN	MARKET SHARE	DIRECT PREMIUMS EARNED	DIRECT LOSSES INCURRED	LOSS RATIO	DIRECT DEFENSE & COST CONTAINMENT EXPENSE INCURRED
ASSURED GUAR MUNICIPAL CORP	-	0.0%	337,453	-	0.0%	-
MBIA INS CORP	-	0.0%	273,215	-	0.0%	-
AMBAC ASSUR CORP	-	0.0%	93,653	-	0.0%	-
SYNCORA GUAR INC	-	0.0%	15,667	-	0.0%	-
NATIONAL PUBLIC FINANCE GUAR CORP	-	0.0%	58,164	-	0.0%	-
ASSURED GUAR CORP	-	0.0%	66,289	-	0.0%	-
RADIAN ASSET ASSUR INC	-	0.0%	5,424	-	0.0%	-
FINANCIAL GUAR INS CO	-	0.0%	121,511	-	0.0%	-
TOTALS	-	-	971,376	-	0.0%	-

## Medical Professional Liability

COMPANY NAME	DIRECT PREMIUMS WRITTEN	MARKET SHARE	DIRECT PREMIUMS EARNED	DIRECT LOSSES INCURRED	LOSS RATIO	DIRECT DEFENSE & COST CONTAINMENT EXPENSE INCURRED
AMERICAN CAS CO OF READING PA	1,103,211	5.2%	1,077,806	224,594	20.8%	242,430
DOCTORS CO AN INTERINS EXCH	4,308,777	20.3%	4,416,810	1,455,438	33.0%	981,095
NATIONAL UNION FIRE INS CO OF PITTS	161,872	0.8%	178,181	62,552	35.1%	31,013
MEDICAL PROTECTIVE CO	1,740,668	8.2%	1,842,366	(850,000)	N/A	825,276
WASHINGTON CAS CO	542,246	2.6%	571,708	388,128	67.9%	152,086
UMIA INS INC	487,434	2.3%	518,518	580,110	111.9%	192,734
NCMIC INS CO	454,197	2.1%	457,253	(10,347)	N/A	6,180
PODIATRY INS CO OF AMER	412,742	1.9%	464,932	(58,051)	N/A	365,749
LIBERTY INS UNDERWRITERS INC	315,457	1.5%	312,649	85,285	27.3%	70,198
MEDICAL INS EXCH OF CA	6,256,163	29.5%	6,352,046	6,197,210	97.6%	1,885,283
NORTHWEST DENTISTS INS CO	187,595	0.9%	172,515	-	0.0%	1,981
CONTINENTAL CAS CO	3,371,381	15.9%	3,483,115	672,841	19.3%	515,447
PACO ASSUR CO INC	83,546	0.4%	88,624	(34,637)	N/A	(37,068)
CHURCH MUT INS CO	64,285	0.3%	52,008	1,014	1.9%	222
CINCINNATI INS CO	61,581	0.3%	62,786	(59,232)	N/A	2,242
AMERICAN ALT INS CORP	60,658	0.3%	52,835	(2,716)	N/A	(988)
PREFERRED PROFESSIONAL INS CO	48,258	0.2%	38,741	(313)	N/A	3,294
GREAT DIVIDE INS CO	36,832	0.2%	26,643	4,087	15.3%	1,126
ACE AMER INS CO	196,435	0.9%	187,692	(37,350)	N/A	60,095

## 2013 Business Medical Professional Liability (continued)

PHYSICIANS INS A MUT CO	1,165,480	5.5%	1,148,576	664,838	57.9%	274,208
ALL OTHERS (32)	169,102	0.8%	137,389	(30,829)	N/A	(132,493)
TOTALS	21,227,920	100.0%	21,643,193	9,252,622	42.8%	5,440,110

### Earthquake

COMPANY NAME	DIRECT PREMIUMS WRITTEN	MARKET SHARE	DIRECT PREMIUMS EARNED	DIRECT LOSSES INCURRED	LOSS RATIO	DIRECT DEFENSE & COST CONTAINMENT EXPENSE INCURRED
STATE FARM FIRE & CAS CO	315,268	11.7%	312,973	-	0.0%	-
UNITED SERV AUTOMOBILE ASSN	204,693	7.6%	201,914	(224)	N/A	97
AIG PROP CAS CO	188,540	7.0%	181,521	-	0.0%	-
TRAVELERS PROP CAS CO OF AMER	178,659	6.6%	173,736	(55,145)	N/A	(1,613)
AXIS INS CO	142,317	5.3%	116,283	(11,463)	N/A	(244)
VIGILANT INS CO	116,839	4.3%	109,190	-	0.0%	-
INSURANCE CO OF THE WEST	106,579	3.9%	89,217	-	0.0%	-
XL INS AMER INC	88,533	3.3%	73,734	1,431	1.9%	50
USAA CAS INS CO	79,386	2.9%	76,165	593	0.8%	-
TRAVELERS IND CO	433,373	16.0%	462,087	(230,071)	N/A	(6,795)
ARCH INS CO	53,370	2.0%	31,901	-	0.0%	4
FARMERS INS EXCH	29,686	1.1%	28,947	-	0.0%	-
FARMERS INS CO OF ID	34,282	1.3%	36,721	-	0.0%	-
AMERICAN FAMILY MUT INS CO	35,010	1.3%	34,548	-	0.0%	-
ASSOCIATED IND CORP	35,329	1.3%	28,831	758	2.6%	1,588
LUMBERMENS UNDERWRITING ALLIANCE	36,007	1.3%	54,948	-	0.0%	-
WESTPORT INS CORP	38,695	1.4%	38,299	-	0.0%	-
AUTO OWNERS INS CO	40,986	1.5%	37,449	6	0.0%	-
ALLIANZ GLOBAL RISKS US INS CO	44,338	1.6%	53,210	466	0.9%	82
LIBERTY MUT FIRE INS CO	58,377	2.2%	48,892	-	0.0%	-
ALL OTHERS (97)	443,081	16.4%	463,534	(3,001)	N/A	169
TOTALS	2,703,348	100.0%	2,654,100	(296,650)	N/A	(6,662)

## 2013 Business Group Accident and Health

COMPANY NAME	DIRECT PREMIUMS WRITTEN	MARKET SHARE	DIRECT PREMIUMS EARNED	DIRECT LOSSES INCURRED	LOSS RATIO	DIRECT DEFENSE & COST CONTAINMENT EXPENSE INCURRED
CENTRAL STATES IND CO OF OMAHA	33,733	0.3%	33,790	328	1.0%	-
WESTPORT INS CORP	823,059	6.6%	888,937	596,169	67.1%	(2,180)
STATE FARM MUT AUTO INS CO	1,624,497	13.1%	1,624,497	1,377,360	84.8%	(139)
QBE INS CORP	2,527,543	20.3%	2,528,643	1,429,054	56.5%	53,685
NATIONAL UNION FIRE INS CO OF PITTS	3,678,624	29.6%	3,725,088	2,059,683	55.3%	149,722
ZURICH AMER INS CO	582,234	4.7%	582,524	112,438	19.3%	2,023
AMEX ASSUR CO	358,958	2.9%	356,887	(247,613)	N/A	623
CONTINENTAL CAS CO	524,927	4.2%	199,752	341,810	171.1%	-
UNITED STATES FIRE INS CO	405,252	3.3%	405,252	164,126	40.5%	31
INDEPENDENCE AMER INS CO	221,849	1.8%	221,849	198,439	89.4%	-
AMERICAN BANKERS INS CO OF FL	9,724	0.1%	9,724	(9,485)	N/A	-
BCS INS CO	794,017	6.4%	813,225	495,994	61.0%	230
AXIS INS CO	21,782	0.2%	21,582	9,635	44.6%	386
FEDERAL INS CO	55,921	0.4%	51,716	3,043	5.9%	(254)
AMERICAN SENTINEL INS CO	72,872	0.6%	72,918	43,310	59.4%	-
ARCH INS CO	147,989	1.2%	390,029	55,368	14.2%	2,713
ATLANTIC SPECIALTY INS CO	148,641	1.2%	172,304	33,495	19.4%	1,552
ACE AMER INS CO	149,501	1.2%	154,926	(306,951)	N/A	(423)
IMPERIUM INS CO	235,393	1.9%	235,393	-	0.0%	-
SENTRY INS A MUT CO	20,224	0.2%	18,574	1,763	9.5%	-
ALL OTHERS (13)	8,080	0.1%	8,463	211,352	2497.4%	1,894
TOTALS	12,444,820	100.0%	12,516,073	6,569,318	52.5%	209,863

## Credit Accident and Health (Group and Individual)

COMPANY NAME	DIRECT PREMIUMS WRITTEN	MARKET SHARE	DIRECT PREMIUMS EARNED	DIRECT LOSSES INCURRED	LOSS RATIO	DIRECT DEFENSE & COST CONTAINMENT EXPENSE INCURRED
AMERICAN BANKERS INS CO OF FL	58,761	38.3%	58,761	29,511	50.2%	-
STONEBRIDGE CAS INS CO	5,081	3.3%	5,081	118	2.3%	-
AMERICAN SECURITY INS CO	10,446	6.8%	10,446	(23)	N/A	-
CENTRAL STATES IND CO OF OMAHA	72,305	47.1%	72,305	20,051	27.7%	-
STATE FARM MUT AUTO INS CO	6,892	4.5%	25,408	2,686	10.6%	(345)
TOTALS	153,485	100.0%	172,001	52,343	30.4%	(345)



### 2013 Business Collectively Renewable Accident and Health

COMPANY NAME	DIRECT PREMIUMS WRITTEN	MARKET SHARE	DIRECT PREMIUMS EARNED	DIRECT LOSSES INCURRED	LOSS RATIO	DIRECT DEFENSE & COST CONTAINMENT EXPENSE INCURRED
NATIONAL CAS CO	126	100.0%	126	-	0.0%	-
TOTALS	126	100.0%	126	-	0.0%	-

### Non-Cancelable Accident and Health

COMPANY NAME	DIRECT PREMIUMS WRITTEN	MARKET SHARE	DIRECT PREMIUMS EARNED	DIRECT LOSSES INCURRED	LOSS RATIO	DIRECT DEFENSE & COST CONTAINMENT EXPENSE INCURRED
TRAVELERS IND CO	-	0.0%	12,136	-	0.0%	-
TOTALS	-	-	12,136	-	0.0%	-

### Guaranteed Renewable Accident and Health

COMPANY NAME	DIRECT PREMIUMS WRITTEN	MARKET SHARE	DIRECT PREMIUMS EARNED	DIRECT LOSSES INCURRED	LOSS RATIO	DIRECT DEFENSE & COST CONTAINMENT EXPENSE INCURRED
AMERICAN FAMILY MUT INS CO	9,538	0.2%	48,842	3,277	6.7%	-
NATIONAL UNION FIRE INS CO OF PITTS	224	0.0%	121	21	17.4%	-
INDEPENDENCE AMER INS CO	4,643	0.1%	4,643	-	0.0%	-
AF&L INS CO	7,189	0.2%	7,231	(6,106)	N/A	-
CENTRAL STATES IND CO OF OMAHA	79,497	1.7%	75,860	49,914	65.8%	-
CONTINENTAL CAS CO	847,000	18.3%	342,762	1,273,357	371.5%	-
STATE FARM MUT AUTO INS CO	3,684,004	79.4%	2,595,991	2,212,975	85.2%	8,756
AMERICAN STATES INS CO	5,244	0.1%	(1,517)	96,480	N/A	-
TOTALS	4,637,339	100.0%	3,073,933	3,629,918	118.1%	8,756

### Non-Renewable for Stated Reasons Only

COMPANY NAME	DIRECT PREMIUMS WRITTEN	MARKET SHARE	DIRECT PREMIUMS EARNED	DIRECT LOSSES INCURRED	LOSS RATIO	DIRECT DEFENSE & COST CONTAINMENT EXPENSE INCURRED
STATE FARM MUT AUTO INS CO	405,450	100.0%	422,023	184,683	43.8%	(912)
TOTALS	405,450	100.0%	422,023	184,683	43.8%	(912)

**2013 Business****Other Accident Only**

COMPANY NAME	DIRECT PREMIUMS WRITTEN	MARKET SHARE	DIRECT PREMIUMS EARNED	DIRECT LOSSES INCURRED	LOSS RATIO	DIRECT DEFENSE & COST CONTAINMENT EXPENSE INCURRED
FEDERAL INS CO	1,459	6.1%	1,468	(64)	N/A	(2)
AMERICAN HOME ASSUR CO	1,963	8.1%	1,978	(118)	N/A	-
AMERICAN AUTOMOBILE INS CO	-	0.0%	-	(160)	0.0%	487
FIREMANS FUND INS CO	-	0.0%	-	(12)	0.0%	(2)
OLD REPUBLIC INS CO	20,571	85.3%	17,349	2,614	15.1%	-
NATIONAL CAS CO	114	0.5%	48	-	0.0%	-
TOTALS	24,107	100.0%	20,843	2,260	10.8%	483

**Medicare Title XVIII Exempt from State Taxes and Fees**

COMPANY NAME	DIRECT PREMIUMS WRITTEN	MARKET SHARE	DIRECT PREMIUMS EARNED	DIRECT LOSSES INCURRED	LOSS RATIO	DIRECT DEFENSE & COST CONTAINMENT EXPENSE INCURRED
NONE						

**All Other Accident and Health**

COMPANY NAME	DIRECT PREMIUMS WRITTEN	MARKET SHARE	DIRECT PREMIUMS EARNED	DIRECT LOSSES INCURRED	LOSS RATIO	DIRECT DEFENSE & COST CONTAINMENT EXPENSE INCURRED
STATE FARM MUT AUTO INS CO	105,689	54.5%	107,636	118,753	110.3%	602
MARKEL INS CO	58,978	30.4%	54,393	31,732	58.3%	(1,087)
CENTRAL STATES IND CO OF OMAHA	23,086	11.9%	23,400	(235)	N/A	-
AMERICAN BANKERS INS CO OF FL	6,247	3.2%	6,301	92	1.5%	-
NORTH AMER SPECIALTY INS CO	-	0.0%	-	24,328	0.0%	3,475
TRAVELERS IND CO	-	0.0%	-	(9,030)	0.0%	(29)
MOTORISTS COMMERCIAL MUT INS CO	-	0.0%	-	(4)	0.0%	-
TOTALS	194,000	100.0%	191,730	165,636	86.4%	2,961

**Federal Employee Health Benefits Program Premium**

COMPANY NAME	DIRECT PREMIUMS WRITTEN	MARKET SHARE	DIRECT PREMIUMS EARNED	DIRECT LOSSES INCURRED	LOSS RATIO	DIRECT DEFENSE & COST CONTAINMENT EXPENSE INCURRED
NONE						

## 2013 Business Worker's Compensation

COMPANY NAME	DIRECT PREMIUMS WRITTEN	MARKET SHARE	DIRECT PREMIUMS EARNED	DIRECT LOSSES INCURRED	LOSS RATIO	DIRECT DEFENSE & COST CONTAINMENT EXPENSE INCURRED
ACE AMER INS CO	2,013,842	0.6%	2,016,855	231,761	11.5%	(32,961)
LIBERTY NORTHWEST INS CORP	21,312,761	6.6%	21,873,730	2,140,692	9.8%	597,993
IDAHO STATE INS FUND	195,299,404	60.3%	187,259,194	144,964,298	77.4%	7,855,139
INDEMNITY INS CO OF NORTH AMER	1,300,381	0.4%	1,278,730	181,758	14.2%	9,483
EMPLOYERS COMPENSATION INS CO	2,421,179	0.7%	2,593,114	(299,073)	N/A	401,678
FEDERATED MUT INS CO	1,397,471	0.4%	1,125,262	851,122	75.6%	56,986
LM INS CORP	1,387,782	0.4%	1,528,896	797,935	52.2%	86,695
NEW HAMPSHIRE INS CO	1,326,036	0.4%	1,222,511	1,426,262	116.7%	189,411
ZURICH AMER INS CO	3,862,191	1.2%	4,522,344	3,013,892	66.6%	545,182
INSURANCE CO OF THE STATE OF PA	4,117,248	1.3%	3,326,065	2,857,548	85.9%	302,716
ALASKA NATL INS CO	11,161,103	3.4%	9,514,801	6,205,216	65.2%	438,985
ASSOCIATED LOGGERS EXCH	9,032,930	2.8%	9,218,839	6,120,220	66.4%	(72,276)
TOWER INS CO OF NY	7,431,447	2.3%	8,395,241	4,720,277	56.2%	353,510
TRAVELERS PROP CAS CO OF AMER	6,969,425	2.2%	6,424,608	2,629,622	40.9%	631,921
ADVANTAGE WORKERS COMP INS CO	2,105,370	0.6%	2,226,752	(274,702)	N/A	(63,250)
TWIN CITY FIRE INS CO CO	4,979,650	1.5%	4,642,392	2,206,947	47.5%	312,374
AUTO OWNERS INS CO	2,325,804	0.7%	1,931,071	2,609,564	135.1%	206,265
WORKERS COMP EXCH	2,243,387	0.7%	1,966,109	1,467,298	74.6%	166,744
TRUCK INS EXCH	2,691,952	0.8%	2,589,279	1,049,835	40.5%	55,600
AMERICAN ZURICH INS CO	2,786,966	0.9%	2,569,165	937,277	36.5%	123,538
ALL OTHERS (238)	37,945,843	11.7%	39,063,196	18,218,665	46.6%	2,321,682
TOTALS	324,112,172	100.0%	315,288,154	202,056,414	64.1%	14,487,415

## Other Liability - Occurrence

COMPANY NAME	DIRECT PREMIUMS WRITTEN	MARKET SHARE	DIRECT PREMIUMS EARNED	DIRECT LOSSES INCURRED	LOSS RATIO	DIRECT DEFENSE & COST CONTAINMENT EXPENSE INCURRED
NATIONAL UNION FIRE INS CO OF PITTS	5,884,689	6.4%	6,089,252	2,796,356	45.9%	1,117,689
AMERICAN BANKERS INS CO OF FL	5,765,889	6.3%	4,230,661	1,815,735	42.9%	1,342
FARM BUREAU MUT INS CO OF ID	3,506,741	3.8%	3,375,017	401,077	11.9%	(9,980)
CINCINNATI INS CO	3,271,143	3.6%	3,392,631	1,184,229	34.9%	(14,992)
AMCO INS CO	1,002,032	1.1%	928,659	105,828	11.4%	3,980
FARMERS INS EXCH	1,078,391	1.2%	1,068,661	1,210,545	113.3%	16,473

## 2013 Business Other Liability - Occurrence (continued)

ACE PROP & CAS INS CO	1,194,692	1.3%	1,209,985	663,555	54.8%	227,465
EMPLOYERS MUT CAS CO	1,734,053	1.9%	1,623,990	752,663	46.3%	744,179
AMERICAN STATES INS CO	1,497,119	1.6%	1,615,317	(245,907)	N/A	232,744
TRAVELERS IND CO	1,111,862	1.2%	934,860	896,092	95.9%	3,691
ZURICH AMER INS CO	1,441,740	1.6%	1,842,521	1,103,002	59.9%	1,320,164
OWNERS INS CO	1,125,736	1.2%	1,001,828	(3,911)	N/A	59,939
CONTINENTAL WESTERN INS CO	1,415,683	1.5%	1,459,154	864,234	59.2%	(183,925)
TRAVELERS PROP CAS CO OF AMER	1,313,759	1.4%	1,498,371	4,389	0.3%	178,868
STARR IND & LIAB CO	1,171,795	1.3%	1,146,176	498,664	43.5%	106,263
CATERPILLAR INS CO	2,690,266	2.9%	3,222,180	1,134,016	35.2%	-
XL INS AMER INC	1,818,625	2.0%	1,527,544	1,062,622	69.6%	55,927
CUMIS INS SOCIETY INC	2,460,567	2.7%	2,303,955	1,260,835	54.7%	-
SAFECO INS CO OF AMER	1,834,728	2.0%	1,773,938	252,703	14.2%	(42,801)
STATE FARM FIRE & CAS CO	2,999,583	3.3%	2,955,091	93,721	3.2%	(32,834)
ALL OTHERS (341)	47,522,640	51.7%	44,914,065	11,663,646	26.0%	1,600,544
TOTALS	91,841,733	100.0%	88,113,856	27,514,094	31.2%	5,384,736

## Other Liability - Claims-Made

COMPANY NAME	DIRECT PREMIUMS WRITTEN	MARKET SHARE	DIRECT PREMIUMS EARNED	DIRECT LOSSES INCURRED	LOSS RATIO	DIRECT DEFENSE & COST CONTAINMENT EXPENSE INCURRED
ALPS PROP & CAS INS CO	2,477,971	6.0%	2,436,743	680,382	27.9%	1,620,772
ACE AMER INS CO	814,245	2.0%	667,918	251,748	37.7%	33,572
GREAT AMER INS CO	890,168	2.2%	440,137	34,748	7.9%	2,089
ZURICH AMER INS CO	944,254	2.3%	848,624	45,033	5.3%	(17,697)
PHILADELPHIA IND INS CO	1,136,410	2.8%	1,139,468	21,167	1.9%	49,216
CALIFORNIA INS CO	1,666,453	4.1%	1,457,537	38,301	2.6%	-
BERKLEY INS CO	513,646	1.2%	523,350	282,505	54.0%	1,414
FEDERAL INS CO	2,230,181	5.4%	2,239,750	(79,991)	N/A	482,599
WESTCHESTER FIRE INS CO	744,990	1.8%	679,887	284,652	41.9%	12,932
TRAVELERS CAS & SURETY CO OF AMER	3,273,463	8.0%	2,730,552	676,339	24.8%	826,733
CONTINENTAL CAS CO	4,572,199	11.1%	4,454,210	945,435	21.2%	1,333,390
NATIONAL UNION FIRE INS CO OF PITTS	5,263,350	12.8%	4,236,149	(422,191)	N/A	607,021
XL SPECIALTY INS CO	2,110,199	5.1%	1,896,403	633,910	33.4%	465,985
OLD REPUBLIC INS CO	725,695	1.8%	651,958	76,849	11.8%	(112,878)

## 2013 Business Other Liability - Claims-Made (continued)

CINCINNATI INS CO	634,987	1.5%	576,744	22,813	4.0%	(50,768)
ARCH INS CO	650,585	1.6%	588,005	161,684	27.5%	19,712
UNITED STATES LIAB INS CO	676,919	1.6%	653,745	(7,099)	N/A	(121,275)
AMERICAN GUAR & LIAB INS	553,049	1.3%	652,817	341,117	52.3%	266,021
BEAZLEY INS CO INC	556,380	1.4%	1,071,230	(194,011)	N/A	128,588
DARWIN NATL ASSUR CO	691,144	1.7%	721,658	193,666	26.8%	15,112,310
ALL OTHERS (156)	9,966,004	24.3%	9,411,631	6,064,682	64.4%	3,622,930
TOTALS	41,092,292	100.0%	38,078,516	10,051,739	26.4%	24,282,666

## Excess Worker's Compensation

COMPANY NAME	DIRECT PREMIUMS WRITTEN	MARKET SHARE	DIRECT PREMIUMS EARNED	DIRECT LOSSES INCURRED	LOSS RATIO	DIRECT DEFENSE & COST CONTAINMENT EXPENSE INCURRED
ACE AMER INS CO	131,309	8.8%	131,616	163,033	123.9%	(13,247)
LIBERTY INS CORP	810	0.1%	810	1,648,494	#####	(268)
TRAVELERS PROP CAS CO OF AMER	941	0.1%	2,062	12,043	584.0%	(410)
FEDERAL INS CO	1,143	0.1%	992	(1,481)	N/A	(183)
GREAT NORTHERN INS CO	2,103	0.1%	2,165	521	24.1%	(5)
ZURICH AMER INS CO	4,431	0.3%	4,355	25,524	586.1%	5,255
CONTINENTAL INS CO	-	0.0%	-	3,005,501	0.0%	-
NATIONAL UNION FIRE INS CO OF PITTS	123,717	8.3%	107,553	14,429	13.4%	505
ST PAUL MERCURY INS CO	-	0.0%	-	(249)	0.0%	-
LM INS CORP	236,735	15.9%	272,197	241,065	88.6%	128
SAFETY NATL CAS CORP	945,057	63.4%	910,523	338,936	37.2%	7,885
REPWEST INS CO	-	0.0%	-	(224,874)	0.0%	-
HARTFORD CAS INS CO	-	0.0%	-	(198)	0.0%	(183)
TIG INS CO	-	0.0%	-	60,544	0.0%	(7,118)
PACIFIC IND CO	13	0.0%	13	(8)	N/A	(1)
EMPLOYERS INS OF WAUSAU	-	0.0%	-	(157)	0.0%	-
UNITED STATES FIDELITY & GUAR CO	-	0.0%	-	79,468	0.0%	3,161
XL SPECIALTY INS CO	43,501	2.9%	42,156	19,060	45.2%	1,906
PRAETORIAN INS CO	-	0.0%	-	(127)	0.0%	(24)
OLD REPUBLIC INS CO	496	0.0%	385	(4,290)	N/A	21
TRAVELERS IND CO	-	0.0%	-	(12)	0.0%	-
ST PAUL PROTECTIVE INS CO	-	0.0%	-	(186)	0.0%	-

## 2013 Business Excess Worker's Compensation (continued)

WESTPORT INS CORP	-	0.0%	207	(560,430)	N/A	(15,768)
DISCOVER PROP & CAS INS CO	-	0.0%	-	695	0.0%	9
FIDELITY & GUAR INS CO	-	0.0%	-	(107,256)	0.0%	(2,978)
FIDELITY & GUAR INS UNDERWRITERS INC	-	0.0%	-	21,521	0.0%	2,341
GENERAL REINS CORP	-	0.0%	-	(88,330)	0.0%	(1,414)
TRAVELERS CAS & SURETY CO	-	0.0%	-	(46,168)	0.0%	(155)
CONTINENTAL CAS CO	-	0.0%	-	2,059,553	0.0%	100,229
ST PAUL FIRE & MARINE INS CO	-	0.0%	-	(24,074)	0.0%	(225)
TOTALS	1,490,256	100.0%	1,475,034	6,632,547	449.7%	79,461

## Products Liability

COMPANY NAME	DIRECT PREMIUMS WRITTEN	MARKET SHARE	DIRECT PREMIUMS EARNED	DIRECT LOSSES INCURRED	LOSS RATIO	DIRECT DEFENSE & COST CONTAINMENT EXPENSE INCURRED
NATIONAL UNION FIRE INS CO OF PITTS	155,129	2.3%	169,277	59,377	35.1%	21,923
AMCO INS CO	166,359	2.5%	183,309	394,091	215.0%	24,886
FARMLAND MUT INS CO	165,673	2.5%	153,342	(2,834)	N/A	4,480
LIBERTY MUT FIRE INS CO	111,200	1.7%	109,976	48,056	43.7%	4,017
NATIONWIDE AGRIBUSINESS INS CO	112,638	1.7%	118,097	93,470	79.1%	642,948
CINCINNATI CAS CO	114,604	1.7%	105,314	36,976	35.1%	19,578
ACE AMER INS CO	115,082	1.7%	112,554	(2,240,240)	N/A	14,674
THE CINCINNATI IND CO	116,585	1.7%	92,503	31,167	33.7%	20,774
CINCINNATI INS CO	728,875	10.9%	719,276	322,851	44.9%	(8,514)
OLD REPUBLIC INS CO	145,383	2.2%	111,215	41,107	37.0%	29,323
EMPLOYERS MUT CAS CO	166,421	2.5%	164,872	(24,602)	N/A	51
SENTRY INS A MUT CO	142,965	2.1%	255,289	3,419	1.3%	(69,896)
AMERICAN GUAR & LIAB INS	709,001	10.6%	569,486	206,400	36.2%	33,661
FEDERATED MUT INS CO	176,808	2.6%	134,217	95,393	71.1%	50,424
TRAVELERS PROP CAS CO OF AMER	177,706	2.7%	165,013	36,122	21.9%	25,425
TWIN CITY FIRE INS CO CO	186,231	2.8%	162,775	15,726	9.7%	7,332
GRANITE STATE INS CO	217,126	3.3%	195,456	133,980	68.5%	14,734
HARTFORD FIRE IN CO	321,892	4.8%	291,955	96,319	33.0%	61,719
FEDERAL INS CO	349,083	5.2%	306,525	38,934	12.7%	(192,909)
UNITED FIRE & CAS CO	627,980	9.4%	605,997	(16,539)	-2.7%	55,014
ALL OTHERS (151)	1,673,240	25.0%	1,642,851	1,147,320	69.8%	3,473,368
TOTALS	6,679,981	100.0%	6,369,299	516,493	8.1%	4,233,012

## 2013 Business Private Passenger Auto No-Fault (Personal Injury Protection)

COMPANY NAME	DIRECT PREMIUMS WRITTEN	MARKET SHARE	DIRECT PREMIUMS EARNED	DIRECT LOSSES INCURRED	LOSS RATIO	DIRECT DEFENSE & COST CONTAINMENT EXPENSE INCURRED
LIBERTY NORTHWEST INS CORP	-	0.0%	-	57	0.0%	121
ESSENTIA INS CO	-	0.0%	-	-	0.0%	(2)
HARTFORD INS CO OF THE MIDWEST	-	0.0%	-	(54)	0.0%	(5)
PRAETORIAN INS CO	-	0.0%	-	(54)	0.0%	(12)
LM GEN INS CO	-	0.0%	-	1,998	0.0%	-
STATE FARM MUT AUTO INS CO	-	0.0%	-	8,119	0.0%	(3)
SUBLIMITY INS CO	-	0.0%	-	(4,328)	0.0%	(201)
GEICO GEN INS CO	-	0.0%	-	39,016	0.0%	740
PROGRESSIVE NORTHWESTERN INS CO	-	0.0%	-	113,331	0.0%	(26,927)
UNIGARD INS CO	-	0.0%	-	(3,560)	0.0%	(257)
STATE FARM FIRE & CAS CO	-	0.0%	-	7,555	0.0%	-
LIBERTY MUT INS CO	-	0.0%	-	-	0.0%	10,776
LIBERTY MUT FIRE INS CO	-	0.0%	-	4,457	0.0%	-
GOVERNMENT EMPLOYEES INS CO	-	0.0%	-	3,885	0.0%	-
GEICO IND CO	-	0.0%	-	(9,206)	0.0%	1,125
PROGRESSIVE DIRECT INS CO	-	0.0%	-	12,008	0.0%	41
OREGON MUT INS CO	12	0.0%	12	-	0.0%	(1)
CASUALTY UNDERWRITERS INS CO	6,395	0.8%	6,434	(2,104)	N/A	-
ENUMCLAW PROP & CAS INS CO	263,451	31.3%	225,656	149,285	66.2%	13,244
MUTUAL OF ENUMCLAW INS CO	570,767	67.9%	603,768	382,730	63.4%	18,488
TRAVELERS HOME & MARINE INS CO	-	0.0%	-	4,387	0.0%	-
ATLANTIC SPECIALTY INS CO	-	0.0%	-	(13)	0.0%	(1)
ALL OTHERS (1)	(77)	0.0%	(82)	-	0.0%	-
TOTALS	840,548	100.0%	835,788	707,509	84.7%	17,126

## Other Private Passenger Auto Liability

COMPANY NAME	DIRECT PREMIUMS WRITTEN	MARKET SHARE	DIRECT PREMIUMS EARNED	DIRECT LOSSES INCURRED	LOSS RATIO	DIRECT DEFENSE & COST CONTAINMENT EXPENSE INCURRED
PROGRESSIVE DIRECT INS CO	14,270,874	3.4%	14,031,191	7,283,617	51.9%	57,508
LIBERTY MUT FIRE INS CO	5,627,066	1.3%	6,240,061	4,499,086	72.1%	224,537
AUTO OWNERS INS CO	5,708,575	1.4%	5,547,323	5,762,647	103.9%	497,487
USAA CAS INS CO	6,093,143	1.5%	6,039,017	4,792,540	79.4%	181,748

### 2013 Business Other Private Passenger Auto Liability (continued)

STATE FARM FIRE & CAS CO	6,184,783	1.5%	6,008,321	3,809,379	63.4%	156,616
UNITED SERV AUTOMOBILE ASSN	7,070,684	1.7%	7,017,661	5,468,806	77.9%	(15,503)
AMERICAN FAMILY MUT INS CO	12,378,976	3.0%	12,636,266	5,427,747	43.0%	56,191
GEICO GEN INS CO	14,079,373	3.4%	14,535,171	9,619,779	66.2%	723,781
ALLSTATE FIRE & CAS INS CO	21,567,366	5.2%	21,241,941	16,254,201	76.5%	791,274
PROGRESSIVE NORTHWESTERN INS CO	25,366,654	6.1%	25,257,558	16,432,745	65.1%	128,958
FARM BUREAU MUT INS CO OF ID	42,565,591	10.2%	40,718,755	29,957,709	73.6%	2,340,854
FARMERS INS CO OF ID	46,667,743	11.2%	46,022,685	26,207,134	56.9%	(82,099)
STATE FARM MUT AUTO INS CO	53,196,893	12.7%	52,701,124	28,005,013	53.1%	1,925,374
GEICO IND CO	9,428,272	2.3%	10,092,771	5,788,774	57.4%	245,268
VIKING INS CO OF WI	13,359,631	3.2%	13,166,897	8,768,356	66.6%	65,634
SAFECO INS CO OF IL	27,735,183	6.6%	26,293,228	13,105,696	49.8%	1,260,978
GOVERNMENT EMPLOYEES INS CO	4,509,841	1.1%	4,637,858	2,272,898	49.0%	187,595
ALLSTATE INS CO	5,016,895	1.2%	5,274,097	2,420,799	45.9%	(77,075)
ALLSTATE IND CO	5,257,443	1.3%	5,365,717	2,785,335	51.9%	29,522
METROPOLITAN PROP & CAS INS CO	5,218,029	1.2%	5,087,462	2,700,951	53.1%	(24,149)
ALL OTHERS (149)	87,172,306	20.8%	83,352,898	49,454,930	59.3%	1,317,226
TOTALS	418,475,321	100.0%	411,268,002	250,818,142	61.0%	9,991,725

### Commercial Auto No-Fault (Personal Injury Protection)

COMPANY NAME	DIRECT PREMIUMS WRITTEN	MARKET SHARE	DIRECT PREMIUMS EARNED	DIRECT LOSSES INCURRED	LOSS RATIO	DIRECT DEFENSE & COST CONTAINMENT EXPENSE INCURRED
PRAETORIAN INS CO	-	0.0%	-	(2)	0.0%	-
GRANGE INS ASSN	-	0.0%	-	14,455	0.0%	6
UNIVERSAL UNDERWRITERS OF TX INS	-	0.0%	-	(1,423)	0.0%	(332)
AMERISURE MUT INS CO	-	0.0%	-	(1)	0.0%	-
PHILADELPHIA IND INS CO	71	0.0%	38	(9)	N/A	(2)
QBE INS CORP	-	0.0%	-	(618)	0.0%	(131)
AXIS INS CO	87	0.0%	36	18	50.0%	-
COREPOINTE INS CO	167	0.1%	128	10	7.8%	2
GREAT WEST CAS CO	-	0.0%	-	4,500	0.0%	-
MAIDEN REINS CO	-	0.0%	(1)	(16)	1600.0%	-
UNIVERSAL UNDERWRITERS INS CO	1	0.0%	1	-	0.0%	-
VANLINER INS CO	280	0.2%	285	-	0.0%	-



**2013 Business**  
**Commercial Auto No-Fault (Personal Injury Protection) (continued)**

COMPANY NAME	DIRECT PREMIUMS WRITTEN	MARKET SHARE	DIRECT PREMIUMS EARNED	DIRECT LOSSES INCURRED	LOSS RATIO	DIRECT DEFENSE & COST CONTAINMENT EXPENSE INCURRED
NORTH RIVER INS CO	-	0.0%	-	60	0.0%	(8)
STONINGTON INS CO	-	0.0%	-	(755)	0.0%	(160)
LIBERTY MUT FIRE INS CO	-	0.0%	-	-	0.0%	(5)
UNITED STATES FIRE INS CO	-	0.0%	-	520	0.0%	83
MID-CENTURY INS CO	-	0.0%	-	(111)	0.0%	(13)
MUTUAL OF ENUMCLAW INS CO	184,627	99.8%	182,829	62,134	34.0%	(110)
AMERICAN STATES INS CO	-	0.0%	-	(4,999)	0.0%	-
NATIONAL UNION FIRE INS CO OF PITTS	-	0.0%	-	(3)	0.0%	-
ZURICH AMER INS CO	-	0.0%	-	(2)	0.0%	(7)
UNITED FINANCIAL CAS CO	-	0.0%	-	16,414	0.0%	(741)
HUDSON INS CO	24	0.0%	20	13	65.0%	-
ALL OTHERS (3)	(187)	-0.1%	(171)	(50)	29.2%	(10)
TOTALS	185,070	100.0%	183,165	90,135	49.2%	(1,428)

**Other Commercial Auto Liability**

COMPANY NAME	DIRECT PREMIUMS WRITTEN	MARKET SHARE	DIRECT PREMIUMS EARNED	DIRECT LOSSES INCURRED	LOSS RATIO	DIRECT DEFENSE & COST CONTAINMENT EXPENSE INCURRED
NATIONAL IND CO	1,339,555	1.5%	982,835	157,101	16.0%	2,511
NATIONAL INTERSTATE INS CO	1,842,627	2.0%	1,993,691	840,156	42.1%	144,339
NORTH PACIFIC INS CO	1,738,866	1.9%	1,782,083	435,769	24.5%	(89,482)
EMPLOYERS MUT CAS CO	1,518,132	1.7%	1,457,384	350,017	24.0%	38,938
ACURITY A MUT INS CO	1,360,505	1.5%	1,278,413	1,029,953	80.6%	692
PHILADELPHIA IND INS CO	1,328,375	1.4%	1,371,317	795,089	58.0%	69,255
OHIO SECURITY INS CO	1,308,996	1.4%	1,133,266	1,239,430	109.4%	25,156
OWNERS INS CO	1,299,192	1.4%	1,227,706	1,369,885	111.6%	156,644
AUTO OWNERS INS CO	1,283,384	1.4%	1,122,600	761,428	67.8%	62,168
ZURICH AMER INS CO	1,248,593	1.4%	1,452,606	1,768,696	121.8%	214,250
MUTUAL OF ENUMCLAW INS CO	3,077,000	3.3%	2,919,863	476,793	16.3%	46,391
NATIONWIDE MUT INS CO	1,435,485	1.6%	1,665,809	777,629	46.7%	20,543
GREAT WEST CAS CO	6,807,388	7.4%	6,490,989	3,634,141	56.0%	283,369
NORTHLAND INS CO	1,986,924	2.2%	1,937,405	1,935,119	99.9%	257,816
CINCINNATI INS CO	3,587,035	3.9%	3,640,590	2,009,245	55.2%	95,552
WESTERN COMM INS CO	3,994,640	4.3%	3,912,661	1,805,905	46.2%	147,172
UNITED FINANCIAL CAS CO	6,898,960	7.5%	6,799,370	5,991,313	88.1%	413,686

## 2013 Business Other Commercial Auto Liability (continued)

CONTINENTAL WESTERN INS CO	3,004,855	3.3%	2,959,607	(118,579)	N/A	(153,320)
OREGON MUT INS CO	2,152,724	2.3%	2,132,945	1,303,870	61.1%	23,814
NATIONAL CAS CO	2,140,115	2.3%	2,053,025	1,549,277	75.5%	64,528
ALL OTHERS (272)	42,518,545	46.3%	40,929,327	19,989,563	48.8%	2,214,119
TOTALS	91,871,896	100.0%	89,243,492	48,101,800	53.9%	4,038,141

## Private Passenger Auto Physical Damage

COMPANY NAME	DIRECT PREMIUMS WRITTEN	MARKET SHARE	DIRECT PREMIUMS EARNED	DIRECT LOSSES INCURRED	LOSS RATIO	DIRECT DEFENSE & COST CONTAINMENT EXPENSE INCURRED
GEICO IND CO	5,412,094	1.9%	5,559,336	3,346,296	60.2%	7,969
ALLSTATE INS CO	5,758,019	2.0%	5,980,301	1,638,613	27.4%	6,620
METROPOLITAN PROP & CAS INS CO	3,902,341	1.4%	3,793,611	1,911,483	50.4%	1,402
PROGRESSIVE DIRECT INS CO	6,540,846	2.3%	6,346,747	4,636,465	73.1%	(509)
USAA CAS INS CO	4,944,065	1.8%	4,868,514	3,147,734	64.7%	28,817
FARM BUREAU MUT INS CO OF ID	32,153,387	11.4%	30,538,872	21,122,502	69.2%	446,379
ALLSTATE PROP & CAS INS CO	3,751,059	1.3%	3,800,564	1,321,322	34.8%	(1,399)
FARMERS INS CO OF ID	26,919,134	9.5%	28,096,252	17,048,783	60.7%	2,253
SAFECO INS CO OF IL	19,864,575	7.0%	18,439,242	10,475,606	56.8%	14,914
ALLSTATE FIRE & CAS INS CO	18,986,039	6.7%	18,416,186	9,294,923	50.5%	24,351
PROGRESSIVE NORTHWESTERN INS CO	13,534,544	4.8%	13,469,548	8,645,398	64.2%	17,594
GEICO GEN INS CO	8,469,549	3.0%	8,568,927	5,905,271	68.9%	15,632
UNITED SERV AUTOMOBILE ASSN	6,869,703	2.4%	6,918,118	4,063,592	58.7%	37,661
LIBERTY MUT FIRE INS CO	4,264,219	1.5%	4,711,243	2,058,457	43.7%	6,478
AMERICAN FAMILY MUT INS CO	7,759,693	2.8%	7,782,207	4,573,633	58.8%	33,766
MUTUAL OF ENUMCLAW INS CO	3,519,015	1.2%	3,656,995	2,311,906	63.2%	55,903
STATE FARM MUT AUTO INS CO	38,352,654	13.6%	37,658,378	24,870,018	66.0%	141,119
STATE FARM FIRE & CAS CO	3,395,032	1.2%	3,299,187	2,290,100	69.4%	(1,922)
GOVERNMENT EMPLOYEES INS CO	3,129,420	1.1%	3,157,675	2,109,487	66.8%	5,363
ALLSTATE IND CO	3,022,658	1.1%	3,036,514	1,454,320	47.9%	6,711
ALL OTHERS (135)	61,556,834	21.8%	58,352,717	36,487,920	62.5%	177,992
TOTALS	282,104,880	100.0%	276,451,134	168,713,829	61.0%	1,027,094

## 2013 Business Commercial Auto Physical Damage

COMPANY NAME	DIRECT PREMIUMS WRITTEN	MARKET SHARE	DIRECT PREMIUMS EARNED	DIRECT LOSSES INCURRED	LOSS RATIO	DIRECT DEFENSE & COST CONTAINMENT EXPENSE INCURRED
OHIO SECURITY INS CO	527,137	1.3%	453,065	267,954	59.1%	1,483
NATIONWIDE MUT INS CO	538,415	1.3%	609,129	328,776	54.0%	875
NATIONAL IND CO	555,546	1.4%	396,078	105,982	26.8%	19,938
TRUCK INS EXCH	565,452	1.4%	613,939	265,882	43.3%	1,133
OREGON MUT INS CO	901,026	2.2%	883,047	636,213	72.0%	-
ACUITY A MUT INS CO	581,751	1.4%	587,941	502,228	85.4%	1,337
NORTH PACIFIC INS CO	630,545	1.6%	665,448	611,056	91.8%	1,003
AUTO OWNERS INS CO	633,559	1.6%	546,446	243,986	44.6%	10,466
OWNERS INS CO	644,460	1.6%	623,707	452,902	72.6%	(20)
NATIONAL INTERSTATE INS CO	652,733	1.6%	655,102	374,443	57.2%	5,360
GREAT WEST CAS CO	5,069,174	12.5%	4,634,331	2,721,250	58.7%	3,972
SPARTA INS CO	661,589	1.6%	540,508	364,637	67.5%	26,811
EMPLOYERS MUT CAS CO	617,726	1.5%	596,049	280,342	47.0%	(1,245)
CONTINENTAL WESTERN INS CO	1,081,162	2.7%	1,053,987	933,653	88.6%	11,336
MUTUAL OF ENUMCLAW INS CO	1,118,106	2.8%	1,122,284	914,895	81.5%	31,640
NATIONAL CAS CO	1,132,470	2.8%	1,033,934	999,635	96.7%	35,099
NORTHLAND INS CO	1,135,501	2.8%	1,058,091	430,117	40.7%	7,270
CINCINNATI INS CO	1,148,316	2.8%	1,194,785	775,158	64.9%	4,083
WESTERN COMM INS CO	2,168,449	5.4%	2,082,089	1,402,418	67.4%	29,126
UNITED FINANCIAL CAS CO	3,353,603	8.3%	3,184,558	1,971,791	61.9%	8,522
ALL OTHERS (247)	16,686,094	41.3%	16,364,270	9,732,813	59.5%	322,532
TOTALS	40,402,814	100.0%	38,898,788	24,316,131	62.5%	520,721

## Aircraft

COMPANY NAME	DIRECT PREMIUMS WRITTEN	MARKET SHARE	DIRECT PREMIUMS EARNED	DIRECT LOSSES INCURRED	LOSS RATIO	DIRECT DEFENSE & COST CONTAINMENT EXPENSE INCURRED
AMERICAN ALT INS CORP	138,049	1.1%	125,120	24,856	19.9%	534
US SPECIALTY INS CO	546,539	4.2%	493,725	88,599	17.9%	61,715
ACE AMER INS CO	190,756	1.5%	190,756	(701)	N/A	213
NATIONAL LIAB & FIRE INS CO	95,406	0.7%	108,153	(90,615)	N/A	(17,544)
GENERAL REINS CORP	95,408	0.7%	108,155	(67,620)	N/A	(10,738)
NORTH AMER SPECIALTY INS CO	136,033	1.0%	102,697	14,719	14.3%	3,000

## 2013 Business Aircraft (continued)

LIBERTY MUT INS CO	183,525	1.4%	209,084	5,297	2.5%	18,751
HALLMARK INS CO	207,484	1.6%	224,559	122,025	54.3%	-
AVEMCO INS CO	278,517	2.1%	299,984	91,556	30.5%	15,250
NORTH AMER ELITE INS CO	321,922	2.5%	205,640	28,473	13.8%	3,791
QBE INS CORP	385,051	3.0%	342,729	(12,480)	N/A	(7,996)
CATLIN INS CO	651,250	5.0%	512,040	310,772	60.7%	15,372
XL SPECIALTY INS CO	749,726	5.8%	598,586	7,578,059	1266.0%	512,469
OLD REPUBLIC INS CO	847,886	6.5%	828,337	144,643	17.5%	25,847
STARNET INS CO	1,031,978	8.0%	996,930	(242,772)	N/A	85,484
FEDERAL INS CO	1,241,922	9.6%	1,579,288	519,971	32.9%	12,739
STARR IND & LIAB CO	1,400,951	10.8%	766,894	654,739	85.4%	64,593
NATIONAL UNION FIRE INS CO OF PITTS	3,064,815	23.6%	3,063,881	1,057,441	34.5%	1,188
ALLIANZ GLOBAL RISKS US INS CO	798,861	6.2%	847,068	(169,405)	N/A	26,914
STATE NATL INS CO INC	352,012	2.7%	243,082	-	0.0%	-
ALL OTHERS (29)	252,040	1.9%	444,423	(216,962)	N/A	(51,170)
TOTALS	12,970,131	100.0%	12,291,131	9,840,595	80.1%	760,412

## Fidelity

COMPANY NAME	DIRECT PREMIUMS WRITTEN	MARKET SHARE	DIRECT PREMIUMS EARNED	DIRECT LOSSES INCURRED	LOSS RATIO	DIRECT DEFENSE & COST CONTAINMENT EXPENSE INCURRED
GREAT AMER INS CO	122,559	4.1%	112,752	(2,376)	N/A	(3,347)
FEDERATED MUT INS CO	56,732	1.9%	47,278	1,428	3.0%	22
HARTFORD FIRE IN CO	69,101	2.3%	67,184	93,133	138.6%	86,019
FIDELITY & DEPOSIT CO OF MD	76,947	2.6%	78,192	2,528	3.2%	687
FEDERAL INS CO	280,761	9.4%	255,250	483,800	189.5%	645
CUMIS INS SOCIETY INC	575,978	19.3%	576,780	(1,034,281)	N/A	(1,637)
TRAVELERS CAS & SURETY CO OF AMER	630,708	21.1%	477,921	(49,074)	N/A	91,082
BERKLEY REGIONAL INS CO	134,519	4.5%	87,482	8,389	9.6%	(7,663)
NATIONAL UNION FIRE INS CO OF PITTS	134,050	4.5%	115,860	478,684	413.2%	12,734
ST PAUL FIRE & MARINE INS CO	43,042	1.4%	39,017	9,902	25.4%	1,024
UNIVERSAL UNDERWRITERS INS CO	40,677	1.4%	48,637	14,633	30.1%	(229)
EVEREST NATL INS CO	116,070	3.9%	39,864	27,455	68.9%	6,034
CONTINENTAL INS CO	31,768	1.1%	31,705	43,429	137.0%	-
EMPLOYERS MUT CAS CO	43,019	1.4%	39,972	(4,249)	N/A	(351)

### 2013 Business Fidelity (continued)

CONTINENTAL CAS CO	33,810	1.1%	39,020	10,432	26.7%	1,727
WESTCHESTER FIRE INS CO	28,710	1.0%	28,365	27,244	96.0%	1,243
FEDERATED SERV INS CO	20,073	0.7%	19,627	(1,874)	N/A	15
WESTERN SURETY CO	199,914	6.7%	192,309	33,750	17.5%	-
ZURICH AMER INS CO	42,202	1.4%	107,766	10,971	10.2%	1,656
CINCINNATI INS CO	34,655	1.2%	33,386	(4,034)	N/A	1,329
ALL OTHERS (80)	270,307	9.1%	273,607	274,083	100.2%	86,617
TOTALS	2,985,602	100.0%	2,711,974	423,973	15.6%	277,607

### Surety

COMPANY NAME	DIRECT PREMIUMS WRITTEN	MARKET SHARE	DIRECT PREMIUMS EARNED	DIRECT LOSSES INCURRED	LOSS RATIO	DIRECT DEFENSE & COST CONTAINMENT EXPENSE INCURRED
HANOVER INS CO	261,196	1.4%	279,050	17,069	6.1%	(37,537)
AMERICAN CONTRACTORS IND CO	226,621	1.2%	200,433	(28,544)	N/A	6,160
DEVELOPERS SURETY & IND CO	653,972	3.5%	748,438	(178,792)	N/A	(73,396)
CINCINNATI INS CO	406,515	2.2%	521,683	(229,136)	N/A	17,126
NATIONWIDE MUT INS CO	274,674	1.5%	251,869	101,724	40.4%	(660)
MERCHANTS BONDING CO A MUT	278,281	1.5%	289,091	2,583	0.9%	2,182
OHIO CAS INS CO	364,267	1.9%	316,452	(130,570)	N/A	11,608
BERKLEY REGIONAL INS CO	368,500	2.0%	443,565	193,767	43.7%	(6,150)
LEXON INS CO	413,511	2.2%	409,736	(61,119)	N/A	76,119
SAFECO INS CO OF AMER	422,481	2.2%	500,060	706,057	141.2%	(10,096)
ALLEGHENY CAS CO	452,302	2.4%	524,404	(1,236)	N/A	(382)
GREAT AMER INS CO	468,945	2.5%	424,257	73,923	17.4%	14,194
WESTCHESTER FIRE INS CO	605,085	3.2%	544,698	65,090	11.9%	18,662
NORTH AMER SPECIALTY INS CO	799,839	4.3%	794,343	(221,843)	N/A	(45,605)
OLD REPUBLIC SURETY CO	209,246	1.1%	200,995	(5,999)	N/A	(2,600)
WESTERN SURETY CO	1,700,342	9.0%	1,556,085	(71,960)	N/A	(60,686)
HARTFORD FIRE IN CO	572,337	3.0%	650,176	126,806	19.5%	10,163
FIDELITY & DEPOSIT CO OF MD	1,261,972	6.7%	1,401,282	(43,461)	N/A	(21,336)
TRAVELERS CAS & SURETY CO OF AMER	3,113,506	16.5%	2,900,469	(282,786)	N/A	(225,854)
LIBERTY MUT INS CO	2,663,396	14.2%	2,648,303	287,995	10.9%	38,562
ALL OTHERS (125)	3,298,544	17.5%	3,516,476	(4,361,827)	N/A	(186,153)
TOTALS	18,815,532	100.0%	19,121,865	(4,042,259)	N/A	(475,679)

## 2013 Business Burglary and Theft

COMPANY NAME	DIRECT PREMIUMS WRITTEN	MARKET SHARE	DIRECT PREMIUMS EARNED	DIRECT LOSSES INCURRED	LOSS RATIO	DIRECT DEFENSE & COST CONTAINMENT EXPENSE INCURRED
UNIVERSAL UNDERWRITERS OF TX INS	5,851	1.2%	6,459	93	1.4%	-
DARWIN NATL ASSUR CO	11,227	2.3%	8,330	2,157	25.9%	1,111
VIGILANT INS CO	4,451	0.9%	4,291	(77)	N/A	(4)
WESTCHESTER FIRE INS CO	5,487	1.1%	3,247	(2,871)	N/A	(599)
FEDERATED MUT INS CO	8,419	1.7%	7,519	-	0.0%	3
FIDELITY & DEPOSIT CO OF MD	8,627	1.8%	8,617	345	4.0%	-
HANOVER INS CO	9,813	2.0%	5,458	-	0.0%	-
US SPECIALTY INS CO	19,286	3.9%	20,233	2,888	14.3%	-
ATLANTIC SPECIALTY INS CO	14,584	3.0%	8,551	3,695	43.2%	194
UNIVERSAL UNDERWRITERS INS CO	15,413	3.1%	15,782	226	1.4%	-
CINCINNATI INS CO	15,655	3.2%	13,915	-	0.0%	-
EMPLOYERS MUT CAS CO	5,001	1.0%	6,571	54	0.8%	(2)
HARTFORD FIRE IN CO	17,922	3.7%	15,766	1,892	12.0%	785
HISCOX INS CO INC	10,358	2.1%	23,415	4,236	18.1%	-
ZURICH AMER INS CO	19,423	4.0%	21,204	-	0.0%	-
WESTERN COMM INS CO	24,224	4.9%	22,288	7,566	33.9%	-
NATIONWIDE MUT INS CO	26,017	5.3%	27,321	(95)	N/A	14
FEDERAL INS CO	28,330	5.8%	48,416	9,002	18.6%	268
NATIONAL UNION FIRE INS CO OF PITTS	54,008	11.0%	47,454	(4,438)	N/A	(49)
TRAVELERS CAS & SURETY CO OF AMER	130,166	26.6%	114,718	11,254	9.8%	2,508
ALL OTHERS (71)	55,630	11.4%	50,546	383	0.8%	1,415
TOTALS	489,892	100.0%	480,101	36,310	7.6%	5,644

## Boiler and Machinery

COMPANY NAME	DIRECT PREMIUMS WRITTEN	MARKET SHARE	DIRECT PREMIUMS EARNED	DIRECT LOSSES INCURRED	LOSS RATIO	DIRECT DEFENSE & COST CONTAINMENT EXPENSE INCURRED
TRAVELERS PROP CAS CO OF AMER	359,964	4.6%	346,059	260,528	75.3%	(333)
NEW HAMPSHIRE INS CO	76,589	1.0%	49,865	23,418	47.0%	(6)
ACUITY A MUT INS CO	67,257	0.9%	63,322	68,659	108.4%	-
FACTORY MUT INS CO	2,801,929	36.1%	2,732,319	-	0.0%	-
ZURICH AMER INS CO	628,922	8.1%	535,133	18,569	3.5%	-
HARTFORD STEAM BOIL INSPEC & INS CO	529,823	6.8%	422,473	139,468	33.0%	404

## 2013 Business Boiler and Machinery (continued)

AFFILIATED FM INS CO	474,194	6.1%	409,211	-	0.0%	-
MUTUAL OF ENUMCLAW INS CO	262,326	3.4%	241,727	17,953	7.4%	(1,200)
CONTINENTAL WESTERN INS CO	213,095	2.7%	209,053	84,112	40.2%	526
AMCO INS CO	201,587	2.6%	227,745	32,038	14.1%	709
NATIONAL UNION FIRE INS CO OF PITTS	195,774	2.5%	183,121	(4,534)	N/A	(227)
CONTINENTAL CAS CO	173,673	2.2%	203,425	(15,105)	N/A	(2,052)
DAKOTA FIRE INS CO	158,805	2.0%	132,742	10,354	7.8%	-
CINNINNATI INS CO	148,469	1.9%	141,500	24,948	17.6%	581
EMPLOYERS MUT CAS CO	147,331	1.9%	146,158	3,518	2.4%	-
OREGON MUT INS CO	140,677	1.8%	138,790	75,261	54.2%	-
WESTPORT INS CORP	122,004	1.6%	91,628	(79,368)	N/A	(18,970)
ALLIANZ GLOBAL RISKS US INS CO	81,071	1.0%	103,214	(9,656)	N/A	(1,704)
FEDERAL INS CO	107,163	1.4%	261,050	254,707	97.6%	(407)
DEPOSITORS INS CO	69,776	0.9%	56,884	9,161	16.1%	257
ALL OTHERS (107)	805,707	10.4%	923,654	9,837	1.1%	30,060
TOTALS	7,766,136	100.0%	7,619,073	923,868	12.1%	7,638

## Credit

COMPANY NAME	DIRECT PREMIUMS WRITTEN	MARKET SHARE	DIRECT PREMIUMS EARNED	DIRECT LOSSES INCURRED	LOSS RATIO	DIRECT DEFENSE & COST CONTAINMENT EXPENSE INCURRED
GREAT AMER ALLIANCE INS CO	79,370	2.6%	105,468	44,825	42.5%	-
WESCO INS CO	8,324	0.3%	8,324	630	7.6%	-
OLD REPUBLIC INS CO	487,702	16.0%	366,580	45,057	12.3%	-
SEABRIGHT INS CO	17,085	0.6%	17,623	686	3.9%	-
STANDARD GUAR INS CO	24,025	0.8%	27,814	6,286	22.6%	-
ACE AMER INS CO	27,684	0.9%	27,684	(674)	N/A	(337)
ARCH INS CO	53,343	1.7%	46,485	22,387	48.2%	15
STATE NATL INS CO INC	59,665	2.0%	48,910	2,824	5.8%	674
ZALE IND CO	5,154	0.2%	5,154	(66)	N/A	-
ATLANTIC SPECIALTY INS CO	76,564	2.5%	70,492	44,962	63.8%	-
AMERICAN BANKERS INS CO OF FL	128,685	4.2%	128,685	(5,552)	N/A	-
AMERICAN SECURITY INS CO	134,977	4.4%	134,977	(867)	N/A	-
AMERICAN RELIABLE INS CO	141,023	4.6%	140,286	25,101	17.9%	-
COFACE N AMER INS CO	524,444	17.2%	550,680	37,874	6.9%	-

## 2013 Business Credit (continued)

ATRIADUS TRADE CREDIT INS CO	529,835	17.3%	524,876	79,032	15.1%	(497)
GREAT AMER INS CO	151,433	5.0%	151,489	17,133	11.3%	1,003
AMERICAN NATL PROP & CAS CO	157,805	5.2%	150,359	2,526	1.7%	-
EULER HERMES N AMER INS CO	219,609	7.2%	229,463	(13,218)	N/A	-
OHIO IND CO	232,990	7.6%	153,448	63,552	41.4%	-
FIRST COLONIAL INS CO	71,398	2.3%	151,210	11,618	7.7%	-
ALL OTHERS (9)	(74,642)	-2.4%	(75,851)	(61,615)	81.2%	-
TOTALS	3,056,473	100.0%	2,964,156	322,501	10.9%	858

## Warranty

COMPANY NAME	DIRECT PREMIUMS WRITTEN	MARKET SHARE	DIRECT PREMIUMS EARNED	DIRECT LOSSES INCURRED	LOSS RATIO	DIRECT DEFENSE & COST CONTAINMENT EXPENSE INCURRED
AMERICAN MERCURY INS CO	91,189	2.9%	246,881	93,574	37.9%	-
LYNDON SOUTHERN INS CO	706	0.0%	2,202,125	1,824,063	82.8%	(4,843)
LYNDON PROP INS CO	(299)	0.0%	3,291	(6)	N/A	-
GREAT AMER INS CO	(102)	0.0%	2,208	(344)	N/A	-
COREPOINTE INS CO	-	0.0%	537	-	0.0%	-
CONTINENTAL INS CO	-	0.0%	12	-	0.0%	-
GREAT AMER ASSUR CO	-	0.0%	-	25	0.0%	-
BALBOA INS CO	-	0.0%	83	(170)	N/A	-
WESCO INS CO	97,186	3.1%	89,941	30,320	33.7%	-
GREAT AMER INS CO OF NY	14	0.0%	-	-	0.0%	-
AMERICAN BANKERS INS CO OF FL	323,859	10.3%	99,939	34,015	34.0%	-
AMERICAN RELIABLE INS CO	1,320	0.0%	1,321	(33)	N/A	-
NATIONAL CAS CO	11,501	0.4%	62,754	22,619	36.0%	-
COURTESY INS CO	29,788	0.9%	29,792	13,524	45.4%	191
DEALERS ASSUR CO	51,909	1.6%	20,199	8,775	43.4%	-
OLD REPUBLIC INS CO	928,441	29.4%	320,395	121,436	37.9%	-
STARR IND & LIAB CO	93,958	3.0%	25,168	155,328	617.2%	554
FIREMANS FUND INS CO	-	0.0%	-	(1,075)	0.0%	-
UNIVERSAL UNDERWRITERS INS CO	1,299,204	41.1%	747,219	732,104	98.0%	7,100
HERITAGE IND CO	232,889	7.4%	365,782	177,760	48.6%	5,645
ALL OTHERS (2)	(3,074)	-0.1%	258,998	96,815	37.4%	945
TOTALS	3,158,489	100.0%	4,476,645	3,308,730	73.9%	9,592



## 2013 Business Accident and Health - Life, Health and Managed Care Companies

COMPANY NAME	DIRECT PREMIUMS WRITTEN	MARKET SHARE	DIRECT PREMIUMS EARNED	DIRECT LOSSES INCURRED	LOSS RATIO
BLUE CROSS OF ID HLTH SERV INC	1,255,755,615	46.4%	1,245,221,396	1,081,226,588	86.8%
REGENCE BLUESHIELD OF ID INC	474,846,536	17.5%	475,774,117	382,450,908	80.4%
UNITEDHEALTHCARE INS CO	183,779,564	6.8%	187,174,665	143,199,185	76.5%
PACIFICSOURCE COMM HLTH PLANS INC	140,138,212	5.2%	139,656,875	142,620,641	102.1%
PACIFICSOURCE HLTH PLANS	93,432,693	3.5%	93,432,693	91,489,693	97.9%
HUMANA INS CO	80,473,770	3.0%	82,776,956	61,880,851	74.8%
AMERICAN FAMILY LIFE ASSUR CO OF COL	30,721,774	1.1%	30,891,424	16,087,207	52.1%
HUMANA HLTH PLAN INC	29,197,619	1.1%	29,197,619	24,734,155	84.7%
AETNA LIFE INS CO	22,434,601	0.8%	22,576,721	18,061,377	80.0%
SELECTHEALTH INC	19,240,837	0.7%	19,240,837	18,427,168	95.8%
METROPOLITAN LIFE INS CO	18,554,517	0.7%	17,915,267	24,198,517	135.1%
SILVERSCRIPT INS CO	17,151,958	0.6%	16,344,500	12,571,943	76.9%
ALTIVUS HLTH PLANS INC	15,989,878	0.6%	15,989,878	14,632,415	91.5%
UNITED OF OMAHA LIFE INS CO	15,594,676	0.6%	15,971,361	11,622,264	72.8%
MUTUAL OF OMAHA INS CO	13,463,960	0.5%	13,705,508	9,975,390	72.8%
BANKERS LIFE & CAS CO	10,507,646	0.4%	10,883,749	7,531,200	69.2%
CIGNA HLTH & LIFE INS CO	10,355,362	0.4%	10,423,248	11,442,380	109.8%
GROUP HLTH OPTIONS INC	9,681,388	0.4%	9,259,521	7,976,222	86.1%
STANDARD INS CO	9,288,602	0.3%	10,850,359	9,136,882	84.2%
FIRST HLTH LIFE & HLTH INS CO	9,169,316	0.3%	9,219,788	9,274,994	100.6%
ALL OTHERS (250)	246,792,851	9.1%	247,241,050	185,818,804	75.2%
TOTALS	2,706,571,375	100.0%	2,703,747,532	2,284,358,784	84.5%

## 2013 Business Title

COMPANY NAME	DIRECT PREMIUMS WRITTEN	MARKET SHARE	DIRECT PREMIUMS EARNED	DIRECT LOSSES INCURRED	LOSS RATIO
OLD REPUBLIC NATL TITLE INS CO	25,502,044	24.8%	25,165,588	88,176	0.4%
FIRST AMER TITLE INS CO	23,068,033	22.4%	22,982,975	584,355	2.5%
CHICAGO TITLE INS CO	12,875,230	12.5%	13,019,912	277,375	2.1%
WESTCOR LAND TITLE INS CO	10,183,013	9.9%	9,810,891	51,630	0.5%
FIDELITY NATL TITLE INS CO	8,944,818	8.7%	9,118,246	296,257	3.2%
COMMONWEALTH LAND TITLE INS CO	8,874,531	8.6%	8,940,887	353,949	4.0%
STEWART TITLE GUAR CO	8,580,910	8.3%	8,532,056	15,628,848	183.2%
NATIONAL TITLE INS OF NY INC	3,769,239	3.7%	3,581,838	-	0.0%
WFG NATL TITLE INS CO	1,233,198	1.2%	1,102,229	-	0.0%
TOTALS	103,031,016	100.0%	102,254,622	17,280,590	16.9%

## 2013 Business Ordinary Life and Annuity

COMPANY NAME	DIRECT PREMIUMS WRITTEN	DIRECT ANNUITY CONSIDERATION	DIRECT CLAIMS AND BENEFITS PAID	IN FORCE ON 12/31/2013	MARKET SHARE (PREMIUMS)	MARKET SHARE (IN FORCE)
NORTHWESTERN MUT LIFE INS CO	50,110,169	23,456,690	47,400,968	8,855,520,453	12.5%	11.6%
FARM BUREAU LIFE INS CO	18,869,409	11,116,674	17,048,643	3,328,911,865	4.7%	4.4%
STATE FARM LIFE INS CO	15,343,161	5,687,315	16,013,051	3,333,554,892	3.8%	4.4%
MASSACHUSETTS MUT LIFE INS CO	14,088,399	14,714,473	11,346,378	1,505,751,769	3.5%	2.0%
LINCOLN NATL LIFE INS CO	13,317,811	58,218,907	54,781,377	1,396,947,509	3.3%	1.8%
NEW YORK LIFE INS CO	12,898,177	-	17,087,547	2,127,239,132	3.2%	2.8%
BENEFICIAL LIFE INS CO	11,247,015	635,133	34,652,160	2,721,445,440	2.8%	3.6%
JOHN HANCOCK LIFE INS CO USA	9,253,297	528,389	22,281,342	1,110,029,326	2.3%	1.5%
PACIFIC LIFE INS CO	8,028,949	30,506,901	25,575,918	676,620,303	2.0%	0.9%
PROTECTIVE LIFE INS CO	7,580,839	3,197,641	9,441,741	1,955,876,503	1.9%	2.6%
PRIMERICA LIFE INS CO	7,496,487	3,001	2,600,093	2,982,895,062	1.9%	3.9%
PRUCO LIFE INS CO	7,471,539	39,956,335	14,784,973	1,780,587,143	1.9%	2.3%
FARMERS NEW WORLD LIFE INS CO	7,348,817	1,177,743	7,723,713	2,299,837,000	1.8%	3.0%
AMERICAN UNITED LIFE INS CO	7,043,437	9,976,521	4,205,656	931,382,359	1.8%	1.2%
AMERICAN GEN LIFE INS CO	6,920,935	28,394,773	35,329,246	2,560,358,993	1.7%	3.4%
GENWORTH LIFE & ANN INS CO	6,578,337	2,768,294	10,987,735	2,974,665,626	1.6%	3.9%
LINCOLN BENEFIT LIFE CO	6,184,656	360,357	14,085,895	2,141,577,271	1.5%	2.8%
TRANSAMERICA LIFE INS CO	5,856,017	19,495,600	26,274,985	1,327,267,658	1.5%	1.7%
MINNESOTA LIFE INS CO	5,246,243	5,740,163	5,782,623	677,730,817	1.3%	0.9%
MIDLAND NATL LIFE INS CO	5,158,574	13,909,886	9,346,727	771,875,966	1.3%	1.0%
ALL OTHERS (303)	173,991,519	477,589,403	655,797,659	30,585,421,711	43.5%	40.2%
TOTALS	400,033,787	747,434,199	1,042,548,430	76,045,496,798	100.0%	100.0%

## Credit Life

COMPANY NAME	DIRECT PREMIUMS WRITTEN	DIRECT CLAIMS AND BENEFITS PAID	IN FORCE ON 12/31/2013	MARKET SHARE (PREMIUMS)	MARKET SHARE (IN FORCE)
CMFG LIFE INS CO	1,607,327	973,612	175,248,032	36.3%	42.9%
AMERICAN NATL INS CO	610,409	114,503	43,611,566	13.8%	10.7%
MERIT LIFE INS CO	467,653	221,028	22,628,109	10.6%	5.5%
MINNESOTA LIFE INS CO	447,456	142,010	61,878,895	10.1%	15.2%
AMERICAN BANKERS LIFE ASSUR CO OF FL	322,625	6,195	28,388,218	7.3%	7.0%
AMERICAN HLTH & LIFE INS CO	315,644	178,116	26,779,849	7.1%	6.6%

## 2013 Business Credit Life (continued)

AMERICAN MODERN LIFE INS CO	2,51,938	166,042	15,964,326	5.7%	3.9%
TRANSAMERICA LIFE INS CO	140,385	57,623	9,695,392	3.2%	2.4%
CENTRAL STATES H & L CO OF OMAHA	74,295	18,861	6,236,924	1.7%	1.5%
PAVONIA LIFE INS CO OF MI	67,564	24,744	3,740,439	1.5%	0.9%
PROTECTIVE LIFE INS CO	36,535	31,782	2,324,780	0.8%	0.6%
LANDCAR LIFE INS CO	26,085	-	4,373,036	0.6%	1.1%
GUARANTEE TRUST LIFE INS CO	25,265	-	1,909,988	0.6%	0.5%
CENTURION LIFE INS CO	15,318	15,561	972,482	0.3%	0.2%
GENERAL FIDELITY LIFE INS CO	5,337	-	358,210	0.1%	0.1%
STONEBRIDGE LIFE INS CO	4,406	-	382,022	0.1%	0.1%
MONUMENTAL LIFE INS CO	3,575	-	387,096	0.1%	0.1%
INDIVIDUAL ASSUR CO LIFE HLTH & ACC	2,841	-	1,555,307	0.1%	0.4%
AMERICAN UNDERWRITERS LIFE INS CO	2,667	-	68,871	0.1%	0.0%
ZALE LIFE INS CO	1,751	299	113,008	0.0%	0.0%
ALL OTHERS (6)	(5,042)	32,617	1,651,668	-0.1%	0.4%
TOTALS	4,424,034	1,982,993	408,268,218	100.0%	100.0%

## Group Life and Annuity

COMPANY NAME	DIRECT PREMIUMS WRITTEN	DIRECT ANNUITY CONSIDERATION	DIRECT CLAIMS AND BENEFITS PAID	IN FORCE ON 12/31/2013	MARKET SHARE (PREMIUMS)	MARKET SHARE (IN FORCE)
PRUDENTIAL INS CO OF AMER	14,719,670	14,039,792	106,742,259	8,570,797,585	14.7%	20.9%
METROPOLITAN LIFE INS CO	9,819,590	1,255,776	82,150,822	7,888,310,444	9.8%	19.2%
STANDARD INS CO	9,029,789	-	13,750,567	3,988,848,000	9.0%	9.7%
MINNESOTA LIFE INS CO	8,159,990	-	3,479,757	4,323,045,027	8.1%	10.5%
GREAT WESTERN INS CO	7,724,104	-	4,102,264	48,151,960	7.7%	0.1%
PRINCIPAL LIFE INS CO	7,201,308	-	6,189,853	1,529,445,942	7.2%	3.7%
NEW YORK LIFE INS CO	5,594,711	516,941	5,182,181	500,714,123	5.6%	1.2%
HARTFORD LIFE & ACCIDENT INS CO	5,332,662	-	3,137,967	2,842,598,845	5.3%	6.9%
LIFEMAP ASSUR CO	3,409,183	-	1,593,614	2,142,150,784	3.4%	5.2%
UNITED HERITAGE LIFE INS CO	3,037,972	854,182	3,058,183	1,325,986,768	3.0%	3.2%
LIFE INS CO OF N AMER	2,864,342	-	2,726,256	1,075,475,428	2.9%	2.6%
UNUM LIFE INS CO OF AMER	2,416,259	-	1,234,753	871,475,921	2.4%	2.1%
LINCOLN NATL LIFE INS CO	2,133,559	1,837,780	2,276,506	1,411,010,843	2.1%	3.4%
CMFG LIFE INS CO	2,031,005	10,352,971	4,616,828	144,085,618	2.0%	0.4%
NATIONAL GUARDIAN LIFE INS CO	1,843,052	209,958	415,450	7,617,883	1.8%	0.0%

## 2013 Business Group Life and Annuity (continued)

UNITED OF OMAHA LIFE INS CO	1,241,158	768,358	2,378,353	881,484,823	1.2%	2.1%
US BR SUN LIFE ASSUR CO OF CANADA	1,164,359	-	1,910,386	259,120,311	1.2%	0.6%
CONNECTICUT GEN LIFE INS CO	1,029,020	-	928,349	192,955,267	1.0%	0.5%
USABLE LIFE	929,649	-	244,000	444,167,135	0.9%	1.1%
RELIASTAR LIFE INS CO	901,792	354,597	3,522,039	13,138,182	0.9%	0.0%
ALL OTHERS (186)	9,626,329	144,637,064	342,633,536	2,612,081,595	9.6%	6.4%
TOTALS	100,209,503	174,827,419	592,273,923	41,072,662,484	100.0%	100.0%

### Industrial Life

COMPANY NAME	DIRECT PREMIUMS WRITTEN	DIRECT CLAIMS AND BENEFITS PAID	IN FORCE ON 12/31/2013	MARKET SHARE (PREMIUMS)	MARKET SHARE (IN FORCE)
AMERICAN GEN LIFE INS CO	686	63,796	240,616	46.2%	2.3%
UNION SECURITY INS CO	445	8,600	134,753	30.0%	1.3%
MONUMENTAL LIFE INS CO	129	5,030	109,488	8.7%	1.1%
LINCOLN LIFE & ANN CO OF NY	79	4,840	1,674	5.3%	0.0%
WESTERN & SOUTHERN LIFE INS CO	54	-	71,007	3.6%	0.7%
AMERICAN NATL INS CO	39	2,691	24,715	2.6%	0.2%
ATHENE ANNUITY & LIFE ASSUR CO	26	400	2,300	1.8%	0.0%
LIBERTY NATL LIFE INS CO	22	2,950	4,522	1.5%	0.0%
NATIONAL GUARDIAN LIFE INS CO	6	-	3,442	0.4%	0.0%
CINCINNATI LIFE INS CO	-	-	1,000	0.0%	0.0%
BALTIMORE LIFE INS CO	-	-	2,594	0.0%	0.0%
AMERICAN LIFE & SECURITY CORP	-	-	2,750	0.0%	0.0%
PRUDENTIAL INS CO OF AMER	-	371,126	4,009,432	0.0%	39.1%
RELIABLE LIFE INS CO	-	-	8,276	0.0%	0.1%
SECURITY LIFE OF DENVER INS CO	-	2,159	256,763	0.0%	2.5%
SECURITY NATL LIFE INS CO	-	-	10,750	0.0%	0.1%
UNITED INS CO OF AMER	-	2,253	-	0.0%	0.0%
UNIVERSAL GUAR LIFE INS CO	-	-	500	0.0%	0.0%
WASHINGTON NATL INS CO	-	-	9,000	0.0%	0.1%
NORTH CAROLINA MUT LIFE INS CO	-	-	4,467	0.0%	0.0%
METROPOLITAN LIFE INS CO	-	189,368	5,349,049	0.0%	52.2%
ALL OTHERS (1)	(1)	1,203	-	-0.1%	0.0%
TOTALS	1,485	654,416	10,247,098	100.0%	100.0%

# **Summary of Financial Condition as of December 31, 2013** **Life and Disability Insurers**

NAIC Data Current as of July 1, 2014

COMPANY NAME	STATE	ADMITTED ASSETS	CAPITAL & SURPLUS	NET GAIN FROM OPERATIONS	PREMIUM/ANNUITY CONSIDERATIONS	INCURRED BENEFITS
4 EVER LIFE INS CO	IL	186,859,446	89,920,636	6,372,157	148,395,851	119,717,249
5 STAR LIFE INS CO	LA	248,677,397	40,529,706	(6,211,016)	116,046,552	95,373,214
AAA LIFE INS CO	MI	539,246,466	104,094,494	7,142,832	119,372,444	75,702,953
ABILITY INS CO	NE	827,104,848	35,166,281	(33,213,258)	4,610,786	17,541,707
ACACIA LIFE INS CO	DC	1,461,227,465	378,973,267	48,633,603	24,194,925	29,511,489
ACCORDIA LIFE & ANN CO	IA	7,059,008,760	382,181,302	(112,139,712)	4,725,126,499	4,448,297,796
ACE LIFE INS CO	CT	39,921,321	7,985,573	(1,114,529)	5,527,942	6,379,763
AETNA HLTH & LIFE INS CO	CT	2,148,214,961	280,558,119	72,048,324	501,036,800	434,043,801
AETNA LIFE INS CO	CT	21,793,144,566	3,199,868,627	885,421,971	12,141,999,759	10,229,755,467
ALL SAVERS INS CO	IN	29,577,049	16,422,731	1,507,679	76,308,850	58,358,477
ALLIANZ LIFE & ANN CO	MN	16,726,236	12,074,884	561,168	-	200,756
ALLIANZ LIFE INS CO OF N AMER	MN	104,722,725,825	4,426,167,846	(1,194,360,058)	8,775,242,844	12,107,987,922
ALLSTATE ASSUR CO	IL	12,222,066	10,751,055	170,245	-	-
ALLSTATE LIFE INS CO	IL	47,858,510,933	2,875,119,169	475,063,500	2,377,450,800	3,625,554,948
AMALGAMATED LIFE INS CO	NY	99,850,534	47,183,946	3,527,829	64,329,396	55,981,061
AMERICAN AMICABLE LIFE INS CO OF TX	TX	258,588,056	78,973,258	3,963,707	44,709,329	29,341,597
AMERICAN BANKERS LIFE ASSUR CO OF FL	FL	521,590,206	50,365,652	6,426,693	114,878,398	40,253,147
AMERICAN EQUITY INVEST LIFE INS CO	IA	32,435,472,755	1,870,728,338	195,003,828	3,876,277,200	5,005,803,621
AMERICAN FAMILY LIFE ASSUR CO OF COL	NE	107,912,974,759	9,630,058,820	2,419,915,304	20,550,205,848	14,843,728,278
AMERICAN FAMILY LIFE INS CO	WI	5,074,041,866	822,794,491	65,007,810	347,918,631	318,784,374
AMERICAN FARMERS & RANCHERS LIFE INS	OK	23,247,153	2,086,946	(48,896)	1,799,972	2,303,955
AMERICAN FIDELITY ASSUR CO	OK	4,709,850,280	342,671,304	72,874,156	780,887,796	552,567,793
AMERICAN FIDELITY LIFE INS CO	FL	445,738,064	71,843,934	4,124,184	11,063,209	17,506,690
AMERICAN GEN LIFE INS CO	TX	159,156,535,500	12,656,146,118	3,927,187,093	12,783,092,193	12,127,808,604
AMERICAN HERITAGE LIFE INS CO	FL	1,770,173,250	337,737,129	57,856,397	707,745,696	363,447,032
AMERICAN HLTH & LIFE INS CO	TX	941,060,044	208,618,183	84,456,050	221,782,355	110,293,796
AMERICAN HOME LIFE INS CO	KS	235,772,113	18,807,336	1,335,626	21,842,901	21,935,082
AMERICAN INCOME LIFE INS CO	IN	2,694,743,353	232,272,931	132,938,336	747,900,949	366,684,163
AMERICAN LIFE & SECURITY CORP	AZ	14,726,061	1,840,429	(163,493)	4,628,536	3,125,345
AMERICAN MATURITY LIFE INS CO	CT	61,200,343	47,203,471	719,624	128,049	335,929
AMERICAN MEMORIAL LIFE INS CO	SD	2,493,717,082	103,461,243	13,175,623	483,179,239	438,051,369
AMERICAN MODERN LIFE INS CO	OH	52,089,878	26,447,511	3,882,805	4,673,499	(3,521,974)
AMERICAN NATL LIFE INS CO	TX	18,036,217,873	2,667,858,211	90,776,635	1,146,268,526	1,440,025,950
AMERICAN NATL LIFE INS CO OF TX	TX	135,100,954	41,364,385	2,083,792	45,094,379	36,353,879

## Summary of Financial Condition as of December 31, 2013

### Life and Disability Insurers

COMPANY NAME	STATE	ADMITTED ASSETS	CAPITAL & SURPLUS	NET GAIN FROM OPERATIONS	PREMIUM/ANNUITY CONSIDERATIONS	INCURRED BENEFITS
AMERICAN PHOENIX LIFE & REASSUR CO	CT	18,092,380	15,446,268	326,728	-	1,659
AMERICAN PIONEER LIFE INS CO	FL	76,693,105	9,680,385	(6,618,509)	49,503,491	49,516,631
AMERICAN PUBLIC LIFE INS CO	OK	80,319,825	21,702,617	3,797,863	46,914,280	25,378,096
AMERICAN REPUBLIC INS CO	IA	801,428,079	437,463,528	40,326,725	325,101,891	229,881,037
AMERICAN UNDERWRITERS LIFE INS CO	AZ	84,979,070	10,714,304	(1,718,636)	6,396,762	8,254,049
AMERICAN UNITED LIFE INS CO	IN	22,267,413,527	980,680,655	77,114,949	3,055,816,087	2,801,229,181
AMERICO FIN LIFE & ANN INS CO	TX	3,804,367,797	442,265,749	28,873,940	233,357,915	415,046,588
AMERITAS LIFE INS CORP	NE	9,187,766,947	1,501,795,967	55,684,690	1,622,403,009	1,430,030,817
AMICA LIFE INS CO	RI	1,133,126,986	217,528,028	4,175,531	61,807,245	76,924,221
ANNUITY INVESTORS LIFE INS CO	OH	2,892,880,955	203,242,679	23,699,865	232,411,931	331,877,637
ANTHEM LIFE INS CO	IN	575,280,416	120,400,795	48,167,316	345,089,137	240,742,512
ASSURITY LIFE INS CO	NE	2,449,282,457	306,426,022	15,651,641	191,152,699	187,113,957
ATHENE ANN & LIFE INS CO OF NY	NY	3,525,636,366	164,396,323	8,234,050	17,426,848	34,595,319
ATHENE ANNUITY & LIFE ASSUR CO	DE	11,775,572,758	1,050,062,755	(102,334,096)	200,136,807	203,246,369
AURIGEN REINS CO OF AMER	AR	21,370,590	20,537,338	(5,366,821)	342,381	(761,703)
AURORA NATL LIFE ASSUR CO	CA	3,143,732,724	341,484,212	15,369,064	624,216	187,680,817
AUTO OWNERS LIFE INS CO	MI	3,509,213,107	323,489,776	18,675,864	248,399,225	290,188,318
AVIVA LIFE & ANN CO	IA	43,841,716,475	978,781,601	207,409,368	(25,902,957,345)	(2,387,232,865)
AXA CORP SOLUTIONS LIFE REINS CO	DE	978,030,720	253,879,213	168,271,123	52,408,606	(158,961,969)
AXA EQUITABLE LIFE & ANN CO	CO	464,901,129	27,475,866	2,584,017	5,229,068	21,530,971
AXA EQUITABLE LIFE INS CO	NY	158,657,785,355	3,825,470,177	1,985,044,984	11,934,585,182	12,591,668,277
BALBOA LIFE INS CO	CA	57,714,869	47,761,846	3,368,206	7,303,080	1,587,364
BALTIMORE LIFE INS CO	MD	1,085,735,914	72,774,144	(2,665,553)	147,823,107	149,456,675
BANKERS FIDELITY LIFE INS CO	GA	138,775,209	34,530,065	2,900,217	99,582,754	69,717,457
BANKERS LIFE & CAS CO	IL	15,839,542,519	1,056,951,490	241,948,618	2,323,487,224	2,455,075,470
BANKERS LIFE INS CO	FL	251,072,173	25,969,030	2,358,746	(84,994,189)	(80,391,817)
BANNER LIFE INS CO	MD	1,687,688,496	450,036,440	(43,916,347)	324,123,201	202,078,991
BENEFICIAL LIFE INS CO	UT	3,011,213,601	579,136,403	40,910,783	42,980,059	150,058,894
BERKLEY LIFE & HLTH INS CO	IA	166,290,410	94,218,110	11,285,605	117,144,020	79,304,822
BERKSHIRE HATHAWAY LIFE INS CO NE	NE	13,768,310,973	2,701,437,636	1,040,353,827	4,073,227,898	3,041,790,234
BERKSHIRE LIFE INS CO OF AMER	MA	3,461,352,316	582,999,723	59,028,751	115,921,674	(1,903,551,750)
BEST LIFE & HLTH INS CO	TX	13,398,445	9,732,578	123,403	33,807,745	23,624,242
BOSTON MUT LIFE INS CO	MA	1,188,767,718	142,514,224	13,882,512	182,592,726	145,000,185
CAPITOL LIFE INS CO	TX	210,045,473	20,974,940	1,328,540	7,745,984	15,634,064

# **Summary of Financial Condition as of December 31, 2013** **Life and Disability Insurers**

NAIC Data Current as of July 1, 2014

COMPANY NAME	STATE	ADMITTED ASSETS	CAPITAL & SURPLUS	NET GAIN FROM OPERATIONS	PREMIUM/ANNUITY CONSIDERATIONS	INCURRED BENEFITS
CATAMARAN INS OF OHIO INC	OH	9,209,190	8,891,888	278,461	-	-
CELTIC INS CO	IL	83,524,715	43,821,671	264,567	125,088,430	106,572,607
CENTRAL SECURITY LIFE INS CO	TX	73,290,920	8,224,554	698,566	2,298,667	4,070,539
CENTRAL STATES H & L CO OF OMAHA	NE	395,517,233	119,616,835	(181,661)	77,096,537	39,050,363
CENTRAL UNITED LIFE INS CO	AR	307,249,259	76,645,581	1,747,493	88,786,499	61,137,790
CENTRE LIFE INS CO	MA	1,927,671,777	101,178,248	1,122,776	16,659	(1,820,241)
CENTURION LIFE INS CO	IA	1,209,042,625	397,335,925	(237,715,576)	204,552,848	609,095,400
CHARTER NATL LIFE INS CO	IL	142,413,021	11,410,856	257,113	-	-
CHESAPEAKE LIFE INS CO	OK	42,481,270	20,853,265	(3,232,279)	82,616,127	30,259,604
CHRISTIAN FIDELITY LIFE INS CO	TX	75,428,606	28,847,851	9,571,859	48,902,613	32,511,745
CHURCH LIFE INS CORP	NY	285,273,715	50,265,599	3,381,972	37,889,117	39,260,255
CICA LIFE INS CO OF AMER	CO	700,576,401	57,916,638	3,163,274	136,029,430	106,108,364
CIGNA HLTH & LIFE INS CO	CT	4,139,266,503	1,713,183,511	479,724,514	6,456,169,023	5,308,226,109
CINCINNATI LIFE INS CO	OH	3,737,511,716	246,992,246	(20,697,585)	235,311,915	339,616,313
CM LIFE INS CO	CT	8,984,023,479	1,071,204,195	181,672,018	355,588,737	588,164,976
CMFG LIFE INS CO	IA	15,659,812,284	1,553,485,127	99,062,284	1,923,377,594	1,686,911,358
COLONIAL LIFE & ACCIDENT INS CO	SC	2,752,689,389	538,245,747	135,921,252	1,238,832,958	703,739,629
COLONIAL PENN LIFE INS CO	PA	740,286,680	61,967,920	(18,945,752)	277,835,753	187,828,936
COLORADO BANKERS LIFE INS CO	CO	256,893,412	28,862,907	3,250,667	89,434,390	56,238,803
COLUMBIAN LIFE INS CO	IL	292,655,872	24,296,752	(2,104,589)	57,994,897	46,460,472
COLUMBIAN MUT LIFE INS CO	NY	1,289,766,559	101,822,627	2,808,014	182,793,240	150,172,829
COLUMBUS LIFE INS CO	OH	3,198,947,255	250,765,749	(22,462,335)	228,588,372	327,872,555
COMBINED INS CO OF AMER	IL	1,588,946,311	324,574,713	70,412,415	428,086,480	257,100,920
COMMERCIAL TRAVELERS MUT INS CO	NY	21,161,893	7,496,913	(135,336)	9,857,192	4,149,325
COMMONWEALTH ANN & LIFE INS CO	MA	10,211,928,734	723,558,173	293,328,564	(637,533,196)	(1,081,906,850)
COMPANION LIFE INS CO	SC	251,724,872	138,011,012	13,338,616	202,842,237	134,468,635
COMPBENEFITS INS CO	TX	51,482,248	40,944,479	1,747,415	118,914,915	84,633,202
CONNECTICUT GEN LIFE INS CO	CT	18,573,626,585	3,246,432,539	469,263,812	3,440,501,623	3,550,697,851
CONSECO LIFE INS CO	IN	3,825,490,689	129,692,328	39,496,323	237,119,230	408,129,141
CONSTITUTION LIFE INS CO	TX	317,342,464	33,466,530	9,500,797	109,493,813	77,550,291
CONTINENTAL AMER INS CO	SC	382,392,646	137,999,033	19,906,100	233,425,152	108,360,764
CONTINENTAL ASSUR CO	IL	2,937,872,435	597,308,859	46,576,359	496,437	156,144,409
CONTINENTAL GEN INS CO	OH	238,444,564	22,774,343	5,541,508	15,307,673	23,934,207
CONTINENTAL LIFE INS CO BRENTWOOD	TN	205,568,182	96,965,120	2,899,796	256,559,806	186,716,921



# **Summary of Financial Condition as of December 31, 2013** **Life and Disability Insurers**

NAIC Data Current as of July 1, 2014

COMPANY NAME	STATE	ADMITTED ASSETS	CAPITAL & SURPLUS	NET GAIN FROM OPERATIONS	PREMIUM/ANNUITY CONSIDERATIONS	INCURRED BENEFITS
CORVESTA LIFE INS CO	AZ	9,239,697	7,672,167	(464,962)	23,997	24,323
COUNTRY INVESTORS LIFE ASSUR CO	IL	286,944,835	173,392,743	4,762,798	-	2,483,455
COUNTRY LIFE INS CO	IL	10,262,624,666	1,096,258,677	38,814,649	612,690,994	633,769,021
CSI LIFE INS CO	NE	18,090,316	14,276,534	526,243	3,759,258	1,238,453
DEARBORN NATL LIFE INS CO	IL	2,324,085,733	439,702,474	26,632,860	495,503,967	447,998,756
DELAWARE AMER LIFE INS CO	DE	137,108,861	74,260,594	16,840,896	91,105,707	38,871,463
DESERET MUT INS CO	UT	40,341,443	6,735,864	(592,829)	12,411,191	15,173,109
DIRECT GEN LIFE INS CO	SC	23,844,603	14,036,941	2,772,191	17,681,074	3,362,685
ELCO MUT LIFE & ANN	IL	362,774,542	40,767,203	6,192,430	17,332,453	24,916,625
EMC NATL LIFE CO	IA	1,030,170,282	87,935,677	5,425,923	60,588,817	85,313,613
EMPHEYS INS CO	TX	4,444,360	4,342,666	652,620	49,498	(617,255)
EMPLOYERS REASSUR CORP	KS	11,002,612,473	1,224,784,154	461,575,742	441,293,278	371,565,763
EQUITABLE LIFE & CAS INS CO	UT	275,845,901	39,114,046	(324,036)	91,096,316	76,290,833
EQUITRUST LIFE INS CO	IL	12,615,488,659	846,225,964	207,471,539	2,131,944,826	2,285,548,537
EVERENCE INS CO	IN	25,326,917	13,321,378	1,834,945	9,349,968	4,984,049
FAMILY HERITAGE LIFE INS CO OF AMER	OH	641,538,774	66,904,702	16,784,023	192,735,008	122,443,854
FAMILY LIFE INS CO	TX	147,570,346	31,919,782	3,466,208	25,979,042	17,085,692
FAMILY SERV LIFE INS CO	TX	393,058,126	26,959,356	1,804,326	14,587	16,420,311
FARM BUREAU LIFE INS CO	IA	7,722,959,379	492,450,074	93,306,390	636,786,659	797,080,459
FARMERS NEW WORLD LIFE INS CO	WA	7,140,964,378	566,591,054	17,723,037	469,258,788	598,576,228
FEDERAL LIFE INS CO	IL	228,237,303	17,987,714	(2,700,238)	23,193,500	26,578,955
FEDERATED LIFE INS CO	MN	1,435,523,642	293,545,066	16,450,335	179,480,809	177,645,494
FIDELITY & GUAR LIFE INS CO	IA	17,422,516,262	1,108,254,759	124,361,901	1,363,812,549	2,012,709,917
FIDELITY INVESTMENTS LIFE INS CO	UT	22,477,420,784	614,721,590	56,347,584	1,871,290,437	1,345,943,038
FIDELITY LIFE ASSN A LEGAL RESERVE L	IL	414,576,239	124,066,089	(29,565,423)	44,327,310	15,485,153
FIDELITY SECURITY LIFE INS CO	MO	819,486,462	135,266,169	14,645,913	109,154,297	94,672,059
FINANCIAL AMER LIFE INS CO	KS	28,188,840	6,921,011	1,599,723	2,668,349	(3,153,303)
FINANCIAL ASSUR LIFE INS CO	TX	10,718,380	9,710,469	235,955	64,255	81,863
FIRST ALLMERICA FIN LIFE INS CO	MA	4,205,964,291	154,662,686	(50,211,483)	(313,584,107)	(190,905,654)
FIRST HLTH LIFE & HLTH INS CO	TX	505,648,992	233,339,147	(175,259,971)	1,420,516,104	1,473,870,931
FIRST INVESTORS LIFE INS CO	NY	1,641,446,689	51,813,751	9,853,687	182,054,688	159,471,584
FIRST PENN PACIFIC LIFE INS CO	IN	1,817,414,927	235,591,390	66,667,661	129,810,555	138,702,142
FORETHOUGHT LIFE INS CO	IN	7,957,225,259	522,462,793	29,873,027	2,331,028,656	1,610,195,073
FUNERAL DIRECTORS LIFE INS CO	TX	978,498,217	85,633,770	5,421,330	205,464,593	204,590,650

## Summary of Financial Condition as of December 31, 2013

### Life and Disability Insurers

COMPANY NAME	STATE	ADMITTED ASSETS	CAPITAL & SURPLUS	NET GAIN FROM OPERATIONS	PREMIUM/ANNUITY CONSIDERATIONS	INCURRED BENEFITS
GARDEN STATE LIFE INS CO	TX	117,083,272	48,545,139	5,540,657	26,185,595	17,815,782
GENERAL AMER LIFE INS CO	MO	12,025,687,513	818,079,500	18,507,562	586,952,926	755,356,918
GENERAL FIDELITY LIFE INS CO	SC	85,880,463	72,013,460	5,680,896	1,351,896	1,967,829
GENERAL RE LIFE CORP	CT	3,337,447,790	667,249,701	121,112,992	1,047,651,542	889,025,408
GENERATION LIFE INS CO	AZ	32,580,784	31,099,264	(4,223,227)	1,123,080	544,157
GENWORTH LIFE & ANN INS CO	VA	24,161,744,432	2,234,983,207	606,610,258	1,893,839,112	2,270,482,660
GENWORTH LIFE INS CO	DE	36,445,358,316	3,487,176,013	311,678,856	2,578,104,701	2,058,107,573
GERBER LIFE INS CO	NY	2,548,126,390	263,518,933	14,167,916	506,800,267	396,147,835
GLOBE LIFE & ACCIDENT INS CO	NE	3,363,522,962	258,307,612	193,866,463	618,002,668	433,816,913
GOLDEN RULE INS CO	IN	759,785,315	293,495,188	129,404,202	2,020,590,085	1,497,394,820
GOVERNMENT PERSONNEL MUT LIFE INS CO	TX	830,917,884	109,166,176	3,840,620	46,923,876	57,121,632
GREAT AMER LIFE INS CO	OH	20,182,198,720	1,511,800,352	234,268,467	3,801,649,755	4,209,916,381
GREAT FIDELITY LIFE INS CO	IN	3,982,548	2,797,989	(169,272)	169,068	90,694
GREAT SOUTHERN LIFE INS CO	TX	231,938,909	40,303,916	2,267,288	795,832	1,005,311
GREAT W LIFE & ANN INS CO	CO	52,281,977,318	1,200,609,207	193,071,500	5,610,358,596	5,403,392,157
GREAT WESTERN INS CO	UT	496,498,670	60,594,585	8,510,926	39,040,690	36,745,141
GUARANTEE TRUST LIFE INS CO	IL	366,082,544	54,333,997	6,971,986	196,407,650	97,497,164
GUARDIAN INS & ANN CO INC	DE	14,529,623,635	180,918,515	91,434,941	1,420,337,787	1,427,195,339
GUARDIAN LIFE INS CO OF AMER	NY	42,065,979,357	5,011,885,205	219,582,140	6,705,587,230	7,767,579,597
GUGGENHEIM LIFE & ANN CO	DE	11,101,839,602	550,795,584	107,772,390	1,726,021,733	2,011,145,289
HARTFORD LIFE & ACCIDENT INS CO	CT	13,890,810,463	5,595,171,335	190,729,964	1,973,957,662	1,207,851,455
HARTFORD LIFE & ANN INS CO	CT	54,556,922,577	3,080,607,458	2,523,441,971	(2,982,594,824)	(5,469,547,019)
HARTFORD LIFE INS CO	CT	128,073,780,016	5,005,041,581	918,756,530	(7,167,959,685)	133,584,088
HCC LIFE INS CO	IN	750,192,368	436,892,573	142,116,324	854,593,789	624,618,416
HEALTH NET LIFE INS CO	CA	485,107,563	257,180,319	22,926,483	916,127,973	751,305,216
HEALTHMARKETS INS CO	OK	15,712,212	9,286,316	(2,026,108)	9,789,735	8,136,158
HERITAGE LIFE INS CO	AZ	4,872,443,876	1,018,018,730	33,829,243	85,846,336	484,611,929
HERITAGE UNION LIFE INS CO	MN	12,046,352	8,640,208	(3,522,851)	(43,053)	2,959,150
HM LIFE INS CO	PA	557,904,667	284,571,634	35,478,283	634,015,294	456,688,281
HOMESTEADERS LIFE CO	IA	2,378,064,462	149,640,739	13,588,187	396,718,138	401,540,659
HORACE MANN LIFE INS CO	IL	7,281,400,743	372,391,273	55,013,414	520,117,220	683,288,160
HUMANA INS CO	WI	5,620,432,085	3,075,209,021	682,868,164	19,802,778,267	16,256,690,680
HUMANADENTAL INS CO	WI	140,580,762	73,911,371	26,299,897	516,632,420	344,804,055
IA AMER LIFE INS CO	TX	218,100,893	124,641,790	1,078,600	10,557,968	5,630,781

## Summary of Financial Condition as of December 31, 2013

### Life and Disability Insurers

COMPANY NAME	STATE	ADMITTED ASSETS	CAPITAL & SURPLUS	NET GAIN FROM OPERATIONS	PREMIUM/ANNUITY CONSIDERATIONS	INCURRED BENEFITS
IDEALIFE INS CO	CT	20,713,695	15,058,626	290,518	1,930,914	2,461,412
ILLINOIS MUT LIFE INS CO	IL	1,329,425,628	173,680,757	22,440,532	104,201,028	108,002,993
INDEPENDENCE LIFE & ANN CO	DE	2,284,258,338	127,346,268	1,234,783	(392,503)	4,027,139
INDIVIDUAL ASSUR CO LIFE HLTH & ACC	MO	19,501,365	7,540,089	1,841,335	3,786,750	2,426,053
INDUSTRIAL ALLIANCE INS & FIN SERV I	TX	200,711,184	73,234,755	(18,294,484)	31,655,392	16,438,907
ING LIFE INS & ANN CO	CT	85,670,135,629	2,010,761,757	371,410,042	9,439,734,384	11,321,946,798
ING USA ANN & LIFE INS CO	IA	69,266,034,432	1,941,604,789	1,077,031,192	6,164,927,226	11,094,488,775
INTEGRITY LIFE INS CO	OH	6,056,680,741	668,022,386	25,671,866	249,788,173	426,626,639
INVESTORS CONSOLIDATED INS CO	NH	14,770,658	7,377,454	202,332	644,476	421,602
INVESTORS LIFE INS CO N AMER	TX	691,305,710	49,249,572	1,864,727	(145,400)	(5,802,023)
JACKSON NATL LIFE INS CO	MI	163,833,709,983	4,353,819,028	2,346,788,456	22,736,185,733	10,941,439,210
JEFFERSON NATL LIFE INS CO	TX	3,053,451,238	39,447,736	(751,387)	740,869,495	192,859,627
JMIC LIFE INS CO	FL	7,906,473	7,771,636	1,836,220	(22,629)	(47,422)
JOHN ALDEN LIFE INS CO	WI	362,816,665	68,384,379	14,857,244	314,473,195	221,339,225
JOHN HANCOCK LIFE & HLTH INS CO	MA	9,737,622,550	682,654,708	24,336,940	565,508,210	269,510,111
JOHN HANCOCK LIFE INS CO USA	MI	239,095,601,274	5,809,173,691	4,808,249,367	12,881,704,517	11,344,033,583
KANAWHA INS CO	SC	1,623,038,143	155,146,421	(175,078,314)	228,068,385	484,379,792
KANSAS CITY LIFE INS CO	MO	3,386,365,232	330,599,087	534,951	329,386,271	419,939,866
LAFAYETTE LIFE INS CO	OH	3,836,511,614	193,727,339	(17,166,611)	593,257,603	618,530,934
LANDCAR LIFE INS CO	UT	22,332,636	10,669,458	2,258,740	1,445,843	(1,980,439)
LANDMARK LIFE INS CO	TX	44,863,315	4,790,849	269,186	5,548,502	5,048,645
LIBERTY BANKERS LIFE INS CO	OK	1,035,285,685	167,953,460	8,628,009	205,533,551	214,420,179
LIBERTY LIFE ASSUR CO OF BOSTON	NH	13,115,090,983	716,881,524	45,073,950	2,095,921,241	2,285,447,767
LIBERTY NATL LIFE INS CO	NE	7,257,941,188	589,727,466	151,881,295	565,935,398	578,988,363
LIFE INS CO OF N AMER	PA	6,711,907,633	1,103,453,961	170,249,809	3,232,685,135	2,639,679,632
LIFE INS CO OF THE SOUTHWEST	TX	12,354,872,316	720,159,660	142,704,985	1,329,892,975	1,696,391,974
LIFE OF THE SOUTH INS CO	GA	73,928,865	17,517,715	3,498,535	58,057,126	16,477,991
LIFEMAP ASSUR CO	OR	89,582,812	45,316,445	(591,478)	64,056,418	41,162,179
LIFESECURE INS CO	MI	189,749,288	20,232,448	(3,871,215)	33,385,213	24,044,443
LIFESHIELD NATL INS CO	OK	66,919,086	22,388,949	1,705,603	18,894,639	9,686,183
LIFEWISE ASSUR CO	WA	119,416,926	81,058,031	9,518,679	85,356,780	64,890,552
LINCOLN BENEFIT LIFE CO	NE	2,070,873,824	332,472,959	7,681,895	-	-
LINCOLN HERITAGE LIFE INS CO	IL	740,820,277	101,176,231	2,630,875	259,800,869	140,875,049
LINCOLN LIFE & ANN CO OF NY	NY	12,046,420,124	713,035,212	166,415,122	1,229,434,899	999,009,987

## Summary of Financial Condition as of December 31, 2013

### Life and Disability Insurers

COMPANY NAME	STATE	ADMITTED ASSETS	CAPITAL & SURPLUS	NET GAIN FROM OPERATIONS	PREMIUM/ANNUITY CONSIDERATIONS	INCURRED BENEFITS
LINCOLN NATL LIFE INS CO	IN	200,018,194,089	6,836,147,845	503,204,317	21,752,378,332	19,161,089,612
LINCOLN REPUBLIC INS CO	ND	30,583,992	12,923,890	(803,886)	1,012,441	1,326,240
LONDON LIFE REINS CO	PA	344,112,316	52,906,080	2,326,976	(8,093,761)	(8,385,336)
LONGEVITY INS CO	TX	9,034,282	7,847,894	(287,308)	-	-
LOYAL AMER LIFE INS CO	OH	244,038,600	71,521,630	14,226,944	259,984,934	172,677,915
MADISON NATL LIFE INS CO INC	WI	488,614,473	77,968,622	8,964,390	168,830,884	(77,650,386)
MANHATTAN LIFE INS CO	NY	310,388,750	36,941,784	3,672,234	12,114,351	19,784,762
MANHATTAN NATL LIFE INS CO	IL	184,016,778	12,429,445	160,835	867,359	1,517,551
MARQUETTE NATL LIFE INS CO	TX	6,858,773	5,685,426	153,083	413,245	215,049
MASSACHUSETTS MUT LIFE INS CO	MA	182,776,470,724	12,524,446,904	190,715,793	20,418,821,210	25,329,907,407
MEDAMERICA INS CO	PA	866,238,003	43,647,395	1,894,351	54,646,967	72,068,146
MEDICO CORP LIFE INS CO	NE	25,280,349	24,436,130	652,126	-	-
MEDICO INS CO	NE	65,729,179	29,746,786	1,278,816	910,383	941,020
MEGA LIFE & HLTH INS CO THE	OK	280,981,346	109,184,088	26,369,430	229,173,152	157,980,414
MEMBERS LIFE INS CO	IA	22,974,801	17,828,984	(2,143,225)	151,806	(80,227)
MERIT LIFE INS CO	IN	531,975,110	184,464,569	2,776,172	128,083,653	90,440,177
METLIFE INS CO OF CT	CT	60,275,177,238	4,794,565,437	1,061,667,017	1,361,122,018	4,847,985,050
METLIFE INVESTORS INS CO	MO	14,875,933,233	665,788,195	119,140,400	(4,602,818)	1,097,749,483
METLIFE INVESTORS USA INS CO	DE	98,069,661,661	1,933,185,701	261,102,643	4,971,084,833	4,852,419,862
METROPOLITAN LIFE INS CO	NY	373,393,185,656	12,428,096,162	1,116,422,126	30,807,961,416	29,792,763,644
METROPOLITAN TOWER LIFE INS CO	DE	4,942,802,281	735,457,208	61,019,450	27,565,368	171,915,166
MID WEST NATL LIFE INS CO OF TN	TX	92,033,397	51,713,245	6,449,665	80,386,922	53,889,532
MIDLAND NATL LIFE INS CO	IA	37,441,034,458	2,563,054,425	460,688,598	3,631,927,771	4,291,771,730
MIDWESTERN UNITED LIFE INS CO	IN	238,684,378	121,976,382	2,053,926	3,684,061	7,497,488
MINNESOTA LIFE INS CO	MN	33,154,406,628	2,329,680,000	82,565,034	5,261,508,807	4,679,963,829
MML BAY STATE LIFE INS CO	CT	4,587,907,421	196,021,268	22,353,827	28,520,783	167,667,357
MONUMENTAL LIFE INS CO	IA	31,879,574,241	971,224,719	178,225,545	1,586,270,078	1,871,216,923
MONEY LIFE INS CO	NY	7,683,134,220	309,226,143	30,066,938	305,034,138	466,093,213
MONEY LIFE INS CO OF AMER	AZ	2,794,338,410	356,685,609	28,433,634	(1,140,403,376)	(1,202,912,099)
MTL INS CO	IL	1,894,919,734	127,815,452	2,331,833	201,213,742	215,531,912
MUNICH AMER REASSUR CO	GA	6,981,203,310	789,875,026	(30,653,518)	261,110,701	1,496,783,175
MUTUAL OF AMER LIFE INS CO	NY	16,666,681,959	951,162,514	48,436,792	1,771,832,560	1,738,376,882
MUTUAL OF OMAHA INS CO	NE	5,795,359,051	2,674,545,844	133,041,702	2,071,247,791	1,519,236,004
NATIONAL BENEFIT LIFE INS CO	NY	484,026,131	174,530,886	22,152,152	88,820,937	49,485,293

## Summary of Financial Condition as of December 31, 2013

### Life and Disability Insurers

COMPANY NAME	STATE	ADMITTED ASSETS	CAPITAL & SURPLUS	NET GAIN FROM OPERATIONS	PREMIUM/ANNUITY CONSIDERATIONS	INCURRED BENEFITS
NATIONAL FARMERS UNION LIFE INS CO	TX	221,564,208	43,167,087	3,828,902	4,838,780	10,001,930
NATIONAL FOUND LIFE INS CO	TX	26,678,261	10,505,389	2,316,650	45,342,726	32,585,921
NATIONAL GUARDIAN LIFE INS CO	WI	2,730,752,212	241,345,641	21,380,750	416,091,917	422,013,267
NATIONAL HLTH INS CO	TX	13,794,234	10,339,805	(1,246,300)	17,487,256	11,333,997
NATIONAL LIFE INS CO	VT	9,091,306,927	1,413,144,257	93,581,731	418,345,272	562,475,623
NATIONAL TEACHERS ASSOC LIFE INS CO	TX	381,829,745	73,130,665	6,636,320	108,068,930	63,084,305
NATIONAL WESTERN LIFE INS CO	CO	9,771,161,177	1,126,231,946	103,997,951	1,105,383,108	1,410,277,038
NATIONWIDE LIFE & ANN INS CO	OH	6,901,560,158	534,066,445	(106,328,264)	84,303,661	132,111,209
NATIONWIDE LIFE INS CO	OH	120,675,581,418	3,549,951,275	1,045,169,428	11,604,534,351	12,279,532,612
NEW ENGLAND LIFE INS CO	MA	11,640,206,897	571,060,355	102,365,261	260,084,164	1,018,310,909
NEW YORK LIFE INS & ANN CORP	DE	119,946,553,420	6,748,092,187	786,988,467	10,411,639,181	10,517,226,010
NEW YORK LIFE INS CO	NY	139,197,760,773	17,853,770,064	473,102,915	13,049,924,410	14,809,502,295
NIPPON LIFE INS CO OF AMER	IA	225,090,340	136,667,913	6,605,615	351,184,775	292,369,475
NORTH AMER CO LIFE & HLTH INS	IA	15,021,668,572	1,065,147,500	130,762,771	1,713,614,528	2,402,588,131
NORTH CAROLINA MUT LIFE INS CO	NC	145,238,664	3,263,727	(2,554,982)	19,879,965	17,777,943
NORTH COAST LIFE INS CO	WA	145,674,358	7,982,148	340,857	6,956,132	11,260,621
NORTHWESTERN LONG TERM CARE INS CO	WI	2,220,146,334	213,750,148	(102,299,537)	457,315,030	490,099,353
NORTHWESTERN MUT LIFE INS CO	WI	215,165,005,933	17,198,784,598	628,873,786	15,995,243,819	16,476,816,971
NYLIFE INS CO OF AZ	AZ	194,934,357	68,191,720	8,092,769	24,918,157	13,063,880
OCCIDENTAL LIFE INS CO OF NC	TX	249,856,427	32,967,139	5,130,320	37,133,773	26,166,599
OHIO NATL LIFE ASSUR CORP	OH	3,408,148,155	316,776,128	7,913,552	278,605,701	391,681,263
OHIO NATL LIFE INS CO	OH	25,381,810,854	1,002,744,185	102,129,965	2,830,632,899	1,709,442,291
OHIO STATE LIFE INS CO	TX	13,554,519	10,299,069	516,110	-	-
OLD AMER INS CO	MO	248,333,060	21,980,667	1,704,456	67,729,358	47,105,043
OLD REPUBLIC LIFE INS CO	IL	131,733,910	36,419,051	1,926,236	21,176,574	16,064,308
OLD UNITED LIFE INS CO	AZ	87,444,622	44,903,454	381,095	8,462,140	5,038,976
OXFORD LIFE INS CO	AZ	1,097,680,988	148,485,992	11,316,787	197,072,412	205,291,958
PACIFIC GUARDIAN LIFE INS CO LTD	HI	504,667,772	107,997,231	6,893,792	69,843,810	63,039,049
PACIFIC LIFE & ANN CO	AZ	5,819,488,296	495,355,752	47,383,468	455,454,959	438,726,272
PACIFIC LIFE INS CO	NE	109,064,765,998	6,502,887,061	514,754,175	8,702,003,443	9,721,593,017
PACIFICARE LIFE & HLTH INS CO	IN	616,206,895	592,564,428	13,179,199	104,658,269	80,647,156
PANAMER ASSUR CO	LA	22,295,077	16,602,832	460,347	25,808	125,549
PANAMER LIFE INS CO	LA	1,425,506,771	244,635,322	26,635,192	270,306,160	207,919,831
PARK AVENUE LIFE INS CO	DE	305,836,447	67,842,232	6,659,444	3,049,483	8,550,813

## Summary of Financial Condition as of December 31, 2013

### Life and Disability Insurers

COMPANY NAME	STATE	ADMITTED ASSETS	CAPITAL & SURPLUS	NET GAIN FROM OPERATIONS	PREMIUM/ANNUITY CONSIDERATIONS	INCURRED BENEFITS
PARKER CENTENNIAL ASSUR CO	WI	84,409,024	45,820,356	1,614,634	4,980,365	6,528,473
PAUL REVERE LIFE INS CO	MA	4,301,833,572	336,087,198	72,065,392	90,421,409	(26,393,235)
PAUL REVERE VARIABLE ANN INS CO	MA	54,785,443	40,100,467	2,356,547	-	282,230
PAVONIA LIFE INS CO OF MI	MI	445,933,480	99,800,908	25,068,277	112,008,839	75,275,998
PENN INS & ANN CO	DE	2,307,274,424	310,741,514	(3,266,728)	(108,039,583)	25,956,020
PENN MUT LIFE INS CO	PA	15,945,191,145	1,490,685,731	(17,298,399)	1,482,955,405	1,388,826,657
PERICO LIFE INS CO	DE	20,904,960	17,627,047	2,766,539	2,942	(142,401)
PHARMACISTS LIFE INS CO	IA	88,639,956	7,058,196	(424,354)	5,006,986	7,732,956
PHILADELPHIA AMER LIFE INS CO	TX	205,698,055	28,954,762	3,865,901	120,382,627	96,624,260
PHILADELPHIA FINANCIAL LIFE ASSUR CO	PA	4,746,545,671	20,082,307	396,084	394,274,879	269,036,078
PHL VARIABLE INS CO	CT	6,163,596,218	222,853,163	(67,644,147)	854,829,861	914,970,853
PHOENIX LIFE & ANN CO	CT	47,158,029	21,925,799	(1,389,631)	164,719	1,734,693
PHOENIX LIFE INS CO	NY	13,564,167,981	597,045,040	79,832,521	330,123,538	621,146,742
PHYSICIANS LIFE INS CO	NE	1,378,696,838	122,654,178	7,931,289	248,611,776	233,314,877
PHYSICIANS MUT INS CO	NE	1,920,523,118	931,124,729	33,151,850	453,869,231	347,581,286
PIONEER AMER INS CO	TX	53,756,901	18,980,001	1,663,552	14,502,191	9,816,228
PIONEER MUT LIFE INS CO	ND	500,077,195	39,926,434	(1,471,971)	24,673,786	43,664,354
PIONEER SECURITY LIFE INS CO	TX	109,716,113	89,299,101	1,976,042	10,057,721	7,130,065
PRIMERICA LIFE INS CO	MA	1,479,769,791	563,260,434	306,733,507	255,729,806	125,244,055
PRINCIPAL LIFE INS CO	IA	143,741,935,965	4,142,230,495	687,150,477	5,267,047,264	5,450,026,670
PRINCIPAL NATL LIFE INS CO	IA	110,351,033	84,236,558	(6,369,312)	6,959	655
PROFESSIONAL INS CO	TX	105,070,894	29,545,812	3,044,190	37,106,122	27,614,013
PROTECTIVE LIFE INS CO	TN	41,027,033,990	2,917,676,056	305,134,313	4,589,583,686	4,099,443,706
PROVIDENT AMER LIFE & HLTH INS CO	OH	15,214,332	12,798,822	2,536,708	14,982,811	9,276,428
PROVIDENT LIFE & ACCIDENT INS CO	TN	8,347,582,371	699,708,316	171,536,290	898,507,387	554,240,893
PROVIDENT LIFE & CAS INS CO	TN	764,107,456	150,890,004	18,516,333	86,162,383	76,869,519
PRUCO LIFE INS CO	AZ	98,541,254,455	2,386,901,306	656,165,768	11,307,708,809	4,467,688,875
PRUDENTIAL ANN LIFE ASSUR CORP	AZ	50,649,082,327	443,474,828	483,391,722	(127,601,845)	4,092,029,791
PRUDENTIAL INS CO OF AMER	NJ	296,637,147,283	9,382,581,507	1,252,200,337	21,059,774,648	30,270,997,856
PRUDENTIAL RETIREMENT INS & ANN CO	CT	78,046,516,557	941,028,411	213,326,925	583,114,393	1,069,713,934
PURITAN LIFE INS CO OF AMER	AZ	35,517,818	5,242,204	(1,142,789)	5,554,937	4,267,557
PYRAMID LIFE INS CO	KS	211,756,750	104,220,747	23,845,641	425,619,434	353,534,783
RELIABLE LIFE INS CO	MO	22,713,375	13,252,554	313,881	-	-
RELiance STANDARD LIFE INS CO	IL	5,980,358,543	598,382,993	135,513,928	1,642,451,632	1,435,829,741

## Summary of Financial Condition as of December 31, 2013

### Life and Disability Insurers

COMPANY NAME	STATE	ADMITTED ASSETS	CAPITAL & SURPLUS	NET GAIN FROM OPERATIONS	PREMIUM/ANNUITY CONSIDERATIONS	INCURRED BENEFITS
RELIASTAR LIFE INS CO	MN	21,621,230,710	1,942,487,824	189,336,549	840,255,795	1,271,636,369
RELIASTAR LIFE INS CO OF NY	NY	3,208,828,188	329,459,729	54,234,590	139,184,879	255,491,262
RESERVE NATL INS CO	OK	111,175,740	52,415,092	4,896,379	143,572,957	79,057,214
RESOURCE LIFE INS CO	IL	16,922,204	10,489,941	496,416	(653,481)	(699,956)
RGA REINS CO	MO	23,259,758,919	1,550,069,872	101,678,267	2,305,630,108	3,634,795,802
RIVERSOURCE LIFE INS CO	MN	104,355,552,280	2,685,866,907	1,633,486,920	6,187,815,058	6,710,861,535
S USA LIFE INS CO INC	AZ	13,596,806	8,177,002	79,371	1,396,911	1,213,368
SAGICOR LIFE INS CO	TX	1,176,198,373	75,826,594	(1,713,365)	87,406,589	113,294,448
SCOR GLOBAL LIFE AMER REINS CO	DE	1,355,255,924	151,831,203	(41,103,980)	98,066,019	125,195,254
SCOR GLOBAL LIFE RE INS CO OF DE	DE	469,973,348	51,320,514	(4,018,761)	37,936,158	44,965,995
SCOR GLOBAL LIFE USA REINS CO	DE	949,320,187	422,574,405	58,147,495	908,239,607	(183,998,661)
SEARS LIFE INS CO	TX	48,795,345	20,819,654	4,621,579	12,482,594	6,941,950
SECURIAN LIFE INS CO	MN	207,809,044	131,528,027	(2,825,138)	83,160,255	77,179,340
SECURITAS FINANCIAL LIFE INS CO	NC	5,637,977	5,480,515	53,426	-	-
SECURITY BENEFIT LIFE INS CO	KS	20,702,296,559	1,044,803,333	154,001,933	6,191,894,152	6,590,124,577
SECURITY LIFE INS CO OF AMER	MN	73,237,779	19,598,549	286,400	78,918,192	49,051,684
SECURITY LIFE OF DENVER INS CO	CO	15,066,633,398	1,033,987,490	(70,823,671)	910,789,387	1,222,690,592
SECURITY MUT LIFE INS CO OF NY	NY	2,676,399,790	133,564,799	7,882,733	170,669,364	201,864,280
SECURITY NATL LIFE INS CO	UT	477,575,724	29,597,289	714,049	59,261,360	54,662,613
SENIOR HLTH INS CO OF PA	PA	2,985,938,782	98,201,892	(745,835)	173,742,427	310,876,360
SENIOR LIFE INS CO	GA	46,880,656	10,308,754	1,962,446	16,138,009	7,557,295
SENTINEL SECURITY LIFE INS CO	UT	403,721,509	15,230,705	(2,938,556)	17,097,388	16,595,115
SENTRY LIFE INS CO	WI	4,909,669,593	272,534,120	27,127,209	502,128,758	455,546,671
SETTLERS LIFE INS CO	WI	385,557,108	51,531,587	6,588,785	43,993,476	37,465,416
STANDARD INS CO	OR	19,118,662,354	1,287,349,393	195,085,274	3,489,274,863	3,291,406,874
STANDARD LIFE & ACCIDENT INS CO	TX	527,648,094	252,222,482	17,173,125	108,651,630	74,353,643
STANDARD SECURITY LIFE INS CO OF NY	NY	249,502,897	113,971,775	8,085,917	214,413,084	149,362,791
STARMOUNT LIFE INS CO	LA	51,137,913	22,329,329	4,173,452	79,734,576	54,874,861
STATE FARM HLTH INS CO	IL	8,389,628	8,362,775	(3,847)	-	-
STATE FARM LIFE INS CO	IL	60,442,042,798	8,444,656,364	421,175,213	4,750,702,317	5,062,660,812
STATE LIFE INS CO	IN	5,010,611,135	332,005,074	29,142,177	524,036,119	640,333,380
STATE MUT INS CO	GA	296,798,349	30,047,050	1,195,844	21,490,413	22,224,185
STERLING INVESTORS LIFE INS CO	GA	18,333,844	6,240,391	168,482	7,089,726	5,198,334
STONEBRIDGE LIFE INS CO	VT	1,739,856,555	108,450,813	82,297,674	360,528,742	179,087,405

## Summary of Financial Condition as of December 31, 2013

### Life and Disability Insurers

COMPANY NAME	STATE	ADMITTED ASSETS	CAPITAL & SURPLUS	NET GAIN FROM OPERATIONS	PREMIUM/ANNUITY CONSIDERATIONS	INCURRED BENEFITS
SUN LIFE & HLTH INS CO	CT	353,705,585	182,016,289	(35,700,222)	166,787,439	147,005,047
SUN LIFE ASSUR CO OF CANADA US	DE	39,279,197,972	1,410,419,752	570,507,571	1,559,374,596	3,749,940,560
SUNSET LIFE INS CO OF AMER	MO	355,658,848	31,198,212	4,839,970	15,331,690	24,276,210
SURETY LIFE INS CO	NE	13,885,569	12,756,835	176,666	-	-
SWISS RE LIFE & HLTH AMER INC	CT	9,994,731,136	1,644,001,743	101,802,083	1,644,437,902	1,598,459,989
SYMETRA LIFE INS CO	WA	27,220,041,375	1,869,719,652	146,930,035	2,995,566,093	3,549,299,871
SYMETRA NATL LIFE INS CO	WA	16,688,373	9,992,083	503,096	258,178	(143,226)
SYMPHONIX HLTH INS INC	MI	9,848,341	7,587,828	(4,424,384)	-	-
TEACHERS INS & ANN ASSOC OF AMER	NY	250,494,214,817	30,779,125,419	2,168,457,858	12,580,186,724	18,677,583,895
TEXAS LIFE INS CO	TX	952,866,475	80,351,216	33,390,749	197,678,369	138,178,927
THE SAVINGS BANK LIFE INS CO OF MA	MA	2,534,372,093	213,599,312	17,679,862	169,054,405	187,946,689
THRIVENT LIFE INS CO	MN	3,468,211,157	162,606,967	23,995,171	147,853,635	337,588,300
TIAA CREF LIFE INS CO	NY	7,988,639,007	373,833,409	(29,290,790)	480,854,992	464,924,167
TIME INS CO	WI	691,510,276	212,011,147	260,536	1,269,452,208	874,904,956
TOWN & COUNTRY LIFE INS CO	UT	5,719,704	3,374,231	287,042	3,301,467	2,291,709
TRANS WORLD ASSUR CO	CA	347,762,239	77,139,542	4,908,525	10,972,799	14,025,027
TRANSAMERICA ADVISORS LIFE INS CO	AR	10,135,218,291	733,415,165	438,122,393	18,031,250	590,027,329
TRANSAMERICA FINANCIAL LIFE INS CO	NY	29,402,390,662	934,576,231	294,035,049	5,239,627,045	4,137,144,097
TRANSAMERICA LIFE INS CO	IA	115,276,062,906	4,717,852,983	1,340,254,327	15,446,470,476	9,161,441,915
TRUASSURE INS CO	IL	6,554,035	5,971,295	7,994	261,894	253,468
TRUSTMARK INS CO	IL	1,369,779,673	297,770,986	26,607,470	294,032,709	156,864,013
TRUSTMARK LIFE INS CO	IL	365,541,679	160,564,461	9,865,644	264,471,685	200,175,505
UBS LIFE INS CO USA	CA	44,979,718	38,249,365	1,066,996	222,163	41,484,381
ULLICO LIFE INS CO	TX	11,868,333	11,595,098	(372,637)	-	-
UNICARE LIFE & HLTH INS CO	IN	469,053,917	126,250,463	42,579,960	321,671,551	272,495,705
UNIFIED LIFE INS CO	TX	179,569,877	22,804,010	3,262,464	30,412,094	27,658,970
UNIMERICA INS CO	WI	410,077,144	181,120,550	43,293,979	489,224,853	361,568,148
UNION CENTRAL LIFE INS CO	NE	6,491,294,422	558,170,289	80,033,622	218,193,407	730,148,280
UNION FIDELITY LIFE INS CO	KS	19,510,637,069	569,342,750	14,099,570	305,654,316	1,818,039,365
UNION LABOR LIFE INS CO	MD	2,813,706,488	87,665,806	(11,498,268)	139,471,477	116,731,635
UNION SECURITY INS CO	KS	5,085,826,710	434,712,871	63,740,299	986,168,292	734,740,857
UNITED AMER INS CO	NE	1,683,448,545	211,589,561	56,204,569	745,125,683	533,951,834
UNITED BENEFIT LIFE INS CO	OH	3,113,272	3,059,716	(59,785)	-	-
UNITED FIDELITY LIFE INS CO	TX	778,232,613	450,170,202	44,156,489	8,586,786	15,276,088



## Summary of Financial Condition as of December 31, 2013

### Life and Disability Insurers

COMPANY NAME	STATE	ADMITTED ASSETS	CAPITAL & SURPLUS	NET GAIN FROM OPERATIONS	PREMIUM/ANNUITY CONSIDERATIONS	INCURRED BENEFITS
UNITED HERITAGE LIFE INS CO	ID	520,094,566	55,397,520	5,684,674	68,117,510	68,944,527
UNITED LIFE INS CO	IA	1,648,018,882	157,974,224	5,128,892	164,346,637	206,531,463
UNITED NATL LIFE INS CO OF AMER	IL	13,531,286	3,887,875	593,049	12,900,585	3,330,761
UNITED OF OMAHA LIFE INS CO	NE	18,122,473,437	1,226,872,556	86,292,623	3,428,174,898	3,128,645,030
UNITED SECURITY ASSUR CO OF PA	PA	147,875,914	16,180,909	(167,823)	29,964,366	24,006,332
UNITED STATES LIFE INS CO IN NYC	NY	2,538,037,807	1,765,240,543	465,973,833	1,771,246,417	2,150,867,071
UNITED TEACHER ASSOC INS CO	TX	939,975,854	84,410,476	4,066,205	77,652,675	108,580,245
UNITED WORLD LIFE INS CO	NE	114,871,299	48,619,998	1,211,373	1,597,141	2,513,521
UNITEDHEALTHCARE INS CO	CT	14,512,561,082	5,039,492,066	2,389,033,192	44,680,443,593	35,534,988,500
UNITEDHEALTHCARE LIFE INS CO	WI	56,953,177	29,256,575	7,337,170	84,792,220	61,596,144
UNITY FINANCIAL LIFE INS CO	OH	172,735,320	11,102,485	1,135,386	51,143,708	45,270,703
UNIVERSAL GUAR LIFE INS CO	OH	348,061,708	34,897,819	6,276,975	8,165,081	17,144,597
UNIVERSAL UNDERWRITERS LIFE INS CO	KS	155,864,689	21,989,791	1,776,356	6,400,647	7,795,638
UNUM LIFE INS CO OF AMER	ME	19,078,536,320	1,557,867,048	196,055,466	2,794,217,187	1,538,925,905
US BR GREAT WEST LIFE ASSUR CO	MI	78,643,179	15,094,657	(1,785,362)	3,387,736	8,100,707
US BR SUN LIFE ASSUR CO OF CANADA	MI	15,368,893,261	766,742,157	160,027,859	(919,737,847)	(881,003,045)
US BUSINESS OF CANADA LIFE ASSUR CO	MI	4,318,881,067	135,416,801	37,024,007	141,551,918	61,022,435
US FINANCIAL LIFE INS CO	OH	638,132,457	62,477,943	7,638,237	43,341,334	78,359,202
USAA LIFE INS CO	TX	21,113,959,166	1,973,395,566	253,849,823	1,786,567,756	2,383,181,558
USABLE LIFE	AR	408,256,523	166,317,806	7,068,983	570,037,358	411,518,026
VANTIS LIFE INS CO	CT	896,338,991	71,723,508	2,034,453	34,414,602	58,635,730
VARIABLE ANN LIFE INS CO	TX	77,174,391,941	4,811,865,654	1,347,530,854	5,616,893,240	7,705,556,796
WASHINGTON NATL INS CO	IN	5,286,071,673	431,898,980	81,444,675	540,742,238	149,401,312
WEST COAST LIFE INS CO	NE	4,516,103,717	449,991,015	12,492,379	24,610,910	134,942,638
WESTERN & SOUTHERN LIFE INS CO	OH	9,405,282,427	4,211,010,903	(7,440,358)	266,831,078	411,515,916
WESTERN RESERVE LIFE ASSUR CO OF OH	OH	9,420,319,417	405,446,852	148,706,583	538,421,190	763,926,943
WESTERN SOUTHERN LIFE ASSUR CO	OH	13,146,807,242	1,176,680,488	110,749,960	935,672,443	1,215,755,113
WESTERN UNITED LIFE ASSUR CO	WA	872,191,758	62,790,409	12,221,650	175,008,171	197,872,753
WILLIAM PENN LIFE INS CO OF NY	NY	1,134,145,099	195,894,449	(14,909,967)	47,207,958	63,957,061
WILTON REASSUR CO	MN	3,470,778,858	608,785,865	68,290,833	345,065,162	412,065,749
WILTON REASSUR LIFE CO OF NY	NY	901,333,134	113,124,531	13,415,561	(32,520,822)	57,053,894
WMI MUT INS CO	UT	12,965,253	6,924,135	(261,883)	20,103,412	17,028,872
XL LIFE INS & ANN CO	IL	13,943,659	13,683,153	(607,480)	-	-
ZAILE LIFE INS CO	AZ	11,447,047	9,080,878	581,734	1,969,761	393,125
ZURICH AMER LIFE INS CO	IL	12,968,646,199	132,059,338	(49,464,859)	(295,034,368)	192,297,548

# Summary of Financial Condition as of December 31, 2013

## Property and Casualty Insurers

COMPANY NAME	STATE	ADMITTED ASSETS	CAPITAL & SURPLUS	NET INCOME	NET PREMIUMS WRITTEN	NET LOSSES & LAE	OTHER EXPENSES	NET LOSS & LAE RATIO	NET OTHER EXPENSE RATIO
21ST CENTURY ASSUR CO	DE	68,104,027	66,460,445	2,484,861	-	281,048	-	0.00%	0.00%
21ST CENTURY CAS CO	CA	12,433,687	11,917,867	58,110	-	35,132	-	0.00%	0.00%
21ST CENTURY CENTENNIAL INS CO	PA	555,757,400	538,428,522	13,319,396	-	2,810,478	-	0.00%	0.00%
21ST CENTURY IND INS CO	PA	62,517,167	60,873,585	5,779,985	-	281,048	-	0.00%	0.00%
21ST CENTURY INS CO	CA	880,840,080	861,657,310	14,995,590	-	2,810,478	-	0.00%	0.00%
21ST CENTURY INS CO OF THE SW	TX	5,384,676	5,384,676	43,039	-	-	-	0.00%	0.00%
21ST CENTURY N AMER INS CO	NY	571,988,257	532,579,791	15,233,714	-	3,236,563	-	0.00%	0.00%
21ST CENTURY PREMIER INS CO	PA	264,538,284	257,917,960	11,342,385	-	1,405,239	-	0.00%	0.00%
21ST CENTURY SECURITY INS CO	PA	195,305,698	188,478,634	3,986,746	-	1,124,191	-	0.00%	0.00%
ACA FIN GUAR CORP	MD	391,426,697	89,047,048	(9,181,605)	146,478	38,450,480	18,895,331	10.82%	69.28%
ACA INS CO	IN	76,467,067	41,120,117	1,963,953	14,425,624	10,604,649	4,168,737	11.66%	29.11%
ACADIA INS CO	NH	140,734,321	50,471,076	1,663,663	-	(1)	-	0.00%	0.00%
ACCEPTANCE CAS INS CO	NE	69,464,896	49,759,087	1,835,994	10,557,682	4,902,909	3,560,719	11.25%	40.26%
ACCIDENT FUND GEN INS CO	MI	233,100,396	38,232,654	2,994,692	28,587,742	18,060,372	4,860,425	15.95%	17.76%
ACCIDENT FUND INS CO OF AMER	MI	2,257,698,732	684,052,155	30,478,420	546,740,572	345,145,582	158,270,338	15.90%	30.23%
ACCIDENT FUND NATL INS CO	MI	211,635,519	53,436,735	2,887,985	42,881,614	27,095,448	12,711,633	15.96%	30.96%
ACCREDITED SURETY & CAS CO INC	FL	24,458,165	20,615,100	1,464,653	9,391,892	(383,884)	8,223,136	0.34%	87.53%
ACE AMER INS CO	PA	11,697,282,605	2,676,990,460	412,255,222	1,610,825,756	1,160,559,690	310,516,974	15.06%	19.31%
ACE FIRE UNDERWRITERS INS CO	PA	101,081,334	71,311,236	2,048,570	8,707,167	6,273,245	1,678,519	15.06%	19.32%
ACE PROP & CAS INS CO	PA	7,214,081,859	1,920,472,250	165,556,384	1,523,754,096	1,097,817,829	293,741,180	15.06%	19.32%
ACIG INS CO	IL	382,185,037	115,288,706	4,609,056	75,205,145	54,683,003	23,689,012	21.74%	32.03%
ACSTAR INS CO	IL	63,657,979	28,901,171	2,252,044	2,047,756	211,247	1,712,087	13.21%	81.05%
ACUITY A MUT INS CO	WI	2,826,417,384	1,202,321,936	111,073,764	1,074,019,868	629,581,198	305,636,526	9.01%	30.11%
ADM INS CO	AZ	443,744,239	21,917,074	152,761	-	-	1,775,613	0.00%	0.00%
ADMIRAL IND CO	DE	58,210,992	38,596,172	2,097,037	(6,098,022)	-	-	0.00%	0.00%
ADVANTAGE WORKERS COMP INS CO	IN	118,647,150	50,229,398	(228,763)	8,895,266	9,255,701	2,730,688	6.63%	31.78%
AEGIS SECURITY INS CO	PA	97,859,200	51,485,035	5,734,330	69,360,396	32,483,941	27,509,446	8.74%	41.11%
AETNA INS CO OF CT	CT	16,830,863	14,960,158	75,611	3,018,666	5,765,682	1,884,407	5.69%	25.36%
AF&L INS CO	PA	164,164,360	2,806	106,227	25,021,667	37,301,749	4,795,191	2.00%	18.68%
AFFILIATED FM INS CO	RI	2,327,144,249	1,262,071,193	124,414,716	387,588,001	195,907,663	108,302,550	3.02%	27.95%
AFFIRMATIVE INS CO	IL	219,203,460	46,291,290	(11,343,264)	128,646,741	147,817,600	41,037,516	16.14%	24.72%
AGCS MARINE INS CO	IL	873,018,645	158,159,745	797,654	217,058,608	174,133,562	62,168,935	6.78%	27.87%
AGRI GEN INS CO	IA	254,099,332	249,019,239	117,109	(792,693)	(1,351,438)	968,762	0.00%	N/A
AIG ASSUR CO	PA	44,117,058	42,967,630	794,971	-	-	-	0.00%	0.00%
AIG PROP CAS CO	PA	3,656,549,580	1,166,328,318	124,570,068	713,478,109	500,022,766	226,473,361	12.80%	34.67%

## Summary of Financial Condition as of December 31, 2013

### Property and Casualty Insurers

COMPANY NAME	STATE	ADMITTED ASSETS	CAPITAL & SURPLUS	NET INCOME	NET PREMIUMS WRITTEN	NET LOSSES & LAE	OTHER EXPENSES	NET LOSS & LAE RATIO	NET OTHER EXPENSE RATIO
AIOW NISSAY DOWA INS CO OF AMER	NY	111,563,815	59,050,729	6,597,416	11,637,626	12,629,020	2,079,147	13.72%	9.98%
AIU INS CO	NY	285,128,495	224,917,300	168,936,238	(446,762,449)	(128,709,193)	(35,622,133)	14.54%	121.27%
ALAMANCE INS CO	IL	480,599,029	358,140,321	14,737,419	40,673,592	21,858,746	15,705,343	20.95%	36.37%
ALASKA NATL INS CO	AK	830,445,066	352,213,047	50,310,774	200,564,677	90,839,273	53,140,121	13.00%	30.00%
ALEA NORTH AMERICA INS CO	NY	140,520,883	83,293,350	(1,606,752)	110	1,102,724	9,459,464	N/A	N/A
ALLEGHENY CAS CO	PA	34,454,259	22,696,196	3,399,917	21,351,935	(37,012)	20,938,633	0.40%	87.20%
ALLIANCE INS CO INC	KS	21,975,301	8,906,413	206,510	14,137,873	9,602,055	4,407,199	9.89%	31.87%
ALLIANZ GLOBAL RISKS US INS CO	IL	3,176,922,160	867,288,570	9,959,259	888,234,434	709,393,684	248,675,345	4.92%	27.87%
ALLIED INS CO OF AMER	OH	7,834,473	7,814,342	21,829	-	-	-	0.00%	0.00%
ALLIED PROP & CAS INS CO	IA	340,619,432	58,241,938	711,187	-	-	-	0.00%	0.00%
ALLIED WORLD INS CO	NH	1,687,333,232	1,044,526,582	13,572,269	177,232,276	113,134,186	43,756,522	20.33%	26.22%
ALLIED WORLD NATL ASSUR CO	NH	274,699,013	122,429,310	7,846,513	39,384,948	25,140,931	9,723,671	20.33%	26.22%
ALLMERICA FIN ALLIANCE INS CO	NH	18,986,475	18,976,296	425,138	-	-	-	0.00%	0.00%
ALLMERICA FIN BENEFIT INS CO	MI	32,515,381	32,504,285	570,348	-	-	-	0.00%	0.00%
ALLSTATE FIRE & CAS INS CO	IL	148,697,210	147,487,605	2,250,293	-	-	-	0.00%	0.00%
ALLSTATE IND CO	IL	149,356,479	143,572,900	4,681,613	-	-	-	0.00%	0.00%
ALLSTATE INS CO	IL	43,733,281,987	17,254,736,722	2,465,455,987	25,108,519,033	16,419,535,976	6,938,250,900	12.16%	28.05%
ALLSTATE PROP & CAS INS CO	IL	213,702,557	204,200,249	5,507,297	-	-	-	0.00%	0.00%
ALLSTATE VEHICLE & PROP INS CO	IL	23,552,937	23,298,911	747,285	-	-	-	0.00%	0.00%
ALPHA PROP & CAS INS CO	WI	34,392,833	14,017,218	460,461	-	-	(5,980)	0.00%	0.00%
ALPS PROP & CAS INS CO	MT	97,355,328	35,626,485	2,876,045	28,078,379	17,741,832	9,970,670	34.57%	35.78%
ALTERRA AMER INS CO	DE	222,418,440	150,257,289	(4,815,975)	21,296,289	14,298,071	9,410,685	5.02%	50.07%
AMBAC ASSUR CORP	WI	5,914,756,966	840,261,565	(235,557,208)	90,315,666	515,608,018	59,532,155	4.93%	16.77%
AMCO INS CO	IA	1,067,791,961	363,755,059	7,775,832	-	-	-	0.00%	0.00%
AMERICAN AGRI BUSINESS INS CO	TX	729,715,236	26,612,459	3,916,616	-	-	1,745,732	0.00%	0.00%
AMERICAN ALT INS CORP	DE	452,241,288	161,748,363	28,637,147	-	-	(41,613,070)	0.00%	0.00%
AMERICAN AUTOMOBILE INS CO	MO	184,023,856	157,008,925	1,992,960	-	-	(147,511)	0.00%	0.00%
AMERICAN BANKERS INS CO OF FL	FL	1,844,859,238	542,116,674	96,509,610	884,003,646	314,070,089	395,550,420	2.49%	50.45%
AMERICAN GAS CO OF READING PA	PA	140,787,315	140,751,211	8,247,709	-	-	-	0.00%	0.00%
AMERICAN CENTENNIAL INS CO	DE	41,074,787	9,771,624	(1,384,437)	-	1,822,952	332,311	0.00%	0.00%
AMERICAN COMMERCE INS CO	OH	306,059,404	111,994,650	6,509,069	168,746,388	120,822,596	47,304,026	11.21%	28.78%
AMERICAN COMPENSATION INS CO	MN	66,752,125	51,240,654	446,070	-	-	-	0.00%	0.00%
AMERICAN CONTRACTORS IND CO	CA	335,243,323	89,598,788	22,991,088	69,097,830	9,013,051	43,886,451	15.71%	61.27%
AMERICAN ECONOMY INS CO	IN	77,595,314	63,770,044	65,348,950	(292,551,932)	-	-	0.00%	0.00%
AMERICAN EMPIRE INS CO	OH	36,454,874	20,949,835	872,915	7,959,679	5,715,913	1,272,036	29.21%	17.73%

# Summary of Financial Condition as of December 31, 2013

## Property and Casualty Insurers

COMPANY NAME	STATE	ADMITTED ASSETS	CAPITAL & SURPLUS	NET INCOME	NET PREMIUMS WRITTEN	NET LOSSES & LAE	OTHER EXPENSES	NET LOSS & LAE RATIO	NET OTHER EXPENSE RATIO
AMERICAN EQUITY SPECIALTY INS CO	CT	77,073,674	28,722,081	3,554,305	20,138,477	12,102,804	6,085,323	11.98%	30.60%
AMERICAN FAMILY HOME INS CO	FL	530,030,905	149,784,814	5,567,327	245,407,933	98,636,598	125,401,099	5.15%	55.67%
AMERICAN FAMILY MUT INS CO	WI	13,229,637,355	5,791,697,133	281,245,926	5,595,625,038	3,989,776,094	1,635,424,759	9.60%	29.77%
AMERICAN FARMERS & RANCHERS INS CO	OK	8,964,246	8,098,118	(135,773)	(241,790)	173,160	117,141	N/A	N/A
AMERICAN FARMERS & RANCHERS MUT INS	OK	103,060,575	32,551,616	8,410,839	83,989,236	51,476,514	22,805,488	8.42%	28.79%
AMERICAN FIRE & CAS CO	NH	59,838,079	38,483,224	5,036,965	(31,344,850)	-	-	0.00%	0.00%
AMERICAN GUAR & LIAB INS	NY	264,773,924	176,529,565	2,616,031	-	-	-	0.00%	0.00%
AMERICAN HALLMARK INS CO OF TX	TX	286,813,242	115,283,711	2,480,047	107,480,871	77,733,882	36,565,640	10.13%	34.04%
AMERICAN HLTHCARE IND CO	DE	75,831,826	34,337,305	707,429	(165,632)	(584,481)	792,287	N/A	243.08%
AMERICAN HOME ASSUR CO	NY	23,671,051,041	5,091,686,090	702,989,648	5,852,419,686	3,800,436,767	2,156,743,010	11.87%	39.74%
AMERICAN INS CO	OH	325,526,841	283,540,238	4,818,091	-	-	(114,043)	0.00%	0.00%
AMERICAN INTERSTATE INS CO	NE	1,093,745,218	354,292,738	35,349,929	284,828,211	184,306,653	49,893,072	10.64%	18.80%
AMERICAN MERCURY INS CO	OK	331,423,746	135,683,009	9,152,784	174,209,731	126,882,118	47,591,604	10.23%	27.36%
AMERICAN MINING INS CO	IA	33,026,382	24,007,778	1,388,218	-	-	-	0.00%	0.00%
AMERICAN MODERN HOME INS CO	OH	1,256,384,755	373,637,238	5,805,265	431,736,174	173,527,348	220,613,044	5.15%	55.67%
AMERICAN MODERN SELECT INS CO	OH	276,726,912	40,156,580	3,524,162	45,445,913	18,266,038	23,222,425	5.15%	55.67%
AMERICAN MUT SHARE INS CORP	OH	229,466,170	188,074,272	1,620,924	210,339	4,139,826	6,302,872	N/A	N/A
AMERICAN NATL GEN INS CO	MO	101,371,519	56,215,967	1,663,175	39,140,534	35,350,355	8,449,412	13.68%	20.66%
AMERICAN NATL PROP & CAS CO	MO	1,155,566,510	537,491,805	25,378,562	467,952,555	344,653,150	117,799,005	10.59%	25.69%
AMERICAN PET INS CO	NY	30,459,870	16,374,972	1,126,407	69,740,694	43,524,334	19,371,848	5.90%	29.60%
AMERICAN RELIABLE INS CO	AZ	271,183,878	79,153,772	11,381,652	170,893,970	97,224,390	72,548,846	7.16%	42.39%
AMERICAN ROAD INS CO	MI	564,232,560	276,007,737	48,602,919	118,061,144	76,320,911	6,180,725	3.99%	5.20%
AMERICAN SAFETY CAS INS CO	OK	192,178,914	122,481,174	992,612	11,804,114	9,995,902	18,844,947	12.63%	99.78%
AMERICAN SECURITY INS CO	DE	2,077,955,537	740,844,483	294,195,952	1,601,887,484	511,643,666	680,069,430	3.64%	44.69%
AMERICAN SELECT INS CO	OH	220,263,115	91,864,770	10,122,977	83,769,538	48,972,365	29,146,354	12.10%	35.60%
AMERICAN SENTINEL INS CO	PA	30,626,588	14,924,245	1,858,826	23,120,100	10,811,802	9,037,872	8.67%	40.52%
AMERICAN SERV INS CO INC	IL	108,267,366	26,793,145	3,646,533	40,342,008	22,806,057	11,731,114	16.01%	32.89%
AMERICAN SOUTHERN HOME INS CO	FL	135,874,744	36,874,548	1,418,989	36,356,731	14,612,829	18,577,940	5.15%	55.67%
AMERICAN STANDARD INS CO OF WI	WI	393,931,437	318,649,475	7,998,942	-	-	-	0.00%	0.00%
AMERICAN STATES INS CO	IN	155,139,489	120,592,040	68,783,280	(397,034,764)	-	-	0.00%	0.00%
AMERICAN STATES PREFERRED INS CO	IN	31,371,241	21,026,396	6,562,444	(41,793,132)	-	-	0.00%	0.00%
AMERICAN SUMMIT INS CO	TX	44,216,313	26,452,598	521,032	24,492,205	16,132,893	7,936,465	7.47%	34.12%
AMERICAN SURETY CO	IN	13,969,721	11,563,410	1,349,068	7,881,469	(26,629)	7,129,745	0.14%	91.34%
AMERICAN WEST INS CO	ND	13,292,598	10,524,048	938,525	6,947,243	4,182,094	1,351,403	5.52%	20.16%
AMERICAN ZURICH INS CO	IL	234,186,348	153,301,958	3,261,347	-	-	-	0.00%	0.00%

## Summary of Financial Condition as of December 31, 2013

### Property and Casualty Insurers

COMPANY NAME	STATE	ADMITTED ASSETS	CAPITAL & SURPLUS	NET INCOME	NET PREMIUMS WRITTEN	NET LOSSES & LAE	OTHER EXPENSES	NET LOSS & LAE RATIO	NET OTHER EXPENSE RATIO
AMERISURE INS CO	MI	721,576,876	215,664,009	3,357,666	199,332,956	140,168,092	59,950,056	17.95%	31.25%
AMERISURE MUT INS CO	MI	1,981,826,498	803,766,048	40,986,018	445,176,935	313,042,044	133,888,395	17.95%	31.25%
AMERISURE PARTNERS INS CO	MI	70,482,962	22,149,405	(343,131)	19,933,296	14,016,816	5,995,018	17.95%	31.25%
AMEX ASSUR CO	IL	296,510,798	196,864,882	78,874,591	177,506,903	85,771,238	27,112,761	5.00%	15.60%
AMGUARD INS CO	PA	358,794,710	103,075,334	12,282,192	59,092,024	56,818,375	15,648,029	11.36%	19.25%
AMICA MUT INS CO	RI	4,855,212,392	2,649,700,527	145,156,560	1,746,658,126	1,182,239,083	377,299,225	11.90%	22.31%
AMTRUST INS CO OF KS INC	KS	43,379,561	15,275,048	3,412,970	6,979,650	3,479,946	(2,197,070)	9.40%	N/A
ARCH IND INS CO	NE	37,023,874	18,989,744	(5,005,043)	-	68,811	7,668,545	0.00%	0.00%
ARCH INS CO	MO	2,840,864,274	736,627,397	28,704,952	659,634,067	464,716,065	213,750,423	15.71%	31.37%
ARCH REINS CO	NE	1,547,914,182	1,013,228,143	32,995,126	204,022,469	87,144,957	62,988,295	3.96%	33.84%
ARGONAUT GREAT CENTRAL INS CO	IL	50,313,045	24,362,771	1,134,722	-	-	(35,078)	0.00%	0.00%
ARGONAUT INS CO	IL	1,308,888,649	409,362,756	49,750,816	196,909,615	176,543,075	66,613,874	26.56%	31.25%
ARGONAUT MIDWEST INS CO	IL	26,055,265	16,408,014	207,631	1	-	-	0.00%	0.00%
ARIZONA AUTOMOBILE INS CO	AZ	18,265,869	8,508,510	271,202	6,835,600	4,539,402	1,807,762	10.69%	27.34%
ARMED FORCES INS EXCH	KS	123,015,714	61,598,171	7,684,885	64,200,205	37,608,576	23,049,735	11.03%	36.40%
ARROWOOD IND CO	DE	1,539,953,840	260,451,334	(3,218,170)	1,484,492	16,563,314	39,211,281	N/A	N/A
ASHMERE INS CO	IL	37,645,720	12,695,960	(431,888)	1,266	18,368	781,474	N/A	N/A
ASPEN AMER INS CO	TX	443,680,779	257,524,067	(27,395,046)	26,754,974	20,220,893	28,749,031	32.45%	146.30%
ASSOCIATED IND CORP	CA	99,624,896	82,310,227	1,598,259	-	-	(25,557)	0.00%	0.00%
ASSOCIATED LOGGERS EXCH	ID	29,419,705	12,525,723	880,989	10,111,159	7,622,234	2,340,068	4.51%	22.72%
ASSURANCE CO OF AMER	NY	29,332,857	19,832,945	382,218	-	-	-	0.00%	0.00%
ASSURED GUAR CORP	MD	2,504,423,929	692,553,633	211,158,142	(186,713,225)	(41,663,220)	65,909,723	12.78%	60.77%
ASSURED GUAR MUNICIPAL CORP	NY	5,712,135,266	1,733,149,275	339,635,489	(191,293,454)	(56,913,986)	101,830,088	27.37%	34.40%
ATAIN INS CO	TX	62,648,280	37,842,995	1,868,764	10,854,487	5,946,159	2,502,386	22.76%	26.12%
ATLANTA INTL INS CO	NY	50,316,008	23,209,090	(766,939)	4,000	1,556,508	8,362	N/A	N/A
ATLANTIC SPECIALTY INS CO	NY	2,258,814,096	665,807,406	116,287,920	969,217,611	592,658,898	360,815,339	13.19%	33.21%
ATRADIUS TRADE CREDIT INS CO	MD	98,882,942	64,582,035	1,732,485	15,569,020	7,361,297	7,972,074	41.12%	53.12%
ATX PREMIER INSURANCE COMPANY	TX	7,328,940	6,452,113	(411,221)	260,831	122,890	503,179	21.08%	277.51%
AUSTIN MUT INS CO	MN	45,244,855	34,088,383	2,438,332	(17,524,789)	-	-	0.00%	0.00%
AUTO OWNERS INS CO	MI	11,392,762,533	7,510,757,441	340,281,164	2,325,432,735	1,394,870,078	753,708,415	9.19%	32.89%
AUTOMOBILE INS CO OF HARTFORD CT	CT	1,002,240,810	317,300,832	47,294,726	275,897,128	165,808,689	83,369,338	11.98%	30.60%
AUTOONE INS CO	NY	52,779,460	14,423,594	(2,841,972)	14,979,395	15,918,952	6,588,804	28.61%	36.19%
AVEMCO INS CO	MD	103,085,350	69,392,443	8,301,111	29,799,444	12,968,145	9,093,593	6.91%	29.75%
AXA ART INS CORP	NY	50,157,268	29,718,101	408,704	14,545,064	5,140,395	9,113,506	8.65%	63.65%
AXA INS CO	NY	208,691,818	117,822,936	1,480,425	26,988,952	11,769,721	7,170,794	12.16%	27.22%

## Summary of Financial Condition as of December 31, 2013

### Property and Casualty Insurers

COMPANY NAME	STATE	ADMITTED ASSETS	CAPITAL & SURPLUS	NET INCOME	NET PREMIUMS WRITTEN	NET LOSSES & LAE	OTHER EXPENSES	NET LOSS & LAE RATIO	NET OTHER EXPENSE RATIO
AXIS INS CO	IL	1,366,013,693	526,223,894	(10,081,479)	306,760,881	213,990,972	105,924,721	9.40%	39.60%
AXIS REINS CO	NY	2,675,912,110	822,690,589	57,979,983	494,237,695	253,582,258	173,895,231	5.85%	39.64%
AXIS SPECIALTY INS CO	CT	83,323,243	57,704,509	(353,233)	(101,692)	3,282,869	419,328	N/A	N/A
BADGER MUT INS CO	WI	160,982,800	57,918,963	(5,372,166)	92,879,904	73,236,026	27,015,907	11.66%	29.47%
BALBOA INS CO	CA	297,528,226	194,470,464	14,440,949	(2,922,041)	2,670,835	4,994,664	N/A	N/A
BANKERS INS CO	FL	145,373,409	56,315,678	(2,052,105)	62,392,889	21,754,363	37,107,388	6.79%	67.79%
BANKERS STANDARD FIRE & MARINE CO	PA	184,405,792	75,116,586	5,274,246	39,182,247	28,229,598	7,553,342	15.06%	19.32%
BANKERS STANDARD INS CO	PA	408,656,332	132,055,640	10,440,979	91,425,247	65,869,070	17,624,469	15.06%	19.32%
BCS INS CO	OH	267,891,365	152,868,143	6,355,636	131,861,119	88,511,470	35,718,844	8.01%	28.32%
BEAZLEY INS CO INC	CT	253,664,035	121,933,324	3,803,786	37,539,702	15,977,410	14,382,728	19.35%	41.76%
BENCHMARK INS CO	KS	159,274,899	52,300,725	3,321,541	36,629,040	22,051,098	12,493,792	13.49%	33.88%
BERKLEY INS CO	DE	16,122,680,430	4,907,172,289	1,493,816,453	5,744,145,566	2,699,740,677	1,526,333,605	9.55%	34.83%
BERKLEY NATL INS CO	IA	74,801,014	49,402,387	1,394,815	(2,827,876)	-	-	0.00%	0.00%
BERKLEY REGIONAL INS CO	DE	681,215,263	643,180,469	134,454,374	(547,413,567)	-	-	0.00%	0.00%
BERKSHIRE HATHAWAY ASSUR CORP	NY	2,255,598,201	1,426,810,916	195,463,444	12,389,792	10,928,275	1,713,872	0.50%	4.90%
BERKSHIRE HATHAWAY HOMESTATE INS CO	NE	1,587,489,616	963,768,380	22,370,374	280,089,672	185,825,422	59,893,282	14.00%	25.10%
BITUMINOUS CAS CORP	IL	788,370,973	290,180,858	39,493,490	204,293,556	132,796,916	51,205,078	17.51%	25.89%
BITUMINOUS FIRE & MARINE INS CO	IL	464,979,344	156,953,222	21,858,458	128,773,332	80,308,756	43,626,107	10.88%	34.87%
BOND SAFEGUARD INS CO	SD	66,920,696	27,781,563	(1,069,522)	30,021,180	17,818,734	18,346,795	9.00%	55.50%
BOSTON IND CO INC	SD	5,886,301	4,677,796	34,710	1,852,492	344,911	1,733,111	0.00%	80.51%
BRISTOL W INS CO	OH	120,817,586	43,616,250	(512,926)	-	2,552,639	(1,232)	0.00%	0.00%
BROTHERHOOD MUT INS CO	IN	443,294,255	178,188,996	9,490,733	252,545,705	152,317,070	79,832,415	7.91%	33.80%
BUILD AMER MUT ASSUR CO	NY	486,528,878	469,049,395	(29,302,649)	2,996,699	-	33,229,754	N/A	N/A
CALIFORNIA CAPITAL INS CO	CA	569,516,736	303,304,041	9,162,289	234,008,351	144,868,258	77,430,354	11.12%	34.79%
CALIFORNIA CAS GEN INS CO OF OR	OR	103,618,400	32,786,221	(552,147)	27,209,345	21,152,136	7,991,181	18.04%	30.00%
CALIFORNIA CAS IND EXCH	CA	571,834,546	336,456,315	2,618,270	158,721,176	123,387,455	46,615,232	18.04%	30.00%
CALIFORNIA CAS INS CO	OR	116,538,735	88,140,548	(239,350)	18,139,563	14,101,423	5,327,454	18.04%	30.00%
CALIFORNIA INS CO	CA	521,062,850	317,357,442	48,928,910	186,889,975	59,854,816	55,109,322	8.19%	29.62%
CAMICO MUT INS CO	CA	93,766,670	38,528,743	1,151,332	32,547,831	21,159,384	10,521,548	35.04%	32.39%
CAMPMED CAS & IND CO INC	NH	20,208,341	19,645,388	382,624	-	-	-	0.00%	0.00%
CANAL INS CO	SC	848,967,374	444,813,878	1,712,474	191,908,054	172,286,161	62,609,357	13.60%	31.50%
CAPITOL IND CORP	WI	411,162,534	172,910,791	(11,294,615)	119,964,678	72,366,914	61,845,561	17.39%	56.06%
CAPSON PHYSICIANS INS CO	TX	20,736,494	7,552,203	(1,469,547)	9,282,630	5,181,859	4,789,652	24.18%	56.88%
CAROLINA CAS INS CO	IA	178,402,247	95,290,700	25,705,201	-	-	-	0.00%	0.00%
CASTLEPOINT NATL INS CO	IL	468,500,604	30,503,678	(72,379,032)	142,695,810	183,857,300	69,064,341	22.91%	39.76%

# Summary of Financial Condition as of December 31, 2013

## Property and Casualty Insurers

COMPANY NAME	STATE	ADMITTED ASSETS	CAPITAL & SURPLUS	NET INCOME	NET PREMIUMS WRITTEN	NET LOSSES & LAE	OTHER EXPENSES	NET LOSS & LAE RATIO	NET OTHER EXPENSE RATIO
CASUALTY UNDERWRITERS INS CO	UT	4,298,989	4,267,409	55,025	12,165	56,052	194,606	10.80%	207.00%
CATERPILLAR INS CO	MO	639,627,777	243,425,268	33,206,526	214,611,634	100,882,931	25,658,750	0.63%	14.04%
CATLIN IND CO	DE	95,056,019	77,509,057	635,288	6,499,661	3,577,452	1,361,458	18.26%	23.58%
CATLIN INS CO	TX	190,914,938	64,219,511	3,681,255	45,497,644	25,042,151	9,508,207	18.26%	23.53%
CEM INS CO	IL	34,018,785	10,006,593	274,638	11,332,489	7,490,753	3,260,453	18.90%	30.93%
CENSTAT GAS CO	NE	16,428,952	15,844,157	372,438	754,183	399,117	226,606	0.00%	30.77%
CENTRAL STATES IND CO OF OMAHA	NE	412,274,277	346,002,981	17,671,766	42,984,738	15,415,988	25,261,219	2.11%	59.26%
CENTRE INS CO	DE	89,076,137	39,184,443	14,413,833	-	28,063	681,142	0.00%	0.00%
CENTURION CAS CO	IA	131,918,494	130,777,186	12,594,249	15,112,797	1,036,544	1,515,312	0.04%	10.02%
CENTURY IND CO	PA	964,270,390	25,000,000	(209,046,960)	-	344,669,872	3,788,544	0.00%	0.00%
CENTURY NATL INS CO	CA	587,656,225	386,531,886	15,481,452	124,818,412	95,702,215	44,592,433	16.43%	36.51%
CHARTER OAK FIRE INS CO	CT	916,865,957	245,915,254	42,608,143	255,758,652	153,705,866	77,283,982	11.98%	30.60%
CHEROKEE INS CO	MI	377,627,751	151,548,928	14,768,170	154,048,348	136,281,384	14,698,568	13.46%	9.98%
CHICAGO INS CO	IL	108,222,850	53,106,020	8,903,999	-	-	(9,257,186)	0.00%	0.00%
CHUBB IND INS CO	NY	327,428,915	126,923,219	12,042,302	45,077,709	23,477,134	13,463,295	14.00%	30.20%
CHUBB NATL INS CO	IN	280,441,488	128,506,095	12,342,735	45,077,709	23,477,134	13,464,934	14.00%	30.20%
CHURCH MUT INS CO	WI	1,357,735,735	473,189,385	(4,898,745)	557,299,015	340,517,816	148,447,063	7.94%	27.71%
CIFG ASSUR N AMER INC	NY	685,948,095	552,422,253	157,945,886	19,374,135	(124,081,059)	16,869,948	27.08%	57.16%
CIM INS CORP	MI	17,910,503	17,056,274	189,402	-	-	2,209	0.00%	0.00%
CINCINNATI GAS CO	OH	361,054,298	316,526,228	9,933,203	-	-	-	0.00%	0.00%
CINCINNATI INS CO	OH	10,559,843,756	4,325,670,432	417,715,253	3,769,242,938	2,234,775,048	1,148,373,736	9.65%	31.90%
CITIZENS INS CO OF AMER	MI	1,476,562,770	662,182,425	67,919,483	679,846,502	465,248,688	192,897,989	9.16%	27.81%
CIVIL SERV EMPLOYEES INS CO	CA	213,350,146	112,201,079	1,978,398	91,892,138	60,786,502	32,791,136	12.50%	36.24%
CLAREMONT LIAB INS CO	CA	41,453,359	15,143,067	(526,540)	-	-	1,140,630	0.00%	0.00%
CLARENDON NATL INS CO	NJ	643,158,921	290,891,161	11,615,198	(12,843,518)	(25,160,944)	12,984,276	N/A	N/A
CLEARWATER INS CO	DE	1,304,099,847	380,086,722	(42,893,330)	144,477	39,673,973	17,886,416	N/A	N/A
CLEARWATER SELECT INS CO	CT	1,111,773,412	372,587,846	2,027,939	808,376,545	702,049,822	43,943,356	0.53%	5.83%
CLERMONT INS CO	IA	23,166,756	21,387,319	360,785	-	-	-	0.00%	0.00%
CMG MORTGAGE ASSUR CO	WI	7,147,703	6,756,381	(139,742)	149,599	168,551	181,524	N/A	121.59%
CMG MORTGAGE INS CO	WI	382,132,688	161,423,610	(5,224,713)	87,095,366	58,690,662	21,364,660	0.45%	24.70%
COFACE N AMER INS CO	MA	146,964,828	65,020,305	10,506,510	55,184,960	21,640,437	15,328,605	2.95%	29.60%
COLISEUM REINS CO	DE	320,741,647	202,967,963	30,592,379	66,225	12,773	5,161,385	N/A	7863.65%
COLONIAL AMER CAS & SURETY CO	MD	27,251,071	22,258,887	439,447	-	-	-	0.00%	0.00%
COLONIAL SURETY CO	PA	46,564,795	25,971,630	2,687,957	7,836,257	2,096,154	2,381,700	20.10%	31.30%
COLONY SPECIALTY INS CO	OH	69,475,722	27,257,222	628,438	-	-	-	0.00%	0.00%

## Summary of Financial Condition as of December 31, 2013

### Property and Casualty Insurers

COMPANY NAME	STATE	ADMITTED ASSETS	CAPITAL & SURPLUS	NET INCOME	NET PREMIUMS WRITTEN	NET LOSSES & LAE	OTHER EXPENSES	NET LOSS & LAE RATIO	NET OTHER EXPENSE RATIO
COLORADO CAS INS CO	NH	26,465,812	23,264,801	246,219	-	-	-	0.00%	0.00%
COLUMBIA INS CO	NE	19,012,886,606	13,454,112,847	858,909,232	546,797,790	202,519,771	123,830,684	8.00%	22.70%
COLUMBIA MUT INS CO	MO	378,356,656	155,465,093	7,931,960	148,936,242	126,941,400	43,578,086	10.52%	25.49%
COMMERCE & INDUSTRY INS CO	NY	7,339,225,480	1,905,580,839	309,106,081	1,569,651,851	1,049,546,163	498,253,198	12.80%	34.67%
COMMERCIAL CAS INS CO	CA	119,802,029	63,328,376	929,991	11,361	(41,041)	520,095	N/A	N/A
COMMONWEALTH INS CO OF AMER	WA	28,881,286	19,392,312	1,157,166	(483,668)	(1,931,206)	384,094	210.37%	N/A
COMPANION COMMERCIAL INS CO	SC	20,915,813	19,133,845	71,602	-	-	-	0.00%	0.00%
COMPANION PROP & CAS INS CO	SC	998,571,135	250,837,735	(29,745,822)	214,390,841	241,783,346	63,807,843	10.07%	24.87%
COMPWEST INS CO	CA	217,377,803	112,311,146	6,118,727	28,587,742	18,063,633	6,935,224	15.96%	25.34%
CONSTITUTION INS CO	NY	16,382,809	13,144,547	700,387	4,054,137	-	1,217,930	0.00%	67.77%
CONSUMERS INS USA INC	TN	54,957,308	20,051,011	980,328	36,323,658	27,209,849	13,715,209	13.20%	36.50%
CONTINENTAL CAS CO	IL	42,642,332,621	11,136,699,609	787,982,235	6,246,690,171	4,997,329,741	1,919,946,265	19.10%	33.73%
CONTINENTAL HERITAGE INS CO	FL	7,765,310	7,214,013	383,075	1,377,395	3,614	835,352	0.19%	63.77%
CONTINENTAL IND CO	IA	129,067,890	53,765,169	8,811,856	39,118,169	13,735,080	11,019,082	8.79%	28.31%
CONTINENTAL INS CO	PA	2,345,533,197	1,366,859,991	121,778,746	-	198,689,551	(6,636,136)	0.00%	0.00%
CONTINENTAL WESTERN INS CO	IA	200,330,522	85,455,904	5,958,441	-	-	-	0.00%	0.00%
CONTRACTORS BONDING & INS CO	WA	195,534,458	111,491,623	10,019,263	50,040,709	10,826,975	28,630,085	9.17%	58.20%
COPIC INS CO	CO	524,952,908	260,581,358	11,907,896	82,047,013	51,451,511	19,590,301	20.05%	22.63%
COREPOINTE INS CO	MI	225,293,066	133,735,595	2,487,803	48,992,140	33,313,979	23,723,649	10.11%	44.18%
COUNTRY CAS INS CO	IL	77,731,610	66,977,655	1,165,382	-	-	-	0.00%	0.00%
COUNTRY MUT INS CO	IL	4,150,272,831	1,825,536,945	151,346,300	2,051,688,680	1,393,727,722	608,261,382	9.16%	30.25%
COUNTRY PREF INS CO	IL	189,367,454	65,727,552	1,659,520	-	-	-	0.00%	0.00%
COURTESY INS CO	FL	686,487,618	308,444,697	38,289,973	124,915,379	55,204,463	21,530,712	2.37%	20.55%
CRUM & FORSTER IND CO	DE	46,042,384	15,735,157	1,045,048	12,785,461	8,656,221	3,719,735	13.58%	30.68%
CSE SAFEGUARD INS CO	CA	89,637,532	38,577,894	304,137	45,877,186	30,315,686	16,370,984	12.43%	36.24%
CUMIS INS SOCIETY INC	IA	1,637,594,165	621,737,099	58,483,515	621,017,420	379,197,300	192,091,297	8.82%	32.32%
CYPRESS INS CO	CA	1,140,153,517	264,433,724	25,344,366	271,897,432	184,570,853	23,004,191	25.90%	9.80%
DAIRYLAND INS CO	WI	1,163,189,493	471,664,326	25,576,277	318,072,730	236,554,618	85,194,532	12.54%	27.48%
DAKOTA FIRE INS CO	ND	194,446,773	54,032,459	4,410,341	87,760,585	57,141,128	28,878,821	12.27%	33.94%
DAKOTA TRUCK UNDERWRITERS	SD	100,092,571	39,176,650	4,029,569	29,837,084	23,605,591	7,288,756	14.36%	22.82%
DANIELSON NATL INS CO	CA	11,179,165	5,620,270	(541,029)	1,125,628	913,977	1,001,014	48.90%	79.85%
DARWIN NATL ASSUR CO	DE	689,271,654	364,034,089	10,978,648	98,462,376	62,852,326	24,303,458	20.33%	26.22%
DEALERS ASSUR CO	OH	80,714,715	50,778,076	5,113,239	14,153,418	1,016,123	4,800,591	3.10%	38.62%
DENTISTS BENEFITS INS CO	OR	18,341,279	11,967,386	591,512	4,543,096	1,560,867	2,281,603	25.62%	50.48%
DENTISTS INS CO	CA	308,016,878	174,112,367	7,087,648	54,448,042	39,148,328	15,145,849	38.60%	28.55%



# Summary of Financial Condition as of December 31, 2013

## Property and Casualty Insurers

COMPANY NAME	STATE	ADMITTED ASSETS	CAPITAL & SURPLUS	NET INCOME	NET PREMIUMS WRITTEN	NET LOSSES & LAE	OTHER EXPENSES	NET LOSS & LAE RATIO	NET OTHER EXPENSE RATIO
DEPOSITORS INS CO	IA	247,142,313	36,316,417	528,291	-	-	-	0.00%	0.00%
DEVELOPERS SURETY & IND CO	IA	123,509,966	75,814,689	2,565,100	41,758,177	10,949,943	26,860,219	15.89%	70.45%
DIAMOND STATE INS CO	IN	172,990,119	51,757,929	52,929,070	17,320,181	10,149,870	6,012,603	22.52%	42.76%
DIRECT NATL INS CO	AR	16,554,586	6,801,529	332,727	11,476,204	7,479,759	4,054,225	12.63%	36.12%
DISCOVER PROP & CAS INS CO	CT	140,430,209	64,384,948	5,617,394	28,193,867	16,943,935	8,519,462	11.98%	30.60%
DOCTORS CO AN INTERINS EXCH	CA	3,313,221,939	1,731,689,051	27,735,469	675,729,455	481,878,612	142,931,788	30.64%	22.27%
DORINCO REINS CO	MI	1,571,415,880	529,544,136	73,168,329	196,827,961	145,186,410	30,740,683	13.38%	15.43%
EAGLE W INS CO	CA	115,052,767	46,222,509	1,785,865	61,379,240	37,998,232	20,309,601	11.12%	34.79%
EASTGUARD INS CO	PA	81,715,857	32,870,741	3,420,368	12,535,372	11,763,031	3,070,851	11.07%	17.31%
ECONOMY FIRE & CAS CO	IL	456,314,753	362,789,437	17,355,612	-	-	(1,244)	0.00%	0.00%
ECONOMY PREFERRED INS CO	IL	28,800,126	10,204,028	340,029	-	-	(2,057)	0.00%	0.00%
ECONOMY PREMIER ASSUR CO	IL	86,418,699	44,208,372	1,808,379	-	-	-	0.00%	0.00%
ELECTRIC INS CO	MA	1,448,715,389	522,559,854	33,572,067	353,304,099	263,119,503	73,926,277	22.10%	22.40%
EMCASCO INS CO	IA	407,758,646	114,790,959	7,682,974	182,271,984	118,677,729	59,979,093	12.27%	33.94%
EMPIRE FIRE & MARINE INS CO	NE	90,777,902	48,162,487	414,076	-	-	-	0.00%	0.00%
EMPLOYERS ASSUR CO	FL	548,704,166	196,814,174	2,568,521	67,846,560	47,403,449	18,957,144	7.28%	29.51%
EMPLOYERS COMPENSATION INS CO	CA	1,712,254,778	298,960,785	8,317,463	183,185,713	127,989,313	51,106,227	7.28%	29.47%
EMPLOYERS FIRE INS CO	MA	19,383,524	19,350,378	(229,099)	-	-	-	0.00%	0.00%
EMPLOYERS INS OF WAUSAU	WI	5,599,777,330	1,283,735,724	48,891,641	2,427,153,545	1,432,066,180	627,302,740	14.33%	32.19%
EMPLOYERS INS CO OF NV	NV	2,181,986,415	314,702,745	8,760,676	359,586,770	251,238,282	93,853,993	7.28%	27.57%
EMPLOYERS MUT CAS CO	IA	2,537,980,901	1,121,886,494	56,128,592	845,026,607	546,332,981	275,749,720	12.22%	33.65%
EMPLOYERS PREFERRED INS CO	FL	673,058,632	253,982,981	(319,207)	67,846,560	47,403,452	18,868,726	7.28%	29.38%
ENCOMPASS IND CO	IL	26,230,561	24,956,166	376,108	-	-	-	0.00%	0.00%
ENDURANCE AMER INS CO	DE	1,313,789,478	247,487,089	(42,860,514)	362,195,879	343,611,316	67,102,859	4.29%	18.44%
ENDURANCE REINS CORP OF AMER	DE	1,489,693,828	629,048,760	28,443,150	263,240,112	126,106,891	108,914,440	4.85%	44.23%
ENDURANCE RISK SOLUTIONS ASSUR CO	DE	269,115,821	62,839,270	(16,410,628)	136,677,690	129,664,647	25,318,604	4.29%	18.44%
ENUNCLAW PROP & CAS INS CO	WA	8,658,097	7,760,210	89,616	-	-	-	0.00%	0.00%
EQUITY INS CO	TX	77,330,696	29,787,364	212,548	41,948,154	36,520,042	11,349,194	15.38%	27.76%
ESSENT GUAR INC	PA	546,787,934	346,406,346	49,837,627	169,824,895	2,116,963	67,451,852	0.04%	59.58%
ESSENTIA INS CO	MO	73,809,194	26,030,000	8,970	-	-	7	0.00%	0.00%
ESURANCE INS CO OF NJ	WI	14,652,972	11,428,529	106,032	-	-	-	0.00%	0.00%
ESURANCE PROP & CAS INS CO	CA	91,140,705	28,887,896	522,972	-	-	-	0.00%	0.00%
EULER HERMES N AMER INS CO	MD	385,237,068	137,562,908	3,843,950	88,619,338	38,324,326	41,110,331	5.31%	51.60%
EVEREST NATL INS CO	DE	640,416,006	107,310,380	(17,608,337)	79,505,102	113,368,169	24,798,892	14.69%	21.54%
EVEREST REINS CO	DE	9,288,410,914	2,814,336,890	540,020,457	2,024,433,175	1,109,578,550	480,490,551	6.79%	25.76%

# Summary of Financial Condition as of December 31, 2013

## Property and Casualty Insurers

COMPANY NAME	STATE	ADMITTED ASSETS	CAPITAL & SURPLUS	NET INCOME	NET PREMIUMS WRITTEN	NET LOSSES & LAE	OTHER EXPENSES	NET LOSS & LAE RATIO	NET OTHER EXPENSE RATIO
EVERGREEN NATL IND CO	OH	47,613,215	33,860,860	2,666,787	12,367,020	(162,663)	8,988,221	N/A	75.65%
EVERSPAN FIN GUAR CORP	WI	217,194,190	213,592,447	4,826,166	(7,981)	(104,362)	467,857	0.17%	112.02%
EXCESS SHARE INS CORP	OH	50,662,638	20,657,253	175,896	1,361,035	84,000	1,440,757	0.00%	105.90%
EXECUTIVE RISK IND INC	DE	2,977,323,104	1,218,625,495	174,065,392	721,246,979	375,657,543	215,501,665	14.00%	30.20%
EXPLORER INS CO	CA	219,998,058	62,365,610	12,242,689	92,482,971	55,734,096	21,638,578	15.65%	23.72%
FACTORY MUT INS CO	RI	13,795,712,203	9,153,455,476	662,486,251	2,824,538,713	1,404,004,917	776,168,268	3.02%	27.98%
FAIR AMER INS & REINS CO	NY	254,754,234	230,607,611	334,065	3,588,967	1,350,392	2,668,456	7.14%	155.35%
FAIRMONT INS CO	CA	26,500,643	13,400,327	1,776,512	(74)	(586,964)	298,331	N/A	N/A
FAIRMONT PREMIER INS CO	CA	123,209,997	102,934,164	2,242,589	(114)	(903,023)	458,970	N/A	N/A
FAIRMONT SPECIALTY INS CO	CA	144,839,110	77,423,251	9,822,698	(381)	(3,025,125)	1,537,550	N/A	N/A
FARM BUREAU MUT INS CO OF ID	ID	418,020,345	233,122,778	5,430,143	151,664,769	112,795,921	38,447,195	9.64%	26.65%
FARMERS ALLIANCE MUT INS CO	KS	277,144,352	143,985,650	3,958,752	123,706,385	84,017,988	38,562,991	9.89%	31.87%
FARMERS INS CO OF ID	ID	185,802,080	68,328,527	1,929,053	102,276,702	69,035,718	35,530,604	10.06%	34.52%
FARMERS INS EXCH	CA	15,557,125,672	3,879,721,103	55,003,924	7,057,092,432	4,747,279,341	2,452,042,572	9.83%	34.52%
FARMERS MUT HAIL INS CO OF IA	IA	832,791,704	358,333,339	3,884,108	431,056,461	372,390,997	72,509,619	6.53%	16.72%
FARMERS UNION MUT INS CO	MT	50,050,746	29,622,325	269,038	16,988,780	11,222,251	6,084,870	11.04%	37.94%
FARMINGTON CAS CO	CT	1,000,645,073	287,428,840	45,941,815	298,065,452	179,121,799	90,063,228	11.98%	30.60%
FARMLAND MUT INS CO	IA	485,219,229	166,025,117	3,786,471	176,771,725	110,414,456	59,492,723	10.36%	35.66%
FEDERAL INS CO	IN	31,761,349,603	14,741,311,916	2,021,923,317	6,844,862,455	3,492,931,666	2,098,971,990	13.50%	31.00%
FEDERATED MUT INS CO	MN	4,523,516,730	2,518,256,241	127,900,749	1,083,515,137	708,718,845	314,516,709	10.38%	30.89%
FEDERATED RURAL ELECTRIC INS EXCH	KS	458,795,940	153,335,534	31,448,832	113,276,130	80,898,368	16,229,969	13.70%	14.43%
FEDERATED SERV INS CO	MN	405,995,933	184,146,512	11,561,367	120,390,571	78,746,549	34,946,321	10.38%	30.89%
FIDELITY & DEPOSIT CO OF MD	MD	219,506,772	168,959,537	4,484,146	-	-	-	0.00%	0.00%
FIDELITY & GUAR INS CO	IA	21,599,151	19,241,927	460,484	-	-	-	0.00%	0.00%
FIDELITY & GUAR INS UNDERWRITERS INC	WI	170,719,503	100,993,340	5,284,272	20,138,477	12,102,804	6,085,323	11.98%	30.60%
FINANCIAL AMER PROP & CAS INS CO	TX	12,754,332	10,274,141	(293,721)	822,930	268,275	1,244,175	0.19%	181.92%
FINANCIAL CAS & SURETY INC	TX	20,556,102	12,898,759	1,026,322	13,662,039	1,432,425	10,506,040	1.28%	76.87%
FINANCIAL GUAR INS CO	NY	1,999,284,803	66,400,000	2,508,807,094	46,568,886	(2,427,719,398)	50,859,569	41.49%	53.05%
FINANCIAL IND CO	IL	79,401,758	25,934,783	380,904	-	-	-	0.00%	0.00%
FINANCIAL PACIFIC INS CO	CA	204,950,741	81,268,787	7,333,836	57,825,709	35,172,312	16,642,827	18.20%	29.97%
FIRE INS EXCH	CA	2,254,762,187	721,254,189	12,709,927	1,022,767,019	688,472,409	355,306,044	9.84%	34.52%
FIREMANS FUND INS CO	CA	9,843,737,123	2,478,652,440	237,388,063	2,577,672,477	1,819,837,651	930,131,763	10.23%	35.05%
FIREMENS INS CO OF WASHINGTON DC	DE	91,349,993	30,869,223	2,615,032	-	-	-	0.00%	0.00%
FIRST AMER PROP & CAS INS CO	CA	95,549,918	43,543,318	3,217,656	56,643,993	28,003,103	22,577,236	7.19%	42.01%
FIRST COLONIAL INS CO	FL	380,763,369	193,825,390	17,830,309	64,545,954	23,274,677	28,468,135	0.88%	41.55%

# Summary of Financial Condition as of December 31, 2013

## Property and Casualty Insurers

COMPANY NAME	STATE	ADMITTED ASSETS	CAPITAL & SURPLUS	NET INCOME	NET PREMIUMS WRITTEN	NET LOSSES & LAE	OTHER EXPENSES	NET LOSS & LAE RATIO	NET OTHER EXPENSE RATIO
FIRST DAKOTA IND CO	SD	40,073,441	11,363,259	1,111,590	13,405,067	10,605,411	3,274,657	14.36%	22.82%
FIRST FIN INS CO	IL	533,579,628	393,470,641	16,332,401	30,505,194	11,736,069	11,779,254	12.97%	36.37%
FIRST LIBERTY INS CORP	IL	22,880,157	22,158,766	1,277,319	(5,380,488)	-	-	0.00%	0.00%
FIRST NATL INS CO OF AMER	NH	79,664,937	53,048,147	6,442,005	(41,793,132)	-	-	0.00%	0.00%
FIRST NONPROFIT INS CO	DE	155,732,519	35,428,477	(4,596,038)	(83,847,814)	(52,119,396)	12,636,674	22.12%	N/A
FIRSTCOMP INS CO	NE	293,406,229	115,596,883	13,966,729	45,017,445	18,590,299	14,693,111	2.36%	32.32%
FLORISTS MUT INS CO	IL	159,845,503	43,269,716	587,926	57,737,264	45,574,678	18,636,427	17.06%	31.21%
FOREMOST INS CO GRAND RAPIDS MI	MI	1,938,558,470	1,029,924,695	38,478,162	-	(5,564,768)	-	0.00%	0.00%
FOREMOST PROP & CAS INS CO	MI	64,923,263	17,354,293	194,965	-	-	(137,225)	0.00%	0.00%
FOREMOST SIGNATURE INS CO	MI	66,534,781	19,718,884	81,029	-	-	(12,492)	0.00%	0.00%
FORTRESS INS CO	IL	137,750,489	59,725,083	(2,894,735)	16,566,786	6,031,205	1,871,609	191.80%	40.40%
FRANK WINSTON CRUM INS CO	FL	43,376,549	14,313,135	315,789	12,760,177	6,067,415	5,087,695	13.70%	46.81%
FRANKENMUTH MUT INS CO	MI	1,069,339,692	445,045,942	40,074,305	410,908,224	256,865,311	121,741,833	7.84%	29.97%
FREEDOM SPECIALTY INS CO	OH	32,879,485	11,998,263	367,885	-	-	-	0.00%	0.00%
GARRISON PROP & CAS INS CO	TX	1,255,480,389	506,440,971	49,207,355	709,979,038	526,458,818	91,575,307	8.51%	13.45%
GATEWAY INS CO	MO	37,415,410	11,249,572	2,098,842	13,130,842	9,122,425	4,663,814	16.01%	32.69%
GEICO ADVANTAGE INS CO	NE	629,586,006	484,563,192	(85,262,623)	215,570,075	180,023,210	113,074,651	15.32%	67.44%
GEICO CAS CO	MD	2,707,239,880	1,000,984,277	(342,457,284)	2,209,400,267	1,830,771,074	666,187,754	11.60%	33.06%
GEICO CHOICE INS CO	NE	339,501,321	236,824,748	(37,390,752)	163,626,776	132,252,660	53,887,061	14.25%	40.48%
GEICO GEN INS CO	MD	215,672,817	123,605,460	2,766,871	-	-	-	0.00%	0.00%
GEICO IND CO	MD	7,811,195,409	3,636,318,445	663,638,854	4,411,547,163	3,176,020,118	611,618,390	10.26%	14.09%
GEICO SECURE INS CO	NE	322,212,968	266,550,360	(14,260,534)	82,704,491	61,347,625	23,472,550	13.08%	35.08%
GEM STATE INS CO	ID	9,694,847	7,381,613	536,132	2,948,872	1,624,746	979,777	5.85%	33.89%
GENERAL CAS CO OF WI	WI	866,565,714	312,707,688	(43,368)	312,185,625	237,036,117	104,343,667	9.66%	33.11%
GENERAL FIDELITY INS CO	SC	408,094,128	299,890,833	52,501,754	27,153	(47,959,752)	700,214	N/A	7.09%
GENERAL INS CO OF AMER	NH	126,166,276	104,552,884	82,003,593	(480,621,029)	-	-	0.00%	0.00%
GENERAL REINS CORP	DE	16,219,709,818	11,561,688,072	930,896,600	542,993,605	170,344,012	244,683,537	9.88%	44.15%
GENERAL SECURITY NATL INS CO	NY	273,093,990	99,828,006	6,642,754	7,485,598	17,592,617	11,884,193	12.62%	37.01%
GENERAL STAR NATL INS CO	DE	256,381,284	198,045,681	13,238,930	9,609,674	(3,168,701)	5,441,184	5.53%	57.96%
GENERALI US BRANCH	NY	67,498,187	29,355,313	831,410	35,355,887	23,833,962	10,143,791	5.20%	28.69%
GENESIS INS CO	CT	203,932,086	142,926,627	6,336,873	11,036,344	7,834,288	3,317,921	10.08%	30.93%
GENWORTH FINANCIAL ASSUR CORP	NC	13,557,409	13,549,983	410,224	-	(21,582)	224,407	N/A	N/A
GENWORTH HOME EQUITY INS CORP	NC	6,474,629	2,465,551	113,547	-	(543)	180,185	0.00%	0.00%
GENWORTH MORTGAGE INS CORP	NC	2,373,472,834	960,286,146	69,962,949	463,092,848	357,877,139	138,622,810	2.96%	30.68%
GENWORTH MORTGAGE INS CORP OF NC	NC	351,920,440	123,615,910	(5,474,481)	50,542,826	32,245,887	700	0.00%	0.00%

## Summary of Financial Condition as of December 31, 2013

### Property and Casualty Insurers

COMPANY NAME	STATE	ADMITTED ASSETS	CAPITAL & SURPLUS	NET INCOME	NET PREMIUMS WRITTEN	NET LOSSES & LAE	OTHER EXPENSES	NET LOSS & LAE RATIO	NET OTHER EXPENSE RATIO
GENWORTH RESIDENTIAL MORTGAGE ASSUR	NC	100,557,359	82,041,951	7,369,221	14,804,726	800,849	3,668,441	1.53%	27.42%
GENWORTH RESIDENTIAL MORTGAGE INS CO	NC	214,961,571	79,903,732	9,083,999	39,036,732	23,389,270	9,534,009	3.90%	24.40%
GEOVERA INS CO	CA	89,617,955	29,001,859	8,332,267	26,310,409	6,965,982	6,131,568	8.17%	23.93%
GLOBAL REINS CORP OF AMER	NY	432,836,781	197,206,735	31,359,964	241,816	(21,553,223)	6,828,599	N/A	2823.88%
GOVERNMENT EMPLOYEES INS CO	MD	25,778,845,243	12,089,766,244	2,010,064,429	11,644,817,341	8,876,833,808	1,406,128,040	10.39%	12.24%
GRANGE INS ASSN	WA	259,467,130	137,957,362	8,099,337	132,738,757	88,041,781	39,145,629	10.06%	30.07%
GRANITE RE INC	OK	34,400,088	17,022,172	1,703,358	21,671,531	4,874,780	14,979,215	3.29%	68.49%
GRANITE STATE INS CO	PA	43,527,614	39,874,760	747,698	-	-	-	0.00%	0.00%
GRAY INS CO	LA	288,980,545	111,234,729	5,876,021	63,174,703	36,979,908	26,854,250	20.20%	41.70%
GREAT AMER ALLIANCE INS CO	OH	31,487,619	31,479,482	613,627	-	-	-	0.00%	0.00%
GREAT AMER ASSUR CO	OH	18,911,673	18,910,873	284,920	-	-	-	0.00%	0.00%
GREAT AMER INS CO	OH	5,376,892,481	1,403,302,522	273,730,253	2,100,101,224	1,191,281,794	703,655,765	10.30%	34.91%
GREAT AMER INS CO OF NY	NY	46,130,228	46,126,378	990,980	-	-	-	0.00%	0.00%
GREAT AMER SECURITY INS CO	OH	19,567,526	19,566,526	355,261	-	-	-	0.00%	0.00%
GREAT AMER SPIRIT INS CO	OH	21,710,755	21,709,655	499,747	-	-	-	0.00%	0.00%
GREAT DIVIDE INS CO	ND	189,474,025	65,730,523	6,722,685	(20,623,105)	-	-	0.00%	0.00%
GREAT MIDWEST INS CO	TX	128,261,299	56,058,194	1,454,118	63,016,139	29,973,395	19,676,859	12.03%	42.22%
GREAT NORTHERN INS CO	IN	1,653,109,375	478,837,822	83,374,654	360,623,566	187,828,682	107,735,420	14.00%	30.20%
GREAT NORTHWEST INS CO	MN	21,204,597	6,329,145	(29,575)	-	788,510	559,041	0.00%	0.00%
GREAT WEST CAS CO	NE	1,736,576,969	546,885,073	65,086,411	712,486,611	492,690,848	157,872,746	11.76%	22.84%
GREATER NY MUT INS CO	NY	863,745,134	414,532,820	17,956,306	196,657,584	115,021,358	66,271,250	18.27%	35.20%
GREENWICH INS CO	DE	1,053,324,072	416,557,180	30,802,117	159,727,644	106,033,951	55,992,417	12.06%	34.49%
GUARANTEE CO OF N AMER USA	MI	235,553,349	155,753,319	7,104,068	30,880,584	6,375,006	20,506,542	4.62%	71.19%
GUARANTEE INS CO	FL	393,968,902	57,720,096	(10,906,643)	67,281,737	81,215,976	8,580,651	31.14%	11.74%
GUIDEONE AMER INS CO	IA	11,471,613	10,256,601	178,930	-	-	-	0.00%	0.00%
GUIDEONE ELITE INS CO	IA	26,883,342	20,804,499	400,680	-	-	-	0.00%	0.00%
GUIDEONE MUT INS CO	IA	1,814,524,221	460,049,085	(9,413,432)	334,765,201	222,727,139	112,802,136	8.05%	35.72%
GUIDEONE SPECIALTY MUT INS CO	IA	465,256,795	93,350,631	(273,698)	83,691,300	55,681,784	28,579,944	8.05%	36.21%
HALLMARK INS CO	AZ	206,581,680	75,519,661	3,671,589	98,464,021	71,212,582	33,484,643	10.13%	34.03%
HANOVER AMER INS CO	NH	28,554,502	28,525,808	681,720	-	-	-	0.00%	0.00%
HANOVER INS CO	NH	6,047,143,269	1,829,688,563	184,334,683	2,759,356,542	1,765,473,814	1,003,719,564	12.55%	36.86%
HARCO NATL INS CO	IL	346,914,438	169,164,273	9,572,715	76,365,897	48,158,462	25,534,943	21.24%	35.53%
HARLEYSVILLE INS CO	PA	104,378,158	34,731,063	13,010,048	(23,393,161)	-	(4,678,632)	0.00%	0.00%
HARTFORD ACCIDENT & IND CO	CT	11,122,420,384	3,271,511,316	468,740,800	3,252,535,739	2,221,692,551	950,183,340	12.66%	29.41%
HARTFORD CAS INS CO	IN	2,206,987,999	905,792,522	83,583,673	547,229,934	373,793,485	159,865,658	12.66%	29.41%

## Summary of Financial Condition as of December 31, 2013

### Property and Casualty Insurers

COMPANY NAME	STATE	ADMITTED ASSETS	CAPITAL & SURPLUS	NET INCOME	NET PREMIUMS WRITTEN	NET LOSSES & LAE	OTHER EXPENSES	NET LOSS & LAE RATIO	NET OTHER EXPENSE RATIO
HARTFORD FIRE IN CO	CT	25,684,838,414	14,081,412,911	1,006,597,469	4,129,098,600	2,820,441,752	1,206,377,913	12.66%	29.41%
HARTFORD INS CO OF THE MIDWEST	IN	550,079,553	432,102,002	19,150,837	49,748,175	33,981,226	14,533,242	12.66%	29.41%
HARTFORD STEAM BOIL INSPEC & INS CO	CT	1,372,027,353	640,933,642	105,221,753	727,584,432	188,191,793	419,258,878	3.33%	59.60%
HARTFORD STEAM BOIL INSPEC INS CO CT	CT	99,326,657	51,122,117	16,456,252	32,071,998	8,554,981	4,482,524	1.04%	14.34%
HARTFORD UNDERWRITERS INS CO	CT	1,561,290,500	611,390,002	52,836,874	397,985,408	271,849,807	116,265,933	12.66%	29.41%
HDI GERLING AMER INS CO	IL	313,667,539	132,723,545	12,969,665	7,063,995	7,325,162	(10,754,127)	77.45%	N/A
HERITAGE CAS INS CO	KS	60,485,041	60,330,410	694,936	-	-	970,952	0.00%	0.00%
HERITAGE IND CO	CA	207,686,607	112,599,765	7,944,387	45,465,836	36,919,399	11,272,499	1.38%	21.47%
HIGHMARK CAS INS CO	PA	398,493,400	160,947,929	12,559,665	290,739,893	215,723,994	57,187,080	6.73%	20.06%
HISCOX INS CO INC	IL	125,241,688	55,327,308	2,667,103	25,823,372	13,444,748	7,134,425	8.63%	34.53%
HOLYOKE MUT INS CO IN SALEM	MA	224,334,698	89,884,233	5,694,652	102,584,434	69,686,386	30,413,069	9.16%	30.25%
HOMESITE INS CO	CT	224,177,946	81,119,907	18,524,555	117,473,608	67,286,799	25,282,219	9.65%	22.63%
HORACE MANN INS CO	IL	432,491,056	177,008,136	18,988,664	232,731,406	158,096,438	64,850,535	9.28%	28.28%
HORACE MANN PROP & CAS INS CO	IL	272,402,309	115,125,908	11,176,958	149,856,320	101,798,683	41,736,188	9.28%	28.27%
HOUSING AUTHORITY PROP A MUT CO	VT	165,394,450	117,135,343	10,101,952	35,197,379	16,065,939	11,700,804	0.57%	33.94%
HOUSING ENTERPRISE INS CO INC	VT	59,652,027	27,698,980	(5,595,119)	16,390,817	16,315,159	7,066,215	20.65%	44.57%
HUDSON INS CO	DE	819,044,413	413,948,652	6,003,757	129,586,379	109,318,049	30,831,148	14.32%	24.25%
IDAHO COUNTIES RISK MGMT PROGRAM	ID	61,390,417	25,822,700	1,536,933	16,506,719	12,393,994	4,475,896	22.65%	26.11%
IDAHO STATE INS FUND	ID	647,791,404	188,577,877	(2,606,777)	191,371,062	167,556,760	31,782,501	12.28%	17.34%
IDS PROP CAS INS CO	WI	1,268,348,797	530,713,685	11,265,406	883,653,801	745,617,693	147,636,548	12.50%	17.47%
ILLINOIS INS CO	IA	30,950,905	18,437,561	3,030,663	13,039,389	4,578,360	3,673,027	8.79%	28.31%
ILLINOIS NATL INS CO	IL	73,124,857	70,082,602	1,977,497	-	-	-	0.00%	0.00%
IMPERIUM INS CO	TX	361,272,461	134,773,929	(10,480,682)	111,879,766	86,452,164	35,827,241	22.42%	40.79%
INDEMNITY CO OF CA	CA	26,006,407	19,386,373	1,176,166	6,119,369	481,891	4,552,106	8.02%	77.99%
INDEMNITY INS CO OF NORTH AMER	PA	361,371,690	105,337,249	10,604,779	87,071,666	62,732,447	16,785,210	15.06%	19.32%
INDEPENDENCE AMER INS CO	DE	102,111,090	57,874,551	3,176,191	128,827,477	87,429,398	37,571,183	0.64%	29.54%
INDIANA LUMBERMENS MUT INS CO	IN	57,516,985	19,093,763	1,529,555	23,564,734	18,954,536	14,772,081	13.75%	49.60%
INFINITY INS CO	IN	1,966,392,700	666,560,463	47,759,435	1,315,991,157	1,007,966,161	325,873,515	13.11%	25.29%
INSURANCE CO OF N AMER	PA	787,125,136	182,841,067	15,341,702	217,679,155	156,831,120	41,963,027	15.06%	19.32%
INSURANCE CO OF THE STATE OF PA	PA	3,299,767,027	745,195,848	167,821,292	713,478,109	500,022,766	226,478,697	12.80%	34.67%
INSURANCE CO OF THE WEST	CA	1,314,510,758	533,544,296	68,767,316	514,821,870	310,253,139	120,454,471	15.65%	23.72%
INTEGON IND CORP	NC	52,302,366	32,766,573	2,967,201	-	-	(372,119)	0.00%	0.00%
INTEGON NATL INS CO	NC	1,149,452,724	159,752,172	(33,201,635)	349,141,943	313,564,408	129,295,112	21.50%	36.13%
INTERNATIONAL FIDELITY INS CO	NJ	235,091,678	84,274,359	(24,907,500)	113,228,372	21,948,389	75,092,270	7.20%	64.30%
INTREPID INS CO	MI	32,776,755	28,807,591	377,895	-	(6,466)	233,561	0.00%	0.00%

# Summary of Financial Condition as of December 31, 2013

## Property and Casualty Insurers

COMPANY NAME	STATE	ADMITTED ASSETS	CAPITAL & SURPLUS	NET INCOME	NET PREMIUMS WRITTEN	NET LOSSES & LAE	OTHER EXPENSES	NET LOSS & LAE RATIO	NET OTHER EXPENSE RATIO
IRONSHORE IND INC	MN	270,426,386	120,540,117	90,591	51,249,277	30,230,386	17,080,770	18.27%	41.65%
JEFFERSON INS CO	NY	59,522,126	38,647,361	4,813,550	62,587,391	19,701,035	33,811,882	1.63%	56.03%
JEWELERS MUT INS CO	WI	304,935,604	182,583,391	17,391,872	143,763,198	60,049,001	60,183,883	6.01%	43.57%
JOHN DEERE INS CO	IA	345,340,282	122,593,305	(26,704,459)	160,861,866	156,561,055	40,385,932	8.35%	25.51%
KEY RISK INS CO	NC	51,244,788	28,514,241	1,427,071	-	-	-	0.00%	0.00%
KNIGHTBROOK INS CO	DE	162,260,165	41,470,834	(8,290,765)	34,995,379	32,112,160	11,012,564	15.02%	33.30%
LANCER INS CO	IL	517,518,846	171,734,636	19,733,066	218,342,764	144,059,624	63,799,110	19.13%	32.65%
LANDCAR CAS CO	UT	31,842,206	17,698,763	1,799,085	8,070,259	1,526,574	830,537	2.39%	17.67%
LEXINGTON NATL INS CORP	MD	54,134,207	19,831,253	4,221,488	12,605,773	(98,038)	8,572,224	0.00%	73.44%
LEXON INS CO	TX	131,009,371	43,997,935	2,877,305	51,594,290	26,330,753	27,237,341	8.95%	49.36%
LIBERTY AMER SELECT INS CO	FL	26,707,298	26,396,660	255,113	-	(47,758)	(82,029)	0.00%	0.00%
LIBERTY INS CORP	IL	218,583,178	215,422,206	48,174,214	(215,219,532)	-	-	0.00%	0.00%
LIBERTY INS UNDERWRITERS INC	IL	173,773,971	119,843,090	3,936,748	(5,380,488)	-	-	0.00%	0.00%
LIBERTY MUT FIRE INS CO	WI	5,561,558,829	1,216,296,019	87,506,828	2,163,509,622	1,432,066,180	627,302,740	14.33%	32.19%
LIBERTY MUT INS CO	MA	44,475,809,095	15,126,396,325	507,411,746	13,889,152,050	8,950,397,690	3,964,974,147	14.33%	32.56%
LIBERTY NORTHWEST INS CORP	OR	77,210,483	60,153,392	3,542,317	-	-	-	0.00%	0.00%
LINCOLN GEN INS CO	PA	113,234,607	1,648,413	395,992	921,574	(3,061,654)	5,792,218	1351.01%	607.23%
LM GEN INS CO	IL	10,330,194	9,603,321	1,086,864	(5,380,488)	(6,712)	-	0.00%	0.00%
LM INS CORP	IL	113,443,635	111,099,107	3,034,800	(10,760,975)	-	-	0.00%	0.00%
LM PROP & GAS INS CO	IN	64,486,963	25,885,970	337,077	742	729,871	373,403	N/A	N/A
LUMBERMENS UNDERWRITING ALLIANCE	MO	295,871,711	50,580,856	(3,681,645)	83,638,079	67,961,762	34,779,324	17.84%	38.43%
LYNDON PROP INS CO	MO	365,366,864	146,597,978	12,617,232	77,709,877	52,029,374	16,559,859	0.07%	24.07%
LYNDON SOUTHERN INS CO	DE	70,672,564	30,992,383	3,610,625	53,334,496	17,228,315	28,961,686	1.57%	57.34%
MAIDEN REINS CO	MO	1,159,634,699	269,598,293	(1,304,775)	391,806,869	284,355,948	103,508,212	2.36%	27.51%
MANUFACTURERS ALLIANCE INS CO	PA	175,449,263	66,709,839	5,409,340	45,183,637	38,212,083	11,355,734	12.43%	23.73%
MAPFRE INS CO	NJ	52,455,312	18,770,221	714,425	31,524,051	22,571,251	8,837,016	11.21%	28.78%
MARKEL AMER INS CO	VA	441,097,769	135,791,838	29,369,393	119,112,686	49,590,622	47,176,714	2.57%	41.68%
MARKEL INS CO	IL	1,225,693,994	347,386,077	7,344,624	493,869,195	283,101,605	193,839,820	13.02%	41.99%
MARTINGALE NATL INS CO	IL	2,742,965	2,511,491	(32,230)	-	-	75,851	0.00%	0.00%
MARYLAND CAS CO	MD	173,116,699	149,011,305	938,861	-	-	-	0.00%	0.00%
MASSACHUSETTS BAY INS CO	NH	61,150,643	61,145,873	1,553,787	-	-	-	0.00%	0.00%
MAXUM CAS INS CO	DE	54,581,773	16,257,291	1,340,079	13,310,499	9,579,902	4,002,092	20.30%	28.45%
MBIA INS CORP	NY	1,280,131,204	403,028,311	(494,037,873)	133,484,604	640,460,051	60,628,738	20.73%	35.84%
MEDICAL INS EXCH OF CA	CA	398,675,739	183,690,623	3,596,233	54,759,686	44,356,604	9,797,869	52.18%	18.09%
MEDICAL PROTECTIVE CO	IN	3,286,341,352	1,405,720,555	205,284,104	366,900,050	190,645,983	88,271,745	22.21%	23.74%

# **Summary of Financial Condition as of December 31, 2013** **Property and Casualty Insurers**

COMPANY NAME	STATE	ADMITTED ASSETS	CAPITAL & SURPLUS	NET INCOME	NET PREMIUMS WRITTEN	NET LOSSES & LAE	OTHER EXPENSES	NET LOSS & LAE RATIO	NET OTHER EXPENSE RATIO
MEDICUS INS CO	TX	96,599,549	32,317,704	276,809	-	6,358,126	(6,582,260)	0.00%	0.00%
MEDMARC CAS INS CO	VT	275,252,336	187,249,799	11,059,464	18,612,521	12,524,541	10,503,650	65.84%	50.63%
MEMIC IND CO	NH	279,659,574	106,087,145	2,797,180	91,185,942	63,541,451	22,885,410	11.60%	27.39%
MENDOTA INS CO	MN	113,053,740	29,981,034	(4,728,469)	94,905,067	73,465,354	33,186,770	13.29%	35.89%
MERASTAR INS CO	IL	32,605,685	9,289,861	1,596,768	-	-	(21,305)	0.00%	0.00%
MERCHANTS BONDING CO A MUT	IA	133,809,578	85,933,805	5,059,997	50,739,003	8,751,979	34,037,429	9.21%	68.82%
MERCHANTS NATL BONDING INC	IA	17,311,541	10,555,415	513,097	5,637,666	972,954	3,798,335	9.22%	69.12%
MERITPLAN INS CO	CA	80,805,193	77,328,573	1,404,031	(127,045)	116,123	217,159	N/A	N/A
METROPOLITAN CAS INS CO	RI	196,904,450	51,249,756	1,947,641	-	-	-	0.00%	0.00%
METROPOLITAN DRT PROP & CAS INS CO	RI	109,108,388	29,554,870	1,201,517	-	-	(4,598)	0.00%	0.00%
METROPOLITAN GEN INS CO	RI	39,778,983	34,919,488	1,311,953	-	-	-	0.00%	0.00%
METROPOLITAN GRP PROP & CAS INS CO	RI	582,487,524	344,896,553	12,953,752	-	5,557,840	(2,298)	0.00%	0.00%
METROPOLITAN PROP & CAS INS CO	RI	5,499,670,294	2,224,861,336	265,806,025	3,372,133,809	2,235,782,625	889,284,144	10.43%	27.35%
MGA INS CO INC	TX	227,481,890	102,694,757	5,958,808	191,291,775	140,934,972	48,996,636	17.09%	25.64%
MGIC ASSUR CORP GEN ACCOUNT	WI	10,495,024	10,152,806	86,711	62,784	99,388	131,013	N/A	206.39%
MGIC IND CORP	WI	480,955,832	458,072,771	9,506,737	21,389,564	466,289	5,129,202	0.05%	25.26%
MIC GEN INS CORP	MI	35,292,001	20,233,482	1,085,525	-	-	(323)	0.00%	0.00%
MIC PROP & CAS INS CORP	MI	90,120,236	53,820,538	337,041	-	-	3,907	0.00%	0.00%
MICHIGAN MILLERS MUT INS CO	MI	191,776,217	80,123,894	(850,216)	107,030,635	69,143,122	37,083,233	5.54%	37.09%
MID CENTURY INS CO	CA	3,714,700,964	921,264,018	56,034,146	2,181,902,974	1,476,337,766	757,986,227	10.04%	34.52%
MID CONTINENT ASSUR CO	OH	32,186,802	21,986,315	903,976	4,397,241	2,432,106	1,558,032	11.65%	36.60%
MID CONTINENT CAS CO	OH	459,067,499	131,969,639	20,138,327	137,780,249	78,015,364	49,200,617	11.72%	36.88%
MIDDLESEX INS CO	WI	653,237,357	242,751,461	11,786,531	181,755,846	135,174,068	48,682,590	12.54%	27.48%
MIDVALE IND CO	IL	12,751,234	12,097,828	606,758	-	-	-	0.00%	0.00%
MIDWEST EMPLOYERS CAS CO	DE	147,541,921	93,578,849	59,851,514	(4,509,336)	-	-	0.00%	0.00%
MIDWEST FAMILY MUT INS CO	IA	162,793,859	44,475,565	2,325,562	94,145,530	67,037,978	23,138,131	11.71%	25.40%
MILBANK INS CO	IA	516,568,533	129,596,886	10,840,693	228,749,488	155,675,447	79,725,704	12.31%	35.09%
MILWAUKEE CAS INS CO	WI	37,356,609	14,911,917	1,670,598	4,305,848	2,884,190	(1,484,325)	10.55%	N/A
MINNESOTA LAWYERS MUT INS CO	MN	153,711,761	73,028,856	4,441,341	31,526,356	21,419,126	7,880,164	41.50%	25.60%
MITSUMI SUMITOMO INS CO OF AMER	NY	845,215,783	319,630,168	18,510,321	182,712,219	126,895,529	51,938,975	20.94%	30.09%
MITSUMI SUMITOMO INS USA INC	NY	118,970,389	60,668,472	723,038	20,301,359	14,099,503	5,771,487	20.94%	30.09%
MMIC INS INC	MN	708,156,605	273,628,009	14,391,122	110,422,464	81,067,038	24,032,702	36.49%	21.62%
MODERN SERV INS CO	IL	27,637,083	27,191,106	359,910	-	-	-	0.00%	0.00%
MONTEREY INS CO	CA	79,034,501	31,713,594	1,052,931	42,198,227	26,123,784	13,962,851	11.12%	34.79%
MORTGAGE GUAR INS CORP	WI	4,406,235,074	1,520,640,166	(6,971,073)	793,454,311	740,553,621	156,538,792	2.18%	19.26%

## Summary of Financial Condition as of December 31, 2013

### Property and Casualty Insurers

COMPANY NAME	STATE	ADMITTED ASSETS	CAPITAL & SURPLUS	NET INCOME	NET PREMIUMS WRITTEN	NET LOSSES & LAE	OTHER EXPENSES	NET LOSS & LAE RATIO	NET OTHER EXPENSE RATIO
MOSAIC INS CO	DE	19,973,853	18,580,705	(1,610,250)	-	-	2,714,255	0.00%	0.00%
MOTORISTS COMMERCIAL MUT INS CO	OH	336,894,974	140,916,547	9,008,804	125,953,177	81,946,160	44,583,296	12.97%	36.37%
MOTORS INS CORP	MI	2,604,963,121	1,095,631,298	117,676,105	462,947,552	362,279,072	181,401,510	6.38%	33.48%
MOUNTAIN STATES IND CO	NM	55,982,806	32,946,297	(478,814)	9,046,051	8,869,860	3,333,815	9.02%	33.93%
MOUNTAIN STATES MUT CAS CO	NM	158,442,565	85,901,728	1,474,762	33,023,796	19,258,716	12,878,256	23.03%	44.31%
MOUNTAIN VALLEY IND CO	NH	32,283,823	17,457,584	(423,024)	12,211,053	8,181,337	5,398,765	17.46%	44.94%
MUNICH REINS AMER INC	DE	16,840,757,210	5,288,043,531	806,116,819	3,195,842,060	1,767,730,746	1,023,552,121	4.75%	33.07%
MUNICIPAL ASSUR COR	NY	1,516,209,012	514,391,906	25,745,061	709,934,733	-	12,447,027	0.00%	31.72%
MUTUAL OF ENUMCLAW INS CO	WA	634,775,572	286,879,139	7,976,294	331,006,787	220,591,164	110,806,248	12.76%	34.38%
NATIONAL AMER INS CO	OK	172,994,318	60,911,000	4,668,966	81,809,262	45,027,660	27,195,087	12.00%	36.00%
NATIONAL AMER INS CO OF CA	CA	42,793,710	17,436,127	(658,042)	1,125,618	1,438,403	1,214,205	73.84%	96.86%
NATIONAL CAS CO	WI	280,886,646	125,874,581	2,728,520	-	-	-	0.00%	0.00%
NATIONAL CONTINENTAL INS CO	NY	187,439,458	48,891,500	16,919,899	18,650,058	40,617,542	14,439,927	18.68%	25.87%
NATIONAL FARMERS UNION PROP & CAS	WI	178,352,524	41,675,323	(6,823,252)	76,539,525	60,420,971	26,597,385	9.66%	33.11%
NATIONAL FIRE INS CO OF HARTFORD	IL	116,254,520	116,175,889	4,530,544	-	-	-	0.00%	0.00%
NATIONAL GEN ASSUR CO	MO	38,566,071	15,764,325	2,017,741	-	-	(17,417)	0.00%	0.00%
NATIONAL GEN INS CO	MO	55,608,815	25,799,849	4,498,270	-	-	44,131	0.00%	0.00%
NATIONAL GENERAL INS ONLINE INC	MO	18,541,475	9,939,343	1,294,438	-	-	(16,114)	0.00%	0.00%
NATIONAL IND CO	NE	151,911,726,481	97,226,051,822	8,390,829,299	5,650,366,523	2,894,244,377	1,487,670,939	6.80%	25.30%
NATIONAL INS ASSN	IN	13,021,980	13,020,024	164,797	-	-	-	0.00%	0.00%
NATIONAL INS CO OF WI INS	WI	45,392,987	19,673,328	1,463,187	10,866,739	6,380,086	3,892,484	4.34%	35.82%
NATIONAL INTERSTATE INS CO	OH	1,054,079,940	283,419,115	21,925,161	277,649,259	194,244,702	75,818,863	12.01%	27.62%
NATIONAL LIAB & FIRE INS CO	CT	1,836,127,178	898,954,824	70,519,915	388,342,299	201,056,404	113,210,275	9.60%	36.50%
NATIONAL MERIT INS CO	IL	6,624,576	6,500,942	92,552	-	-	-	0.00%	0.00%
NATIONAL MORTGAGE INS CORP	WI	194,180,118	180,309,875	(32,694,709)	3,302,872	-	34,870,290	0.00%	1774.55%
NATIONAL PUBLIC FINANCE GUAR CORP	NY	5,339,688,236	2,086,131,888	255,949,082	12,055,204	68,661,434	76,145,230	7.84%	20.32%
NATIONAL SPECIALTY INS CO	TX	52,674,670	31,405,917	651,274	18,656,920	7,005,535	9,648,018	6.75%	55.49%
NATIONAL SURETY CORP	IL	160,271,143	126,695,821	1,153,032	-	-	(58,736)	0.00%	0.00%
NATIONAL UNION FIRE INS CO OF PITTS	PA	24,709,620,069	5,836,478,587	8,102,021,908	5,422,545,259	3,806,257,922	1,721,270,777	12.80%	34.68%
NATIONWIDE AFFINITY CO OF AMER	OH	348,214,321	12,679,573	270,001	-	-	-	0.00%	0.00%
NATIONWIDE AGRIBUSINESS INS CO	IA	377,133,601	66,701,438	2,074,681	-	-	-	0.00%	0.00%
NATIONWIDE ASSUR CO	WI	142,815,444	59,067,263	328,630	-	-	-	0.00%	0.00%
NATIONWIDE GEN INS CO	OH	172,303,215	21,941,926	307,936	-	-	-	0.00%	0.00%
NATIONWIDE INS CO OF AMER	WI	504,892,486	148,949,188	3,606,863	-	-	-	0.00%	0.00%
NATIONWIDE MUT FIRE INS CO	OH	5,410,139,901	2,445,077,332	73,711,863	2,162,430,022	1,324,972,456	722,145,666	10.36%	36.07%



# Summary of Financial Condition as of December 31, 2013

## Property and Casualty Insurers

COMPANY NAME	STATE	ADMITTED ASSETS	CAPITAL & SURPLUS	NET INCOME	NET PREMIUMS WRITTEN	NET LOSSES & LAE	OTHER EXPENSES	NET LOSS & LAE RATIO	NET OTHER EXPENSE RATIO
NATIONWIDE MUT INS CO	OH	32,675,758,115	11,792,528,510	499,834,584	14,630,883,737	9,164,391,679	4,929,655,426	10.36%	35.60%
NATIONWIDE PROP & CAS INS CO	OH	575,012,088	55,604,688	670,980	-	-	-	0.00%	0.00%
NAU COUNTRY INS CO	MN	1,300,080,790	274,790,626	(29,011,458)	444,287,079	350,906,408	154,469,430	9.66%	33.11%
NAVIGATORS INS CO	NY	2,215,012,757	804,072,709	56,604,633	680,007,779	415,413,064	207,147,055	11.25%	32.40%
NCMIC INS CO	IA	593,933,151	241,460,827	27,210,886	102,180,357	50,216,586	23,861,568	26.79%	23.87%
NETHERLANDS INS CO THE	NH	126,737,377	83,267,718	15,274,908	(94,034,548)	-	-	0.00%	0.00%
NEVADA GEN INS CO	NV	23,409,097	14,979,852	(1,215,343)	13,331,778	9,135,136	6,259,328	13.75%	48.78%
NEW ENGLAND INS CO	CT	43,903,987	39,611,484	2,515,119	361	105,000	3,915	N/A	N/A
NEW ENGLAND REINS CORP	CT	44,654,720	40,287,342	1,969,209	361	105,000	3,915	N/A	N/A
NEW HAMPSHIRE INS CO	PA	3,271,396,563	731,425,446	129,326,495	713,478,109	500,022,767	226,478,697	12.80%	34.67%
NEW YORK MARINE & GEN INS CO	NY	891,736,605	240,103,132	1,836,266	270,878,459	149,518,528	101,074,560	21.01%	40.98%
NGM INS CO	FL	2,265,302,318	936,884,006	53,694,193	1,018,244,378	689,439,376	323,550,207	11.02%	32.02%
NIPPONKOA INS CO LTD US BR	NY	251,565,076	74,140,365	(12,851,173)	72,819,669	55,018,847	33,597,182	9.66%	46.14%
NORGUARD INS CO	PA	426,874,298	150,953,796	17,789,803	62,551,214	59,482,080	15,305,107	11.07%	17.21%
NORTH AMER ELITE INS CO	NH	123,437,828	35,208,050	992,237	60	637,602	(5,485,873)	0.00%	0.00%
NORTH AMER SPECIALTY INS CO	NH	514,172,911	373,047,218	4,559,160	11,359,342	914,016	4,088,647	22.06%	37.73%
NORTH PACIFIC INS CO	OR	12,142,289	7,665,372	34,085	-	-	-	0.00%	0.00%
NORTH POINTE INS CO	PA	98,714,532	21,002,639	(2,788,134)	34,090,873	25,562,719	11,252,740	9.66%	33.11%
NORTH RIVER INS CO	NJ	938,192,988	263,079,893	87,665,708	281,280,172	190,436,865	81,834,143	13.58%	30.68%
NORTHBROOK IND CO	IL	39,152,075	38,800,864	1,219,429	-	-	-	0.00%	0.00%
NORTHERN INS CO OF NY	NY	38,014,366	29,493,950	648,785	-	-	-	0.00%	0.00%
NORTHLAND CAS CO	CT	104,153,508	34,165,029	4,297,931	28,193,867	16,943,935	8,519,462	11.98%	30.60%
NORTHLAND INS CO	CT	1,157,606,508	533,290,691	56,775,101	245,689,413	147,654,454	74,241,306	11.98%	30.60%
NORTHWEST DENTISTS INS CO	WA	20,666,917	9,613,515	649,727	6,051,825	3,220,273	2,120,067	25.07%	36.40%
NOVA CAS CO	NY	95,631,438	90,543,271	402,660	-	-	-	0.00%	0.00%
NUTMEG INS CO	CT	421,694,345	256,641,246	28,324,659	69,647,446	47,573,717	20,346,538	12.66%	29.41%
OAKWOOD INS CO	TN	30,349,090	20,734,048	(884,359)	532	(172,151)	796,962	N/A	N/A
OBI NATL INS CO	PA	12,950,877	12,943,355	(264,100)	-	-	-	0.00%	0.00%
OCCIDENTAL FIRE & CAS CO OF NC	NC	420,433,129	154,997,705	10,013,768	121,767,366	70,969,243	39,721,736	13.71%	36.34%
ODYSSEY REINS CO	CT	7,447,983,240	3,102,548,876	112,529,466	1,267,502,860	386,234,605	577,154,111	6.60%	43.68%
OHIC INS CO	OH	106,835,890	43,708,741	(2,084,934)	-	6,557,450	1,920,735	0.00%	0.00%
OHIO CAS INS CO	NH	5,639,598,048	1,384,118,481	313,466,566	1,791,867,720	1,432,066,180	627,302,740	14.33%	32.19%
OHIO IND CO	OH	133,325,549	45,224,530	8,749,179	53,534,395	12,208,874	25,991,786	2.69%	55.69%
OHIO SECURITY INS CO	NH	78,244,676	14,985,339	218,498	-	-	-	0.00%	0.00%
OLD REPUBLIC GEN INS CORP	IL	1,730,622,775	431,668,993	54,223,497	286,318,062	239,018,365	16,209,826	6.39%	5.65%

## Summary of Financial Condition as of December 31, 2013

### Property and Casualty Insurers

COMPANY NAME	STATE	ADMITTED ASSETS	CAPITAL & SURPLUS	NET INCOME	NET PREMIUMS WRITTEN	NET LOSSES & LAE	OTHER EXPENSES	NET LOSS & LAE RATIO	NET OTHER EXPENSE RATIO
OLD REPUBLIC INS CO	PA	2,472,679,037	937,824,424	107,368,048	365,373,475	196,811,196	118,366,795	7.73%	31.38%
OLD REPUBLIC SECURITY ASSUR CO	AZ	6,563,697	6,550,686	1,037,119	-	-	166,206	0.00%	0.00%
OLD REPUBLIC SURETY CO	WI	105,661,490	51,921,017	4,750,255	38,148,017	4,043,901	29,128,085	3.91%	81.45%
OLD UNITED CAS CO	KS	603,836,502	302,557,757	27,258,665	119,911,341	40,479,309	30,349,357	0.52%	33.54%
ONEBEACON AMER INS CO	MA	93,051,679	88,272,900	1,244,684	-	-	-	0.00%	0.00%
ONEBEACON INS CO	PA	1,085,924,002	866,188,682	(36,943,562)	32,105	78,742,078	399,518	6097.16%	107.71%
OREGON AUTOMOBILE INS CO	OR	9,489,420	7,675,774	31,286	-	-	-	0.00%	0.00%
OREGON MUT INS CO	OR	249,092,301	91,950,105	(3,326,102)	156,158,667	98,587,059	52,613,427	10.91%	37.37%
OWNERS INS CO	OH	3,510,812,381	1,292,066,831	120,560,444	1,617,030,002	1,060,994,054	456,618,059	8.14%	29.04%
PACIFIC COMPENSATION INS CO	CA	240,720,899	99,282,835	(11,360,125)	40,670,281	33,594,301	27,646,959	24.74%	71.39%
PACIFIC EMPLOYERS INS CO	PA	3,309,042,046	1,141,579,560	89,097,436	774,937,794	558,318,780	149,388,371	15.06%	19.32%
PACIFIC IND CO	WI	6,640,456,676	2,771,421,804	425,649,784	1,568,749,867	813,753,109	459,620,902	13.70%	29.60%
PACIFIC PIONEER INS CO	CA	24,689,210	11,559,931	(709,095)	6,896,493	5,832,495	2,454,349	19.10%	41.18%
PACIFIC SPECIALTY INS CO	CA	377,076,218	205,866,648	14,054,684	176,056,017	90,453,286	72,694,616	8.63%	43.34%
PACIFIC STAR INS CO	WI	9,266,009	6,546,369	(264,950)	1,785,351	1,661,898	535,751	17.64%	28.64%
PACO ASSUR CO INC	IL	73,761,399	33,772,750	3,645,357	11,321,862	5,913,431	3,346,326	16.50%	28.93%
PARTNERRE AMER INS CO	DE	169,444,930	128,521,499	790,302	(153,483)	1,040,141	3,557,332	N/A	222.02%
PARTNERRE INS CO OF NY	NY	136,441,776	115,943,294	1,312,250	111,800	2,914,443	187,200	2001.07%	167.44%
PATHFINDER INS CO	CO	5,548,997	5,548,997	(110,081)	-	-	161,250	0.00%	0.00%
PEACHTREE GAS INS CO	FL	21,451,652	10,087,399	(678,661)	15,811,064	9,917,004	6,209,698	4.26%	40.70%
PEAK PROP & CAS INS CORP	WI	48,188,811	39,084,515	615,104	-	-	-	0.00%	0.00%
PEERLESS IND INS CO	IL	207,806,082	176,175,025	25,284,229	(156,724,250)	-	-	0.00%	0.00%
PEERLESS INS CO	NH	13,621,186,110	2,786,442,887	151,509,459	5,827,497,840	3,580,165,453	1,568,256,854	14.33%	32.19%
PENCO MUT INS CO	WA	629,425,259	237,405,350	(3,301,372)	346,017,556	240,690,034	105,428,516	11.62%	31.63%
PENN AMER INS CO	PA	272,639,192	80,400,111	58,493,976	25,608,930	16,916,449	10,021,004	22.52%	42.76%
PENN MILLERS INS CO	PA	160,626,891	82,014,399	11,888,657	1	(1,899,225)	(4,959,158)	0.00%	0.00%
PENNSYLVANIA LUMBERMENS MUT INS	PA	419,154,424	115,940,360	(5,292,711)	120,794,986	79,291,917	44,591,231	11.10%	40.38%
PENNSYLVANIA MANUFACTURERS ASSOC INS	PA	761,192,006	224,472,950	18,028,494	135,550,912	114,636,264	34,067,191	12.43%	23.73%
PENNSYLVANIA MANUFACTURERS IND CO	PA	200,042,649	77,062,570	5,451,952	45,183,637	38,212,083	11,355,734	12.43%	23.73%
PENNSYLVANIA NATL MUT CAS INS CO	PA	1,126,053,955	541,193,466	22,354,838	315,822,548	198,826,154	110,090,908	10.39%	36.25%
PERMANENT GEN ASSUR CORP	OH	219,128,816	87,476,537	4,065,561	182,266,977	127,684,362	71,997,274	8.03%	39.87%
PETROLEUM CAS CO	TX	31,993,930	23,672,949	2,231,061	3,979,642	1,258,005	1,159,520	46.35%	28.86%
PHARMACISTS MUT INS CO	IA	247,541,204	88,614,653	6,972,039	86,772,292	52,127,809	26,119,728	11.46%	31.37%
PHILADELPHIA IND INS CO	PA	6,526,061,043	2,156,713,505	293,492,541	2,351,469,799	1,380,623,817	676,834,708	11.55%	29.89%
PHOENIX INS CO	CT	4,009,352,279	1,579,141,493	194,490,572	1,006,923,825	605,141,272	304,267,764	11.98%	30.60%

## Summary of Financial Condition as of December 31, 2013

### Property and Casualty Insurers

COMPANY NAME	STATE	ADMITTED ASSETS	CAPITAL & SURPLUS	NET INCOME	NET PREMIUMS WRITTEN	NET LOSSES & LAE	OTHER EXPENSES	NET LOSS & LAE RATIO	NET OTHER EXPENSE RATIO
PHYSICIANS INS A MUT CO	WA	454,008,075	211,932,142	5,550,430	72,889,552	59,350,315	12,288,351	42.47%	17.64%
PIONEER SPECIALTY INS CO	MN	50,241,095	21,764,209	1,017,976	20,506,801	13,618,203	5,423,285	10.69%	27.34%
PLANS LIAB INS CO	OH	82,331,631	39,897,886	(11,261,220)	2,544,904	12,864,273	2,972,686	69.36%	128.48%
PLATTE RIVER INS CO	NE	126,206,410	41,302,243	(1,241,269)	25,706,719	16,036,868	13,257,552	16.91%	56.08%
PLAZA INS CO	MO	49,920,771	25,082,774	293,426	-	-	-	0.00%	0.00%
PMI INS CO	AZ	93,642,626	64,792,194	20,473,247	5,639,657	(14,453,940)	706,475	4.93%	12.45%
PMI MORTGAGE ASSUR CO	AZ	26,911,144	25,627,310	(81,172)	416,414	45,303	1,036,276	0.15%	193.67%
PMI MORTGAGE INS CO	AZ	1,894,357,445	(1,548,955,995)	569,592,557	354,414,118	381,446,230	59,317,793	5.69%	16.07%
PODIATRY INS CO OF AMER	IL	339,673,470	114,273,574	14,326,437	75,046,407	51,463,533	18,022,018	31.50%	23.41%
PRAETORIAN INS CO	PA	971,913,137	248,362,910	(28,235,047)	400,025,433	318,372,040	140,147,761	9.66%	33.11%
PREFERRED PROFESSIONAL INS CO	NE	408,932,635	206,091,537	34,167,786	45,265,470	13,255,614	5,057,296	14.92%	10.11%
PRESERVER INS CO	NJ	169,820,231	9,964,830	(25,504,785)	53,634,467	70,040,876	26,179,682	22.91%	39.56%
PROASSURANCE IND CO INC	AL	1,718,415,145	753,683,555	147,516,476	240,019,839	65,074,175	51,068,228	20.52%	21.03%
PRODUCERS AGRICULTURE INS CO	TX	144,411,271	52,762,582	7,089,864	59,685	22,996,812	(35,755,738)	N/A	N/A
PROFESSIONALS ADVOCATE INS CO	MD	125,374,737	94,381,889	7,921,408	6,255,417	890,393	(3,317,347)	12.64%	N/A
PROFESSIONALS DIRECT INS CO	MI	21,854,791	21,828,184	347,354	-	-	-	0.00%	0.00%
PROGRESSIVE ADVANCED INS CO	OH	318,750,386	129,015,539	11,601,223	229,688,239	163,202,558	47,503,218	10.86%	21.06%
PROGRESSIVE CAS INS CO	OH	5,772,433,590	1,543,110,301	501,268,736	4,657,760,746	3,362,932,666	983,688,937	10.20%	21.33%
PROGRESSIVE CLASSIC INS CO	WI	322,819,487	91,905,713	14,620,811	285,169,025	205,893,837	60,225,853	10.20%	21.33%
PROGRESSIVE DIRECT INS CO	OH	4,724,165,455	1,433,284,842	286,304,715	4,450,209,634	3,162,049,558	920,374,856	10.86%	21.06%
PROGRESSIVE MAX INS CO	OH	351,101,388	108,928,562	19,610,526	344,532,359	244,803,836	71,254,828	10.86%	21.06%
PROGRESSIVE NORTHERN INS CO	WI	1,305,390,796	370,725,298	78,570,522	1,140,676,102	823,575,347	240,903,413	10.20%	21.33%
PROGRESSIVE NORTHWESTERN INS CO	OH	1,267,549,552	371,568,997	65,953,522	1,140,676,102	823,575,347	240,903,413	10.20%	21.33%
PROGRESSIVE PREFERRED INS CO	OH	652,455,735	183,728,738	35,392,111	570,338,050	411,787,673	120,451,707	10.20%	21.33%
PROGRESSIVE PREMIER INS CO OF IL	OH	184,026,188	46,186,403	6,133,319	114,844,120	81,601,278	23,751,609	10.86%	21.06%
PROGRESSIVE SPECIALTY INS CO	OH	941,276,707	386,224,272	86,987,017	665,394,393	480,418,952	140,526,991	10.20%	21.33%
PROGRESSIVE WEST INS CO	OH	136,472,012	33,265,893	168,059	29,371,045	24,360,490	6,609,908	12.85%	22.74%
PROPERTY & CAS INS CO OF HARTFORD	IN	222,986,751	105,112,409	12,119,865	49,748,175	33,981,227	14,533,242	12.66%	29.41%
PROSELECT NATL INS CO INC	AZ	15,719,713	12,678,540	210,259	-	-	55,242	0.00%	0.00%
PROTECTIVE INS CO	IN	741,136,735	375,824,386	28,551,317	228,011,866	129,246,911	71,832,072	7.80%	32.00%
PROVIDENCE WASHINGTON INS CO	RI	124,559,135	29,056,442	(14,827,346)	512,000	18,118,591	2,359,751	N/A	N/A
PUBLIC SERV INS CO	IL	535,102,873	135,961,741	(43,845,063)	175,012,536	175,091,939	50,866,085	22.11%	30.09%
PXRE REINS CO	CT	32,144,339	20,398,663	(396,528)	(174,409)	218,432	(176,772)	268.17%	101.36%
QBE INS CORP	PA	2,138,231,351	678,744,144	(61,091,553)	750,540,197	573,999,221	252,675,163	9.66%	33.11%
QBE REINS CORP	PA	1,232,851,837	814,725,447	13,338	210,382,746	185,910,680	81,838,108	9.66%	33.11%

# Summary of Financial Condition as of December 31, 2013

## Property and Casualty Insurers

COMPANY NAME	STATE	ADMITTED ASSETS	CAPITAL & SURPLUS	NET INCOME	NET PREMIUMS WRITTEN	NET LOSSES & LAE	OTHER EXPENSES	NET LOSS & LAE RATIO	NET OTHER EXPENSE RATIO
QUANTA IND CO	CO	73,890,313	23,272,468	4,553,415	161	(2,631,733)	3,778,970	N/A	167.45%
R&Q REINS CO	PA	170,243,959	16,489,596	(3,640,976)	135,525	8,815,497	4,136,446	N/A	N/A
RADIAN ASSET ASSUR INC	NY	1,501,451,185	1,198,033,764	24,866,917	10,829,380	392,518	47,036,071	2.99%	64.93%
RADIAN GUAR INC	PA	3,657,543,100	1,317,763,931	(23,817,192)	814,386,632	552,966,170	245,475,051	4.13%	36.23%
RADIAN MORTGAGE ASSUR INC	PA	18,001,115	17,980,409	(497,174)	-	-	531,100	0.00%	0.00%
RAMPART INS CO	NY	38,822,712	11,382,052	(2,796,093)	26,427	2,602,299	590,783	N/A	N/A
RED ROCK INS CO	OK	65,071,997	21,507,187	(8,320,485)	(3,731,372)	675,515	4,776,554	N/A	N/A
RED SHIELD INS CO	WA	39,396,335	20,436,557	827,867	11,343,156	4,388,195	6,423,287	10.00%	56.60%
REDWOOD FIRE & CAS INS CO	NE	1,031,305,503	505,960,582	49,168,887	286,855,666	162,903,202	82,495,409	11.70%	33.90%
REGENT INS CO	WI	125,157,651	31,145,425	(4,119,211)	45,438,663	37,182,137	16,367,622	9.66%	33.11%
REPUBLIC IND CO OF AMER	CA	847,723,506	252,310,337	30,440,793	209,304,231	139,889,518	58,686,518	16.94%	28.76%
REPUBLIC IND CO OF CA	CA	40,271,156	21,699,315	396,551	6,473,326	4,326,480	1,815,047	16.94%	28.76%
REPUBLIC MORTGAGE INS CO	NC	1,932,845,070	369,388,975	104,523,989	227,876,347	146,953,369	16,020,707	12.47%	6.75%
REPUBLIC MORTGAGE INS CO OF FL	FL	30,579,565	8,074,067	1,357,104	3,959,142	2,531,951	667,317	12.39%	16.24%
REPUBLIC MORTGAGE INS OF NC	NC	391,056,669	68,236,781	20,461,141	43,303,065	25,391,138	5,900,809	9.38%	13.03%
REPWEST INS CO	AZ	284,739,547	126,835,596	18,286,470	32,302,463	7,902,049	21,616,295	7.22%	66.95%
RESPONSE INS CO	IL	25,865,011	22,900,671	132,935	-	-	-	0.00%	0.00%
RESPONSE WORLDWIDE INS CO	IL	11,277,609	10,342,594	211,954	-	-	-	0.00%	0.00%
RIVERPORT INS CO	MN	101,486,856	39,255,314	987,022	-	-	-	0.00%	0.00%
RLI IND CO	IL	43,723,584	42,907,850	639,504	214,520	(8,356)	453,155	N/A	208.57%
RLI INS CO	IL	1,679,437,985	859,221,325	205,905,669	413,185,626	200,628,448	169,522,254	9.58%	42.91%
ROCHE SURETY & CAS CO INC	FL	21,128,400	8,151,183	375,675	2,890,694	-	2,276,089	0.00%	80.50%
ROCKWOOD CAS INS CO	PA	238,772,613	84,189,629	18,050,439	45,916,861	13,498,141	14,486,317	9.03%	32.24%
ROCKY MOUNTAIN FIRE & CAS CO	WA	23,411,079	19,155,208	1,231,963	3,982,129	2,929,612	1,224,321	8.94%	24.39%
RSUI IND CO	NH	3,323,214,161	1,492,385,484	160,196,912	765,056,012	376,996,106	203,462,311	10.53%	28.81%
RURAL COMM INS CO	MN	5,245,222,646	599,830,559	20,918,160	491,493,258	467,041,897	16,284,670	0.29%	3.24%
RV1 AMER INS CO	CT	94,566,084	68,177,388	1,272,398	4,248,166	30,374	2,603,600	0.70%	59.75%
SAFECO INS CO OF AMER	NH	4,747,068,958	1,188,672,536	154,762,634	1,349,124,929	1,074,049,640	470,477,063	14.33%	32.19%
SAFECO INS CO OF IL	IL	338,222,918	175,206,333	17,568,337	(104,482,835)	-	-	0.00%	0.00%
SAFECO INS CO OF IN	IN	16,320,219	14,587,594	221,981	-	-	-	0.00%	0.00%
SAFECO NATL INS CO	NH	21,001,563	13,763,543	2,693,271	-	-	-	0.00%	0.00%
SAFETY FIRST INS CO	IL	18,506,298	14,366,114	273,541	1,687,672	991,193	704,250	0.40%	41.60%
SAFETY NATL CAS CORP	MO	4,183,550,016	1,153,846,360	122,697,197	664,870,856	490,374,808	166,892,898	2.40%	26.70%
SAFEWAY INS CO	IL	408,120,983	279,277,675	(188,476)	143,327,495	106,761,780	38,836,671	15.74%	28.78%
SAGAMORE INS CO	IN	157,153,559	123,704,056	1,520,577	21,563,619	13,089,730	7,057,693	10.40%	37.70%

## Summary of Financial Condition as of December 31, 2013

### Property and Casualty Insurers

COMPANY NAME	STATE	ADMITTED ASSETS	CAPITAL & SURPLUS	NET INCOME	NET PREMIUMS WRITTEN	NET LOSSES & LAE	OTHER EXPENSES	NET LOSS & LAE RATIO	NET OTHER EXPENSE RATIO
SAMSUNG FIRE & MARINE INS CO LTD	NY	179,947,192	64,432,583	4,073,775	75,801,183	36,807,061	18,995,420	15.19%	31.38%
SAN FRANCISCO REINS CO	CA	96,536,009	73,009,144	685,496	-	2,229,762	1,823	0.00%	0.00%
SCOR REINS CO	NY	2,364,684,676	676,400,932	66,592,697	755,637,898	483,481,000	254,453,519	6.25%	32.79%
SCOTTSDALE IND CO	OH	68,986,493	36,595,462	340,061	-	-	-	0.00%	0.00%
SEABRIGHT INS CO	IL	714,433,987	226,779,983	(30,550,888)	38,480,299	163,766,152	23,033,876	42.79%	16.98%
SEATON INS CO	RI	79,690,525	8,137,023	(335,341)	2,426	912,684	702,997	N/A	N/A
SEAWORTHY INS CO	MD	95,666,791	51,740,767	(123,102)	37,402,573	22,806,421	13,293,954	4.53%	38.96%
SECURA INS A MUT CO	WI	872,115,755	321,684,646	45,318,264	387,099,579	217,568,154	121,116,052	10.90%	33.10%
SECURA SUPREME INS CO	WI	107,795,074	47,731,806	4,205,193	43,011,056	24,174,245	13,019,497	10.90%	32.00%
SECURIAN CAS CO	MN	173,885,206	101,085,589	10,117,022	122,210,603	55,318,913	52,516,196	3.29%	44.41%
SECURITY NATL INS CO	DE	429,014,074	79,780,426	14,350,410	44,730,002	26,755,913	(8,702,715)	14.73%	N/A
SELECT INS CO	TX	71,520,516	71,270,655	2,260,974	-	-	-	0.00%	0.00%
SELECT MARKETS INS CO	IL	15,668,837	15,291,638	219,487	-	-	-	0.00%	0.00%
SELECTIVE INS CO OF NY	NY	365,570,067	79,265,483	6,918,132	126,806,655	78,498,377	42,149,910	12.28%	34.66%
SENECA INS CO INC	NY	194,727,795	132,957,672	61,525,548	(43,151,964)	26,724,492	17,967,816	9.97%	37.03%
SENTINEL INS CO LTD	CT	205,224,645	134,472,189	16,140,121	29,848,907	20,388,735	8,719,945	12.66%	29.41%
SENTRIUTY CAS CO	TX	106,522,435	41,001,301	4,167,912	4,472,811	946,915	(212,922)	0.29%	N/A
SENTRY CAS CO	WI	240,263,968	73,010,131	5,016,878	45,438,961	33,793,517	12,170,647	12.54%	27.48%
SENTRY INS A MUT CO	WI	6,631,964,314	4,075,333,992	308,405,578	999,657,151	743,457,371	267,754,244	12.54%	27.48%
SENTRY SELECT INS CO	WI	641,304,426	227,478,206	12,369,072	181,755,846	135,174,068	48,682,590	12.54%	27.48%
SEQUOIA IND CO	NV	18,521,914	9,820,141	634,302	(1,540,798)	(1,215,117)	(225,914)	N/A	22.34%
SEQUOIA INS CO	CA	244,792,828	74,502,747	4,464,048	(111,735,729)	(59,680,780)	2,065,366	27.61%	N/A
SERVICE INS CO	FL	40,427,217	27,331,481	6,173,151	8,607,592	3,982,833	2,641,550	6.03%	23.76%
SIRIUS AMER INS CO	NY	1,559,423,346	548,354,686	55,860,288	252,803,172	116,753,592	92,719,268	8.41%	38.86%
SOMPO JAPAN INS CO OF AMER	NY	936,303,388	481,067,199	13,831,258	124,426,782	74,769,330	48,065,988	14.35%	40.42%
SOUTHERN INS CO	TX	48,194,653	30,211,835	1,227,548	1,407,121	1,935,946	208,847	44.86%	13.07%
SOUTHWEST MARINE & GEN INS CO	AZ	106,425,790	50,035,821	(2,254,198)	25,960,415	17,251,983	7,283,595	15.99%	34.91%
SPARTA INS CO	CT	542,637,020	177,099,791	(40,355,567)	163,077,280	169,023,634	40,993,860	17.36%	25.16%
SPRINGFIELD INS CO INC	CA	94,710,098	25,967,276	(5,668,347)	23,919,368	28,707,978	6,201,089	23.39%	24.80%
ST PAUL FIRE & MARINE INS CO	CT	18,566,316,320	5,914,697,284	883,907,344	5,131,390,213	3,072,744,402	1,575,160,546	11.66%	31.01%
ST PAUL GUARDIAN INS CO	CT	78,986,402	26,162,155	3,266,251	20,138,477	12,102,804	6,085,323	11.98%	30.60%
ST PAUL MERCURY INS CO	CT	340,527,280	130,692,671	14,943,356	80,553,906	48,411,282	24,341,392	11.98%	30.60%
ST PAUL PROTECTIVE INS CO	CT	510,117,776	228,228,353	22,817,893	116,803,164	70,196,368	35,295,029	11.98%	30.60%
STANDARD FIRE INS CO	CT	3,605,293,999	1,234,780,950	217,868,963	974,752,262	585,776,733	294,531,160	11.98%	30.60%
STANDARD GUAR INS CO	DE	476,835,420	150,874,867	21,248,204	237,659,447	69,090,703	70,760,482	6.07%	42.49%

## Summary of Financial Condition as of December 31, 2013

### Property and Casualty Insurers

COMPANY NAME	STATE	ADMITTED ASSETS	CAPITAL & SURPLUS	NET INCOME	NET PREMIUMS WRITTEN	NET LOSSES & LAE	OTHER EXPENSES	NET LOSS & LAE RATIO	NET OTHER EXPENSE RATIO
STAR INS CO	MI	1,000,349,480	309,591,160	3,935,471	245,703,438	196,720,204	83,210,253	18.41%	33.48%
STARNET INS CO	DE	202,673,835	109,441,469	(2,130,380)	-	-	-	0.00%	0.00%
STARR IND & UIAB CO	TX	3,467,356,543	1,865,107,163	13,175,656	847,277,180	576,701,274	171,870,147	14.67%	24.33%
STATE AUTO PROP & CAS INS CO	IA	2,066,548,240	607,700,045	39,631,240	833,301,706	567,103,413	290,429,351	12.31%	35.09%
STATE AUTOMOBILE MUT INS CO	OH	2,196,073,212	858,084,817	(3,037,570)	555,567,078	377,848,153	195,454,530	12.31%	35.42%
STATE FARM FIRE & CAS CO	IL	31,460,692,892	10,951,161,131	1,803,765,126	15,276,494,172	9,452,996,167	4,131,608,984	11.23%	27.77%
STATE FARM GEN INS CO	IL	6,388,142,050	3,452,596,424	379,921,040	1,918,971,778	1,092,922,734	549,791,226	11.07%	27.92%
STATE FARM MUT AUTO INS CO	IL	129,337,905,710	75,678,874,653	1,836,493,966	35,163,346,854	27,660,027,172	8,863,915,898	16.24%	25.60%
STATE NATL INS CO INC	TX	218,790,848	155,566,178	2,503,477	41,978,070	15,762,454	21,708,041	6.75%	55.49%
STILLWATER INS CO	CA	292,251,854	155,332,349	14,942,120	154,365,795	84,638,405	52,951,843	8.93%	35.55%
STILLWATER PROP & CAS INS CO	NY	119,534,206	112,371,068	5,575,828	1,681,331	(1,696)	14,450	N/A	0.86%
STONEBRIDGE CAS INS CO	OH	324,587,164	118,121,576	4,064,103	236,046,157	141,953,274	87,705,809	0.83%	38.64%
STONEWALL INS CO	NE	3,357,684,655	3,106,722,157	175,129	1,565,178	3,563,534	857,131	N/A	37.70%
STONEWOOD NATL INS CO	OH	227,209,331	47,741,085	(24,063)	9,242,437	2,281,039	2,710,767	22.01%	43.66%
STONINGTON INS CO	TX	153,595,749	46,395,007	(7,051,976)	88,006,075	48,801,554	21,482,504	9.66%	33.11%
STRATFORD INS CO	NH	168,165,211	70,997,816	1,048,095	25,206,661	15,381,752	8,295,089	22.32%	37.15%
SUBLIMITY INS CO	OR	31,380,031	13,885,749	797,543	22,868,788	14,107,011	7,691,558	7.70%	36.02%
SUECIA INS CO	NY	47,835,438	20,611,209	513,971	(941)	198,940	114,918	N/A	N/A
SUN SURETY INS CO	SD	16,173,669	7,826,118	386,258	3,142,521	151,257	2,522,960	0.03%	80.31%
SURETEC INS CO	TX	157,619,094	78,021,536	11,037,160	44,154,913	8,069,307	26,008,898	4.94%	55.98%
SURETY BONDING CO OF AMER	SD	8,132,427	8,126,435	188,975	-	-	-	0.00%	0.00%
SWISS REINS AMER CORP	NY	11,409,396,275	4,619,316,976	644,862,038	1,965,018,662	725,733,965	590,434,638	7.73%	31.69%
SYNCORA GUAR INC	NY	1,034,520,401	973,332,107	391,498,395	23,657,749	(397,552,622)	33,304,660	17.10%	44.79%
T H E INS CO	LA	190,250,310	62,166,978	7,810,354	57,823,218	31,996,930	18,534,648	22.44%	33.45%
TEACHERS INS CO	IL	329,280,775	140,395,404	14,244,377	185,049,849	125,705,948	51,607,487	9.28%	28.31%
TECHNOLOGY INS CO INC	NH	1,132,602,230	236,527,586	16,614,324	485,618,435	270,160,993	110,000,794	10.41%	27.33%
THE BAR PLAN MUT INS CO	MO	48,286,374	17,892,721	814,230	10,749,931	6,773,588	4,127,559	24.77%	38.64%
THE CINCINNATI IND CO	OH	110,714,383	82,004,779	2,431,391	-	-	-	0.00%	0.00%
THE TRAVELERS CAS CO	CT	202,708,949	62,494,468	9,321,856	58,401,582	35,098,174	17,647,498	11.98%	30.60%
TIG INS CO	CA	2,235,803,146	849,958,784	(140,528,478)	951,527	15,938,488	31,576,929	3763.35%	3318.55%
TITAN IND CO	TX	244,587,665	167,373,308	16,936,438	-	-	-	0.00%	0.00%
TNUS INS CO	NY	65,689,402	53,020,435	604,751	-	169,378	(1)	0.00%	0.00%
TOKIO MARINE AMER INS CO	NY	1,383,525,649	514,373,557	16,038,054	275,019,852	189,934,259	97,214,279	17.95%	37.76%
TORUS NATL INS CO	DE	139,769,273	72,985,668	(5,802,094)	30,579,340	20,478,999	11,394,850	11.91%	43.99%
TOWER INS CO OF NY	NY	543,740,374	136,435,707	(127,093,209)	57,309,162	192,612,413	55,774,292	22.91%	30.65%

# Summary of Financial Condition as of December 31, 2013

## Property and Casualty Insurers

COMPANY NAME	STATE	ADMITTED ASSETS	CAPITAL & SURPLUS	NET INCOME	NET PREMIUMS WRITTEN	NET LOSSES & LAE	OTHER EXPENSES	NET LOSS & LAE RATIO	NET OTHER EXPENSE RATIO
TOYOTA MOTOR INS CO	IA	420,031,045	194,858,626	17,063,381	65,578,883	17,420,972	16,155,426	N/A	35.23%
TRANS PACIFIC INS CO	NY	65,120,483	47,211,128	(218,118)	(396,201)	1,008,987	(173,344)	N/A	41.00%
TRANSATLANTIC REINS CO	NY	15,013,002,535	4,718,933,503	770,419,177	2,976,970,972	1,648,861,036	1,022,719,665	4.06%	34.22%
TRANSGUARD INS CO OF AMER INC	IL	248,408,197	128,743,547	10,905,955	56,422,036	31,163,529	18,891,374	10.31%	32.78%
TRANSPORT INS CO	OH	42,027,431	10,851,831	(182,267)	-	6,160,261	2,098,504	0.00%	0.00%
TRANSPORTATION INS CO	IL	80,329,992	80,242,502	2,588,673	-	-	-	0.00%	0.00%
TRAVCO INS CO	CT	216,091,261	69,568,312	8,155,627	54,373,886	32,677,607	16,430,428	11.98%	30.60%
TRAVELERS CAS & SURETY CO	CT	16,464,401,449	6,558,646,505	1,165,570,351	4,100,993,814	2,464,135,195	1,267,192,245	11.97%	31.29%
TRAVELERS CAS & SURETY CO OF AMER	CT	4,147,460,454	1,881,720,088	500,503,776	1,293,923,518	176,917,083	507,935,040	N/A	39.81%
TRAVELERS CAS CO OF CT	CT	319,228,588	94,197,411	15,530,364	94,650,840	56,883,261	28,601,141	11.98%	30.60%
TRAVELERS GAS INS CO OF AMER	CT	1,893,078,083	549,760,547	91,456,485	549,780,408	330,407,115	166,130,168	11.98%	30.60%
TRAVELERS COMMERCIAL CAS CO	CT	324,468,114	95,348,083	15,430,350	94,650,840	56,883,261	28,601,141	11.98%	30.60%
TRAVELERS COMMERCIAL INS CO	CT	343,055,645	93,530,798	14,035,343	94,650,840	56,883,261	28,601,141	11.98%	30.60%
TRAVELERS CONSTITUTION STATE INS CO	CT	203,205,723	62,989,828	9,643,155	58,401,582	35,098,174	17,647,498	11.98%	30.60%
TRAVELERS HOME & MARINE INS CO	CT	410,095,646	128,983,691	8,190,986	54,373,886	32,677,607	16,430,428	11.98%	30.60%
TRAVELERS IND CO	CT	20,662,613,986	6,706,125,470	1,065,664,252	4,531,564,678	2,820,210,822	1,418,717,956	12.00%	30.62%
TRAVELERS IND CO OF AMER	CT	628,000,922	194,510,299	25,081,091	155,066,269	93,191,738	46,857,206	11.98%	30.60%
TRAVELERS IND CO OF CT	CT	1,082,359,603	365,571,652	51,822,244	275,897,128	165,808,689	83,369,338	11.98%	30.60%
TRAVELERS PROP CAS CO OF AMER	CT	907,007,888	487,011,658	20,169,557	72,498,515	43,570,150	21,907,249	11.98%	30.60%
TRAVELERS PROP CAS INS CO	CT	223,965,507	70,518,438	9,437,592	60,415,430	36,308,455	18,256,036	11.98%	30.60%
TRENWICK AMER REINS CORP	CT	84,244,199	34,145,692	(922,979)	6,044	(1,914,141)	(157,815)	1869.62%	N/A
TRI STATE INS CO OF MN	MN	32,011,805	30,926,513	751,761	-	-	-	0.00%	0.00%
TRINITY UNIVERSAL INS CO	TX	2,380,943,414	984,079,635	138,546,100	1,435,676,480	991,773,861	455,319,734	10.46%	30.63%
TRITON INS CO	TX	527,843,738	205,902,177	64,044,168	138,632,961	44,788,774	22,524,566	0.39%	16.25%
TRUCK INS EXCH	CA	1,933,396,090	563,473,903	1,503,195	1,056,859,253	711,337,571	367,149,579	9.84%	34.52%
TRUMBULL INS CO	CT	210,903,499	93,043,361	11,461,736	49,748,175	33,981,226	14,533,241	12.66%	29.41%
TWIN CITY FIRE INS CO CO	IN	641,747,713	288,142,207	27,680,890	149,244,529	101,943,678	43,599,725	12.66%	29.41%
UMIA INS INC	OR	264,381,992	102,749,443	12,418,828	41,934,904	27,426,381	6,160,123	37.55%	13.70%
UNDERWRITER FOR THE PROFESSIONS INS	OR	267,521,797	70,208,263	(4,830,911)	20,875,336	13,052,818	1,090,871	N/A	N/A
UNIGARD IND CO	WI	55,240,945	12,949,268	(2,169,852)	23,920,087	18,591,068	8,183,810	9.66%	33.11%
UNIGARD INS CO	WI	410,328,649	111,839,000	(8,388,909)	181,825,906	134,785,243	59,332,629	9.66%	33.11%
UNION INS CO	IA	104,795,626	28,229,336	845,671	-	-	-	0.00%	0.00%
UNIONE ITALIANA REINS CO OF AMER	NY	79,136,488	37,002,883	636,014	3,002	(19,317)	220,685	574.00%	7348.80%
UNITED FINANCIAL CAS CO	OH	2,137,869,338	491,987,745	60,380,090	1,501,650,378	1,081,955,559	311,292,071	10.53%	21.66%
UNITED FIRE & CAS CO	IA	1,558,730,375	665,772,186	58,916,875	469,833,883	285,775,054	148,454,617	18.20%	32.90%

# Summary of Financial Condition as of December 31, 2013

## Property and Casualty Insurers

COMPANY NAME	STATE	ADMITTED ASSETS	CAPITAL & SURPLUS	NET INCOME	NET PREMIUMS WRITTEN	NET LOSSES & LAE	OTHER EXPENSES	NET LOSS & LAE RATIO	NET OTHER EXPENSE RATIO
UNITED GUAR CREDIT INS CO	NC	23,317,821	21,746,124	276,553	386,457	(34,459)	745,785	1.58%	187.18%
UNITED GUAR MORTGAGE IND CO	NC	283,788,814	113,227,060	5,396,850	44,242,232	27,657,169	12,664,587	2.41%	32.55%
UNITED GUAR RESIDENTIAL INS CO	NC	3,059,260,763	1,465,713,353	88,356,686	799,925,465	379,795,050	157,822,249	3.57%	26.87%
UNITED GUAR RESIDENTIAL INS CO OF NC	NC	448,483,696	377,853,575	39,956,007	92,535,949	29,038,074	10,585,463	5.69%	11.37%
UNITED HERITAGE PROP & CAS CO	ID	36,160,196	13,864,090	352,597	25,013,993	16,860,656	7,756,901	6.72%	33.33%
UNITED NATL SPECIALTY INS CO	WI	80,401,855	10,646,397	1,482,600	5,121,785	3,383,291	2,004,201	22.52%	42.76%
UNITED SECURITY INS CO	CO	5,484,015	5,276,375	(153,820)	-	-	550,894	0.00%	0.00%
UNITED SERV AUTOMOBILE ASSN	TX	28,667,011,488	20,754,486,132	922,550,983	6,189,270,283	4,426,330,169	827,438,641	9.03%	13.72%
UNITED STATES FIDELITY & GUAR CO	CT	4,653,938,415	2,484,435,707	224,199,659	888,106,814	533,734,582	268,364,129	11.98%	30.60%
UNITED STATES FIRE INS CO	DE	3,154,524,880	812,097,210	(75,729,252)	971,695,139	657,872,806	282,699,766	13.58%	30.68%
UNITED STATES LIAB INS CO	PA	811,297,038	537,503,427	24,968,468	144,780,835	63,563,314	62,378,932	16.50%	47.00%
UNITED WI INS CO	WI	361,166,347	73,960,111	3,540,290	67,895,888	39,948,996	20,735,591	11.42%	31.90%
UNITRIN AUTO & HOME INS CO	NY	107,110,060	31,470,931	1,748,722	-	-	-	0.00%	0.00%
UNITRIN PREFERRED INS CO	NY	28,158,953	8,702,308	(55,105)	-	-	-	0.00%	0.00%
UNITRIN SAFEGUARD INS CO	WI	27,190,756	6,853,233	243,974	-	-	-	0.00%	0.00%
UNIVERSAL FIRE & CAS INS CO	IN	13,430,497	6,558,351	124,069	2,891,372	-	2,853,927	0.00%	98.71%
UNIVERSAL SURETY CO	NE	169,027,000	121,744,771	7,304,605	3,110,793	738,003	1,709,427	3.60%	59.20%
UNIVERSAL SURETY OF AMER	SD	15,638,544	15,624,629	152,271	-	-	-	0.00%	0.00%
UNIVERSAL UNDERWRITERS INS CO	IL	386,182,512	336,125,500	5,179,501	-	-	-	0.00%	0.00%
UNIVERSAL UNDERWRITERS OF TX INS	IL	12,599,676	9,839,712	178,164	-	-	-	0.00%	0.00%
US SPECIALTY INS CO	TX	1,928,589,483	580,307,919	124,845,472	440,521,861	231,169,962	139,845,094	9.46%	31.15%
US UNDERWRITERS INS CO	ND	173,295,519	115,665,036	9,499,717	13,372,983	5,154,338	5,171,327	12.80%	36.50%
USAA CAS INS CO	TX	8,445,777,251	4,168,775,814	319,886,625	4,756,858,864	3,527,267,759	613,539,113	8.51%	13.45%
USAA GEN IND CO	TX	2,256,609,831	835,638,139	116,982,337	1,632,951,601	1,209,816,821	187,241,320	8.44%	11.96%
UTICA MUT INS CO	NY	2,130,108,412	775,080,938	29,949,991	579,484,651	364,468,686	223,353,887	15.75%	40.13%
VALIANT INS CO	DE	35,885,135	32,201,671	(33,566)	-	(4,324,897)	(108,457)	0.00%	0.00%
VALLEY FORGE INS CO	PA	70,964,063	70,926,163	3,024,798	-	-	-	0.00%	0.00%
VALLEY INS CO	CA	6,894,813	6,894,812	212,626	-	-	-	0.00%	0.00%
VANLINER INS CO	MO	325,013,236	121,917,525	9,465,976	103,126,869	72,148,033	27,628,557	12.01%	27.10%
VERLAN FIRE INS CO MID	NH	24,794,395	24,755,054	623,849	-	-	-	0.00%	0.00%
VICTORIA FIRE & CAS CO	OH	158,466,478	57,290,906	568,680	-	-	-	0.00%	0.00%
VIGILANT INS CO	NY	467,945,670	264,882,731	16,654,876	45,077,709	23,477,134	13,463,295	14.00%	30.20%
VIKING INS CO OF WI	WI	381,328,273	178,176,457	7,431,595	90,877,923	67,587,034	24,341,295	12.54%	27.48%
VIRGINIA SURETY CO INC	IL	1,007,790,342	309,213,567	73,558,509	341,778,029	190,964,380	75,635,442	1.88%	21.91%
WARNER INS CO	IL	12,412,948	11,364,906	99,880	-	-	-	0.00%	0.00%



# Summary of Financial Condition as of December 31, 2013

## Property and Casualty Insurers

COMPANY NAME	STATE	ADMITTED ASSETS	CAPITAL & SURPLUS	NET INCOME	NET PREMIUMS WRITTEN	NET LOSSES & LAE	OTHER EXPENSES	NET LOSS & LAE RATIO	NET OTHER EXPENSE RATIO
WASHINGTON CAS CO	WA	23,529,726	20,271,891	189,198	-	-	-	0.00%	0.00%
WASHINGTON INTL INS CO	NH	108,709,723	72,428,164	1,431,756	3,708,712	74,258	2,100,824	N/A	54.26%
WAUSAU BUSINESS INS CO	WI	43,589,590	25,124,076	6,244,813	(21,521,954)	-	-	0.00%	0.00%
WAUSAU UNDERWRITERS INS CO	WI	99,744,310	61,131,966	8,961,581	(21,521,954)	-	-	0.00%	0.00%
WESCO INS CO	DE	804,133,417	166,812,901	21,446,540	114,783,853	57,204,515	7,248,876	6.04%	8.01%
WEST AMER INS CO	IN	100,373,289	47,729,923	9,818,084	-	-	-	0.00%	0.00%
WESTCHESTER FIRE INS CO	PA	2,056,086,204	906,570,874	114,050,886	226,428,094	130,405,540	95,871,813	7.84%	34.35%
WESTERN AGRIC INS CO	IA	171,155,209	70,679,526	6,388,521	98,076,105	67,119,228	25,017,975	6.81%	26.18%
WESTERN COMM INS CO	ID	34,064,992	27,674,892	1,335,424	-	-	(475,993)	0.00%	0.00%
WESTERN GEN INS CO	CA	53,757,523	21,217,132	(644,851)	34,015,176	23,391,234	18,069,966	10.20%	47.80%
WESTERN NATL ASSUR CO	MN	51,318,673	22,161,062	1,194,027	20,506,801	13,618,205	5,423,284	10.69%	27.34%
WESTERN NATL MUT INS CO	MN	696,007,097	314,203,252	15,686,807	256,335,008	170,227,530	67,791,085	10.69%	27.34%
WESTERN PROFESSIONAL INS CO	WA	13,723,003	13,620,576	256,575	-	-	67,635	0.00%	0.00%
WESTERN PROTECTORS INS CO	OR	11,705,017	8,824,604	132,081	192,326	-	135,093	0.00%	0.00%
WESTERN SURETY CO	SD	1,856,351,527	1,205,614,173	152,661,817	418,388,217	38,093,715	220,146,769	N/A	52.96%
WESTERN UNITED INS CO	IN	238,704,441	139,332,281	5,719,541	86,553,716	63,627,882	28,137,225	11.66%	32.74%
WESTFIELD INS CO	OH	2,450,520,897	991,190,221	127,706,534	904,711,025	528,901,536	314,780,618	12.10%	35.60%
WESTFIELD NATL INS CO	OH	571,946,288	243,185,906	25,173,973	217,800,803	127,328,147	75,780,519	12.10%	35.60%
WESTPORT INS CORP	MO	5,454,118,515	1,769,403,971	167,845,936	580,133,000	337,749,254	186,232,141	11.76%	34.31%
WHITE PINE INS CO	MI	24,850,157	11,505,466	511,609	7,851,661	1,467,585	5,293,392	10.42%	78.99%
WILLIAMSBURG NATL INS CO	MI	149,107,572	31,347,252	(2,018,087)	46,082,252	36,895,333	15,686,859	18.41%	33.66%
WILSHIRE INS CO	NC	207,443,733	102,391,847	10,519,181	53,138,354	28,353,055	17,655,487	15.43%	35.17%
WOODRIDGE INS CO	IL	8,489,539	8,433,852	(66,398)	-	8,310	272,606	0.00%	0.00%
WORK FIRST CAS CO	DE	44,302,249	10,288,694	318,866	15,915,706	12,473,112	4,722,644	22.93%	29.54%
WORKERS COMP EXCH	ID	8,358,250	682,539	-	1,966,109	1,956,914	243,780	24.94%	12.40%
WORKMENS AUTO INS CO	CA	34,225,187	9,203,447	(3,794,482)	32,994,385	29,957,051	11,769,716	14.69%	34.31%
WRIGHT NATL FLOOD INS CO	TX	27,592,131	14,698,756	8,129,312	2,415,976	7,933,847	(19,121,296)	482.70%	N/A
WRM AMER IND CO INC	NY	73,445,199	67,361,316	8,516,107	2,783,150	1,878,497	2,780,178	19.99%	79.72%
X L INS CO OF NY	NY	208,201,656	77,694,877	1,321,063	39,931,910	26,508,487	13,998,105	12.06%	34.49%
XL INS AMER INC	DE	734,200,582	246,835,073	26,047,650	133,106,371	88,361,626	46,660,348	12.06%	34.49%
XL REINS AMER INC	NY	5,527,818,384	2,244,505,234	161,414,571	865,191,396	574,350,567	303,292,262	12.06%	34.49%
XL SPECIALTY INS CO	DE	440,571,430	158,343,043	26,338,426	79,863,821	53,016,975	27,996,209	12.06%	34.49%
YORK INS CO	RI	17,611,556	9,426,362	(2,269,100)	69,819	2,470,717	321,784	2978.43%	460.88%
YOSEMITE INS CO	IN	247,983,831	153,709,959	40,616,373	53,279,300	13,804,893	13,673,493	5.42%	29.70%
ZALE IND CO	TX	42,175,605	16,004,642	4,166,439	22,146,538	2,605,218	7,182,956	2.84%	45.34%

**Summary of Financial Condition as of December 31, 2013**  
**Property and Casualty Insurers**

COMPANY NAME	STATE	ADMITTED ASSETS	CAPITAL & SURPLUS	NET INCOME	NET PREMIUMS WRITTEN	NET LOSSES & LAE	OTHER EXPENSES	NET LOSS & LAE RATIO	NET OTHER EXPENSE RATIO
ZENITH INS CO	CA	1,783,758,870	515,787,760	(18,072,824)	677,484,214	411,771,124	225,449,032	16.44%	34.14%
ZURICH AMER INS CO	NY	30,184,001,188	7,798,418,339	772,756,515	4,733,621,328	3,419,579,468	806,138,287	16.41%	17.59%
ZURICH AMER INS CO OF IL	IL	49,354,906	34,018,725	682,668	-	-	-	0.00%	0.00%

## Summary of Financial Condition as of December 31, 2013

### Managed Care Organizations

COMPANY NAME	STATE	INCORPORATED DATE	LICENSED DATE	TOTAL ASSETS	LIABILITIES	CAPITAL & SURPLUS	NET INCOME	DIRECT PREMIUMS WRITTEN IN IDAHO
ADVANTAGE DENTAL PLAN, INC.	OR	10/13/1994	7/17/2003	1,569,325	28,602	1,540,723	1,461,476	-
AETNA HEALTH OF UTAH INC.	UT	7/1/1987	12/16/2004	106,404,891	61,162,643	45,242,248	1,088,974	15,989,878
ALPHA DENTAL PROGRAMS, INC.	TX	12/31/1985	6/4/2008	7,911,027	2,815,991	5,095,036	1,810,181	30,854
BLUE CROSS OF IDAHO CARE PLUS, INC.	ID	2/19/2013	2/21/2013	2,235,601	-	2,235,601	(264,399)	-
BRIDGESPAN HEALTH COMPANY	UT	8/10/1982	1/18/2013	14,275,877	3,401,852	10,874,025	(1,752,322)	-
HUMANA BENEFIT PLAN OF ILLINOIS, INC.	IL	6/20/1994	4/12/2012	66,426,352	20,497,773	45,928,579	4,671,588	-
HUMANA HEALTH PLAN, INC.	KY	8/23/1982	3/1/2008	811,647,433	432,403,260	379,244,173	(38,526,925)	29,197,619
PACIFICSOURCE HEALTH PLANS	OR	3/31/1933	5/19/2006	230,087,482	78,793,743	151,293,739	14,706,783	93,432,693
SELECTHEALTH, INC.	UT	12/27/1983	10/26/2012	767,588,070	302,777,075	464,810,995	50,786,886	19,240,837
WILLAMETTE DENTAL OF IDAHO, INC.	ID	7/22/1998	9/11/1998	16,515,749	280,521	16,235,228	45,707	6,543,664
WINDSOR HEALTH PLAN, INC.	TN	5/14/1993	4/13/2012	194,663,530	87,179,678	107,483,852	52,963,174	520,794

### Hospital and Professional Service Corporations

COMPANY NAME	STATE	INCORPORATED DATE	LICENSED DATE	TOTAL ASSETS	LIABILITIES	CAPITAL & SURPLUS	NET INCOME	DIRECT PREMIUMS WRITTEN IN IDAHO
DELTA DENTAL PLAN OF IDAHO, INC.	ID	6/21/1971	2/21/1973	39,557,578	10,582,314	28,975,264	3,215,358	34,525,505
VISION SERVICE PLAN OF IDAHO, INC.	ID	1/26/1968	4/1/1968	15,609,201	1,068,601	14,540,600	1,006,027	7,907,315

### Hospital Trusts

COMPANY NAME	STATE	INCORPORATED DATE	LICENSED DATE	TOTAL ASSETS	LIABILITIES	CAPITAL & SURPLUS	NET INCOME	DIRECT PREMIUMS WRITTEN IN IDAHO
NONE								

## Summary of Financial Condition as of December 31, 2013

### Fraternal Benefit Societies

COMPANY NAME	STATE	INCORPORATED DATE	LICENSED DATE	TOTAL ASSETS	LIABILITIES	SURPLUS	NET INCOME	TOTAL PAYMENTS RECEIVED FROM IDAHO MEMBERS
CROATIAN FRATERNAL UNION OF AMERICA	PA	5/31/1897	8/13/1931	416,254,007	386,911,827	29,342,180	2,452,043	1,130
EVERENCE ASSOCIATION, INC.	IN	10/19/1982	12/15/1964	406,191,138	318,012,062	88,179,076	7,744,829	75,407
FIRST CATHOLIC SLOVAK LADIES ASSN USA	OH	10/20/1899	3/1/2008	756,406,766	665,346,029	91,060,737	5,840,875	3,295
INDEPENDENT ORDER OF FORESTERS	(CN)	7/23/1881	7/14/1950	2,940,122,938	2,816,100,317	124,022,621	(14,822,113)	1,946,273
KNIGHTS OF COLUMBUS	CT	3/29/1882	1/1/1904	20,534,433,760	18,624,600,017	1,909,833,743	113,740,276	2,739,051
LUSO-AMERICAN LIFE INSURANCE SOCIETY	CA	7/1/1957	3/22/1991	91,597,113	87,078,280	4,518,833	(671,029)	18,211
MODERN WOODMAN OF AMERICA	IL	5/5/1884	5/29/1901	13,398,445,744	11,883,001,493	1,515,444,251	104,107,655	5,160,202
OMAHA WOODMEN LIFE INSURANCE SOCIETY	NE	1/1/1891	12/26/1926	10,067,532,553	9,005,494,845	1,062,037,708	62,149,182	52,307
ORDER OF UNITED COMMERCIAL TRAVELERS OF AMERICA	OH	10/4/1890	1/1/1906	21,162,131	11,658,481	9,503,650	(1,869,744)	4,468,108
ROYAL NEIGHBORS OF AMERICA	IL	3/21/1895	6/24/1901	867,661,147	654,924,467	212,736,680	(2,842,329)	305,554
SONS OF NORWAY	MN	3/21/1895	6/24/1901	353,855,494	341,300,412	12,555,082	660,500	401,323
THRIVENT FINANCIAL FOR LUTHERANS	WI	11/24/1902	12/1/1926	72,161,546,776	66,363,637,110	5,797,909,666	699,680,634	26,034,424
WOMAN'S LIFE INSURANCE SOCIETY	MI	4/6/1897	7/1/1901	194,400,874	168,990,477	25,410,397	(914,418)	2,952
WOODMEN OF THE WORLD	CO	1/20/1891	5/29/1901	59,345,918	46,396,102	12,949,816	383,417	393,476

### County Mutual Fire Company

COMPANY NAME	STATE	INCORPORATED DATE	LICENSED DATE	TOTAL ASSETS	LIABILITIES	SURPLUS	INCOME OVER DISBURSEMENT \$	ASSESSMENTS AND FEES
NEZ PERCE FARMERS CO MUT FIRE IN CO	ID	1/1/1904	1/7/1905	523,568	58,057	465,511	(61,811)	124,015

### Title Companies

COMPANY NAME	STATE	INCORPORATED DATE	ADMITTED TO IDAHO	TOTAL ASSETS	LIABILITIES	CAPITAL PAID UP	SURPLUS	NET INCOME	DIRECT PREMIUMS WRITTEN IN IDAHO
AMERICAN GUAR TITLE INS CO	OK	7/12/1979	7/18/2005	30,458,236	12,286,430	2,000,000	16,171,806	3,142,255	-
CHICAGO TITLE INS CO	NE	8/30/1961	5/13/1966	1,848,553,321	931,396,620	2,000,000	915,156,701	190,745,854	12,875,230
COMMONWEALTH LAND TITLE INS CO	NE	3/31/1944	10/25/1972	598,408,038	350,476,891	1,649,306	246,281,841	38,606,762	8,874,531
FIDELITY NATL TITLE INS CO	CA	10/6/1981	11/29/1982	1,309,240,262	842,780,219	76,131,950	390,328,093	117,882,904	8,944,818
FIRST AMER TITLE INS CO	CA	9/24/1968	10/28/1969	2,234,494,269	1,238,531,599	300,000,000	695,962,670	199,072,907	23,068,032
INVESTORS TITLE INS CO	NC	1/28/1972	3/3/1997	140,753,788	69,486,299	2,000,000	69,267,489	11,001,751	-
NATIONAL TITLE INS OF NY INC	NY	3/14/1929	4/13/2011	122,137,881	70,320,978	2,014,516	49,802,387	11,222,172	3,769,239
NORTH AMER TITLE INS CO	CA	9/18/1958	6/28/2013	85,303,628	32,744,635	2,700,000	49,858,993	3,517,749	-
OLD REPUBLIC NATL TITLE INS CO	MN	8/20/1907	12/8/1983	918,384,088	507,868,074	1,526,434	408,989,580	83,048,814	25,502,044
STEWART TITLE GUAR CO	TX	2/20/1908	4/16/1980	1,048,016,604	574,307,716	8,500,000	465,208,888	42,952,610	8,580,911
UNITED GEN TITLE INS CO	CA	9/2/1983	8/10/1992	14,946,671	2,610,839	2,010,000	10,325,832	339,676	-
WESTCOR LAND TITLE INS CO	CA	1/11/1993	1/12/2007	67,656,593	47,855,943	3,168,185	16,632,465	5,321,411	10,183,013
WFG NATL TITLE INS CO	SC	6/18/1974	5/19/2005	50,124,236	32,115,877	2,025,000	15,983,359	3,013,152	1,233,198

# **Summary of Idaho Business** **Life and Disability Insurers - Active 12/31/2013**

COMPANY NAME	INCORPORATED DATE	LICENSED DATE	LINES OF BUSINESS	PREMIUMS WRITTEN	DIRECT IDAHO AND BENEFITS	COMPLAINT COUNTS AS OF 12/31/2013
4 EVER LIFE INS CO	9/22/1949	12/19/1952	01, 02	58,763	14,129	
5 STAR LIFE INS CO	5/24/1943	12/1/1987	01, 02	658,707	446,700	
AAA LIFE INS CO	6/5/1969	8/26/1970	01, 02	1,139,986	527,487	
ABILITY INS CO	10/6/1967	4/22/1970	01, 02	1,936,687	2,804,957	
ACACIA LIFE INS CO	3/3/1869	1/24/1996	01	112,565	295,741	
ACCENDO INS CO	12/8/1955	6/17/1974	01, 02, 21	2,189	(19,380)	
ACCORDIA LIFE & ANN CO	8/10/1967	8/25/1969	01, 02	-	7,424	
ACE LIFE INS CO	7/9/1965	5/4/1966	01, 02	-	-	
ADVANTAGE DENTAL PLAN INC	10/13/1994	7/17/2003	24	-	-	
AETNA HLTH & LIFE INS CO	8/19/1971	8/14/1981	01, 02	-	-	
AETNA HLTH INS CO	7/8/1938	8/29/1968	01, 02	-	-	
AETNA LIFE INS CO	6/14/1853	05/18/1897	01, 02, 21	22,746,474	21,714,042	6
ALL SAVERS INS CO	1/7/1986	7/31/1996	01, 02	-	-	
ALLIANZ LIFE & ANN CO	1/25/1984	3/22/1991	01, 21	-	4,138	
ALLIANZ LIFE INS CO OF N AMER	8/10/1979	10/2/1980	01, 02, 21	41,980,922	32,729,185	5
ALLSTATE ASSUR CO	6/28/1967	12/19/1967	01, 21	-	3,370	
ALLSTATE LIFE INS CO	3/6/1957	10/23/1957	01, 02, 21	5,569,520	15,888,329	
ALPHA DENTAL PROGRAMS INC	12/31/1985	6/4/2008	24	30,854	43,526	
ALTUS HLTH PLANS INC	7/1/1987	12/16/2004	24	15,989,878	14,632,415	2
AMALGAMATED LIFE INS CO	9/29/1943	12/12/2008	01, 02	-	-	
AMERICAN AMICABLE LIFE INS CO OF TX	9/22/1981	7/7/1987	01, 02	139,562	228,550	
AMERICAN BANKERS LIFE ASSUR CO OF FL	2/6/1952	8/12/1952	01, 02	651,991	280,139	1
AMERICAN EQUITY INVEST LIFE INS CO	12/19/1980	1/22/1982	01, 21	29,958,012	10,729,339	1
AMERICAN FAMILY LIFE ASSUR CO OF COL	11/17/1955	5/20/1970	01, 02	31,406,018	16,240,548	6
AMERICAN FAMILY LIFE INS CO	11/21/1957	3/28/2001	01, 02, 21	1,589,274	1,105,831	1
AMERICAN FARMERS & RANCHERS LIFE INS	12/30/1999	9/16/2005	01	1,102	-	
AMERICAN FIDELITY ASSUR CO	11/30/1960	11/15/1968	01, 02, 21	8,847,294	4,117,774	
AMERICAN FIDELITY LIFE INS CO	9/5/1956	10/21/1965	01	27,476	2,968	
AMERICAN GEN LIFE INS CO	4/11/1960	6/21/1961	01, 02, 21	37,246,662	38,414,533	
AMERICAN HERITAGE LIFE INS CO	9/11/1956	9/13/1954	01, 02	1,726,677	750,812	2
AMERICAN HLTH & LIFE INS CO	6/16/1954	6/18/1962	01, 02	623,082	363,771	
AMERICAN HOME LIFE INS CO	5/3/1909	11/30/1970	01	47,436	7,448	
AMERICAN INCOME LIFE INS CO	7/16/1954	8/9/1967	01, 02	3,978,903	923,205	
AMERICAN LIFE & SECURITY CORP	9/15/1960	6/23/1987	01, 02	2,607	-	

# **Summary of Idaho Business** **Life and Disability Insurers - Active 12/31/2013**

COMPANY NAME	INCORPORATED DATE	LICENSED DATE	LINES OF BUSINESS	PREMIUMS WRITTEN	DIRECT IDAHO AND BENEFITS	COMPLAINT COUNTS AS OF 12/31/2013
AMERICAN MATURITY LIFE INS CO	10/24/1972	6/3/1983	01, 02, 21	-	15,250	
AMERICAN MEMORIAL LIFE INS CO	3/18/1959	6/28/1968	01, 02	504,126	855,496	
AMERICAN MODERN LIFE INS CO	12/12/1956	12/14/1978	01, 02	424,978	184,678	
AMERICAN NATL LIFE INS CO	3/1/1905	4/23/1934	01, 02, 21	7,518,800	3,837,766	
AMERICAN NATL LIFE INS CO OF TX	12/21/1954	4/1/1973	01, 02	50,570	10,343	
AMERICAN PHOENIX LIFE & REASSUR CO	6/24/1991	4/3/1997	01, 02	-	-	
AMERICAN PIONEER LIFE INS CO	7/5/1961	7/13/1987	01, 02	37,696	40,692	
AMERICAN PUBLIC LIFE INS CO	11/28/1945	10/24/2005	01, 02	54,051	28,454	
AMERICAN REPUBLIC LIFE INS CO	4/4/1929	8/12/1952	01, 02, 21	567,862	495,169	
AMERICAN SPECIALTY HLTH INS CO	12/27/1972	11/1/1989	01, 02	-	-	
AMERICAN UNDERWRITERS LIFE INS CO	9/21/1977	3/5/1987	01, 02	405,960	1,607,340	
AMERICAN UNITED LIFE INS CO	12/17/2000	7/8/1949	01, 02, 21	30,978,909	7,059,301	
AMERICO FIN LIFE & ANN INS CO	7/1/1946	2/1/1957	01, 02	259,850	635,607	
AMERITAS LIFE INS CORP	4/6/1887	11/13/1952	01, 02, 21	16,432,228	6,693,211	2
AMICA LIFE INS CO	6/13/1968	3/1/1989	01	117,513	154,309	
ANNUITY INVESTORS LIFE INS CO	11/13/1981	1/20/1984	01, 02, 21	721,606	1,166,288	
ANTHEM INS CO INC	5/22/1944	10/18/1982	01, 02	-	-	
ANTHEM LIFE INS CO	6/7/1956	11/24/1969	01, 02	5,183	60	
ASSURITY LIFE INS CO	3/20/1964	6/30/1917	01, 02, 21	603,262	679,799	
ATHENE ANN & LIFE INS CO OF NY	5/19/1965	7/28/1981	01, 02, 21	59,947	298,845	
ATHENE ANNUITY & LIFE ASSUR CO	6/28/1909	4/2/1914	01, 02	4,035,038	1,654,806	
AURIGEN REINS CO OF AMER	7/8/1964	10/4/1976	01, 02	25,216	3,738	
AURORA NATL LIFE ASSUR CO	4/27/1961	6/23/1963	01, 02	90,082	1,040,937	
AUTO OWNERS LIFE INS CO	9/28/1965	9/6/2005	01, 02	714,308	28,574	
AVIVA LIFE & ANN CO	2/18/1896	4/2/1914	01, 02	13,346,536	20,623,531	1
AXA CORP SOLUTIONS LIFE REINS CO	5/20/1981	12/16/1981	01	-	-	
AXA EQUITABLE LIFE & ANN CO	1/18/1984	11/26/1985	01, 02, 21	18,304	6,470	
AXA EQUITABLE LIFE INS CO	7/26/1859	05/15/1896	01, 02, 21	21,749,203	30,389,675	
BALBOA LIFE INS CO	8/6/1968	11/24/1972	01, 02	77,181	3,494	
BALTIMORE LIFE INS CO	3/27/1882	8/23/1991	01, 02	218,099	164,353	
BANKERS FIDELITY LIFE INS CO	6/13/1955	5/2/1997	01, 02	3,495,853	2,355,600	
BANKERS LIFE & CAS CO	4/6/1880	8/20/1952	01, 02	18,944,476	16,151,303	5
BANKERS LIFE INS CO	4/24/1973	2/27/1996	01, 02	135,644	-	
BANKERS RESERVE LIFE INS CO OF WI	1/5/1961	4/25/2006	01, 02	-	-	

### Summary of Idaho Business Life and Disability Insurers - Active 12/31/2013

COMPANY NAME	INCORPORATED DATE	LICENSED DATE	LINES OF BUSINESS	PREMIUMS WRITTEN	DIRECT IDAHO AND BENEFITS	COMPLAINT COUNTS AS OF 12/31/2013
BANNER LIFE INS CO	9/21/1981	5/27/1982	01, 02, 21	3,986,998	4,263,172	
BENEFICIAL LIFE INS CO	5/10/1905	6/7/1905	01, 02	11,882,148	34,690,328	1
BERKLEY LIFE & HLTH INS CO	11/19/1962	12/8/1964	01, 02	374,334	34,698	
BERKSHIRE HATHAWAY LIFE INS CO NE	5/14/1993	1/26/1999	01	-	32,413	
BERKSHIRE LIFE INS CO OF AMER	5/11/2001	8/25/1976	01, 02	1,237,492	168,698	
BEST LIFE & HLTH INS CO	11/28/1962	7/20/1981	01, 02	662,820	481,600	
BLUE CROSS OF ID CARE PLUS INC	2/19/2013	2/21/2013	24	-	-	
BLUE CROSS OF ID HLTH SERV INC	1/1/1978	12/31/1977	23	1,255,755,615	1,081,226,588	51
BOSTON MUT LIFE INS CO	8/18/1891	10/2/1980	01, 02	165,351	108,074	
CAPITOL LIFE INS CO	7/1/1905	6/13/1913	01, 02, 21	-	3,000	
CATAMARAN INS OF OHIO INC	10/19/1948	10/16/1991	01, 02	2,415	-	
CELTIC INS CO	5/3/1949	7/10/1957	01, 02	18,295	4,404	
CENTRAL SECURITY LIFE INS CO	2/19/1955	11/8/1983	01, 02	2,906	-	
CENTRAL STATES H & L CO OF OMAHA	6/2/1932	4/1/1951	01, 02	114,900	130,732	
CENTRAL UNITED LIFE INS CO	10/22/1962	9/7/1966	01, 02	117,119	907,540	
CENTRE LIFE INS CO	10/7/1926	8/16/1977	01, 02	20,369	(60,440)	
CENTURION LIFE INS CO	5/10/1956	8/25/1978	01, 02	42,123	48,437	
CHARTER NATL LIFE INS CO	12/7/1955	8/16/1962	01, 02, 21	-	72,729	
CHESAPEAKE LIFE INS CO	4/20/1956	12/29/1967	01, 02	844,098	426,998	2
CHRISTIAN FIDELITY LIFE INS CO	4/25/1935	8/1/1988	01, 02	-	(16)	
CHURCH LIFE INS CORP	6/24/1922	2/8/2005	01, 02	73,909	51,781	
CICA LIFE INS CO OF AMER	2/14/1968	8/1/1997	01, 02	43,135	138,921	
CIGNA HLTH & LIFE INS CO	5/2/1963	6/24/1975	01, 02, 21	10,355,362	11,460,380	
CINCINNATI LIFE INS CO	7/2/1987	9/14/1988	01, 02	646,516	329,454	
CM LIFE INS CO	4/25/1980	7/3/1956	01, 02, 21	502,742	2,006,673	
CMFG LIFE INS CO	5/20/1935	7/3/1956	01, 02, 21	20,481,658	10,870,036	
COLONIAL LIFE & ACCIDENT INS CO	4/18/1939	2/21/1963	01, 02	3,363,450	1,821,656	1
COLONIAL PENN LIFE INS CO	12/3/1957	10/19/1967	01, 02, 21	2,277,667	1,540,063	
COLORADO BANKERS LIFE INS CO	5/28/1974	10/28/1983	01, 02	87,181	53,904	
COLUMBIAN LIFE INS CO	3/18/1988	9/3/1999	01, 02	263,976	221,735	
COLUMBIAN MUT LIFE INS CO	11/1/1882	10/3/1990	01, 02	411,251	249,777	
COLUMBUS LIFE INS CO	9/8/1986	9/12/1995	01, 02, 21	1,144,793	1,451,802	
COMBINED INS CO OF AMER	10/11/1949	3/1/1948	01, 02	4,490,165	2,396,398	
COMMERCIAL TRAVELERS MUT INS CO	3/20/1883	8/13/1981	02	3,952	-	

## Summary of Idaho Business Life and Disability Insurers - Active 12/31/2013

COMPANY NAME	INCORPORATED DATE	LICENSED DATE	LINES OF BUSINESS	PREMIUMS WRITTEN	DIRECT IDAHO AND BENEFITS	COMPLAINT COUNTS AS OF 12/31/2013
COMMONWEALTH ANN & LIFE INS CO	12/30/2002	1/1/1975	01, 02, 21	2,724,524	1,583,063	
COMPANION LIFE INS CO	6/29/1970	9/16/1981	01, 02	4,147,088	2,984,987	5
COMBENEFITS INS CO	5/13/1959	9/8/1986	01	268	10,091	
CONNECTICUT GEN LIFE INS CO	6/22/1965	1/18/1946	01, 02, 21	5,947,097	5,722,884	3
CONSECO LIFE INS CO	1/30/1962	10/2/1964	01, 02	615,392	1,080,986	1
CONSTITUTION LIFE INS CO	6/11/1929	1/5/1949	01, 02	34,281	37,591	
CONTINENTAL AMER INS CO	11/25/1968	12/4/2002	01, 02	819,029	397,080	
CONTINENTAL ASSUR CO	4/26/1911	7/9/1952	01, 02	28,191	148,609	
CONTINENTAL GEN INS CO	5/24/1961	7/25/1974	01, 02	211,462	201,333	
CONTINENTAL LIFE INS CO BRENTWOOD	12/5/1983	10/26/1988	01, 02	3,579,560	2,185,680	1
CORVESTA LIFE INS CO	9/24/1965	10/18/1994	01, 02	-	-	
COUNTRY INVESTORS LIFE ASSUR CO	10/13/1981	2/4/1999	01, 02, 21	75,208	91,098	
COUNTRY LIFE INS CO	11/24/1928	11/8/1962	01, 02	519,590	1,175,288	
COVENTRY HLTH & LIFE INS CO	4/24/1968	9/2/2011	02	728,471	793,641	
CSI LIFE INS CO	11/21/1973	9/10/2004	01, 02	672	-	
DEARBORN NATL LIFE INS CO	8/23/1966	8/28/1975	01, 23	277,037	543,791	
DELAWARE AMER LIFE INS CO	11/4/1964	1/23/1978	01, 02	6,722	99,873	
DENTEGRA INS CO	7/27/1966	12/17/1980	01, 02	751,612	482,927	
DESERET MUT INS CO	12/31/1968	8/9/2004	02	3,626,760	6,322,564	
DIRECT GEN LIFE INS CO	11/17/1982	6/22/1983	01, 02	-	-	
DSM USA INS CO INC	1/10/1910	9/20/1971	01, 02	-	-	
EDUCATORS MUT INS ASSOC	6/26/1935	10/24/2005	02	116,010	99,006	
ELCO MUT LIFE & ANN	3/15/1946	7/13/1982	01	2,004	352,389	
EMC NATL LIFE CO	8/1/1962	10/18/1974	01, 02	118,770	84,508	
EMPHEYS INS CO	3/13/1978	10/29/1996	01, 02	-	-	
EMPLOYERS REASSUR CORP	8/20/1986	7/13/1987	01, 02	-	-	
ENVISION INS CO	2/8/2006	7/29/2008	02	1,566,480	1,411,575	
EQUITABLE LIFE & CAS INS CO	6/6/1935	5/20/1980	01, 02	1,691,534	1,765,290	1
EQUITRUST LIFE INS CO	6/3/1966	8/11/1971	01, 21	11,262,717	1,634,155	
EVERENCE INS CO	2/4/1987	8/12/1988	01, 02	-	-	
EXPRESS SCRIPTS INS CO	2/23/1994	11/15/2006	02	-	-	
FAMILY HERITAGE LIFE INS CO OF AMER	8/22/1989	2/14/2000	01, 02	777,461	62,161	
FAMILY LIFE INS CO	6/1/1949	7/9/1953	01, 02, 21	2,526,906	2,051,304	
FAMILY SERV LIFE INS CO	5/5/1955	7/7/1988	01	-	1,689	



### Summary of Idaho Business Life and Disability Insurers - Active 12/31/2013

COMPANY NAME	INCORPORATED DATE	LICENSED DATE	LINES OF BUSINESS	PREMIUMS WRITTEN	DIRECT IDAHO AND BENEFITS	DIRECT IDAHO CLAIMS AND BENEFITS	COMPLAINT COUNTS AS OF 12/31/2013
FARM BUREAU LIFE INS CO	10/30/1944	7/3/1995	01, 02, 21	30,334,025	17,211,519	1	1
FARMERS NEW WORLD LIFE INS CO	2/21/1910	12/3/1912	01, 02, 21	8,792,259	7,823,256		
FEDERAL LIFE INS CO	9/8/1899	12/20/1971	01, 02	17,866	-		
FEDERATED LIFE INS CO	12/9/1958	8/5/1983	01, 02, 21	741,725	28,323		
FIDELITY & GUAR LIFE INS CO	12/16/1959	6/15/1960	01, 02, 21	2,369,332	5,878,315		
FIDELITY INVESTMENTS LIFE INS CO	5/13/1981	3/1/1984	01, 02, 21	6,173,780	2,769,933		
FIDELITY LIFE ASSN A LEGAL RESERVE L	2/24/1896	3/18/1975	01, 02	456,909	14,108	1	1
FIDELITY SECURITY LIFE INS CO	1/17/1969	4/1/1977	01, 02, 21	774,160	700,510		
FINANCIAL AMER LIFE INS CO	6/1/1964	8/31/2004	01, 02	-	(4)		
FINANCIAL ASSUR LIFE INS CO	1/5/1912	12/20/1988	01	664	-		
FIRST ALLMERICA FIN LIFE INS CO	3/16/1844	8/3/1948	01, 02, 21	12,447	20,858		
FIRST HLTH LIFE & HLTH INS CO	12/29/1978	9/30/1980	01, 02	9,169,324	9,274,994		
FIRST INVESTORS LIFE INS CO	8/3/1962	6/15/2004	01, 02, 21	30,858	17,738		
FIRST PENN PACIFIC LIFE INS CO	6/19/1963	7/11/1980	01, 02, 21	430,176	799,674		
FORETHOUGHT LIFE INS CO	2/14/1980	8/6/1982	01, 02, 21	13,972,265	3,184,432		
FUNERAL DIRECTORS LIFE INS CO	2/27/1981	2/19/1997	01, 02	100	-		
GARDEN STATE LIFE INS CO	6/22/1956	6/25/1965	01, 02	79,300	100,000	1	1
GENERAL AMER LIFE INS CO	6/24/1933	5/22/1953	01, 02, 21	549,678	985,286		1
GENERAL FIDELITY LIFE INS CO	8/11/1980	12/31/1981	01, 02	5,337	-		
GENERAL RE LIFE CORP	6/1/1967	12/8/1987	01, 02	-	-		
GENERATION LIFE INS CO	11/2/1965	12/27/1971	01, 02	-	-		
GENWORTH LIFE & ANN INS CO	3/21/1871	9/8/1982	01, 02, 21	9,513,722	11,386,674		
GENWORTH LIFE INS CO	9/28/1956	11/15/1956	01, 02	13,115,005	11,222,076	1	1
GERBER LIFE INS CO	12/22/1967	4/18/1969	01, 02	2,414,744	1,334,254		
GLOBE LIFE & ACCIDENT INS CO	11/29/1979	12/31/1980	01, 02	1,886,980	1,301,616		
GOLDEN RULE INS CO	6/17/1959	7/16/1982	01, 02	102,996	216,317		
GOVERNMENT PERSONNEL MUT LIFE INS CO	5/15/1934	10/29/2002	01, 02	296,860	216,655		
GREAT AMER LIFE INS CO	12/29/1961	3/31/1982	01, 02	14,857,174	8,617,253		
GREAT FIDELITY LIFE INS CO	5/13/1952	10/21/1988	01, 02	-	-		
GREAT SOUTHERN LIFE INS CO	3/1/1909	12/31/1979	01, 02	109,897	98,090		
GREAT W LIFE & ANN INS CO	3/28/1907	10/6/1976	01, 02, 21	44,175,726	10,044,263		
GREAT WESTERN INS CO	4/23/1983	11/26/1974	01, 02	7,828,685	4,543,675		
GROUP HLTH OPTIONS INC	1/30/1990	8/17/1995	23	9,681,388	7,976,222		2
GUARANTEE TRUST LIFE INS CO	5/16/1936	8/1/1961	01, 02	286,058	77,774		

## Summary of Idaho Business Life and Disability Insurers - Active 12/31/2013

COMPANY NAME	INCORPORATED DATE	LICENSED DATE	LINES OF BUSINESS	PREMIUMS WRITTEN	DIRECT IDAHO AND BENEFITS	COMPLAINT COUNTS AS OF 12/31/2013
GUARDIAN INS & ANN CO INC	3/2/1970	12/8/1987	01, 21	2,186,939	1,509,151	
GUARDIAN LIFE INS CO OF AMER	4/10/1860	5/20/1947	01, 02, 21	4,543,684	6,015,980	
GUGGENHEIM LIFE & ANN CO	8/29/1985	10/30/1990	01, 02	545,455	74,212	
HARTFORD LIFE & ACCIDENT INS CO	2/14/1967	5/2/1968	01, 02, 21	11,933,104	9,785,950	1
HARTFORD LIFE & ANN INS CO	1/9/1956	3/3/1971	01, 02, 21	9,923,002	54,234,848	
HARTFORD LIFE INS CO	2/16/1978	7/24/1978	01, 02, 21	4,076,290	27,973,363	
HCC LIFE INS CO	12/3/1980	5/7/1982	01, 02	3,697,309	3,704,905	
HCSC INS SERV CO	2/6/1958	6/20/1984	01, 02	-	-	
HEALTH CARE SERV CORP A MUT LEGAL RE	10/1/1936	9/29/2005	02	192,790	134,822	
HEALTH NET LIFE INS CO	11/20/1986	7/25/1974	01, 02	-	-	
HEALTHMARKETS INS CO	6/11/1981	1/4/1982	01, 02	522,482	368,783	
HEALTHSPRING LIFE & HLTH INS CO INC	2/27/2007	6/1/2010	02	5,368,326	4,219,852	
HERITAGE LIFE INS CO	7/26/1957	7/19/1965	01, 02	-	-	
HERITAGE UNION LIFE INS CO	11/22/1963	12/29/1980	01, 02	7,103	86,141	
HM HLTH INS CO	12/8/1954	7/31/1967	01, 02	-	-	
HM LIFE INS CO	5/11/1981	3/30/1982	01, 02	280,507	78,633	
HOMESTEADERS LIFE CO	1/5/1906	11/24/1986	01, 21	464,821	170,312	
HORACE MANN LIFE INS CO	8/9/1949	5/9/1960	01, 02, 21	1,174,776	2,014,040	
HUMANA BENEFIT PLAN OF IL INC	6/20/1994	4/12/2012	02, 24	-	-	
HUMANA HLTH PLAN INC	8/23/1982	3/1/2008	24	29,197,619	24,734,155	
HUMANA INS CO	12/18/1968	8/6/1984	02, 01	80,474,758	61,893,680	2
HUMANADENTAL INS CO	1/1/1908	4/1/1977	01, 02	549,783	380,458	1
IA AMER LIFE INS CO	5/30/1980	6/30/1981	01, 02	4,084	29,262	
IDEALIFE INS CO	6/1/1981	12/12/1986	01, 02	3,215	13,323	
ILLINOIS MUT LIFE INS CO	7/9/1912	5/28/1991	01, 02	340,240	426,730	
INDEPENDENCE LIFE & ANN CO	10/11/1945	7/13/1956	01, 02, 21	-	-	
INDIVIDUAL ASSUR CO LIFE HLTH & ACC	10/18/1973	9/2/1981	01, 02	3,297	40,442	
INDUSTRIAL ALLIANCE INS & FIN SERV I	8/10/2012	3/11/2013	01, 02	92,529	261,571	
ING LIFE INS & ANN CO	1/13/1976	11/17/1976	01, 02, 21	26,976,985	26,020,076	
ING USA ANN & LIFE INS CO	1/2/1973	5/25/1973	01, 02, 21	4,313,832	37,100,128	2
INTEGRITY LIFE INS CO	5/3/1966	7/23/1982	01, 02, 21	444,427	1,587,157	
INVESTORS CONSOLIDATED INS CO	6/3/1963	10/5/2009	01, 02	12	-	
INVESTORS LIFE INS CO N AMER	6/18/1963	9/24/1968	01, 02, 21	56,303	35,185	
JACKSON NATL LIFE INS CO	6/19/1961	6/12/1981	01, 02, 21	92,808,944	46,434,873	5

### Summary of Idaho Business Life and Disability Insurers - Active 12/31/2013

COMPANY NAME	INCORPORATED DATE	LICENSED DATE	LINES OF BUSINESS	PREMIUMS WRITTEN	DIRECT IDAHO AND BENEFITS	COMPLAINT COUNTS AS OF 12/31/2013
JEFFERSON NATL LIFE INS CO	2/8/1937	9/20/1966	01, 02, 21	1,477,872	822,282	
JMIC LIFE INS CO	4/16/1979	10/16/1991	01, 02	-	-	
JOHN ALDEN LIFE INS CO	5/17/1973	8/6/1973	01, 02	2,534,581	2,402,009	1
JOHN HANCOCK LIFE & HLTH INS CO	5/27/1981	7/13/1982	01, 02, 21	21,354	172,540	
JOHN HANCOCK LIFE INS CO USA	8/20/1955	6/20/1956	01, 02, 21	67,073,433	52,674,597	1
KANAWHA INS CO	5/22/1958	7/25/1995	01, 02	246,601	375,956	1
KANSAS CITY LIFE INS CO	5/1/1895	6/24/1913	01, 02, 21	3,139,201	1,486,640	
LAFAYETTE LIFE INS CO	12/26/1905	9/25/1973	01, 02	4,390,413	4,592,851	
LANDCAR LIFE INS CO	9/10/1980	5/2/1997	01, 02	66,807	(21,952)	
LANDMARK LIFE INS CO	8/6/1964	5/18/2011	01	842	-	
LIBERTY BANKERS LIFE INS CO	11/14/1957	7/23/1987	01, 02	150,013	1,324,215	
LIBERTY LIFE ASSUR CO OF BOSTON	9/17/1963	6/18/1965	01, 02, 21	2,993,606	3,119,904	1
LIBERTY NATL LIFE INS CO	7/1/1929	1/15/1980	01, 02, 21	714,452	552,419	
LIFE INS CO OF N AMER	9/21/1956	7/10/1957	01, 02	10,628,469	12,154,258	2
LIFE INS CO OF THE SOUTHWEST	3/7/1955	4/27/1982	01, 02, 21	1,198,794	1,452,397	1
LIFE OF THE SOUTH INS CO	9/22/1981	9/14/2006	01, 02	-	-	
LIFEMAP ASSUR CO	3/9/1964	12/17/1987	01, 02	8,306,081	5,163,665	3
LIFESECURE INS CO	6/11/1954	3/1/1983	01, 02	176,108	136,147	
LIFESHIELD NATL INS CO	4/28/1982	3/3/1986	01, 02	78	-	
LIFEWISE ASSUR CO	9/11/1981	5/9/1991	01, 02	100,897	324,079	
LIFEWISE HLTH PLAN OF OR INC	8/7/1986	4/11/1995	01, 02	-	-	
LINCOLN BENEFIT LIFE CO	10/18/1938	4/1/1973	01, 02, 21	6,854,728	14,656,680	1
LINCOLN HERITAGE LIFE INS CO	8/15/1963	5/19/1975	01, 02	2,008,500	1,236,574	
LINCOLN LIFE & ANN CO OF NY	10/27/1897	11/3/1977	01, 02	15,420	449,497	
LINCOLN NATL LIFE INS CO	6/12/1905	9/1/1937	01, 02, 21	76,965,464	59,158,036	4
LINCOLN REPUBLIC INS CO	9/13/1935	9/3/1949	01, 02	422	-	
LONDON LIFE REINS CO	3/26/1969	7/18/1978	01, 02	-	-	
LONGEVITY INS CO	1/8/1965	5/16/1968	01, 02	-	-	
LOYAL AMER LIFE INS CO	5/18/1955	7/3/1972	01, 02	1,032,483	1,134,560	
MADISON NATL LIFE INS CO INC	10/17/1961	12/23/1987	01, 02	316,937	229,860	1
MANHATTAN LIFE INS CO	5/29/1850	8/24/1959	01, 02	160,319	654,931	
MANHATTAN NATL LIFE INS CO	12/20/1956	8/21/1963	01, 02	26,832	2,691	
MARQUETTE NATL LIFE INS CO	11/10/1967	5/12/1982	01, 02	22,352	15,214	
MASSACHUSETTS MUT LIFE INS CO	5/15/1851	9/15/1949	01, 02, 21	43,471,599	17,159,454	2

## Summary of Idaho Business Life and Disability Insurers - Active 12/31/2013

COMPANY NAME	INCORPORATED DATE	LICENSED DATE	LINES OF BUSINESS	PREMIUMS WRITTEN	DIRECT IDAHO AND BENEFITS	COMPLAINT COUNTS AS OF 12/31/2013
MEDAMERICA INS CO	4/5/1966	8/19/1987	01, 02	381,894	170,890	
MEDCO CONTAINMENT LIFE INS CO	8/30/1954	9/29/1981	01, 02	4,529,776	4,452,555	
MEDICO CORP LIFE INS CO	3/16/1960	7/19/2006	01, 02	-	-	
MEDICO INS CO	4/26/1930	9/5/1962	01, 02	2,133,363	1,460,885	1
MEGA LIFE & HLTH INS CO THE	11/5/1981	6/1/1983	01, 02, 21	3,494,817	2,094,267	2
MEMBERS HLTH INS CO	5/20/1982	4/18/1983	01, 02	-	-	
MEMBERS LIFE INS CO	2/27/1976	9/22/1978	01, 02, 21	251,255	-	
MERIT LIFE INS CO	9/11/1957	12/8/1975	01, 02	1,188,689	402,948	
METLIFE INS CO OF CT	6/17/1863	06/25/1893	01, 02, 21	1,043,625	10,627,329	
METLIFE INVESTORS INS CO	8/17/1981	5/3/1982	01, 02, 21	1,012,912	10,211,044	
METLIFE INVESTORS USA INS CO	9/13/1960	6/26/1975	01, 02, 21	16,071,120	18,587,637	
METROPOLITAN LIFE INS CO	3/24/1868	3/2/1915	01, 02, 21	34,904,469	117,537,399	3
METROPOLITAN TOWER LIFE INS CO	3/4/1982	10/5/1983	01, 02, 21	248,503	1,527,654	1
MID WEST NATL LIFE INS CO OF TN	3/1/1965	7/5/1985	01, 02	1,359,827	583,991	
MIDLAND NATL LIFE INS CO	8/30/1906	4/2/1926	01, 02, 21	19,157,500	11,420,423	1
MIDWESTERN UNITED LIFE INS CO	5/4/1948	6/22/1962	01, 02	13,227	2,504	
MINNESOTA LIFE INS CO	8/6/1880	10/7/1947	01, 02, 21	25,861,898	9,929,182	1
MML BAY STATE LIFE INS CO	4/1/1935	7/20/1981	01, 02, 21	72,231	205,367	
MODA HLTH PLAN INC	11/3/1988	1/24/2007	23	-	-	
MONUMENTAL LIFE INS CO	3/5/1858	10/26/1985	01, 02, 21	3,769,847	4,046,757	1
MONY LIFE INS CO	4/12/1842	07/25/1893	01, 02, 21	4,606,043	8,806,079	1
MONY LIFE INS CO OF AMER	3/6/1969	4/15/1976	01, 02, 21	3,148,720	3,937,107	
MTL INS CO	12/5/1904	12/15/1969	01, 02, 21	1,541,658	786,446	
MUNICH AMER REASSUR CO	10/29/1959	6/4/1981	01, 02	-	-	
MUTUAL OF AMER LIFE INS CO	1/3/1945	11/30/1982	01, 02, 21	595,591	859,540	
MUTUAL OF OMAHA INS CO	3/5/1909	4/1/1920	01, 02	13,463,960	9,975,390	2
NATIONAL BENEFIT LIFE INS CO	6/18/1962	5/31/1968	01, 02	75,761	4,600	
NATIONAL FARMERS UNION LIFE INS CO	12/7/1937	7/1/1950	01, 02	30,799	82,774	
NATIONAL FOUND LIFE INS CO	8/2/1983	12/30/1983	01, 02	90,183	50,289	
NATIONAL GUARDIAN LIFE INS CO	9/28/1909	11/3/1965	01, 02	2,506,266	738,294	
NATIONAL HLTH INS CO	8/30/1965	6/29/1981	01, 02	409	28	
NATIONAL LIFE INS CO	11/13/1848	5/31/1946	01, 02, 21	705,826	844,349	
NATIONAL TEACHERS ASSOC LIFE INS CO	7/14/1938	6/8/1999	01, 02	8,946	5,337	
NATIONAL WESTERN LIFE INS CO	7/16/1956	10/16/1959	01, 02	11,291,177	3,712,553	

# **Summary of Idaho Business** **Life and Disability Insurers - Active 12/31/2013**

COMPANY NAME	INCORPORATED DATE	LICENSED DATE	LINES OF BUSINESS	PREMIUMS WRITTEN	DIRECT IDAHO AND BENEFITS	COMPLAINT COUNTS AS OF 12/31/2013
NATIONWIDE LIFE & ANN INS CO	2/9/1981	3/12/1998	01, 02, 21	2,528,614	1,718,992	
NATIONWIDE LIFE INS CO	3/21/1929	12/9/1955	01, 02, 21	46,700,096	62,594,140	1
NEW ENGLAND LIFE INS CO	9/12/1980	9/25/1981	01, 02, 21	376,547	1,756,764	
NEW YORK LIFE INS & ANN CORP	11/3/1980	7/21/1981	01, 02, 21	45,835,602	30,919,824	2
NEW YORK LIFE INS CO	5/21/1841	05/01/1896	01, 02, 21	21,463,656	25,088,876	3
NIPPON LIFE INS CO OF AMER	8/23/1972	6/4/1981	01, 02	-	-	
NORTH AMER CO LIFE & HLTH INS	5/13/1886	7/9/1908	01, 02	15,251,251	5,245,917	
NORTH CAROLINA MUTL LIFE INS CO	2/28/1899	1/25/1978	01, 02	-	331	
NORTH COAST LIFE INS CO	2/5/1965	4/26/1966	01, 02	562,611	501,487	
NORTHWESTERN LONG TERM CARE INS CO	9/18/1953	9/20/1965	01, 02	3,176,714	399,335	
NORTHWESTERN MUTL LIFE INS CO	3/2/1857	05/01/1896	01, 02, 21	80,281,853	51,865,679	1
NYLIFE INS CO OF AZ	7/23/1987	3/15/1991	01, 02, 21	248,826	2,332	
OCCIDENTAL LIFE INS CO OF NC	6/13/1906	7/27/1948	01, 02	124,652	81,774	
OHIO NATL LIFE ASSUR CORP	6/26/1979	6/12/1980	01, 02, 21	4,101,806	2,562,321	
OHIO NATL LIFE INS CO	9/9/1909	5/11/1933	01, 02, 21	14,762,277	9,561,639	
OHIO STATE LIFE INS CO	2/26/1906	5/7/1982	01, 02	32,771	25,136	
OLD AMER INS CO	12/11/1939	7/31/1969	01, 02	976,751	443,275	
OLD REPUBLIC LIFE INS CO	4/17/1923	1/8/1948	01, 02	191,868	670,024	
OLD UNITED LIFE INS CO	11/15/1963	8/25/1995	01, 02	-	-	
ONENATION INS CO	11/5/1974	9/2/1981	01, 02	-	-	
OXFORD LIFE INS CO	7/27/1965	12/20/1985	01, 02	269,792	87,465	
PACIFIC GUARDIAN LIFE INS CO LTD	8/3/1961	4/1/1973	01, 02	25,648	11,552	
PACIFIC LIFE & ANN CO	9/20/1982	9/30/1990	01, 02, 21	-	387,363	
PACIFIC LIFE INS CO	1/2/1868	8/3/1936	01, 02, 21	38,535,850	27,986,536	2
PACIFICARE LIFE & HLTH INS CO	3/1/1967	12/9/1991	01, 02	-	-	
PACIFICSOURCE COMM HLTH PLANS INC	12/12/2005	2/3/2011	02	140,138,212	142,620,641	
PACIFICSOURCE HLTH PLANS	3/31/1933	5/19/2006	23	93,432,693	91,489,693	3
PAN AMER ASSUR CO	5/19/1981	10/17/2002	01, 21	25,100	-	
PAN AMER LIFE INS CO	3/28/1911	10/1/1996	01, 02	1,254,814	448,113	
PARK AVENUE LIFE INS CO	11/19/1964	1/10/1991	01, 02	180	55	
PARKER CENTENNIAL ASSUR CO	1/8/1973	9/9/1975	01, 02	-	12,953	
PAUL REVERE LIFE INS CO	6/10/1930	9/4/1930	01, 02	464,820	1,003,056	
PAUL REVERE VARIABLE ANN INS CO	8/6/1965	9/23/1968	01, 02	871	7,624	
PAYONIA LIFE INS CO OF MI	12/18/1980	8/16/1991	01, 02	326,824	567,575	

# **Summary of Idaho Business** **Life and Disability Insurers - Active 12/31/2013**

COMPANY NAME	INCORPORATED DATE	LICENSED DATE	LINES OF BUSINESS	PREMIUMS WRITTEN	DIRECT IDAHO AND BENEFITS	COMPLAINT COUNTS AS OF 12/31/2013
PENN INS & ANN CO	7/3/1980	10/15/1981	01, 02, 21	1,318,411	32,787	
PENN MUT LIFE INS CO	2/24/1847	4/8/1902	01, 02, 21	4,588,377	5,322,446	
PENNSYLVANIA LIFE INS CO	1/12/1948	5/27/1954	01, 02	434,289	93,676	
PERICO LIFE INS CO	6/24/1975	12/30/1977	01, 02	903	1,254	
PHARMACISTS LIFE INS CO	5/21/1979	12/17/2001	01, 02	5,068	-	
PHILADELPHIA AMER LIFE INS CO	1/6/1978	3/1/1978	01, 02	15,964	19,265	
PHILADELPHIA FINANCIAL LIFE ASSUR CO	1/29/1960	4/30/1996	01, 02, 21	-	-	
PHL VARIABLE INS CO	7/15/1981	6/7/1983	01, 02, 21	3,210,574	4,859,179	
PHOENIX LIFE & ANN CO	11/2/1981	8/6/1982	01, 02, 21	20,831	-	
PHOENIX LIFE INS CO	5/1/1851	4/22/1927	01, 02, 21	540,190	1,356,648	
PHYSICIANS LIFE INS CO	1/15/1970	11/30/1970	01, 02	696,013	636,685	
PHYSICIANS MUT INS CO	2/10/1902	8/2/1965	02	822,001	369,591	
PIONEER AMER INS CO	4/23/1946	12/18/1958	01, 02	121,291	28,662	
PIONEER MUT LIFE INS CO	1/1/2002	1/20/1948	01, 02	302,152	133,942	
PIONEER SECURITY LIFE INS CO	1/12/1955	4/14/1982	01, 02	39,745	31,790	
PRIMERICA LIFE INS CO	9/19/1927	2/12/1952	01, 02	7,500,521	2,604,251	
PRINCIPAL LIFE INS CO	6/24/1879	8/13/1901	01, 02, 21	32,481,666	19,454,696	
PRINCIPAL NATL LIFE INS CO	11/6/1967	10/2/1972	01, 02, 21	3,597,616	270,000	
PROFESSIONAL INS CO	11/12/1936	8/31/1995	01, 02	7,010	-	
PROTECTIVE LIFE INS CO	7/24/1907	1/27/1971	01, 02, 21	12,158,957	14,641,164	2
PROVIDENT AMER LIFE & HLTH INS CO	4/6/1949	8/19/1987	01, 02	45,045	14,015	
PROVIDENT LIFE & ACCIDENT INS CO	5/24/1887	1/1/1928	01, 02	2,374,489	2,701,205	
PROVIDENT LIFE & CAS INS CO	10/17/1951	11/26/1985	01, 02	20,317	74,059	
PRUCO LIFE INS CO	12/23/1971	5/17/1976	01, 02, 21	47,427,874	14,784,973	
PRUDENTIAL ANN LIFE ASSUR CORP	5/21/1969	4/5/1977	01, 02, 21	580,974	31,869,375	
PRUDENTIAL INS CO OF AMER	4/3/1873	1/1/1902	01, 02, 21	78,804,583	12,560,957	2
PRUDENTIAL RETIREMENT INS & ANN CO	1/14/1981	12/16/1987	01, 02, 21	116,230	4,555,580	
PURITAN LIFE INS CO OF AMER	6/2/1958	9/15/1980	01, 02	10,132	30,414	
PYRAMID LIFE INS CO	5/26/1913	11/5/1959	01, 02	1,273,849	1,316,442	
REGENCO BLUESHIELD OF ID INC	2/23/1946	2/23/1946	23	474,846,536	382,450,908	69
RELIABLE LIFE INS CO	12/29/1911	12/4/1970	01, 02	-	-	
RELANCE STANDARD LIFE INS CO	4/2/1907	7/20/1966	01, 02	3,861,839	4,403,885	
RELIASTAR LIFE INS CO	9/15/1885	4/30/1901	01, 02, 21	9,429,691	10,733,406	
RELIASTAR LIFE INS CO OF NY	6/11/1917	5/6/1949	01, 02, 21	51,508	21,363	

# **Summary of Idaho Business** **Life and Disability Insurers - Active 12/31/2013**

COMPANY NAME	INCORPORATED DATE	LICENSED DATE	LINES OF BUSINESS	PREMIUMS WRITTEN	DIRECT IDAHO AND BENEFITS	DIRECT IDAHO CLAIMS AS OF 12/31/2013	COMPLAINT COUNTS AS OF 12/31/2013
RENAISSANCE LIFE & HLTH INS CO OF AM	4/29/1953	8/25/1953	01, 02	120,672	95,908		
RESERVE NATL INS CO	9/19/1956	9/25/1978	01, 02	203,741	87,239		
RESOURCE LIFE INS CO	10/14/1963	1/14/1971	01, 02	-	(1,037)		
RGA REINS CO	8/3/1981	8/11/1982	01, 02	-	-		
RIVERSOURCE LIFE INS CO	8/7/1957	11/19/1959	01, 02, 21	20,860,864	28,443,909		
S USA LIFE INS CO INC	3/8/1995	3/20/1997	01	8,400	6,000		
SAGICOR LIFE INS CO	4/5/1954	8/31/1977	01, 02	1,987,748	1,031,715		
SAVINGS BANK LIFE INS CO OF MA (THE)	3/31/1991	3/1/2011	01	256,432	19,854		
SCOR GLOBAL LIFE AMER REINS CO	3/18/1945	8/16/1962	01, 02	-	-		
SCOR GLOBAL LIFE RE INS CO OF DE	4/7/1977	8/30/1985	01, 02	-	-		
SCOR GLOBAL LIFE USA REINS CO	7/13/1982	6/27/1983	01, 02	-	-		
SEARS LIFE INS CO	5/4/1956	9/5/1961	01, 02	144,826	50,059		
SECURIAN LIFE INS CO	12/11/1981	10/20/1982	01, 02	265,141	230,270		
SECURITAS FINANCIAL LIFE INS CO	9/14/1981	7/13/1982	01, 02	-	-		
SECURITY BENEFIT LIFE INS CO	2/22/1892	1/2/1950	01, 02, 21	27,017,757	4,236,743		
SECURITY LIFE INS CO OF AMER	5/17/1956	10/10/1967	01, 02	460,843	337,289		
SECURITY LIFE OF DENVER INS CO	8/13/1929	2/11/1960	01, 02, 21	3,688,380	5,153,011		
SECURITY MUT LIFE INS CO OF NY	11/6/1886	10/19/1983	01, 02	70,965	71,867		
SECURITY NATL LIFE INS CO	1/31/1967	12/4/1970	01, 02	25,140	162,894		
SEECCHANGE HLTH INS CO	5/14/1956	7/31/1996	01, 02	-	-		
SELECTHEALTH INC	12/27/1983	10/26/2012	23	19,240,837	18,427,168		1
SENIOR HLTH INS CO OF PA	7/5/1887	12/12/1986	01, 02, 21	310,420	495,066		
SENIOR LIFE INS CO	12/22/1970	1/9/2007	01	2,218	-		
SENTINEL SECURITY LIFE INS CO	5/12/1948	5/31/1960	01, 02	1,642,697	1,166,320		2
SENTRY LIFE INS CO	10/23/1958	12/14/1960	01, 02	5,793,130	1,194,826		
SETTLERS LIFE INS CO	5/25/1982	7/27/1983	01, 02	1,998	309		
SIERRA HLTH & LIFE INS CO INC	8/16/1906	9/18/1942	01, 02	-	(2,359)		
SILVERSCRIPT INS CO	5/11/2005	1/9/2007	02	17,151,958	12,571,943		
SMART INS CO	2/28/1972	1/21/1998	01, 02	490,802	466,390		
STANDARD INS CO	2/24/1906	9/27/1920	01, 02, 21	27,607,514	29,559,621		1
STANDARD LIFE & ACCIDENT INS CO	2/26/1976	1/26/1979	01, 02	270,572	209,141		
STANDARD SECURITY LIFE INS CO OF NY	6/28/1957	6/15/1960	01, 02	845,930	193,027		1
STARMOUNT LIFE INS CO	8/24/1983	4/8/2008	01, 02	7,166	71		
STATE FARM HLTH INS CO	2/25/1982	7/26/1982	01	-	-		

## Summary of Idaho Business Life and Disability Insurers - Active 12/31/2013

COMPANY NAME	INCORPORATED DATE	LICENSED DATE	LINES OF BUSINESS	PREMIUMS WRITTEN	DIRECT IDAHO AND BENEFITS	COMPLAINT COUNTS AS OF 12/31/2013
STATE FARM LIFE INS CO	1/16/1929	10/2/1952	01, 21	21,163,321	16,249,051	2
STATE LIFE INS CO	12/30/2004	2/1/1982	01, 02	4,513,362	1,000,897	
STATE MUT INS CO	2/14/1894	5/20/1993	01, 02	156,573	188,365	
STERLING INVESTORS LIFE INS CO	7/14/1978	11/30/1982	01, 02	142,685	78,234	
STERLING LIFE INS CO	1/7/1958	1/5/1978	01, 02	7,221,818	6,096,340	1
STONEBRIDGE LIFE INS CO	11/19/1900	12/5/1967	01, 02	2,316,182	1,547,278	2
SUN LIFE & HLTH INS CO	1/1/1973	11/24/1976	01, 02	54,477	76,901	
SUN LIFE ASSUR CO OF CANADA US	1/12/1970	4/17/1973	01, 02, 21	1,014,224	11,528,338	
SUNSET LIFE INS CO OF AMER	5/12/1937	12/27/1938	01, 02	202,378	590,732	
SURETY LIFE INS CO	3/31/1936	7/6/1945	01, 02	239,317	482,065	1
SWISS RE LIFE & HLTH AMER INC	6/29/1967	9/20/1983	01, 02	-	27,600	
SYMETRA LIFE INS CO	1/23/1957	6/21/1957	01, 02, 21	12,399,369	12,490,801	
SYMETRA NATL LIFE INS CO	9/4/1979	7/28/1980	01, 02	4,697	812	
TEACHERS INS & ANN ASSOC OF AMER	3/4/1918	9/1/1972	01, 02, 21	36,326,009	33,277,387	1
TEXAS LIFE INS CO	1/9/1901	1/8/1991	01	696,323	159,173	
THRIVENT LIFE INS CO	4/20/1982	8/24/1983	01, 02, 21	643,029	942,009	
TIAA CREF LIFE INS CO	11/20/1996	12/28/1999	01, 02, 21	716,320	103,163	
TIME INS CO	2/11/1910	10/1/1956	02, 01	7,043,967	6,206,614	2
TOWN & COUNTRY LIFE INS CO	4/13/1955	9/26/1984	01, 02	-	-	
TRANS WORLD ASSUR CO	10/3/1962	12/19/1977	01	38,337	3,524	
TRANSAMERICA ADVISORS LIFE INS CO	1/27/1986	6/27/1988	01, 02, 21	24,878	2,651,237	1
TRANSAMERICA FINANCIAL LIFE INS CO	10/3/1947	10/3/1995	01, 02, 21	2,927,890	4,140,580	
TRANSAMERICA LIFE INS CO	4/19/1961	5/11/1971	01, 02, 21	36,073,439	59,676,094	
TRUASSURE INS CO	5/24/1979	3/1/2013	02	-	-	
TRUSTMARK INS CO	1/18/1913	5/7/1924	01, 02	293,090	180,249	
TRUSTMARK LIFE INS CO	1/25/1925	8/1/1951	01, 02	2,194,253	2,236,260	3
UBS LIFE INS CO USA	8/14/1956	11/18/1959	01, 02, 21	-	-	
ULILICO LIFE INS CO	10/25/1947	1/7/1981	01, 02	2,959	-	
UNICARE LIFE & HLTH INS CO	6/11/1971	7/21/1981	01, 02	348,676	488,822	
UNIFIED LIFE INS CO	5/11/2001	12/21/2001	01, 02	421,284	133,759	2
UNIMERICA INS CO	12/1/1980	10/21/2002	01, 02	351,003	430,616	
UNION CENTRAL LIFE INS CO	1/1/1867	5/1/1899	01, 02, 21	3,766,747	8,035,749	
UNION FIDELITY LIFE INS CO	9/2/1925	12/20/1948	01, 02	341,350	122,835	
UNION LABOR LIFE INS CO	10/26/1925	6/11/1973	01, 02, 21	184,571	47,449	



## Summary of Idaho Business Life and Disability Insurers - Active 12/31/2013

COMPANY NAME	INCORPORATED DATE	LICENSED DATE	LINES OF BUSINESS	PREMIUMS WRITTEN	DIRECT IDAHO AND BENEFITS	COMPLAINT COUNTS AS OF 12/31/2013
UNION SECURITY INS CO	3/26/1910	1/1/1963	01, 02, 21	2,741,178	3,045,611	2
UNITED AMER INS CO	8/14/1981	2/26/1982	01, 02	1,289,637	774,490	1
UNITED BENEFIT LIFE INS CO	6/26/1957	6/14/1984	01, 02	-	-	-
UNITED CONCORDIA INS CO	10/20/1975	12/6/1991	01, 02	78,989	50,392	-
UNITED FIDELITY LIFE INS CO	9/1/1977	8/31/1978	01, 02	37,064	238,016	-
UNITED HERITAGE LIFE INS CO	7/7/1934	12/30/1948	01, 02	10,964,920	12,450,514	1
UNITED HOME LIFE INS CO	11/23/1948	11/15/1956	01, 02	52,646	26,230	-
UNITED INS CO OF AMER	10/15/1927	10/27/1950	01, 02	1,039	9,279	-
UNITED LIFE INS CO	5/8/1962	8/4/1987	01, 02	420,882	570,037	-
UNITED NATL LIFE INS CO OF AMER	12/14/1960	11/25/1992	01, 02	27,375	14,746	-
UNITED OF OMAHA LIFE INS CO	8/9/1926	3/4/1927	01, 02, 21	23,263,118	17,920,731	2
UNITED SECURITY ASSUR CO OF PA	10/22/1982	8/18/2009	01, 02	3,964	3,113	-
UNITED STATES LIFE INS CO IN NYC	2/25/1850	11/17/1961	01, 02	1,026,852	968,353	-
UNITED TEACHER ASSOC INS CO	12/15/1958	11/22/1991	01, 02	217,085	133,626	-
UNITED WORLD LIFE INS CO	1/28/1970	8/10/1970	01, 02	3,527,153	2,420,515	-
UNITEDHEALTHCARE INS CO	3/24/1972	11/30/1972	01, 02	183,895,053	143,219,185	4
UNITEDHEALTHCARE LIFE INS CO	12/10/1982	4/16/1991	01, 02	-	-	-
UNITY FINANCIAL LIFE INS CO	5/6/1964	7/24/1996	01	5,169	116	-
UNIVERSAL GUAR LIFE INS CO	11/15/1966	6/16/1993	01, 02	3,792	11,134	-
UNIVERSAL UNDERWRITERS LIFE INS CO	12/21/1964	10/10/1967	01, 02	107,150	(2)	-
UNUM LIFE INS CO OF AMER	8/24/1966	6/18/1970	01, 02, 21	6,776,657	4,582,805	-
US BR GREAT WEST LIFE ASSUR CO	8/28/1891	11/26/1974	01, 02	138,966	20,864	-
US BR SUN LIFE ASSUR CO OF CANADA	3/18/1865	7/23/1926	01, 02, 21	4,171,882	4,670,308	-
US BUSINESS OF CANADA LIFE ASSUR CO	4/25/1849	12/9/1955	01, 02	228,655	1,130,167	-
US FINANCIAL LIFE INS CO	9/30/1974	10/22/2002	01	550,846	1,725,000	-
US HLTH & LIFE INS CO INC	1/11/1982	5/16/1988	01, 02	-	-	-
USAA LIFE INS CO	6/26/1963	9/14/1966	01, 02, 21	10,727,069	9,262,767	-
USABLE LIFE	4/20/1978	11/8/1996	01, 02	1,618,357	275,580	-
VANTIS LIFE INS CO	6/20/1963	7/12/2005	01, 02	40,076	79	-
VARIABLE ANN LIFE INS CO	8/21/1968	12/19/1969	01, 21	23,679,297	54,919,875	-
VISION SERV PLAN INS CO	6/1/1987	11/15/1991	02	-	-	-
VISION SERV PLAN OF ID INC	1/26/1968	4/1/1968	02	7,907,315	6,302,230	-
WASHINGTON NATL INS CO	5/26/1923	11/20/1923	01, 02, 21	4,440,653	4,617,676	2
WELLCARE HLTH INS OF AZ INC	11/15/1972	7/19/1983	01, 02	-	-	-

## Summary of Idaho Business Life and Disability Insurers - Active 12/31/2013

COMPANY NAME	INCORPORATED DATE	LICENSED DATE	LINES OF BUSINESS	PREMIUMS WRITTEN	DIRECT IDAHO AND BENEFITS	COMPLAINT COUNTS AS OF 12/31/2013
WELLCARE HLTH INS OF KY INC	3/27/1962	3/19/1991	01, 02	-	-	-
WELLCARE PRESCRIPTION INS INC	3/24/2005	12/6/2006	02	2,393,642	2,199,737	-
WELLINGTON LIFE INS CO	7/23/1975	10/29/1984	01, 02	-	-	-
WEST COAST LIFE INS CO	2/8/1915	1/1/1916	01, 02	3,781,172	3,186,939	-
WESTERN & SOUTHERN LIFE INS CO	2/23/1888	8/16/1957	01, 02	19,382	134,117	-
WESTERN RESERVE LIFE ASSUR CO OF OH	5/14/1979	12/31/1980	01, 02, 21	3,208,035	3,826,474	-
WESTERN SOUTHERN LIFE ASSUR CO	12/1/1980	1/6/1982	01, 02, 21	258,506	1,162,925	-
WESTERN UNITED LIFE ASSUR CO	6/3/1963	1/6/1982	01, 02, 21	7,918,697	6,760,999	-
WILLAMETTE DENTAL OF ID INC	7/22/1998	9/11/1998	24	6,543,664	5,703,817	-
WILLIAM PENN LIFE INS CO OF NY	9/12/1962	8/2/2002	01	14,950	-	-
WILTON REASSUR CO	12/4/1900	7/28/1987	01, 02	-	-	-
WILTON REASSUR LIFE CO OF NY	3/24/1955	7/31/1958	01, 02, 21	23,282	3,995	-
WINDSOR HLTH PLAN INC	5/14/1993	4/13/2012	24	520,794	448,439	-
WMI MUT INS CO	7/1/1987	12/17/1996	01, 02	1,566,210	1,191,939	-
XL LIFE INS & ANN CO	2/21/1978	9/19/1979	01, 02	-	-	-
ZALE LIFE INS CO	5/4/1964	2/1/2006	01, 02	3,891	1,934	-
ZURICH AMER LIFE INS CO	1/6/1947	8/17/1981	01, 02, 21	612,328	3,389,773	-

### Lines of Business Code

- 01 - LIFE
- 02 - DISABILITY - EXCLUDING MANAGED CARE
- 21 - VARIABLE
- 23 - DISABILITY - INCLUDING MANAGED CARE
- 24 - MANAGED CARE ONLY

## Summary of Idaho Business Property and Casualty Insurers - Active 12/31/2013

COMPANY NAME	INCORPORATED DATE	LICENSED DATE	LINES OF BUSINESS	PREMIUMS WRITTEN IDAHO	LOSSES INCURRED	COMPLAINT COUNTS AS OF 12/31/2013
21ST CENTURY ASSUR CO	9/21/1989	8/6/2009	02, 03, 04, 05	-	-	-
21ST CENTURY CAS CO	9/8/1987	7/30/2009	03, 05	-	-	-
21ST CENTURY CENTENNIAL INS CO	7/7/1977	11/17/1981	02, 03, 04, 05	3,225,341	1,925,852	2
21ST CENTURY IND INS CO	11/10/1980	1/1/1981	02, 03, 04, 05, 07	-	(3,982)	-
21ST CENTURY INS CO	11/1/1967	3/16/2001	03, 04, 05	-	-	-
21ST CENTURY INS CO OF THE SW	12/20/1995	7/30/2009	03, 05	-	-	-
21ST CENTURY N AMER INS CO	9/19/1985	9/30/1985	03, 04, 05, 07	1,317,068	464,011	-
21ST CENTURY PREMIER INS CO	2/6/1866	7/3/1919	02, 03, 04, 05, 07	291	(249)	-
21ST CENTURY SECURITY INS CO	12/13/1951	10/16/1981	03, 04, 06	-	-	-
ACA FIN GUAR CORP	6/25/1986	3/16/1988	07	-	-	-
ACA INS CO	10/10/1997	5/20/2004	03, 04, 05	940,350	1,740,796	-
ACADIA INS CO	4/2/1992	11/6/2008	02, 03, 04, 05, 07	-	-	-
ACCEPTANCE CAS INS CO	7/2/1920	7/10/1951	03, 04, 05, 07	-	-	-
ACCIDENT FUND GEN INS CO	6/20/2005	5/1/2009	06	60,939	(494)	-
ACCIDENT FUND INS CO OF AMER	11/10/1994	10/1/2002	06	40,238	37,800	-
ACCIDENT FUND NATL INS CO	6/20/2005	5/1/2009	06	940	(19,460)	-
ACCREDITED SURETY & CAS CO INC	7/6/1971	7/16/1997	05, 07	13,339	(465)	-
ACE AMER INS CO	11/1/1945	4/25/1968	02, 03, 04, 06, 07	6,479,912	(1,727,730)	-
ACE FIRE UNDERWRITERS INS CO	1/24/1941	8/29/1968	02, 03, 04, 06, 07	15,519	(273)	-
ACE PROP & CAS INS CO	6/5/1819	12/18/1884	02, 03, 04, 06, 07	22,698,889	12,263,206	-
ACIG INS CO	1/25/1985	10/23/1995	03, 04, 06, 07	32,132	15,619	-
ACSTAR INS CO	11/23/1970	7/2/1973	02, 03, 04, 05, 07	16,122	1,247	-
ACUITY A MUT INS CO	8/11/1925	5/27/1981	03, 04, 05, 07	9,141,784	6,164,046	-
ADM INS CO	6/17/1986	12/9/1997	03, 04, 05, 07	264,097	-	-
ADMIRAL IND CO	4/6/1992	5/24/2001	03, 04, 05, 07	-	-	-
ADVANTAGE WORKERS COMP INS CO	9/4/1981	12/4/1984	06, 07	2,105,370	(274,702)	-
AEGIS SECURITY INS CO	5/25/1977	3/3/1986	02, 03, 04, 05, 07	26,787	-	-
AETNA INS CO OF CT	1/3/1990	2/11/1991	04, 05	67,551	13,300	-
AF&L INS CO	8/19/1987	3/4/1996	02	7,189	(6,106)	-
AFFILIATED FM INS CO	5/6/1949	5/28/1991	03, 04, 05, 07	3,911,604	697,761	-
AFFIRMATIVE INS CO	6/10/1983	10/5/1982	03, 04, 05	-	-	-
AGCS MARINE INS CO	10/31/1961	10/25/1990	03, 04, 05	1,061,464	189,961	-
AGRI GEN INS CO	6/7/1983	1/23/1992	03, 04, 06	22,190	(40,836)	-
AIG ASSUR CO	9/26/1946	8/21/1952	02, 03, 04, 06, 07	(3,842)	11,728	-

# Summary of Idaho Business Property and Casualty Insurers - Active 12/31/2013

COMPANY NAME	INCORPORATED DATE	LICENSED DATE	LINES OF BUSINESS	PREMIUMS WRITTEN IDAHO	LOSSES INCURRED	COMPLAINT COUNTS AS OF 12/31/2013
AIG PROP CAS CO	5/17/1871	4/1/2013	03, 04, 06, 07	5,734,832	1,692,454	
AIOI NISSAY DOWA INS CO OF AMER	1/11/1994	4/1/1962	03, 04, 06, 07	-	-	
AIU INS CO	12/1/1913	12/1/2007	03, 04, 06, 07	-	(38,158)	
ALAMANCE INS CO	11/30/1998	3/22/1991	03, 04, 06, 07	-	-	
ALASKA NATL INS CO	4/30/1979	8/27/1984	02, 03, 04, 06, 07	13,461,150	6,664,625	
ALEA NORTH AMERICA INS CO	6/30/1932	12/19/1995	07	-	53,405	
ALLEGHENY CAS CO	4/15/1936	3/27/1975	03, 04, 05, 07	452,302	(1,236)	
ALLIANCE INS CO INC	12/31/1959	12/31/1977	03, 04, 06, 07	444,280	131,200	
ALLIANZ GLOBAL RISKS US INS CO	9/16/1977	12/1/2013	03, 04, 06, 07	1,716,088	(208,173)	
ALLIED INS CO OF AMER	2/16/2005	11/3/1989	03, 04, 05, 07	-	-	
ALLIED PROP & CAS INS CO	4/29/1983	1/3/1995	03, 04, 05, 07	7,313,045	5,499,750	
ALLIED WORLD INS CO	8/18/1986	9/13/2007	03, 04, 05, 07	7,392	(784,150)	
ALLIED WORLD NATL ASSUR CO	9/12/1996	10/13/1995	03, 04, 05, 07	1,352,577	261,571	
ALLMERICA FIN ALLIANCE INS CO	4/26/1995	6/4/1984	03, 04, 06, 07	-	-	
ALLMERICA FIN BENEFIT INS CO	12/28/2000	5/27/1981	03, 04, 05, 07	63,598	5,910	
ALLSTATE FIRE & CAS INS CO	9/16/1972	11/2/1961	03, 04, 06, 07	40,553,405	25,549,124	12
ALLSTATE IND CO	7/7/1960	5/9/1947	02, 03, 04, 06, 07	18,542,490	10,621,486	8
ALLSTATE INS CO	3/21/1931	5/9/1947	02, 03, 04, 06, 07	19,853,984	8,623,866	6
ALLSTATE PROP & CAS INS CO	2/14/1985	6/15/2001	03, 04, 05, 07	19,267,625	7,735,575	7
ALLSTATE VEHICLE & PROP INS CO	8/20/1979	9/2/1982	03, 04, 05, 07	3,035,019	578,623	
ALPHA PROP & CAS INS CO	12/19/1979	10/23/1995	03, 04, 05	4,023,674	2,143,469	
ALPS PROP & CAS INS CO	9/22/1986	9/30/2013	05	2,477,971	680,382	
ALTERRA AMER INS CO	12/18/1919	4/1/1962	02, 03, 04, 05, 07	197,000	35,999	
AMBAC ASSUR CORP	2/25/1970	2/19/1971	07	-	-	
AMCO INS CO	12/31/1958	7/7/1965	03, 04, 06, 07	8,476,602	4,383,153	3
AMERICAN AGRI BUSINESS INS CO	5/20/1948	12/5/2000	03, 05	14,904,951	7,782,061	
AMERICAN ALT INS CORP	4/26/1923	7/31/1998	02, 03, 04, 06, 07	1,809,198	3,036	
AMERICAN AUTOMOBILE INS CO	12/14/1911	10/24/1924	02, 03, 04, 06, 07	369,140	73,485	
AMERICAN BANKERS INS CO OF FL	10/29/1947	11/21/1950	02, 03, 04, 05, 07	7,937,504	2,552,724	4
AMERICAN CAS CO OF READING PA	7/31/1902	10/20/1939	02, 03, 04, 06, 07	2,993,617	311,062	
AMERICAN CENTENNIAL INS CO	3/25/1970	7/9/1975	02, 03, 04, 06, 07	-	-	
AMERICAN COMMERCE INS CO	9/18/1946	6/19/1957	02, 03, 04, 05	3,165,774	1,703,410	1
AMERICAN COMPENSATION INS CO	12/6/1991	3/1/2008	06	69,945	(40,334)	
AMERICAN CONTRACTORS IND CO	9/25/1990	2/23/1999	07	226,621	(28,544)	

## Summary of Idaho Business Property and Casualty Insurers - Active 12/31/2013

COMPANY NAME	INCORPORATED DATE	LICENSED DATE	LINES OF BUSINESS	PREMIUMS WRITTEN IDAHO	LOSSES INCURRED	COMPLAINT COUNTS AS OF 12/31/2013
AMERICAN ECONOMY INS CO	10/19/1959	10/20/1965	02, 03, 04, 06, 07	3,201,517	801,117	
AMERICAN EMPIRE INS CO	11/26/1979	8/26/1981	03, 04, 05, 07	-	(5)	
AMERICAN EQUITY SPECIALTY INS CO	1/29/1997	7/21/1999	03, 04, 05	-	(702)	
AMERICAN FAMILY HOME INS CO	1/28/1965	9/6/1983	03, 04, 06, 07	476,664	217,173	
AMERICAN FAMILY MUT INS CO	5/18/1927	4/5/2001	02, 03, 04, 06, 07	33,083,863	16,399,979	13
AMERICAN FARMERS & RANCHERS INS CO	11/13/1979	6/27/2000	03, 04, 05, 07	-	-	
AMERICAN FARMERS & RANCHERS MUT INS	1/1/1982	5/3/2005	03, 05	-	113	
AMERICAN FIRE & CAS CO	1/1/1906	5/27/1981	03, 04, 06, 07	2,118,911	1,447,235	1
AMERICAN FUJI FIRE AND MARINE INS CO	10/6/1981	1/29/1992	02, 03, 04, 05, 07	-	-	
AMERICAN GUAR & LIAB INS	7/17/1939	12/12/1939	03, 04, 06, 07	2,452,562	1,418,830	
AMERICAN HALLMARK INS CO OF TX	2/17/1982	6/20/2005	03, 04, 05, 07	6,914,955	2,143,824	
AMERICAN HLTHCARE IND CO	10/3/1980	11/1/1989	03, 05, 07	-	-	
AMERICAN HOME ASSUR CO	2/7/1899	4/1/1962	02, 03, 04, 06, 07	(116,536)	(2,384,997)	
AMERICAN INS CO	2/20/1846	4/30/1901	02, 03, 04, 06, 07	1,958,003	489,668	
AMERICAN INTERSTATE INS CO	12/21/1973	1/6/1997	03, 04, 06, 07	685	(352)	
AMERICAN MERCURY INS CO	11/30/1962	10/11/1977	03, 04, 05, 07	91,189	93,574	
AMERICAN MINING INS CO	2/7/1984	1/1/2009	03, 04, 06	519,674	20,547	
AMERICAN MODERN HOME INS CO	1/25/1965	1/27/1975	02, 03, 04, 06, 07	1,247,194	360,567	
AMERICAN MODERN SELECT INS CO	8/15/1980	5/20/2005	03, 04, 05	507,310	541,645	
AMERICAN MUT SHARE INS CORP	5/7/1974	3/1/1984	99	-	(20,000)	
AMERICAN NATL GEN INS CO	12/30/1980	6/25/1984	02, 03, 04, 05	273,774	218,821	
AMERICAN NATL PROP & CAS CO	10/1/1973	11/7/1979	02, 03, 04, 06	2,725,578	2,056,762	
AMERICAN PET INS CO	12/7/2000	4/12/2012	04	40,253	7,624	
AMERICAN RELIABLE INS CO	7/17/1952	8/18/1958	02, 03, 04, 05, 07	950,209	835,213	1
AMERICAN ROAD INS CO	12/28/1959	10/11/1962	03, 04, 05, 07	307,781	19,804	
AMERICAN SAFETY CAS INS CO	6/8/1981	7/13/1982	03, 04, 06, 07	63,070	(85,988)	
AMERICAN SECURITY INS CO	8/12/1938	12/30/1983	02, 03, 04, 05	2,607,392	445,764	2
AMERICAN SELECT INS CO	8/21/1959	3/1/2013	03, 04, 06	-	-	
AMERICAN SENTINEL INS CO	5/16/1956	2/23/2004	02, 03, 04, 06	72,872	43,310	
AMERICAN SERV INS CO INC	3/11/1983	11/18/2004	03, 04, 05, 07	404,983	22,222	
AMERICAN SOUTHERN HOME INS CO	7/29/1982	9/16/2005	03, 04, 05, 07	25,713	20,707	
AMERICAN STANDARD INS CO OF WI	4/5/1961	4/5/2001	03, 05	649,586	189,814	
AMERICAN STATES INS CO	7/15/1929	11/26/1965	02, 03, 04, 06, 07	6,790,874	1,572,057	1
AMERICAN STATES PREFERRED INS CO	7/26/1979	8/18/1981	03, 04, 05	1,183,021	546,931	1

## Summary of Idaho Business Property and Casualty Insurers - Active 12/31/2013

COMPANY NAME	INCORPORATED DATE	LICENSED DATE	LINES OF BUSINESS	PREMIUMS WRITTEN IDAHO	LOSSES INCURRED	COMPLAINT COUNTS AS OF 12/31/2013
AMERICAN SUMMIT INS CO	12/15/1955	5/19/1966	03, 05, 07	940	(3,370)	
AMERICAN SURETY CO	3/9/1964	3/18/1997	07	13,175	-	
AMERICAN WEST INS CO	12/27/1990	6/29/1995	03, 04, 05, 07	-	-	
AMERICAN ZURICH INS CO	8/19/1981	10/26/1982	03, 04, 06, 07	4,224,127	1,332,920	
AMERISURE INS CO	5/21/1968	3/1/2012	03, 04, 06, 07	6,375	287	
AMERISURE MUT INS CO	9/12/1912	9/1/1950	03, 04, 06, 07	288,868	51,770	
AMERISURE PARTNERS INS CO	3/22/2000	3/1/2012	03, 04, 06, 07	-	-	
AMEX ASSUR CO	1/30/1973	9/26/1980	02, 03, 04, 06, 07	707,633	(74,533)	
AMGUARD INS CO	6/10/1982	1/1/2004	06	-	-	
AMICA MUT INS CO	3/1/1907	1/1/1973	03, 04, 05	1,858,188	922,243	
AMTRUST INS CO OF KS INC	1/10/1972	8/13/1992	03, 04, 06, 07	1,192,900	383,844	
ARCH IND INS CO	7/23/1969	12/15/1969	03, 04, 06, 07	-	-	
ARCH INS CO	12/15/1971	4/15/1988	02, 03, 04, 06, 07	2,990,464	1,218,620	
ARCH REINS CO	7/20/1995	1/1/2004	02, 03, 04, 06, 07	-	-	
ARGONAUT INS CO	5/21/1957	10/17/1957	02, 03, 04, 06, 07	998,314	348,719	
ARGONAUT MIDWEST INS CO	3/19/1962	11/17/1980	03, 04, 06, 07	135,147	136,908	
ARIZONA AUTOMOBILE INS CO	2/25/2003	10/21/2009	05	-	-	
ARMED FORCES INS EXCH	8/1/1982	9/9/1986	03, 04, 05	189,739	256,700	
ARROWOOD IND CO	9/30/1910	3/31/1980	02, 03, 04, 06, 07	(1,025)	359,915	
ASPEN AMER INS CO	11/13/1990	6/1/1993	03, 04, 06, 07	82,335	29,714	
ASSOCIATED IND CORP	12/21/1922	1/2/1930	02, 03, 04, 06, 07	2,249,591	995,485	
ASSOCIATED LOGGERS EXCH	7/24/1979	7/24/1979	10	9,032,930	6,120,220	
ASSURANCE CO OF AMER	6/20/1945	5/20/1970	03, 04, 06, 07	236,309	476,411	
ASSURED GUAR CORP	10/25/1985	11/5/2001	05, 07	-	-	
ASSURED GUAR MUNICIPAL CORP	3/16/1984	6/27/1988	07	-	-	
ATAIN INS CO	4/16/1987	3/1/2008	03, 04, 05	4,251	-	
ATLANTA INTL INS CO	1/1/1929	8/24/1950	03, 04, 06, 07	-	-	
ATLANTIC SPECIALTY INS CO	6/27/1986	3/1/2005	02, 03, 04, 06, 07	1,532,029	607,165	
ATRADIUS TRADE CREDIT INS CO	1/14/1993	10/5/1998	05	529,835	79,032	
ATX PREMIER INSURANCE COMPANY	11/30/1989	7/24/1991	05	-	-	
AUSTIN MUT INS CO	6/11/1896	10/15/1999	03, 04, 05	299,056	196,935	
AUTO OWNERS INS CO	7/1/1916	12/1/2005	02, 03, 04, 06, 07	23,602,907	14,963,932	10
AUTOMOBILE INS CO OF HARTFORD CT	6/25/1965	4/16/1970	02, 03, 04, 06, 07	2,258,705	1,610,347	1
AUTOONE INS CO	5/11/1988	3/22/2006	03, 05	-	1	

## Summary of Idaho Business Property and Casualty Insurers - Active 12/31/2013

COMPANY NAME	INCORPORATED DATE	LICENSED DATE	LINES OF BUSINESS	PREMIUMS WRITTEN IDAHO	LOSSES INCURRED	COMPLAINT COUNTS AS OF 12/31/2013
AVEMCO INS CO	3/14/1960	4/24/1964	02, 03, 04, 05, 07	285,137	92,770	
AXA ART INS CORP	9/17/1986	3/20/1991	03, 04, 05	75,674	(174)	
AXA INS CO	11/23/1990	1/1/1991	03, 04, 06, 07	768,035	(1,720,368)	
AXIS INS CO	9/25/1979	1/11/1982	02, 03, 04, 06, 07	1,783,719	(193,413)	
AXIS REINS CO	7/25/1991	11/5/1992	03, 04, 05, 07	(1,518)	(105,072)	
AXIS SPECIALTY INS CO	1/12/1983	3/25/2010	02	-	(24,945)	
BADGER MUT INS CO	6/6/1891	5/12/2008	03, 04, 05, 07	442,240	82,479	
BAUBOA INS CO	2/6/1948	8/25/1955	02, 03, 04, 05, 07	(55,761)	(18,558)	
BANKERS INS CO	5/11/1976	9/8/1995	03, 04, 05, 07	41,604	(236)	
BANKERS STANDARD FIRE & MARINE CO	10/29/1943	6/7/1944	03, 04, 06	-	-	
BANKERS STANDARD INS CO	5/15/1962	8/30/1972	02, 03, 04, 06, 07	300,252	100,360	
BAR PLAN MUTUAL INSURANCE COMPANY (THE)	11/21/1985	3/25/2004	07	-	-	
BCS INS CO	12/5/1950	4/22/1970	02, 03, 04, 05, 07	1,021,231	490,045	
BEAZLEY INS CO INC	8/29/1978	10/28/1981	02, 03, 04, 05, 07	556,380	(230,647)	
BENCHMARK INS CO	5/5/1964	8/25/1966	02, 03, 04, 06, 07	58,952	94,898	
BERKLEY INS CO	12/18/1975	7/13/1982	02, 03, 04, 06, 07	536,353	285,006	
BERKLEY NATL INS CO	9/30/1980	6/1/2008	02, 03, 04, 06, 07	707,768	24,084	
BERKLEY REGIONAL INS CO	12/17/1985	4/29/1988	02, 03, 04, 06, 07	528,372	201,284	
BERKSHIRE HATHAWAY ASSUR CORP	12/21/2007	4/4/2008	07	-	-	
BERKSHIRE HATHAWAY HOMESTATE INS CO	1/9/1970	11/25/1996	03, 04, 06, 07	1,518,715	1,130,989	
BITUMINOUS CAS CORP	7/23/1978	9/24/1963	03, 04, 06, 07	996,258	277,862	
BITUMINOUS FIRE & MARINE INS CO	10/1/1942	9/20/1963	03, 04, 06, 07	109,303	112,608	
BOND SAFEGUARD INS CO	6/15/1971	11/28/2006	07	375	-	
BOSTON IND CO INC	2/10/1971	9/17/2013	07	-	-	
BRISTOL W INS CO	2/9/1968	12/16/1968	02, 03, 04, 05, 07	3,232,349	1,864,252	
BROTHERHOOD MUT INS CO	8/20/1935	4/1/1999	02, 03, 04, 06, 07	1,002,209	1,699,226	
BUILD AMER MUT ASSUR CO	3/16/2012	3/15/2013	07	-	-	
CALIFORNIA CAPITAL INS CO	5/25/1898	6/26/1981	03, 04, 05	-	-	
CALIFORNIA CAS GEN INS CO OF OR	9/26/1977	7/18/1987	03, 04, 05	2,663,116	1,707,325	
CALIFORNIA CAS IND EXCH	1/1/1914	1/2/1962	03, 04, 05	1,311	(50,476)	
CALIFORNIA CAS INS CO	10/20/1967	10/5/1987	03, 04, 05	5,312	(158)	
CALIFORNIA INS CO	2/1/1965	6/16/1982	02, 03, 04, 06, 07	1,897,394	139,241	
CAMICO MUT INS CO	3/4/1986	12/1/1995	05	320,070	5,380	
CAMPMEID CAS & IND CO INC	1/1/2011	6/20/2012	03, 04, 05, 07	-	-	

# **Summary of Idaho Business** **Property and Casualty Insurers - Active 12/31/2013**

COMPANY NAME	INCORPORATED DATE	LICENSED DATE	LINES OF BUSINESS	PREMIUMS WRITTEN IDAHO	LOSSES INCURRED	COMPLAINT COUNTS AS OF 12/31/2013
CANAL INS CO	2/27/1939	6/4/1958	03, 04, 05	809,759	(522,086)	1
CAPITOL IND CORP	9/23/1959	5/2/1973	02, 03, 04, 06, 07	595,366	55,692	
CAPSON PHYSICIANS INS CO	3/9/1961	10/24/2012	05	19,077	-	
CAROLINA CAS INS CO	4/18/1951	5/4/1966	02, 03, 04, 06, 07	821,030	(67,997)	
CASTLEPOINT NATL INS CO	8/26/1981	3/1/1984	03, 04, 06, 07	441,683	138,896	
CASUALTY UNDERWRITERS INS CO	5/30/1986	12/30/1992	03, 05	131,202	38,324	
CATERPILLAR INS CO	2/7/1963	11/21/2000	03, 04, 06, 07	2,715,000	1,134,016	
CATLIN IND CO	6/6/1928	7/12/2011	02, 03, 04, 05	-	-	
CATLIN INS CO	4/19/1913	3/5/2009	02, 03, 04, 05, 07	1,210,492	441,177	
CEM INS CO	12/15/1982	11/20/2003	03, 04, 05, 07	-	-	
CENSTAT CAS CO	5/31/2002	5/26/2009	05	950	19	
CENTRAL STATES IND CO OF OMAHA	5/20/1977	10/28/1983	02, 03, 04, 05	740,323	210,698	
CENTRE INS CO	10/31/1969	7/28/1981	02, 03, 04, 06, 07	-	-	
CENTURION CAS CO	2/9/1983	7/21/1989	02, 03, 04, 05, 07	32,983	3,115	
CENTURY IND CO	7/2/1963	8/25/1969	02, 03, 04, 06, 07	-	(592,893)	
CENTURY NATL INS CO	6/23/1955	12/30/1980	03, 04, 05	130,630	35,739	
CHARTER OAK FIRE INS CO	4/29/1931	4/29/1936	02, 03, 04, 06, 07	4,939,812	1,577,190	1
CHEROKEE INS CO	7/26/1946	10/23/1973	03, 04, 05, 07	-	-	
CHICAGO INS CO	7/2/1956	9/1/1964	03, 04, 05	205,347	(28,167)	
CHUBB IND INS CO	11/3/1922	1/23/1997	03, 04, 06, 07	209,516	83,279	
CHUBB NATL INS CO	3/23/1993	1/23/1997	02, 03, 04, 06, 07	7,806	63	
CHURCH MUT INS CO	3/4/1897	5/13/1971	03, 04, 06, 07	1,502,037	1,519,297	
CIFG ASSUR N AMER INC	3/5/2003	6/30/2003	07	-	-	
CIM INS CORP	10/23/1998	4/1/1966	03, 04, 05, 07	-	-	
CINNINNATI CAS CO	12/27/1972	1/1/1998	03, 04, 06, 07	1,272,119	687,860	
CINNINNATI INS CO	8/2/1950	5/4/1984	03, 04, 06, 07	25,780,211	12,745,364	3
CITIZENS INS CO OF AMER	5/29/1974	10/1/2011	03, 04, 06	36,089	1,354	
CIVIL SERV EMPLOYEES INS CO	11/25/1949	9/10/1957	03, 04, 05	-	-	
CLAREMONT LIAB INS CO	11/19/1987	3/1/2000	02, 05	-	-	
CLARENDON NATL INS CO	7/21/1941	10/18/1952	02, 03, 04, 06, 07	-	(689,371)	
CLEARWATER INS CO	5/15/1974	9/4/1991	03, 04, 05, 07	-	-	
CLEARWATER SELECT INS CO	10/19/1993	7/16/1996	02, 03, 04, 06, 07	-	-	
CLERMONT INS CO	1/1/1977	12/23/1998	03, 04, 05, 07	-	-	
CMG MORTGAGE ASSUR CO	3/3/1969	7/28/2000	09	-	-	



# **Summary of Idaho Business** **Property and Casualty Insurers - Active 12/31/2013**

COMPANY NAME	INCORPORATED DATE	LICENSED DATE	LINES OF BUSINESS	PREMIUMS WRITTEN IDAHO	LOSSES INCURRED	COMPLAINT COUNTS AS OF 12/31/2013
CMG MORTGAGE INS CO	12/30/1980	10/23/1981	09	1,301,620	173,350	
COFACE N AMER INS CO	10/7/1974	12/17/2008	03, 04, 05, 07	524,444	37,874	
COLISEUM REINS CO	1/9/1978	10/5/1987	02, 03, 04, 05, 07	-	-	
COLONIAL AMER CAS & SURETY CO	5/24/1977	10/15/1996	03, 04, 05, 07	-	(10)	
COLONIAL SURETY CO	3/19/1930	11/22/2002	05, 07	14,450	(410)	
COLONY SPECIALTY INS CO	12/20/1978	3/2/2000	03, 04, 05	91,555	(77,621)	
COLORADO CAS INS CO	4/24/1980	8/12/1994	03, 04, 05	-	18,410	
COLUMBIA INS CO	1/28/1970	9/6/1973	03, 04, 05, 07	-	(1)	
COLUMBIA MUT INS CO	6/3/1940	10/29/1991	03, 07, 04, 05	-	-	
COMMERCE & INDUSTRY INS CO	12/6/1957	7/19/1965	03, 04, 06, 07	1,042,978	618,644	
COMMERCIAL CAS INS CO	3/21/1986	1/1/1996	06	-	-	
COMMONWEALTH INS CO OF AMER	10/1/1994	9/24/2001	03, 04, 05	-	(4,553)	
COMPANION COMMERCIAL INS CO	2/26/1997	6/1/2007	03, 04, 06, 07	(7,287)	29,155	
COMPANION PROP & CAS INS CO	2/13/1984	6/1/2007	03, 04, 06, 07	152,129	(675,158)	
COMPWEST INS CO	4/28/2004	7/1/2007	06	124,940	43,864	
CONSTITUTION INS CO	2/10/1992	12/16/1993	03, 04, 06, 07	-	-	
CONSUMERS INS USA INC	7/27/1994	11/19/2009	03, 04, 05	5,823	10,878	
CONTINENTAL CAS CO	11/29/1897	6/30/1948	02, 03, 04, 06, 07	24,059,235	9,243,023	1
CONTINENTAL HERITAGE INS CO	3/11/1980	11/26/1985	07	44,008	(397)	
CONTINENTAL IND CO	12/9/1986	10/27/1992	03, 04, 05	-	-	
CONTINENTAL INS CO	1/7/1853	12/31/1977	02, 03, 04, 06, 07	429,717	2,188,889	
CONTINENTAL WESTERN INS CO	7/1/1907	12/4/1970	03, 04, 06, 07	12,907,748	9,738,366	1
CONTRACTORS BONDING & INS CO	9/24/1979	4/2/1984	03, 04, 05, 07	485,756	114,421	
COPIC INS CO	4/11/1984	12/31/2001	05	-	-	
COREPOINTE INS CO	12/29/1964	6/27/1968	03, 04, 05, 07	100,971	2,034	
COUNTRY CAS INS CO	1/23/1964	1/29/1999	03, 04, 05, 07	11,434	20,434	
COUNTRY MUT INS CO	10/26/1925	1/29/1999	03, 04, 05, 07	273,879	83,325	
COUNTRY PREF INS CO	5/19/1953	10/19/1967	03, 04, 06, 07	122,096	88,573	
COURTESY INS CO	12/21/1987	8/18/1998	03, 04, 07	276,963	21,800	
CRUM & FORSTER IND CO	12/2/1987	12/29/2003	03, 04, 06, 07	14,281	184	
CSE SAFEGUARD INS CO	4/20/1984	3/1/1988	03, 04, 05, 07	-	-	
CUMIS INS SOCIETY INC	5/25/1960	1/25/1963	02, 03, 04, 05, 07	4,305,702	579,220	
CYPRESS INS CO	10/17/1962	7/1/1997	06	-	(1,446)	
DAIRYLAND INS CO	1/8/1953	9/3/1965	02, 03, 04, 05, 07	561,341	450,984	

# **Summary of Idaho Business** **Property and Casualty Insurers - Active 12/31/2013**

COMPANY NAME	INCORPORATED DATE	LICENSED DATE	LINES OF BUSINESS	PREMIUMS WRITTEN IDAHO	LOSSES INCURRED	COMPLAINT COUNTS AS OF 12/31/2013
DAKOTA FIRE INS CO	8/23/1957	8/17/1992	03, 04, 05, 07	2,505,391	1,203,957	
DAKOTA TRUCK UNDERWRITERS	11/20/1989	11/11/2010	03, 06, 07	-	-	
DANIELSON NATL INS CO	10/28/1974	6/15/1979	03, 05, 07	29,401	(10,994)	
DARWIN NATL ASSUR CO	1/14/1972	10/30/1981	03, 04, 05, 07	1,411,147	502,333	
DEALERS ASSUR CO	8/2/1935	11/16/2001	05	51,909	8,775	
DENTISTS BENEFITS INS CO	6/17/1985	8/10/2004	03, 05	-	-	
DENTISTS INS CO	11/1/1979	11/22/2002	03, 05	-	-	
DEPOSITORS INS CO	8/24/1983	12/18/1987	03, 04, 06	6,975,538	3,335,963	2
DEVELOPERS SURETY & IND CO	10/10/1936	8/12/1988	03, 04, 05, 07	676,618	(175,246)	
DIAMOND STATE INS CO	2/20/1981	8/14/1991	03, 04, 05, 07	202,638	124,689	
DIRECT NATL INS CO	10/31/2000	9/14/1959	05	-	-	
DISCOVER PROP & CAS INS CO	12/20/1978	8/13/1981	02, 03, 04, 06, 07	146,323	(120,004)	
DOCTORS CO AN INTERINS EXCH	4/15/1976	9/28/1989	02, 03, 04, 05	4,308,777	1,455,438	
DORINCO REINS CO	3/8/1977	8/16/1991	03, 04, 05, 07	8,580	-	
EAGLE W INS CO	10/14/1960	10/19/2006	03, 04, 05	-	-	
EASTGUARD INS CO	7/1/1987	1/1/2004	06	-	(8)	
ECONOMY FIRE & CAS CO	1/30/1935	7/8/1988	02, 03, 04, 05, 07	-	-	
ECONOMY PREFERRED INS CO	5/29/1979	7/8/1988	02, 03, 04, 05, 07	-	-	
ECONOMY PREMIER ASSUR CO	12/15/1980	7/8/1988	03, 04, 05	-	-	
ELECTRIC INS CO	4/21/1966	11/7/1972	02, 03, 04, 06, 07	195,440	396,771	
EMCASCO INS CO	12/9/1958	5/31/2013	03, 04, 05, 07	-	-	
EMPIRE FIRE & MARINE INS CO	3/16/1954	12/19/1957	02, 03, 04, 05, 07	802,534	270,538	
EMPLOYERS ASSUR CO	11/14/1979	3/1/2011	06	704,093	(414,505)	
EMPLOYERS COMPENSATION INS CO	5/16/2002	7/3/2003	06	2,421,179	(299,073)	
EMPLOYERS FIRE INS CO	1/21/1971	5/18/1944	02, 03, 04, 06, 07	(7,562)	(31,360)	
EMPLOYERS INS OF WAUSAU	8/21/1911	5/24/1940	02, 03, 04, 06, 07	1,345,326	1,459,053	
EMPLOYERS INS CO OF NV	12/1/1999	6/1/2008	06	-	-	
EMPLOYERS MUT CAS CO	4/24/1911	12/16/1941	02, 03, 04, 06, 07	6,781,328	2,333,720	1
EMPLOYERS PREFERRED INS CO	3/6/1995	10/1/2010	06	736,838	1,480,174	
ENCOMPASS IND CO	1/25/1984	12/5/2002	03, 04, 05, 07	-	124	
ENDURANCE AMER INS CO	3/21/1996	11/10/1997	03, 04, 05, 07	509,821	174,655	
ENDURANCE REINS CORP OF AMER	9/5/2002	1/30/2008	02, 03, 04, 06, 07	3,883	1,644	
ENDURANCE RISK SOLUTIONS ASSUR CO	6/6/1986	12/14/1987	03, 04, 05, 07	-	-	
ENUMCLAW PROP & CAS INS CO	11/27/2001	10/30/2003	03, 04, 05, 07	6,963,266	3,128,062	

**Summary of Idaho Business**  
**Property and Casualty Insurers - Active 12/31/2013**

COMPANY NAME	INCORPORATED DATE	LICENSED DATE	LINES OF BUSINESS	PREMIUMS WRITTEN IDAHO	LOSSES INCURRED	COMPLAINT COUNTS AS OF 12/31/2013
EQUITY INS CO	1/1/1965	1/28/2005	03, 04, 05	-	-	-
ESSENT GUAR INC	11/14/2008	2/2/2010	09	1,195,702	78,412	-
ESSENTIA INS CO	4/27/1979	11/30/1982	03, 04, 05	1,281,580	161,767	-
ESURANCE INS CO OF NJ	10/22/1919	5/23/1940	03, 04, 06, 07	-	-	-
ESURANCE PROP & CAS INS CO	10/22/1987	11/20/2012	03, 04, 05	565,583	272,663	-
EULER HERMES N AMER INS CO	4/28/1893	11/30/2006	05, 07	219,609	(13,218)	-
EVEREST NATL INS CO	11/12/1985	12/17/1987	02, 03, 04, 06, 07	906,177	288,520	-
EVEREST REINS CO	6/13/1973	9/15/1976	02, 03, 04, 06, 07	198,673	75,612	-
EVERGREEN NATL IND CO	12/30/1939	10/3/1983	03, 04, 05, 07	4,135	90	-
EVERSPAN FIN GUAR CORP	1/11/1968	9/4/1969	07	-	-	-
EXCESS SHARE INS CORP	8/17/1993	12/13/1995	05	17,761	-	-
EXECUTIVE RISK IND INC	9/23/1977	2/7/1995	02, 03, 04, 06, 07	102,882	(214,104)	-
EXPLORER INS CO	12/8/1981	5/31/1991	03, 04, 06, 07	-	219,155	-
FACTORY MUT INS CO	10/31/1835	6/30/1968	03, 04, 05, 07	12,466,217	254,332	-
FAIR AMER INS & REINS CO	9/8/1985	10/9/1979	02, 03, 04, 05, 07	23,262	7,754	-
FAIRMONT INS CO	4/10/1970	3/1/1984	03, 04, 06, 07	-	-	-
FAIRMONT PREMIER INS CO	7/1/1941	2/18/1947	02, 03, 04, 06, 07	-	-	-
FAIRMONT SPECIALTY INS CO	8/1/1923	12/31/1980	02, 03, 04, 06, 07	-	-	-
FARM BUREAU MUT INS CO OF ID	4/27/1947	5/1/1947	02, 03, 04, 06, 07	138,151,008	89,596,133	19
FARMERS ALLIANCE MUT INS CO	7/20/1888	10/30/1974	03, 04, 05, 07	6,551,167	4,686,514	4
FARMERS INS CO OF ID	10/29/1969	12/10/1969	02, 03, 04, 06, 07	93,754,226	49,691,371	15
FARMERS INS EXCH	3/28/1928	1/1/1930	02, 03, 04, 06, 07	21,203,412	8,829,227	1
FARMERS MUT HAIL INS CO OF IA	3/4/1893	6/19/1958	04	-	-	-
FARMERS UNION MUT INS CO	12/4/1959	3/20/2007	03, 04, 05	-	-	-
FARMINGTON CAS CO	8/24/1982	7/8/1983	02, 03, 04, 06, 07	275	(2,493)	-
FARMLAND MUT INS CO	3/22/1909	10/23/1990	03, 04, 06, 07	3,163,262	242,266	-
FEDERAL INS CO	2/15/1901	3/28/1940	02, 03, 04, 06, 07	11,167,405	2,777,913	1
FEDERATED MUT INS CO	8/1/1904	4/1/1921	02, 03, 04, 06, 07	5,124,403	1,262,380	-
FEDERATED RURAL ELECTRIC INS EXCH	5/14/1957	12/10/1979	02, 03, 04, 06, 07	1,816,342	777,442	-
FEDERATED SERV INS CO	6/6/1972	10/22/1974	03, 04, 06, 07	833,802	62,5995	-
FIDELITY & DEPOSIT CO OF MD	10/14/1980	12/24/1981	03, 04, 05, 07	1,392,237	(35,038)	-
FIDELITY & GUAR INS CO	3/1/1977	3/19/1979	03, 04, 06, 07	131,011	(130,090)	-
FIDELITY & GUAR INS UNDERWRITERS INC	7/6/1951	11/17/1955	03, 04, 06, 07	2,402	23,317	-
FINANCIAL AMER PROP & CAS INS CO	3/14/1961	10/6/1972	02, 03, 04, 06, 07	-	-	-

## Summary of Idaho Business Property and Casualty Insurers - Active 12/31/2013

COMPANY NAME	INCORPORATED DATE	LICENSED DATE	LINES OF BUSINESS	PREMIUMS WRITTEN IDAHO	LOSSES INCURRED	COMPLAINT COUNTS AS OF 12/31/2013
FINANCIAL CAS & SURETY INC	12/20/1989	10/21/2004	07	59,288	532	
FINANCIAL GUAR INS CO	4/10/1972	11/7/1984	07	-	-	
FINANCIAL IND CO	12/19/1945	11/22/1961	03, 05, 07	41,540	23,948	
FINANCIAL PACIFIC INS CO	7/22/1986	6/19/1996	03, 04, 05, 07	1,485	5,930	
FIRE INS EXCH	11/10/1942	6/20/1943	03, 04, 05, 07	-	-	
FIREMANS FUND INS CO	9/9/1864	9/19/1918	02, 03, 04, 06, 07	1,401,230	510,010	
FIREMENS INS CO OF WASHINGTON DC	3/3/1837	3/1/2007	03, 04, 06, 07	184,433	21,410	
FIRST AMER PROP & CAS INS CO	10/17/1977	3/19/1991	03, 04, 05	425	-	
FIRST COLONIAL INS CO	2/17/1987	4/23/1998	04, 05	71,197	14,693	
FIRST DAKOTA IND CO	9/28/1995	11/1/2010	06, 07	-	-	
FIRST FIN INS CO	4/29/1970	9/9/1977	03, 04, 06, 07	-	-	
FIRST LIBERTY INS CORP	6/16/1989	5/23/1991	02, 03, 04, 06, 07	768,487	413,309	
FIRST NATL INS CO OF AMER	10/10/1928	11/20/1928	03, 04, 06, 07	1,132,327	(4,438,688)	
FIRST NONPROFIT INS CO	1/1/1978	11/1/2009	03, 04, 06, 07	1,394	-	
FIRSTCOMP INS CO	12/17/1986	8/3/1992	05	-	-	
FLORISTS MUT INS CO	6/1/1887	10/3/1988	03, 04, 06, 07	148,918	10,012	
FOREMOST INS CO GRAND RAPIDS MI	5/20/1952	9/2/1957	02, 03, 04, 06, 07	10,452,746	4,112,489	2
FOREMOST PROP & CAS INS CO	4/27/1984	7/2/1992	03, 04, 06, 07	805,283	380,357	
FOREMOST SIGNATURE INS CO	9/7/1982	3/1/2012	03, 04, 06	213,568	5,365	
FORTRESS INS CO	5/22/1997	8/20/2002	05	11,623	624	
FRANK WINSTON CRUM INS CO	1/23/2003	11/1/2013	06	-	-	
FRANKENMUTH MUT INS CO	9/15/1921	6/7/1999	03, 04, 05, 07	-	-	
FREEDOM SPECIALTY INS CO	5/1/1929	12/10/1959	03, 04, 05, 07	-	-	
GARRISON PROP & CAS INS CO	12/1/1900	10/25/2004	03, 04, 05	4,500,957	2,484,618	
GATEWAY INS CO	5/21/1986	7/21/1997	03, 04, 05	-	(59,470)	
GEICO ADVANTAGE INS CO	6/13/2011	7/30/2012	03, 05	4,269,124	2,740,395	
GEICO CAS CO	8/31/1982	4/24/1984	03, 04, 05	262,833	128,860	
GEICO CHOICE INS CO	6/13/2011	7/30/2012	03, 05	4,996,115	3,120,989	1
GEICO GEN INS CO	5/15/1934	12/31/1978	03, 04, 05, 07	22,548,922	15,564,066	4
GEICO IND CO	3/22/1961	8/4/1961	03, 05	14,840,366	9,125,864	9
GEICO SECURE INS CO	6/13/2011	7/30/2012	03, 05	3,588,972	2,115,461	
GEM STATE INS CO	3/10/1910	1/1/1910	03, 04, 05	4,080,594	1,954,928	1
GENERAL CAS CO OF WI	5/12/1925	1/6/1993	03, 04, 06, 07	726,395	217,708	
GENERAL FIDELITY INS CO	3/17/1987	7/1/1987	02, 03, 04, 05	-	-	

# **Summary of Idaho Business** **Property and Casualty Insurers - Active 12/31/2013**

COMPANY NAME	INCORPORATED DATE	LICENSED DATE	LINES OF BUSINESS	PREMIUMS WRITTEN IDAHO	LOSSES INCURRED	COMPLAINT COUNTS AS OF 12/31/2013
GENERAL INS CO OF AMER	3/20/1923	6/9/1923	03, 04, 06, 07	1,764,229	1,158,577	
GENERAL REINS CORP	10/1/1970	4/1/1971	02, 03, 04, 05, 07	95,408	(153,950)	
GENERAL SECURITY NATL INS CO	5/15/1980	11/19/1984	03, 04, 05, 07	-	-	
GENERAL STAR NATL INS CO	9/10/1864	12/18/1922	03, 04, 05, 07	10,829	(15,000)	
GENERALI US BRANCH	12/26/1831	11/30/1990	02, 03, 04, 05, 07	119,545	44,568	
GENESIS INS CO	4/6/1976	12/30/1987	02, 03, 04, 06, 07	50,000	(10,000)	
GENWORTH FINANCIAL ASSUR CORP	6/12/1992	11/9/2007	05	-	-	
GENWORTH MORTGAGE INS CORP	5/12/1980	4/7/1981	09	2,588,999	8,297,321	
GENWORTH MORTGAGE INS CORP OF NC	2/20/1961	10/15/1981	09	-	-	
GENWORTH RESIDENTIAL MORTGAGE ASSUR	8/11/1961	8/16/1962	09	893,920	38,778	
GENWORTH RESIDENTIAL MORTGAGE INS CO	12/15/1972	9/15/1977	09	91,803	6,138	
GEOVERA INS CO	3/24/1997	4/19/2005	03, 05	-	-	
GLOBAL REINS CORP OF AMER	8/7/1940	8/28/1984	03, 04, 05, 07	-	(28,777)	
GOVERNMENT EMPLOYEES INS CO	11/30/1937	8/22/1955	03, 04, 05, 07	7,877,398	4,437,309	
GRANGE INS ASSN	8/6/1931	5/22/1953	03, 04, 05, 07	6,310,777	5,002,210	
GRANITE RE INC	11/13/1986	3/13/2009	03, 05, 07	647	5	
GRANITE STATE INS CO	6/26/1874	2/10/1928	02, 03, 04, 06, 07	2,338,776	636,947	
GRAY INS CO	11/18/1977	12/14/1999	03, 04, 06, 07	6,078	-	
GREAT AMER ALLIANCE INS CO	9/11/1945	10/6/1948	03, 04, 06, 07	770,957	192,214	
GREAT AMER ASSUR CO	3/23/1905	5/11/1973	03, 04, 06, 07	1,011,407	119,845	
GREAT AMER INS CO	3/7/1872	9/30/1976	03, 04, 06, 07	4,934,131	1,827,532	
GREAT AMER INS CO OF NY	8/22/1947	4/1/1948	03, 04, 06, 07	1,155,963	374,436	
GREAT AMER SECURITY INS CO	7/1/1987	3/18/1991	03, 04, 06, 07	-	-	
GREAT AMER SPIRIT INS CO	4/5/1988	9/17/1991	03, 04, 06, 07	-	(1)	
GREAT DIVIDE INS CO	4/29/1986	9/26/1994	02, 03, 04, 06, 07	129,080	112,870	
GREAT MIDWEST INS CO	10/5/1985	9/1/1999	02, 03, 04, 06, 07	52,195	-	
GREAT NORTHERN INS CO	6/26/1952	9/4/1969	03, 04, 06, 07	1,056,088	(100,979)	
GREAT NORTHWEST INS CO	9/15/1986	12/8/2006	03, 04, 05	952,466	768,729	2
GREAT WEST CAS CO	3/22/1956	1/14/1965	03, 04, 06, 07	14,751,687	7,853,247	
GREATER NY MUT INS CO	8/29/1927	12/24/1963	03, 04, 06, 07	-	-	
GREENWICH INS CO	2/18/1946	8/25/1955	02, 03, 04, 06, 07	1,039,638	(66,818)	
GUARANTEE CO OF N AMER USA	1/23/1990	10/1/1999	07	131,904	(2)	
GUARANTEE INS CO	1/25/1965	10/1/2012	10	341,675	180,171	
GUIDEONE AMER INS CO	4/8/1983	12/23/1999	03, 04, 05, 07	-	-	

# **Summary of Idaho Business** **Property and Casualty Insurers - Active 12/31/2013**

COMPANY NAME	INCORPORATED DATE	LICENSED DATE	LINES OF BUSINESS	PREMIUMS WRITTEN IDAHO	LOSSES INCURRED	COMPLAINT COUNTS AS OF 12/31/2013
GUIDEONE ELITE INS CO	7/19/1983	6/16/1988	03, 04, 05, 07	350,860	(196,135)	
GUIDEONE MUT INS CO	12/26/1946	7/21/1954	02, 03, 04, 06, 07	454,491	609,253	
GUIDEONE SPECIALTY MUT INS CO	7/10/1948	11/6/1958	03, 04, 05, 07	110,740	4,044	
HALLMARK INS CO	6/20/1988	7/24/1992	03, 04, 05, 07	632,523	476,200	
HANOVER AMER INS CO	6/8/1989	7/5/1996	03, 04, 06, 07	29,637	1,863	
HANOVER INS CO	10/5/1972	1/1/1973	02, 03, 04, 06, 07	1,404,776	661,280	
HARCO NATL INS CO	11/17/1954	12/1/1994	03, 04, 06, 07	549,246	119,967	
HARLEYSVILLE INS CO	6/9/1930	8/18/1987	03, 04, 05, 07	46,798	-	
HARTFORD ACCIDENT & IND CO	8/12/1913	7/18/1919	02, 03, 04, 06, 07	728,327	15,735	1
HARTFORD CAS INS CO	3/5/1987	7/1/1987	02, 03, 04, 06, 07	2,316,301	1,169,380	2
HARTFORD FIRE IN CO	5/10/1810	7/29/1919	02, 03, 04, 06, 07	4,219,788	1,510,044	1
HARTFORD INS CO OF THE MIDWEST	9/11/1979	12/8/1983	03, 04, 06, 07	5,334,498	2,477,579	2
HARTFORD STEAM BOIL INSPEC & INS CO	6/30/1866	1/13/1906	03, 04, 05	531,560	139,600	
HARTFORD STEAM BOIL INSPEC INS CO CT	7/22/1988	6/11/2002	03, 04, 05	-	-	
HARTFORD UNDERWRITERS INS CO	12/23/1987	7/1/1988	03, 04, 06, 07	1,650,764	212,679	
HDI GERLING AMER INS CO	3/2/2007	11/6/2008	03, 04, 06, 07	362,646	1,487,576	
HERITAGE CAS INS CO	6/4/1974	1/16/1984	02, 03, 04, 05, 07	-	-	
HERITAGE IND CO	1/25/1979	8/18/1981	02, 03, 04, 05	232,889	177,760	
HIGHMARK CAS INS CO	6/22/1977	10/14/1997	05	-	-	
HISCOX INS CO INC	11/26/1952	10/17/1985	02, 03, 04, 05, 07	128,249	66,889	1
HOLYOKE MUT INS CO IN SALEM	3/14/1843	9/2/2009	03, 04, 05	382,354	96,892	1
HOMESITE INS CO	4/3/1985	9/12/1988	02, 03, 04, 05, 07	1,414,646	22,469	1
HORACE MANN INS CO	9/23/1963	12/16/1978	03, 04, 05, 07	1,075,442	52,5847	1
HORACE MANN PROP & CAS INS CO	3/25/1965	5/26/1988	03, 05	1,004,214	474,242	1
HOUSING AUTHORITY PROP A MUT CO	3/20/1987	12/20/2005	03, 04, 05, 07	84,709	5,510	
HOUSING ENTERPRISE INS CO INC	8/15/2000	9/23/2009	03, 04, 05, 07	149,627	11,726	
HUDSON INS CO	1/16/1918	10/15/1991	02, 03, 04, 06, 07	992,530	745,968	
IDAHO COUNTIES RISK MGMT PROGRAM	11/29/1985	2/1/1986	03, 05	19,707,504	8,893,300	1
IDAHO STATE INS FUND	12/31/1917	1/1/1918	10	195,299,404	144,964,298	1
IDS PROP CAS INS CO	12/6/1972	8/4/2004	02, 03, 04, 05	1,323,573	422,828	1
ILLINOIS INS CO	10/21/1988	10/16/1995	02, 06, 07	-	-	
ILLINOIS NATL INS CO	10/5/1933	6/12/1992	03, 04, 06, 07	375,419	(201,472)	
IMPERIUM INS CO	11/18/1977	12/20/1991	02, 03, 04, 06, 07	276,312	(59,320)	
INDEMNITY CO OF CA	10/5/1967	7/14/1995	07	136,549	(16,801)	

# **Summary of Idaho Business** **Property and Casualty Insurers - Active 12/31/2013**

COMPANY NAME	INCORPORATED DATE	LICENSED DATE	LINES OF BUSINESS	PREMIUMS WRITTEN IDAHO	LOSSES INCURRED	COMPLAINT COUNTS AS OF 12/31/2013
INDEMNITY INS CO OF NORTH AMER	9/26/1977	12/27/1984	03, 04, 06, 07	1,659,078	286,152	
INDEPENDENCE AMER INS CO	2/26/1973	5/8/2001	02, 03, 04, 05	551,529	401,410	1
INDIANA LUMBERMENS MUT INS CO	4/1/1897	10/24/1980	03, 04, 06, 07	270,660	10,002,868	
INFINITY INS CO	8/28/1978	11/17/1981	03, 05	14,048	27,241	
INSURANCE CO OF N AMER	4/14/1794	8/7/1956	02, 03, 04, 06, 07	7,561	335,839	
INSURANCE CO OF THE STATE OF PA	4/18/1794	4/13/1918	02, 03, 04, 06, 07	4,369,681	3,075,185	
INSURANCE CO OF THE WEST	3/1/1972	8/16/1988	03, 04, 06, 07	213,313	(36,004)	
INTEGON IND CORP	12/16/1946	9/28/1979	03, 04, 05, 07	-	-	
INTEGON NATL INS CO	12/16/1987	12/31/1988	03, 04, 05, 07	-	-	
INTERNATIONAL FIDELITY INS CO	12/27/1904	9/19/1975	07	194,405	(207)	
INTREPID INS CO	8/19/1997	6/8/2005	03, 04, 05, 07	-	(240)	
IRONSHORE IND INC	8/1/1919	10/22/1974	02, 03, 04, 05, 07	155,444	522,298	
JEFFERSON INS CO	3/15/1950	11/13/1956	03, 04, 05	1,365,483	436,071	3
JEWELERS MUT INS CO	3/12/1913	7/28/1972	03, 04, 05, 07	192,442	68,992	
JOHN DEERE INS CO	2/8/1979	12/6/1991	02, 03, 05	11,965,955	6,389,727	
KEY RISK INS CO	12/10/1997	3/1/2011	03, 04, 06, 07	-	-	
KNIGHTBROOK INS CO	12/17/1934	5/18/2011	03, 04, 05	158,353	6,884	
LANCER INS CO	4/27/1945	11/13/1956	03, 04, 06, 07	1,237,617	625,760	1
LANDCAR GAS CO	10/3/1989	5/2/1997	05	411,433	21,940	
LEXINGTON NATL INS CORP	10/23/1989	9/30/2003	07	22,687	-	
LEXON INS CO	3/16/1984	9/24/1999	05, 07	413,609	(61,119)	
LIBERTY AMER SELECT INS CO	1/18/1989	6/25/1996	03, 04, 05	-	-	
LIBERTY INS CORP	10/21/1988	12/15/1988	03, 04, 06, 07	4,506,369	6,882,616	1
LIBERTY INS UNDERWRITERS INC	11/17/1978	8/13/1981	02, 03, 04, 05, 07	1,910,919	514,558	
LIBERTY MUT FIRE INS CO	10/31/1908	4/1/1936	03, 04, 06, 07	17,958,410	9,972,437	4
LIBERTY MUT INS CO	1/1/1912	8/28/1935	02, 03, 04, 06, 07	16,392,380	9,548,058	4
LIBERTY NORTHWEST INS CORP	1/21/1983	10/28/1983	03, 04, 06, 07	23,598,665	4,759,628	
LINCOLN GEN INS CO	3/17/1977	12/3/1991	03, 04, 06, 07	-	(6,297)	
LM GEN INS CO	11/17/1978	8/13/1981	02, 03, 04, 05, 07	4,984,014	2,800,996	
LM INS CORP	6/16/1989	5/23/1991	02, 03, 04, 06, 07	2,309,563	1,228,146	1
LM PROP & CAS INS CO	1/2/1975	10/20/1975	02, 03, 04, 05, 07	-	(1,135)	
LUMBERMENS UNDERWRITING ALLIANCE	1/10/1905	4/1/1913	03, 04, 06, 07	877,122	19,320	1
LYNDON PROP INS CO	5/30/1978	9/19/1979	03, 04, 05, 07	382,881	4,912	
LYNDON SOUTHERN INS CO	9/16/1996	7/5/2005	02, 03, 04, 05, 07	888	1,824,278	

# **Summary of Idaho Business** **Property and Casualty Insurers - Active 12/31/2013**

COMPANY NAME	INCORPORATED DATE	LICENSED DATE	LINES OF BUSINESS	PREMIUMS WRITTEN IDAHO	LOSSES INCURRED	COMPLAINT COUNTS AS OF 12/31/2013
MAIDEN REINS CO	8/18/2000	2/23/2004	02, 03, 04, 06	(29)	(7,763)	
MANUFACTURERS ALLIANCE INS CO	1/11/1979	5/1/2002	02, 03, 04, 06, 07	72,862	18,705	
MAPFRE INS CO	2/21/1985	1/16/1992	03, 04, 05, 07	-	-	
MARKEL AMER INS CO	10/15/1986	11/26/1991	03, 04, 05, 07	513,021	161,343	
MARKEL INS CO	11/26/1980	11/1/1984	02, 03, 04, 06, 07	971,365	255,394	
MARTINGALE NATL INS CO	1/7/1994	7/8/1996	03, 04, 05	-	-	
MARYLAND CAS CO	2/9/1898	6/16/1904	02, 03, 04, 06, 07	656,379	114,415	1
MASSACHUSETTS BAY INS CO	12/20/1994	10/1/2011	03, 04, 06, 07	40,712	7,538	
MAXUM CAS INS CO	11/25/1996	6/30/2005	03, 04, 05, 07	236,502	1,148,370	
MBIA INS CORP	3/23/1967	6/9/1972	07	-	-	
MEDICAL INS EXCH OF CA	7/11/1975	9/1/1976	02, 05	6,344,037	6,187,121	
MEDICAL PROTECTIVE CO	12/2/1909	12/6/1994	05	1,740,703	(850,000)	
MEDICUS INS CO	9/28/2006	3/6/2012	05	-	-	
MEDMARC CAS INS CO	7/26/1950	12/31/1979	03, 04, 05, 07	57,452	18,801	
MEMIC IND CO	2/24/2000	7/1/2006	06	239	(46)	
MENDOTA INS CO	5/1/1989	3/31/1995	03, 04, 05	-	-	
MERASTAR INS CO	8/14/1974	8/18/1981	03, 04, 05	8,244	(139)	
MERCHANTS BONDING CO A MUT	12/31/1933	6/16/1988	05, 07	290,131	2,814	
MERCHANTS NATL BONDING INC	4/15/2003	9/25/2012	05, 07	823	20	
MERITPLAN INS CO	12/10/1952	11/12/1982	03, 04, 05, 07	15,070	4,549	
METROPOLITAN CAS INS CO	10/7/1981	1/9/1986	03, 04, 05	-	-	
METROPOLITAN DRT PROP & CAS INS CO	5/24/1949	5/2/1968	02, 03, 04, 05, 07	-	1	
METROPOLITAN GEN INS CO	6/30/1980	1/9/1986	03, 04, 05	29,931	25,709	
METROPOLITAN GRP PROP & CAS INS CO	12/10/1976	10/7/1980	03, 05	4,804,793	2,832,067	2
METROPOLITAN PROP & CAS INS CO	8/31/1972	4/16/1973	02, 03, 04, 05, 07	15,107,603	8,976,237	
MGA INS CO INC	5/22/1981	5/16/1988	03, 04, 05, 07	-	-	
MGIC ASSUR CORP GEN ACCOUNT	9/27/1937	10/17/1988	05, 07	-	-	
MGIC IND CORP	11/15/1956	1/3/2001	09	785,270	49,395	
MIC GEN INS CORP	8/14/1980	7/13/1982	02, 03, 04, 05, 07	-	-	
MIC PROP & CAS INS CORP	4/30/1980	7/13/1982	03, 04, 06, 07	43,845	36,335	
MICHIGAN MILLERS MUT INS CO	10/24/1881	4/1/1914	03, 04, 06, 07	-	(300)	
MID CENTURY INS CO	12/3/1949	12/21/1954	02, 03, 04, 06, 07	2,572,767	1,372,979	
MID CONTINENT ASSUR CO	8/13/1992	3/1/2006	03, 04, 05	-	-	
MID CONTINENT CAS CO	2/26/1947	3/1/2006	03, 04, 05	286,873	62,281	



**Summary of Idaho Business  
Property and Casualty Insurers - Active 12/31/2013**

COMPANY NAME	INCORPORATED DATE	LICENSED DATE	LINES OF BUSINESS	PREMIUMS WRITTEN IDAHO	LOSSES INCURRED	COMPLAINT COUNTS AS OF 12/31/2013
MIDDLESEX INS CO	3/3/1826	9/1/2010	03, 04, 06, 07	-	-	-
MIDVALE IND CO	11/17/1970	11/3/1975	02, 03, 04, 05, 07	-	-	-
MIDWEST EMPLOYERS CAS CO	3/21/1986	9/25/1989	06, 07	356,753	770,739	-
MIDWEST FAMILY MUT INS CO	4/15/1891	6/1/2011	03, 04, 06, 07	-	-	-
MILBANK INS CO	10/21/1982	12/1/1982	03, 04, 05, 07	3,253	(2,764)	-
MILWAUKEE CAS INS CO	9/28/1973	11/1/2007	03, 04, 06, 07	861,431	581,896	-
MINNESOTA LAWYERS MUT INS CO	5/28/1981	9/24/2003	05	-	-	-
MITSUMI SUMITOMO INS CO OF AMER	3/29/2001	9/28/2001	03, 04, 06, 07	264,503	(94,537)	-
MITSUMI SUMITOMO INS USA INC	1/28/1988	12/31/1988	03, 04, 06, 07	15,181	(2,977)	-
MMIC INS INC	10/10/1980	8/8/2013	05	-	-	-
MODERN SERV INS CO	2/6/1968	10/22/1974	03, 04, 05, 07	18,348	(5,001)	-
MONTEREY INS CO	7/7/1987	10/19/2006	03, 04, 05	-	-	-
MORTGAGE GUAR INS CORP	2/20/1979	12/26/1979	09	5,515,437	5,304,494	-
MOSAIC INS CO	7/26/1971	10/27/1978	02, 03, 04, 05	-	-	-
MOTORISTS COMMERCIAL MUT INS CO	5/25/1899	9/23/1927	02, 03, 04, 06, 07	315	(6,985)	-
MOTORS INS CORP	10/23/1998	3/2/1940	03, 04, 05, 07	67,709	52,754	-
MOUNTAIN STATES IND CO	10/5/1994	6/1/2012	03, 04, 06, 07	-	-	-
MOUNTAIN STATES MUT CAS CO	7/30/1937	6/1/2012	03, 04, 06, 07	-	-	-
MOUNTAIN VALLEY IND CO	2/2/1995	8/1/2009	03, 04, 06, 07	-	-	-
MUNICH REINS AMER INC	3/15/1917	1/1/1978	02, 03, 04, 06, 07	-	-	-
MUNICIPAL ASSUR COR	8/21/2008	10/11/2013	05, 07	-	-	-
MUTUAL OF ENUMCLAW INS CO	2/17/1898	6/19/1952	03, 04, 05, 07	29,672,425	14,823,104	2
NATIONAL AMER INS CO	4/11/1919	12/23/1969	03, 04, 06, 07	37,722	161,751	-
NATIONAL AMER INS CO OF CA	10/10/1966	6/16/1987	04, 06, 03	-	(2,092)	-
NATIONAL CAS CO	12/19/1904	6/24/1908	02, 03, 04, 06, 07	5,221,690	11,370,608	1
NATIONAL CONTINENTAL INS CO	12/24/1897	12/23/1958	03, 04, 05	41,325	(60,218)	-
NATIONAL FARMERS UNION PROP & CAS	12/5/1984	10/27/1986	02, 03, 04, 06, 07	506,948	145,528	-
NATIONAL FIRE INS CO OF HARTFORD	6/4/1869	05/01/1893	02, 03, 04, 06, 07	1,651,573	1,460,056	-
NATIONAL GEN ASSUR CO	6/2/1983	1/2/1996	03, 04, 05	2,362,413	1,793,524	1
NATIONAL GEN INS CO	11/2/1966	8/18/1969	03, 05	26,040	4,138	-
NATIONAL GENERAL INS ONLINE INC	4/6/2000	2/23/2004	03, 04, 05	-	-	-
NATIONAL IND CO	4/26/1940	5/17/1949	02, 03, 04, 06, 07	2,092,016	257,777	1
NATIONAL INS ASSN	11/15/1972	4/8/1988	05	-	-	-
NATIONAL INS CO OF WI INS	7/30/1895	3/22/1996	02	-	-	-

# **Summary of Idaho Business** **Property and Casualty Insurers - Active 12/31/2013**

COMPANY NAME	INCORPORATED DATE	LICENSED DATE	LINES OF BUSINESS	PREMIUMS WRITTEN IDAHO	LOSSES INCURRED	COMPLAINT COUNTS AS OF 12/31/2013
NATIONAL INTERSTATE INS CO	2/10/1989	10/27/1992	03, 04, 06	4,149,596	1,803,854	
NATIONAL LIAB & FIRE INS CO	4/23/1957	1/23/1990	03, 04, 06, 07	221,143	(103,225)	
NATIONAL MERIT INS CO	6/20/1980	12/8/1999	03, 04, 05, 07	-	-	
NATIONAL MORTGAGE INS CORP	6/30/2009	3/11/2013	09	-	-	
NATIONAL PUBLIC FINANCE GUAR CORP	12/28/1959	2/3/1972	07	-	-	
NATIONAL SPECIALTY INS CO	11/30/1960	8/3/2004	03, 04, 06, 07	248	(1,000)	
NATIONAL SURETY CORP	9/3/1970	5/5/1972	02, 03, 04, 06, 07	1,743,347	1,570,613	
NATIONAL UNION FIRE INS CO OF PITTS	2/14/1901	5/5/1904	02, 03, 04, 06, 07	19,009,712	1,516,972	4
NATIONWIDE AFFINITY CO OF AMER	5/2/1924	10/3/1946	02, 03, 04, 06, 07	2,297,929	1,386,845	
NATIONWIDE AGRIBUSINESS INS CO	12/10/1973	10/23/1990	03, 04, 06, 07	3,604,633	673,230	1
NATIONWIDE ASSUR CO	2/13/1942	10/24/1955	05	-	-	
NATIONWIDE GEN INS CO	8/22/1957	10/1/1997	03, 05	-	-	
NATIONWIDE INS CO OF AMER	6/30/1960	4/1/1961	03, 04, 05	5,845,484	3,718,863	2
NATIONWIDE MUT FIRE INS CO	12/27/1933	10/11/1955	03, 04, 06, 07	62,801	(9,066)	
NATIONWIDE MUT INS CO	12/6/1925	10/11/1955	03, 04, 06, 07	7,680,390	2,990,547	
NATIONWIDE PROP & CAS INS CO	11/9/1979	12/30/1987	03, 04, 06, 07	-	331	
NAU COUNTRY INS CO	12/31/1985	11/30/2005	03, 04, 05	9,234,287	3,057,959	
NAVIGATORS INS CO	7/16/1981	3/7/1994	03, 04, 05, 07	1,129,290	211,675	
NCMIC INS CO	1/1/1946	4/7/1977	03, 04, 05	454,197	(87,503)	
NETHERLANDS INS CO THE	12/12/1978	12/9/1980	03, 04, 05, 07	-	-	
NEVADA GEN INS CO	12/28/1993	3/1/2012	03, 05	-	-	
NEW ENGLAND INS CO	8/25/1989	7/1/1990	03, 04, 05, 07	-	-	
NEW ENGLAND REINS CORP	12/29/1981	6/7/1983	03, 04, 05, 07	-	-	
NEW HAMPSHIRE INS CO	7/7/1869	12/15/1919	02, 03, 04, 06, 07	5,064,973	2,362,452	
NEW YORK MARINE & GEN INS CO	3/22/1972	12/30/1987	03, 04, 06, 07	186,561	7,372	
NGM INS CO	3/28/1923	1/28/2004	03, 04, 06, 07	19,592	456	
NORGUARD INS CO	8/12/1987	1/1/2004	06	-	-	
NORTH AMER ELITE INS CO	12/28/1987	10/19/2001	02, 03, 04, 06, 07	506,576	36,949	
NORTH AMER SPECIALTY INS CO	11/23/1973	10/23/1984	02, 03, 04, 06, 07	1,181,591	(77,333)	
NORTH PACIFIC INS CO	6/26/1958	6/29/1964	03, 04, 05, 07	8,127,438	2,667,150	
NORTH POINTE INS CO	10/13/1986	10/20/2004	03, 04, 05	67,656	5,407	
NORTH RIVER INS CO	6/12/1972	9/30/1972	02, 03, 04, 06, 07	294,559	142,165	
NORTHBROOK IND CO	12/20/1978	8/12/1981	02, 03, 04, 06, 07	(36)	(1)	
NORTHERN INS CO OF NY	12/6/1926	11/9/1934	03, 04, 06, 07	204,103	38,713	

## Summary of Idaho Business Property and Casualty Insurers - Active 12/31/2013

COMPANY NAME	INCORPORATED DATE	LICENSED DATE	LINES OF BUSINESS	PREMIUMS WRITTEN IDAHO	LOSSES INCURRED	COMPLAINT COUNTS AS OF 12/31/2013
NORTHLAND CAS CO	5/18/1959	11/15/1959	03, 04, 05, 07	14,966	2,010	
NORTHLAND INS CO	1/16/1948	6/15/1960	03, 04, 05, 07	3,609,480	2,508,620	
NORTHWEST DENTISTS INS CO	5/5/1989	12/4/1995	03, 04, 05, 07	197,805	-	
NOVA CAS CO	9/13/1979	4/15/1988	03, 04, 06, 07	1,149,432	482,863	
NUTMEG INS CO	11/19/1980	7/4/2011	03, 04, 06, 07	-	4,007	
OAKWOOD INS CO	9/23/1974	1/1/1975	03, 04, 05, 07	-	-	
OB1 NATL INS CO	7/28/2011	8/1/2013	06	-	-	
OCCIDENTAL FIRE & CAS CO OF NC	10/31/1961	5/29/1962	02, 03, 04, 06, 07	73,577	12,141	
ODYSSEY REINS CO	9/10/1986	11/6/1987	03, 04, 06, 07	-	-	
OHIC INS CO	2/9/1978	8/6/1982	02, 03, 04, 05, 07	-	-	
OHIO CAS INS CO	11/6/1919	9/20/1947	02, 03, 04, 06, 07	2,666,300	274,133	1
OHIO IND CO	2/11/1956	10/20/1986	04, 05, 07	258,584	65,637	
OHIO SECURITY INS CO	11/1/1950	9/23/1970	03, 04, 06, 07	6,920,997	3,590,589	2
OLD REPUBLIC GEN INS CORP	9/7/1960	11/16/1962	02, 03, 04, 06, 07	646,159	232,895	
OLD REPUBLIC INS CO	4/11/1935	1/15/1955	02, 03, 04, 06, 07	4,793,033	1,097,882	
OLD REPUBLIC SECURITY ASSUR CO	7/26/1977	11/14/1977	02, 03, 04, 05, 07	-	-	
OLD REPUBLIC SURETY CO	12/28/1981	5/16/1990	07	213,447	(5,999)	
OLD UNITED CAS CO	5/20/1988	12/29/1992	02, 03, 05	55,752	-	
ONEBEACON AMER INS CO	3/10/1971	3/31/1971	02, 03, 04, 06, 07	(3,739)	168,373	
ONEBEACON INS CO	6/1/1956	9/14/1956	03, 04, 06, 07	565	(11,022)	
OREGON AUTOMOBILE INS CO	12/28/1975	5/22/1963	03, 04, 05, 07	890,032	(167,611)	1
OREGON MUT INS CO	12/29/1894	10/28/1925	03, 04, 05, 07	18,290,428	10,295,673	2
OWNERS INS CO	5/13/1975	12/1/2005	02, 03, 04, 06, 07	5,944,816	2,493,616	2
PACIFIC COMPENSATION INS CO	1/31/2002	8/1/2008	06	-	-	
PACIFIC EMPLOYERS INS CO	7/17/1923	12/1/1942	02, 03, 04, 06, 07	(4,355)	(50,408)	
PACIFIC IND CO	1/16/1926	11/24/1927	02, 03, 04, 06, 07	590,929	74,746	
PACIFIC PIONEER INS CO	8/21/1978	5/27/1981	03, 04, 05, 07	-	-	
PACIFIC SPECIALTY INS CO	4/18/1988	4/1/1997	03, 04, 05	2,829	-	
PACIFIC STAR INS CO	8/3/1987	4/5/1991	03, 04, 05, 07	-	-	
PACO ASSUR CO INC	12/21/1994	5/21/2008	05	83,546	(34,637)	
PARTNERRE AMER INS CO	8/15/1919	6/4/1981	02, 03, 04, 05	-	-	
PARTNERRE INS CO OF NY	9/8/1989	6/15/1989	03, 04, 05, 07	-	-	
PATHFINDER INS CO	6/19/1986	6/29/1987	05	-	-	
PEACHTREE CAS INS CO	11/29/1983	1/18/2005	03, 05	-	-	

# **Summary of Idaho Business** **Property and Casualty Insurers - Active 12/31/2013**

COMPANY NAME	INCORPORATED DATE	LICENSED DATE	LINES OF BUSINESS	PREMIUMS WRITTEN IDAHO	LOSSES INCURRED	COMPLAINT COUNTS AS OF 12/31/2013
PEAK PROP & CAS INS CORP	8/16/1985	3/16/1988	03, 04, 05	-	-	-
PEERLESS IND INS CO	4/30/2002	12/31/2002	03, 04, 06, 07	-	-	-
PEERLESS INS CO	3/7/1901	8/21/1943	03, 04, 05, 07	-	-	-
PEMCO MUT INS CO	10/5/1948	8/27/2009	03, 04, 05, 07	-	-	-
PENN AMER INS CO	12/23/1975	6/1/2005	03, 04, 06, 07	156	(3,933)	-
PENN MILLERS INS CO	1/10/1887	1/8/1996	03, 04, 05	407,571	430,344	-
PENNSYLVANIA LUMBERMENS MUT INS	2/26/1895	1/2/2007	03, 04, 05, 07	321,480	160,745	-
PENNSYLVANIA MANUFACTURERS ASSOC INS	7/6/1964	5/1/2002	02, 03, 04, 06, 07	1,268,884	756,162	-
PENNSYLVANIA MANUFACTURERS IND CO	7/6/1982	7/14/1977	03, 04, 06, 07	66,111	41,906	-
PENNSYLVANIA NATL MUT CAS INS CO	1/6/1919	9/3/1974	02, 03, 04, 06, 07	550	-	-
PERMANENT GEN ASSUR CORP	9/28/1994	12/20/1991	03, 04, 05, 07	-	-	-
PETROLEUM CAS CO	10/8/1925	9/30/1969	03, 04, 06	-	-	-
PHARMACISTS MUT INS CO	10/16/1909	12/21/2001	03, 04, 06, 07	292,049	49,843	-
PHILADELPHIA IND INS CO	2/4/1927	8/2/1989	02, 03, 04, 05, 07	9,571,703	2,797,722	-
PHOENIX INS CO	6/1/1850	07/01/1880	02, 03, 04, 06, 07	1,514,894	443,452	-
PHYSICIANS INS A MUT CO	12/22/1981	12/1/1994	03, 04, 05	1,172,160	664,838	-
PIONEER SPECIALTY INS CO	8/17/1981	10/1/2011	03, 04, 06, 07	217,065	166,854	-
PLANS LIAB INS CO	5/15/1986	3/8/2007	05, 07	-	-	-
PLATTE RIVER INS CO	1/6/1972	8/13/1981	03, 04, 06, 07	127,684	3,822	-
PLAZA INS CO	7/20/1972	12/24/1986	03, 04, 05, 07	265,971	145,967	-
PMI INS CO	11/2/1994	7/31/1996	09	-	-	-
PMI MORTGAGE ASSUR CO	12/21/1966	4/26/1968	09	3,106	-	-
PMI MORTGAGE INS CO	11/10/1972	7/9/1974	09	1,574,048	204,872	-
PODIATRY INS CO OF AMER	5/23/1980	1/1/2004	05	413,285	(58,917)	-
PRAETORIAN INS CO	7/20/1979	10/4/1982	02, 03, 04, 06, 07	1,771,455	556,459	-
PREFERRED PROFESSIONAL INS CO	6/30/1976	10/9/1991	03, 04, 06	293,375	(4,570)	-
PRESERVER INS CO	12/29/1992	12/1/2009	03, 04, 06, 07	-	-	-
PROASSURANCE IND CO INC	10/1/1976	6/19/1996	02, 05	-	-	-
PRODUCERS AGRICULTURE INS CO	3/31/1977	4/6/1989	03, 05	2,831,026	3,250,622	-
PROFESSIONALS ADVOCATE INS CO	12/27/1985	3/30/2000	03, 05, 07	-	-	-
PROFESSIONALS DIRECT INS CO	6/4/1987	1/10/2008	05	-	(18,915)	-
PROGRESSIVE ADVANCED INS CO	6/5/1950	11/19/2007	03, 04, 05	-	-	-
PROGRESSIVE CAS INS CO	11/17/1956	8/22/1969	03, 04, 05, 07	-	32,469	1
PROGRESSIVE CLASSIC INS CO	9/30/1983	9/12/1988	03, 04, 05, 07	-	-	-

## Summary of Idaho Business Property and Casualty Insurers - Active 12/31/2013

COMPANY NAME	INCORPORATED DATE	LICENSED DATE	LINES OF BUSINESS	PREMIUMS WRITTEN IDAHO	LOSSES INCURRED	COMPLAINT COUNTS AS OF 12/31/2013
PROGRESSIVE DIRECT INS CO	9/29/1986	4/26/1996	03, 04, 05	21,250,583	12,071,688	3
PROGRESSIVE MAX INS CO	3/12/1937	3/1/2007	03, 04, 05	-	-	-
PROGRESSIVE NORTHERN INS CO	8/19/1980	3/19/1987	03, 04, 05	579,119	316,183	-
PROGRESSIVE NORTHWESTERN INS CO	9/24/1982	9/19/1988	03, 04, 05	40,195,432	25,928,769	9
PROGRESSIVE PREFERRED INS CO	9/24/1979	3/11/1985	03, 04, 05	-	-	-
PROGRESSIVE PREMIER INS CO OF IL	9/13/1992	12/16/2003	03, 04, 05	-	-	-
PROGRESSIVE SPECIALTY INS CO	8/4/1975	11/20/1981	03, 05, 07	-	-	-
PROGRESSIVE WEST INS CO	7/23/1970	9/25/1981	03, 04, 05, 07	-	-	-
PROPERTY & CAS INS CO OF HARTFORD	5/4/1989	10/20/1995	03, 04, 06, 07	5,734,044	3,826,162	2
PROSELECT NATL INS CO INC	3/21/1947	4/24/2014	05	-	-	-
PROTECTIVE INS CO	12/21/1954	12/12/1967	02, 03, 04, 06, 07	340,332	49,385	-
PROVIDENCE WASHINGTON INS CO	1/5/1799	06/08/1898	03, 04, 06, 07	-	-	-
PUBLIC SERV INS CO	6/24/1925	4/1/1964	03, 05	4,645	5,128	-
PXRE REINS CO	8/7/1986	4/6/1988	03, 04, 05, 07	-	-	-
QBE INS CORP	5/5/1980	6/14/1984	02, 03, 04, 05	4,680,693	2,103,045	-
QBE REINS CORP	2/24/1964	6/29/1979	03, 04, 05, 07	-	-	-
QUANTA IND CO	5/17/1968	11/26/1968	02, 03, 04, 06, 07	-	(8,654)	-
R&Q REINS CO	2/26/1971	1/1/1909	02, 03, 04, 07	-	-	-
RADIAN ASSET ASSUR INC	12/31/1985	9/9/1991	07	-	-	-
RADIAN GUAR INC	9/23/1976	5/20/1980	09	7,263,615	5,764,341	-
RADIAN MORTGAGE ASSUR INC	6/18/1974	11/23/1981	09	-	-	-
RAMPART INS CO	9/13/1979	12/22/1992	03, 04, 06, 07	-	-	-
RED ROCK INS CO	3/7/1985	10/26/1995	03, 04, 06, 07	-	767	-
RED SHIELD INS CO	2/9/1979	8/12/1988	03, 04, 05, 07	819,353	239,308	1
REDWOOD FIRE & CAS INS CO	1/27/1970	2/10/1983	03, 04, 06, 07	266,925	24,319	-
REGENT INS CO	1/22/1963	10/27/1992	03, 04, 06, 07	638,085	427,752	-
REPUBLIC IND CO OF AMER	12/5/1972	4/10/1995	02, 03, 04, 06, 07	9,772	-	-
REPUBLIC IND CO OF CA	10/13/1982	4/10/1995	02, 03, 04, 06, 07	17,484	5,959	-
REPUBLIC MORTGAGE INS CO	12/7/1972	11/1/1984	09	1,046,690	518,451	-
REPUBLIC MORTGAGE INS CO OF FL	12/16/1974	5/20/2003	09	-	-	-
REPUBLIC MORTGAGE INS OF NC	3/13/1973	11/26/2002	09	-	-	-
REPWEST INS CO	2/28/1973	6/29/1981	02, 03, 04, 06, 07	205,522	(211,227)	-
RESPONSE INS CO	5/26/1983	12/23/1985	05	-	-	-
RESPONSE WORLDWIDE INS CO	9/27/1979	12/31/1979	05	-	(1,086)	-

# **Summary of Idaho Business** **Property and Casualty Insurers - Active 12/31/2013**

COMPANY NAME	INCORPORATED DATE	LICENSED DATE	LINES OF BUSINESS	PREMIUMS WRITTEN IDAHO	LOSSES INCURRED	COMPLAINT COUNTS AS OF 12/31/2013
RIVERPORT INS CO	12/22/1989	9/1/2006	03, 04, 06, 07	248,471	144,725	
RLI IND CO	1/28/1987	10/10/1996	02, 03, 04, 05, 07	-	(46)	
RLI INS CO	6/4/1959	4/20/1972	02, 03, 04, 06, 07	1,526,840	209,527	
ROCHE SURETY & CAS CO INC	3/27/1981	12/7/2005	07	32,222	-	
ROCKWOOD CAS INS CO	9/13/1990	4/1/2007	03, 04, 06, 07	-	(9,517)	
ROCKY MOUNTAIN FIRE & CAS CO	4/2/1959	11/5/1959	03, 04, 05	130,276	41,555	
RSUI IND CO	6/16/1977	5/7/1980	03, 04, 05	901,387	154,234	
RURAL COMM INS CO	4/3/1980	1/19/1983	03, 05	15,181,539	10,150,530	
RVI AMER INS CO	7/18/1883	1/1/1909	02, 03, 04, 05, 07	-	-	
SAFECO INS CO OF AMER	9/2/1953	9/17/1953	03, 04, 06, 07	7,914,263	3,553,242	2
SAFECO INS CO OF IL	8/29/1980	7/31/1984	03, 04, 06	72,346,641	35,047,875	17
SAFECO INS CO OF IN	3/25/1971	4/5/1972	03, 04, 05	-	-	
SAFECO NATL INS CO	9/11/1972	1/5/1991	05	-	(32)	
SAFETY FIRST INS CO	5/22/2001	9/1/2007	06, 07	31,251	13,498	
SAFETY NATL GAS CORP	11/28/1942	9/15/1987	02, 03, 04, 06, 07	1,095,891	407,901	
SAFEWAY INS CO	8/28/1962	3/21/2008	05	-	-	
SAGAMORE INS CO	12/15/1981	2/4/2002	02, 03, 04, 06, 07	534,419	1,357,238	
SAMSUNG FIRE & MARINE INS CO LTD	1/26/1952	11/1/2011	03, 04, 06, 07	15,469	4,000	
SAN FRANCISCO REINS CO	5/25/1956	1/14/1982	02, 03, 04, 05, 07	-	-	
SCOR REINS CO	11/8/1984	9/30/1985	02, 03, 04, 06, 07	-	-	
SCOTTSDALE IND CO	11/14/1984	12/29/1992	03, 05	494,239	(12,279)	
SEABRIGHT INS CO	7/26/1986	12/17/1987	02, 03, 04, 06, 07	(62,532)	209,028	
SEATON INS CO	4/1/1901	7/5/1905	02, 03, 04, 06, 07	-	6,627	
SEAWORTHY INS CO	11/1/1989	12/23/2008	04	125,119	45,980	
SECURA INS A MUT CO	3/1/1900	11/1/2007	03, 04, 06, 07	-	-	
SECURA SUPREME INS CO	11/30/1995	11/1/2007	03, 04, 06, 07	-	-	
SECURIAN CAS CO	1/18/1994	6/13/2007	03, 05	1,136,412	402,457	
SECURITY NATL INS CO	7/7/1924	11/3/1992	03, 04, 06, 07	418,695	94,576	
SELECT INS CO	3/31/1955	8/29/1968	03, 04, 05, 07	-	(519)	
SELECT MARKETS INS CO	6/14/1963	3/12/1964	02, 03, 04, 06, 07	-	-	
SELECTIVE INS CO OF NY	1/1/1985	5/31/1983	03, 04, 06, 07	134,511	(1)	
SENECA INS CO INC	3/29/1978	7/1/1978	03, 04, 06, 07	407,808	400,365	
SENTINEL INS CO LTD	7/6/1999	2/4/2004	03, 04, 06, 07	6,699,137	3,830,743	
SENTRIITY CAS CO	1/10/2007	8/27/2010	04, 05, 07	-	-	

## Summary of Idaho Business Property and Casualty Insurers - Active 12/31/2013

COMPANY NAME	INCORPORATED DATE	LICENSED DATE	LINES OF BUSINESS	PREMIUMS WRITTEN	LOSSES INCURRED	COMPLAINT COUNTS AS OF 12/31/2013
SENTRY CAS CO	7/23/1973	9/21/2004	02, 03, 04, 06, 07	950,403	2,224,719	
SENTRY INS A MUT CO	12/19/1913	1/7/1927	02, 03, 04, 06, 07	654,030	69,748	
SENTRY SELECT INS CO	8/1/1929	11/3/1982	02, 03, 04, 06, 07	1,758,897	545,697	1
SEQUOIA IND CO	2/2/2004	2/1/2009	03, 04, 06, 07	-	-	
SEQUOIA INS CO	4/10/1946	9/14/2004	03, 04, 06, 07	146,094	618,009	
SERVICE INS CO	12/16/1977	2/5/2004	03, 04, 05, 07	1,714	-	
SIRIUS AMER INS CO	9/13/1979	12/8/1987	02, 03, 04, 05, 07	-	(7,052)	
SOMPO JAPAN INS CO OF AMER	8/9/1962	12/13/1982	03, 04, 06, 07	429,259	40,818	
SOUTHERN INS CO	12/2/1947	11/15/1960	03, 04, 05	-	-	
SOUTHWEST MARINE & GEN INS CO	7/26/2005	10/10/2008	07	2,000	172	
SPARTA INS CO	2/10/1923	9/9/1926	02, 03, 04, 06, 07	3,407,563	1,717,663	
SPRINGFIELD INS CO INC	5/9/1988	2/1/2009	03, 04, 06, 07	9,024	-	
ST PAUL FIRE & MARINE INS CO	4/20/1925	5/2/1928	02, 03, 04, 06, 07	813,138	(514,374)	
ST PAUL GUARDIAN INS CO	4/6/1970	6/9/1972	02, 03, 04, 06, 07	13,313	(32,380)	
ST PAUL MERCURY INS CO	8/27/1964	11/14/1967	02, 03, 04, 06, 07	141,294	1,034,460	
ST PAUL PROTECTIVE INS CO	12/30/1931	5/9/1947	02, 03, 04, 06, 07	9,432	(6,866)	1
STANDARD FIRE INS CO	7/6/1905	2/14/1912	02, 03, 04, 06, 07	874,651	172,499	1
STANDARD GUAR INS CO	8/29/1960	12/30/1983	03, 04, 02, 05	3,400,023	638,732	
STAR INS CO	8/26/1985	10/7/1988	02, 03, 04, 06, 07	290,849	20,480	
STARNET INS CO	6/11/1998	3/20/2000	02, 03, 04, 06, 07	1,461,531	(229,566)	
STARR IND & LIAB CO	4/15/1919	6/30/1980	02, 03, 04, 06, 07	3,028,955	1,348,180	2
STATE AUTO PROP & CAS INS CO	1/25/1950	3/1/2012	03, 04, 06, 07	-	-	
STATE AUTOMOBILE MUT INS CO	8/15/1921	2/1/2006	03, 04, 06, 07	-	-	
STATE FARM FIRE & CAS CO	6/12/1935	8/29/1952	03, 04, 06, 07	69,780,398	33,207,123	12
STATE FARM MUT AUTO INS CO	3/29/1922	4/1/1929	02, 04, 05	98,368,970	57,201,261	12
STATE NATL INS CO INC	8/1/1984	12/19/1994	03, 04, 06	561,158	(115,620)	
STILLWATER INS CO	4/26/1990	4/22/2008	03, 04, 05, 07	-	-	
STILLWATER PROP & CAS INS CO	6/7/1971	6/14/1988	03, 04, 05, 07	214,092	28,982	
STONEBRIDGE CAS INS CO	11/15/1957	7/25/1974	02, 03, 04, 05, 07	806,371	505,600	2
STONEWALL INS CO	2/10/1866	8/28/1962	03, 04, 05, 07	26,451	57,317	
STONEWOOD NATL INS CO	2/6/1974	9/29/1980	02, 03, 04, 05	-	-	
STONINGTON INS CO	2/2/1938	4/8/1988	03, 04, 06, 07	10,367	(12,522)	
STRATFORD INS CO	12/28/1981	8/22/1988	03, 04, 05	31,590	4,301	
SUBLIMITY INS CO	11/10/1897	1/25/1991	03, 05, 07	3,054,514	1,649,316	1

## Summary of Idaho Business Property and Casualty Insurers - Active 12/31/2013

COMPANY NAME	INCORPORATED DATE	LICENSED DATE	LINES OF BUSINESS	PREMIUMS WRITTEN IDAHO	LOSSES INCURRED	COMPLAINT COUNTS AS OF 12/31/2013
SUECIA INS CO	5/29/1980	6/20/1985	02, 03, 04, 05, 07	-	-	-
SUN SURETY INS CO	4/20/1998	11/11/2001	07	148,147	132,500	1
SURETEC INS CO	6/19/1998	7/22/2008	07	100,190	5,544	-
SURETY BONDING CO OF AMER	2/27/1992	12/23/1999	05, 07	-	-	-
SWISS REINS AMER CORP	7/26/1940	11/18/1960	02, 03, 04, 05, 07	-	-	-
SYNCORA GUAR INC	7/25/1991	11/5/1992	07	-	-	-
T H E INS CO	4/10/1969	4/23/1996	03, 04, 06, 07	1,080,887	596,465	-
TEACHERS INS CO	3/2/1971	4/16/1973	02, 03, 04, 05, 07	188,934	53,419	-
TECHNOLOGY INS CO INC	6/14/1991	3/4/1996	02, 03, 04, 06, 07	132,416	(37,448)	-
THE CINCINNATI IND CO	5/19/1988	1/1/1998	03, 04, 06, 07	3,961,229	1,170,314	-
THE TRAVELERS CAS CO	12/10/1982	9/6/1983	03, 04, 06, 07	-	1,099	-
TIG INS CO	3/8/1911	7/6/1932	02, 03, 04, 06, 07	-	4,689,521	-
TITAN IND CO	1/18/1984	4/20/1989	03, 04, 05, 07	-	-	-
TNUS INS CO	2/11/2004	7/1/2004	03, 04, 05, 07	-	-	-
TOKIO MARINE AMER INS CO	8/13/1998	8/1/2012	02, 03, 04, 06, 07	352,134	162,627	-
TORUS NATL INS CO	11/6/1944	7/1/1947	03, 04, 06, 07	251,003	167,927	-
TOWER INS CO OF NY	6/20/1989	3/1/2007	03, 04, 06, 07	7,635,434	4,742,081	-
TOYOTA MOTOR INS CO	9/3/1909	12/10/1952	03, 04, 05, 07	402,770	175,378	-
TRANS PACIFIC INS CO	1/21/1982	6/24/1983	03, 04, 06, 07	174,141	210,343	-
TRANSATLANTIC REINS CO	10/29/1952	3/22/1978	02, 03, 04, 06	-	-	-
TRANSGUARD INS CO OF AMER INC	6/18/1987	1/12/1998	03, 04, 06, 07	273,598	104,960	-
TRANSPORT INS CO	5/25/1976	12/21/1976	03, 04, 06, 07	-	-	-
TRANSPORTATION INS CO	2/11/1938	7/10/1951	02, 03, 04, 06, 07	765,117	196,121	-
TRAVCO INS CO	7/24/1991	10/10/1995	03, 04, 05	-	-	-
TRAVELERS CAS & SURETY CO	5/1/1883	1/1/1965	02, 03, 04, 06, 07	790,479	137,632	-
TRAVELERS CAS & SURETY CO OF AMER	7/18/1974	8/16/1988	02, 03, 04, 06, 07	7,147,843	201,352	-
TRAVELERS CAS CO OF CT	1/3/1990	2/11/1991	03, 04, 06, 07	-	131	-
TRAVELERS CAS INS CO OF AMER	8/12/1971	4/12/1978	03, 04, 06, 07	3,496,119	1,877,907	3
TRAVELERS COMMERCIAL CAS CO	5/20/1981	12/17/1984	02, 03, 04, 06, 07	-	-	-
TRAVELERS COMMERCIAL INS CO	1/3/1990	2/11/1991	03, 04, 06, 07	1,475,661	957,505	-
TRAVELERS CONSTITUTION STATE INS CO	12/10/1982	9/6/1983	03, 04, 06, 07	-	(91)	-
TRAVELERS HOME & MARINE INS CO	7/24/1991	10/10/1995	03, 04, 05	12,799,872	7,139,220	4
TRAVELERS IND CO	3/25/1903	8/11/1923	02, 03, 04, 06, 07	7,636,487	(107,263)	1
TRAVELERS IND CO OF AMER	1/2/1946	5/13/1968	03, 04, 06, 07	3,054,615	874,989	1



# **Summary of Idaho Business** **Property and Casualty Insurers - Active 12/31/2013**

COMPANY NAME	INCORPORATED DATE	LICENSED DATE	LINES OF BUSINESS	PREMIUMS WRITTEN IDAHO	LOSSES INCURRED	COMPLAINT COUNTS AS OF 12/31/2013
TRAVELERS IND CO OF CT	5/1/1859	12/28/1966	02, 03, 04, 06, 07	2,669,627	728,542	2
TRAVELERS PROP CAS CO OF AMER	7/29/1971	4/1/1973	03, 04, 06, 07	17,585,069	4,097,056	1
TRAVELERS PROP CAS INS CO	1/3/1990	3/21/1991	03, 04, 05	-	-	-
TRENWICK AMER REINS CORP	8/24/1984	1/1/1985	03, 04, 05, 07	-	-	-
TRI STATE INS CO OF MN	4/1/1974	3/1/2008	02, 03, 04, 06, 07	41,861	(1,184)	-
TRINITY UNIVERSAL INS CO	1/26/1926	9/9/1992	03, 04, 06, 07	7,678,529	4,364,585	3
TRITON INS CO	3/25/1982	12/23/1985	02, 03, 04, 05, 07	176,506	36,654	-
TRUCK INS EXCH	2/5/1935	4/1/1935	02, 03, 04, 06, 07	7,283,740	2,569,748	-
TRUMBULL INS CO	10/10/1986	11/8/1995	03, 04, 06, 07	540,074	240,254	-
TWIN CITY FIRE INS CO CO	3/5/1987	7/1/1987	02, 03, 04, 06, 07	6,004,752	3,374,844	-
UMIA INS INC	11/22/1978	1/3/1991	05	488,564	580,110	-
UNDERWRITER FOR THE PROFESSIONS INS	9/5/1989	6/14/2001	05	-	-	-
UNIGARD IND CO	11/8/1972	5/31/1991	03, 04, 06, 07	24,013	(65,022)	-
UNIGARD INS CO	9/29/1960	12/23/1960	02, 03, 04, 06, 07	9,378,311	4,414,486	3
UNION INS CO	3/21/1973	7/13/1982	03, 04, 06, 07	146,797	24,841	-
UNIONE ITALIANA REINS CO OF AMER	8/24/1978	12/8/1983	03, 04, 05, 07	-	-	-
UNITED FINANCIAL CAS CO	6/13/1984	6/27/1995	03, 04, 05	10,767,052	8,223,205	2
UNITED FIRE & CAS CO	1/2/1946	10/29/1980	03, 04, 05, 07	2,728,602	3,326,858	-
UNITED GUAR CREDIT INS CO	6/9/1981	8/6/1982	05	-	-	-
UNITED GUAR MORTGAGE IND CO	6/12/1972	9/25/1981	09	-	-	-
UNITED GUAR RESIDENTIAL INS CO	11/27/1963	11/9/1964	09	3,486,744	1,043,981	-
UNITED GUAR RESIDENTIAL INS CO OF NC	4/5/1963	5/14/1980	05	-	-	-
UNITED HERITAGE PROP & CAS CO	4/1/1908	4/21/1908	03, 05	18,021,017	11,075,955	6
UNITED NATL SPECIALTY INS CO	2/2/1961	4/24/2001	03, 04, 06, 07	-	-	-
UNITED SECURITY INS CO	1/22/1946	11/28/2007	03, 04, 05, 07	-	-	-
UNITED SERV AUTOMOBILE ASSN	6/20/1922	10/31/1962	03, 04, 05	23,763,435	13,833,445	-
UNITED STATES FIDELITY & GUAR CO	3/19/1896	06/20/1899	02, 03, 04, 06, 07	246,947	144,231	-
UNITED STATES FIRE INS CO	4/1/1824	12/29/2003	02, 03, 04, 06, 07	1,555,823	534,124	-
UNITED STATES LIAB INS CO	4/12/1867	2/5/1965	03, 04, 05, 07	1,003,159	37,953	-
UNITED WI INS CO	9/11/1957	4/16/1991	02, 06	117,582	66,026	-
UNITRIN AUTO & HOME INS CO	10/15/1996	12/31/1996	03, 04, 05, 07	-	-	-
UNITRIN PREFERRED INS CO	9/28/1942	12/8/1999	03, 04, 05, 07	-	-	-
UNITRIN SAFEGUARD INS CO	1/25/1982	3/21/1991	03, 04, 05	-	(90)	-
UNIVERSAL FIRE & CAS INS CO	2/4/1976	11/4/2005	07	47,854	-	-

## Summary of Idaho Business Property and Casualty Insurers - Active 12/31/2013

COMPANY NAME	INCORPORATED DATE	LICENSED DATE	LINES OF BUSINESS	PREMIUMS WRITTEN	LOSSES INCURRED	COMPLAINT COUNTS AS OF 12/31/2013
UNIVERSAL SURETY CO	5/1/1947	6/4/1981	07	-	-	-
UNIVERSAL SURETY OF AMER	5/14/1984	5/13/1997	05, 07	10,410	400	
UNIVERSAL UNDERWRITERS INS CO	1/25/1982	11/30/1982	02, 03, 04, 06, 07	3,106,980	2,041,795	
UNIVERSAL UNDERWRITERS OF TX INS	8/28/1981	5/24/2006	03, 04, 05, 07	783,727	26,627	
US SPECIALTY INS CO	10/28/1986	4/15/1988	02, 03, 04, 06, 07	720,176	221,239	
US UNDERWRITERS INS CO	10/22/1992	9/20/2013	03, 04, 05, 07	-	-	
USAA CAS INS CO	7/16/1990	12/31/1990	03, 04, 05	17,169,564	9,631,688	5
USAA GEN IND CO	6/23/1972	12/24/1974	03, 04, 05	6,573,967	3,887,281	
UTICA MUT INS CO	2/13/1914	12/29/1959	03, 04, 06, 07	289,285	125,124	
VALIANT INS CO	6/1/1973	11/26/1974	03, 04, 05, 07	-	-	
VALLEY FORGE INS CO	4/28/1944	9/2/1957	02, 03, 04, 06, 07	1,086,817	(379,526)	
VALLEY INS CO	11/10/1982	10/21/1991	03, 04, 05, 07	-	(6,304)	
VANLINER INS CO	4/16/1953	9/24/1968	03, 04, 06	397,481	311,992	
VERLAN FIRE INS CO MD	1/1/2009	9/27/2010	03, 04, 05	11,114	-	
VICTORIA FIRE & CAS CO	7/11/1983	7/1/1996	03, 05	-	-	
VIGILANT INS CO	7/17/1939	9/9/1953	02, 03, 04, 06, 07	4,888,708	3,692,726	
VIKING INS CO OF WI	8/10/1971	10/11/1977	02, 05	16,128,337	10,380,011	5
VIRGINIA SURETY CO INC	1/7/1982	6/30/1982	02, 03, 04, 06, 07	741,281	78,628	
WARNER INS CO	6/28/1985	11/15/1991	02	-	-	
WASHINGTON CAS CO	6/21/1990	11/28/1986	05	572,309	471,542	
WASHINGTON INTL INS CO	2/3/1976	12/19/1994	03, 04, 05	23,451	(1,509)	
WAUSAU BUSINESS INS CO	12/27/1907	1/17/1991	02, 03, 04, 06, 07	235,682	(42,936)	
WAUSAU UNDERWRITERS INS CO	9/27/1979	11/2/1992	03, 04, 06, 07	1,522,179	1,056,046	
WESCO INS CO	12/12/1962	12/31/1979	02, 03, 04, 06, 07	318,838	59,745	
WEST AMER INS CO	9/6/1991	8/16/1988	02, 03, 04, 06, 07	2,347,213	1,617,681	
WESTCHESTER FIRE INS CO	5/27/1971	1/18/1996	03, 04, 06, 07	1,555,051	399,298	
WESTERN AGRIC INS CO	10/15/1971	4/1/1973	03, 04, 06, 07	11,985	13,232	
WESTERN COMM INS CO	4/4/1980	8/22/1980	03, 04, 05, 07	23,347,802	11,652,088	4
WESTERN GEN INS CO	8/11/1971	8/18/1980	02, 03, 04, 06, 07	-	-	
WESTERN NATL ASSUR CO	6/28/1957	9/8/2004	03, 05	374,245	232,737	
WESTERN NATL MUT INS CO	5/6/1915	10/15/1957	02, 03, 04, 06, 07	849	59	
WESTERN PROFESSIONAL INS CO	5/8/1998	6/15/2011	03, 04, 06, 07	-	-	
WESTERN PROTECTORS INS CO	5/27/1987	6/15/2001	03, 04, 05	458,694	248,533	
WESTERN SURETY CO	7/16/1900	12/6/1994	03, 05	1,937,451	(12,110)	

## Summary of Idaho Business Property and Casualty Insurers - Active 12/31/2013

COMPANY NAME	INCORPORATED DATE	LICENSED DATE	LINES OF BUSINESS	PREMIUMS WRITTEN IDAHO	LOSSES INCURRED	COMPLAINT COUNTS AS OF 12/31/2013
WESTERN UNITED INS CO	6/25/1987	8/27/1958	05, 07	2,124,242	1,319,970	
WESTFIELD INS CO	7/12/1929	4/24/1969	03, 04, 06, 07	56,396	(44,924)	
WESTFIELD NATL INS CO	4/11/1968	3/1/2013	03, 04, 06	-	-	
WESTPORT INS CORP	3/13/1981	9/30/1981	02, 03, 04, 06, 07	1,955,879	(353,024)	
WHITE PINE INS CO	7/9/1969	8/30/2013	03, 04, 05	-	-	
WILLIAMSBURG NATL INS CO	9/18/1986	5/1/1998	03, 04, 06, 07	55,751	404	
WILSHIRE INS CO	9/6/1985	7/7/1987	02, 03, 04, 05, 07	562,386	465,725	
WOODRIDGE INS CO	7/28/1986	9/11/1995	02, 03, 04, 05	-	-	
WORK FIRST CAS CO	2/19/1936	9/15/1987	03, 04, 06	462,742	285,929	
WORKERS COMP EXCH	1/1/1919	1/1/1919	06	2,243,387	1,467,298	
WORKMENS AUTO INS CO	8/1/1949	6/10/1981	03, 05, 07	51,644	42,775	
WRIGHT NATL FLOOD INS CO	11/7/2002	7/12/2011	03	357,301	1,563	
WRM AMER IND CO INC	7/26/1991	6/7/1996	03, 04, 05, 07	-	-	
X L INS CO OF NY	9/23/1994	10/21/1966	03, 04, 06, 07	-	-	
XL INS AMER INC	11/10/1945	7/1/2012	03, 04, 06, 07	2,939,412	1,098,836	
XL REINS AMER INC	5/6/1929	7/25/1938	02, 03, 04, 05, 07	-	-	
XL SPECIALTY INS CO	11/14/1979	10/19/1995	03, 04, 06, 07	3,411,861	8,644,122	
YORK INS CO	8/3/1955	5/14/1973	03, 04, 05	-	-	
YOSEMITE INS CO	1/16/1964	1/10/1967	03, 04, 05, 07	402,578	44,765	
ZALE IND CO	6/27/1973	1/18/2006	02, 03, 04, 05	6,556	(105)	
ZENITH INS CO	3/2/1949	6/1/1983	03, 04, 06, 07	33,727	20,387	
ZURICH AMER INS CO	6/3/1998	12/31/1998	02, 03, 04, 06, 07	12,739,977	10,499,806	
ZURICH AMER INS CO OF IL	10/11/1973	6/27/1985	03, 04, 06, 07	248,346	44,693	

### Lines of Business Code

- 02 - DISABILITY - EXCLUDING MANAGED CARE
- 03 - PROPERTY
- 04 - MARINE & TRANSPORTATION
- 05 - CASUALTY - EXCLUDING WORKER'S COMPENSATION
- 06 - CASUALTY - INCLUDING WORKER'S COMPENSATION
- 07 - SURETY
- 09 - MORTGAGE GUARANTY
- 10 - WORKER'S COMPENSATION ONLY
- 99 - SHARE & DEPOSIT