


# **Idaho**

## **Department of Insurance**

### **2014 Annual Report**



**For the Year Ended December 31, 2014**

**C.L. "Butch" Otter**  
**Governor**

**Dean L. Cameron**  
**Director**

*State of Idaho*  
**DEPARTMENT OF INSURANCE**

C.L. "BUTCH" OTTER  
Governor

700 West State Street, 3rd Floor  
P.O. Box 83720  
Boise, Idaho 83720-0043  
Phone (208)334-4250  
fax# (208) 334-4398  
<http://www.doi.idaho.gov>

DEAN L. CAMERON  
Director

September 14, 2015

Honorable C.L. "Butch" Otter  
Governor, State of Idaho  
Statehouse  
Boise, ID 83720

Dear Governor Otter:

As Director of the Department of Insurance, I am pleased to submit to you the Annual Report for the calendar year 2014 as required by Section 41-216, Idaho Code. The statistics in this report are compiled from the December 31, 2014, annual statements filed with the Department by insurance companies licensed in Idaho.

The Department of Insurance has a long tradition of fair and consistent enforcement of the insurance laws of Idaho. The responsibility of regulating the insurance marketplace in Idaho is a challenging task that includes providing a competitive environment for companies doing business in our state while being ever mindful of the Department's ultimate goal of protecting Idaho's consumers.

I wish to commend and thank the Department's knowledgeable, dedicated, and professional staff. The good work they do is accomplished in many forms each day and provides superior service for the citizens of Idaho.

Thank you for your continued support of our Department.

Respectfully submitted,

A handwritten signature in dark ink, reading "Dean L. Cameron" with a long, sweeping horizontal line extending to the right.

Dean L. Cameron  
Director



# ***Table of Contents***

<b>Administration.....</b>	<b>1</b>
Department Main and Regional Office Addresses and Phone Numbers.....	1
Department of Insurance Directors.....	2
Organizational Chart.....	3
Summary of Administrative Orders.....	4
Litigation Pending During 2014.....	4
Summary of Legislative Changes Enacted in 2014.....	5
Rules Adopted .....	7
Bulletins Issued .....	7
Idaho Immunization Assessment Board.....	8
Department Fund Sources.....	9
Department Fund Applications.....	10
Schedule of Receipts and Disbursements.....	11
 <b>State Fire Marshal.....</b>	 <b>17</b>
 <b>Consumer Services.....</b>	 <b>19</b>
SHIBA Program .....	19
Consumer Affairs.....	20
Fraud Investigations .....	21
 <b>Company Activities.....</b>	 <b>23</b>
Examinations & Analysis .....	23
Premium Tax .....	30
Producer Licensing .....	34
Continuing Education.....	34
 <b>Product Review.....</b>	 <b>35</b>
Rates and Forms.....	35
 <b>Summary of Annual Statements.....</b>	 <b>37</b>
Idaho Experience and Market Share of Top 20 Stock and Mutual Companies by Line of Business - 2014.....	39
Summary of Financial Condition as of December 31, 2014.....	70
Summary of Idaho Business for Calendar Year 2014.....	112





# ***Administration***

## *Department of Insurance Mission Statement*

*The mission of the  
Department of Insurance is  
to equitably, effectively and  
efficiently administer the  
Idaho Insurance Code and the  
International Fire Code.*

### **Main Office:**

700 West State Street  
P.O. Box 83720  
Boise, ID 83720-0043  
Phone: 208-334-4250  
Fax Numbers:  
Main: 208-334-4398  
Consumer Affairs/SHIBA: 208-334-4389  
Fire Marshal: 208-334-4375

### **Regional Offices:**

Fire Marshal Regional Office  
1820 East 17th Street, Suite 220  
Idaho Falls, ID 83404  
Fire Prevention: 208-525-7022  
Fire Investigation: 208-525-7209  
Fax: 208-525-7066

Fire Marshal Regional Office  
Moscow, ID 83843  
Fire Prevention/Investigation: 208-882-2368  
Fax: 208-882-5419

Consumer Affairs/SHIBA Regional Office  
353 North 4th, Suite 200  
Pocatello, ID 83201  
Consumer Affairs: 208-236-6411  
SHIBA: 1-800-488-5764 / 208-236-6044  
Fax: 208-236-6351

Consumer Affairs/SHIBA/Fire Marshal Regional Office  
2005 Ironwood Parkway, Suite 143  
Coeur d'Alene, ID 83814  
Consumer Affairs: 208-666-6850  
Fire Investigation: 208-769-1447  
SHIBA: 1-800-488-5725 / 208-666-6847  
Fax: 208-666-6767

### **Toll-free Numbers:**

Consumer Assistance  
1-800-721-3272

Producer Helpline  
1-800-721-3272

Senior Health Insurance (SHIBA) Helpline  
1-800-247-4422

Arson Reporting Hotline  
1-877-752-7766

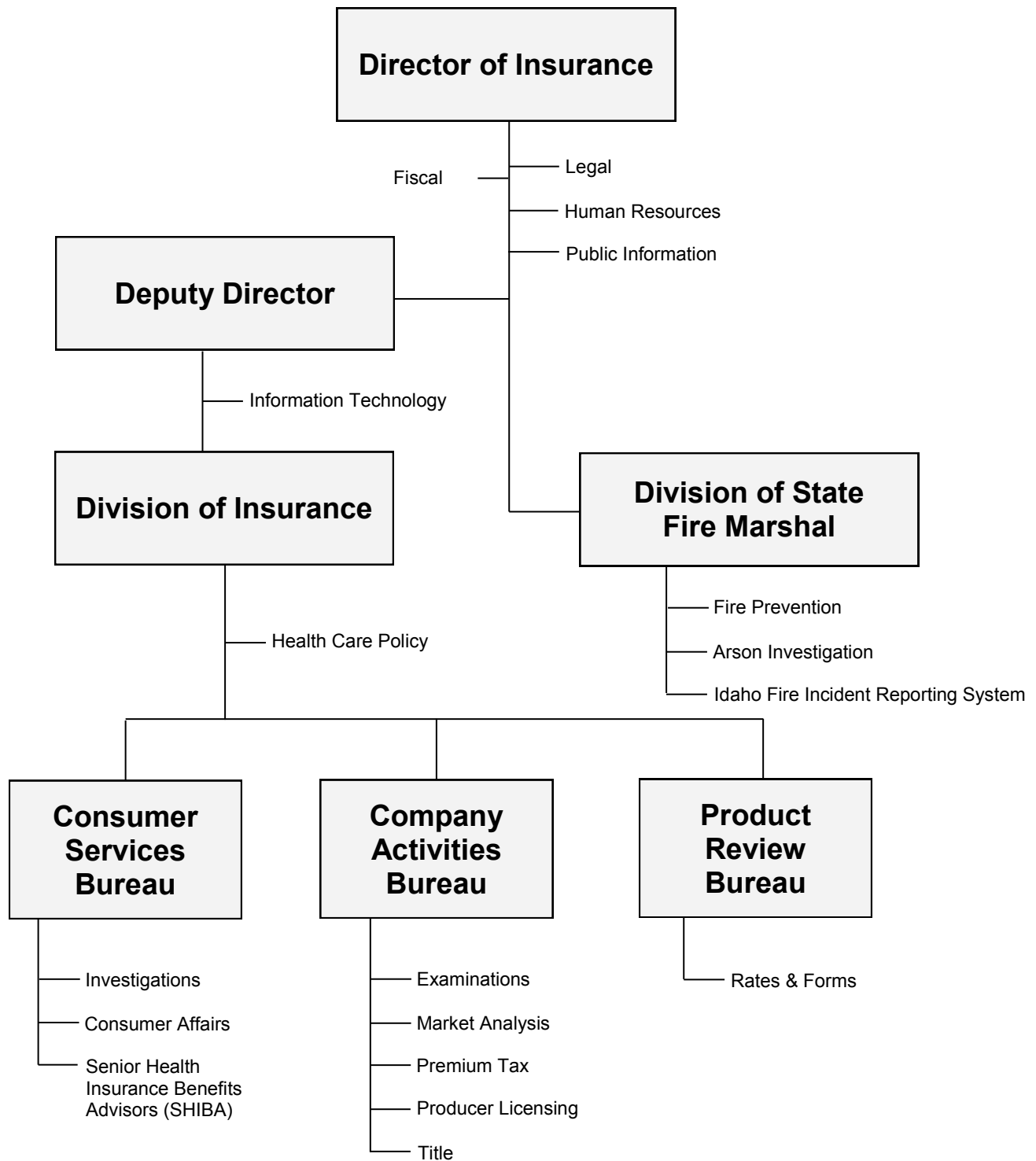
Fraud Reporting Hotline  
1-866-939-7226

**Website:** <http://www.doi.idaho.gov>

## ***Department of Insurance Directors***

<b>Director</b>	<b>Term of Office</b>
Lucius C. Rice .....	1900
P. M. Davis .....	1901-1902
John H. Myer .....	1903-1904
Edward L. Liggett.....	1904-1905
C. D. Goaslind .....	1906-1909
I. C. Hattabaugh .....	1910-1911
E. F. Van Valkenburg .....	1912-1913
George F. Steele.....	1914-1916
W. R. Hyatt .....	1917-1918
Howard J. Brace .....	1919-1922
D. C. Neifert .....	1923-1929
W. H. Bakes .....	1930-1937
T. M. Walrath .....	1938-1940
Joel Jenifer .....	1941-1942
Howard Cullimore .....	1943-1944
Edward B. McMonigle.....	1945-1947
James Hubbard .....	1948-1950
Leo O'Connell .....	1951-1967
John R. Blaine .....	1967-1972
Robert Hay .....	1972-1973
Monroe C. Gollaher .....	1974-1980
Trent M. Woods .....	1980-1984
Wayne L. Soward .....	1984-1987
Anthony J. Fagiano.....	1987-1991
George J. Neumayer .....	1991
Harry C. Walrath .....	1991-1994
James M. Alcorn .....	1994-1995
John Michael Brassey .....	1995
James M. Alcorn .....	1995-1998
Mary L. Hartung .....	1998-2004
Gary L. Smith.....	2004-2006
Shad Priest .....	2006
William W. Deal .....	2007-2014

## Organizational Chart



## ***Summary of Administrative Orders***

### **Producers**

License Suspended .....	3
License Revoked .....	12
License Denied .....	7
Penalty Only .....	4
Other Orders .....	5

### **Insurers & Self-funded Plans**

Certificate of Authority Suspended .....	19
Certificate of Authority Revoked .....	2
Certificate of Authority Reinstated .....	0
Block Non-Renewal and/or Withdrawal .....	18
Worker's Compensation Rate Deviation .....	21
Market Conduct Enforcement Orders .....	3
Orders Adopting Report of Examination .....	2
Other Orders .....	2

### **Others** (e.g., title insurance agencies, adjusters, TPAs, RRGs)

License Suspended, Revoked or Denied.....	1
Penalty Only .....	0
Other Orders .....	0

## ***Litigation Pending During 2014***

### **Domestic Receiverships**

*In the Matter of the Liquidation of Old Standard Life Insurance Co., Case No. CV OC 0401574D*

### **Ancillary Receiverships**

*State of Idaho, Department of Insurance v. Mission Insurance Company Trust, Case No. 88616*  
*State of Idaho v. Commercial Compensation Casualty Company, Case No. OC 03 03337D*  
*In the Matter of the Ancillary Liquidation of Wasatch Crest Mutual Insurance Company, Case No. CV OT 0810442*



## ***Summary of Legislative Changes Enacted in 2014 Impacting the Department of Insurance or the Insurance Industry***

### **Department of Insurance Legislation**

The following insurance-related bills were enacted and took effect July 1, 2014, unless otherwise noted.

**House Bill 358** – This legislation amends Title 41, Chapter 54, Idaho Code, dealing with Risk Based Capital (RBC) to align Idaho law with NAIC Model RBC Laws. Specifically, it revises definitions to include fraternal benefit societies and hospital and professional service corporations licensed by the Director of the Department of Insurance as entities subject to the RBC report filing requirement. It broadens the scope of the existing early warning trigger for a life insurance company and newly added health organization to file an RBC plan with the Director when there is a negative trend. The legislation also clarifies the confidential nature and privacy protection of RBC reports and related information filed with the Director by insurance companies and other entities. (Effective January 1, 2015.)

### **Other Insurance-Related Legislation**

**House Bill 475** - This legislation requires that the Idaho Health Insurance Exchange (Your Health Idaho) allow anonymous shopping and not require identifying information until the customer is ready to submit an application for purchase. It also provides that the Exchange application process contain a warning regarding potential repayment of premium reductions to the Internal Revenue Service if income information was underestimated.

**House Bill 512** - This legislation provides that participation in the Idaho Health Insurance Exchange (Your Health Idaho) does not result in a presumption of indigency in regard to the Public Defender System.

**Senate Bill 1244** - This legislation repeals a number of historical sections of the Idaho Code dealing with the State Insurance Fund, including Idaho Code § 41-1618. This allows the State Insurance Fund to operate as an insurance company as was intended in significant 1998 amendments.

**Senate Bill 1252** - This legislation identifies the acceptable securities to be deposited and maintained in a custodial account where an employer may become self-insured with the approval of the Industrial Commission. It also creates a fund and mechanism to handle security deposits made per Idaho Code § 72-301 retained to secure any future workers' compensation claims of a liquidated insurance carrier. This legislation also creates a new section to address an alternate method of demonstrating security for workers' compensation payment for employers that have a cost-reimbursement contract with the federal government.

**Senate Bill 1269** - This legislation provides an option to the Department of Insurance to authorize the Idaho Insurance Guaranty Association to provide claims handling services for "run-off insurers" as defined in the bill.

**Senate Bill 1355** - This legislation recognizes that the Affordable Care Act sets forth quality metrics and permits those metrics to be used for reimbursement purposes but clarifies that measures created by the Affordable Care Act and by insurers cannot be used to establish the standard of care in any community in Idaho. It affirms current law that such standards are established in Idaho, as they always have been, and that a health care practitioner can be held liable to a patient if he or she fails to meet the standard of care in the community in which the care is provided.

**Senate Bill 1348** - In 2003, the legislature passed S1010, which amended Idaho Code § 49-1210 and removed a requirement that the Department of Transportation link proof of financial responsibility records to vehicle registration records rather than to just the driver records. The intention then was to reinstate the requirement in 2009. In the 2009 legislative session, the deadline was extended to June 30, 2014, with a requirement for annual reporting to transportation committees of the legislature on progress. As the system improvements are still not able to do the cross-reference, this bill effects a further extension until June 30, 2017, or until the system is certified as operational, whichever occurs first.

## ***Rulemaking Adopted***

<u>Rule No.</u>	<u>Name</u>
Rule 04 IDAPA 18.01.04	Bail Agents Effective March 30, 2014
Rule 23 IDAPA 18.01.23	Idaho Insurance Holding Company System Regulatory Act Effective March 30, 2014
Rule 50 IDAPA 18.01.50	Adoption of the International Fire Code Effective March 30, 2014

## ***Bulletins Issued***

<u>Bulletin No.</u>	<u>Subject</u>
14-01	Option to Extend Transitional Plans thru 10-1-16 May 01, 2014
14-02	Pediatric Dental Coverage and Reasonable Assurance May 12, 2014
14-03	Use of Revised Accounting Practices and Procedures Manual of the NAIC May 15, 2014
14-04	Rate of Interest on Deferred Payment of Cash Surrendered Benefits (Rescinds Bulletin 13-04) July 11, 2014

## ***Idaho Immunization Assessment Board***

The 2010 Idaho Legislature adopted Title 41, Chapter 60, Immunization Assessments. The Idaho Immunization Assessment funds vaccines for insured children provided by the Idaho Immunization Program of the Idaho Department of Health and Welfare. The program was extended by the Idaho Legislature in 2013 and is scheduled to sunset on July 1, 2015.

Under this program, the Idaho Department of Health and Welfare is able to purchase vaccines for insured children at significant discounts. In addition, the program facilitates immunization of children by enabling physicians and other health care professionals in Idaho to obtain most or all of their childhood vaccine supply from the Idaho Department of Health and Welfare as a single source.

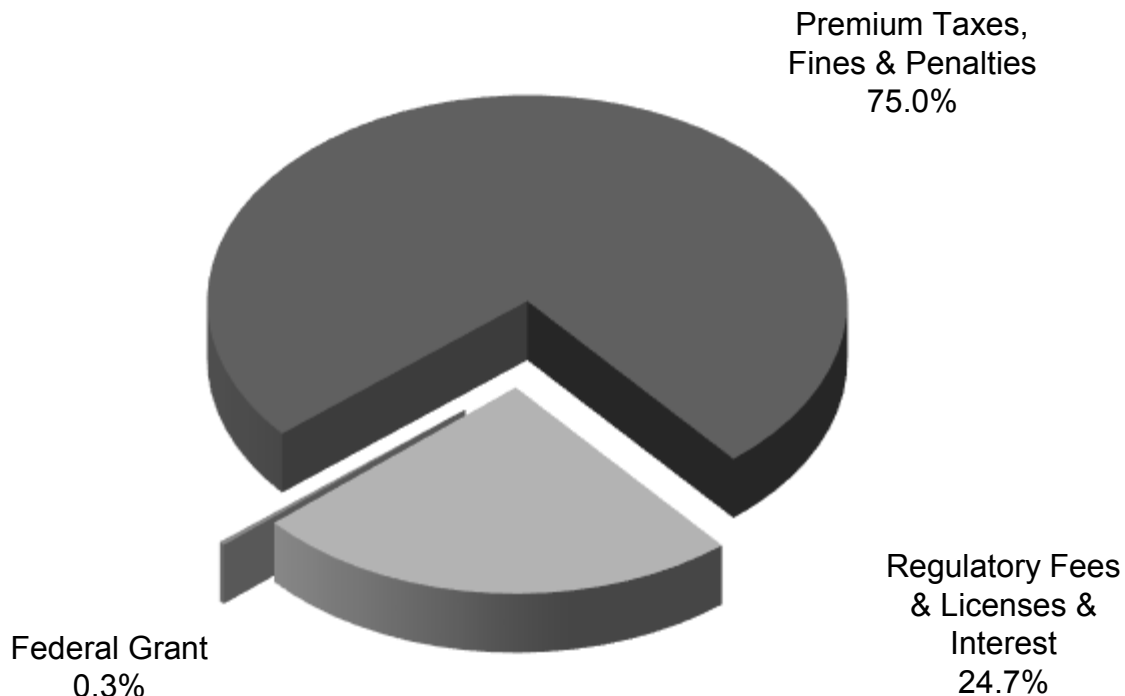
The legislation also created the independent Idaho Immunization Assessment Board to assess mandatory fees from all carriers covering children in the state of Idaho to fund this program. Under the Board's Plan of Operation, carriers report to the Idaho Department of Insurance the numbers of program-eligible children they cover as of January 31 of each year on or before March 15 of that year. The annual assessment fee notice is sent to all carriers no later than April 15 with a due date of June 15. If the billing is greater than \$50,000, the carrier may request a quarterly installment plan.

The 2014 assessment per program-eligible child was \$79.00.

### **Highlights for Year 2014**

◆ Total carriers surveyed	942
◆ Total carriers assessed	137
◆ Total lives assessed	230,116
◆ Total funds assessed	\$18,178,093

**Department Fund Sources\***  
**For the Fiscal Year Ended June 30, 2015**



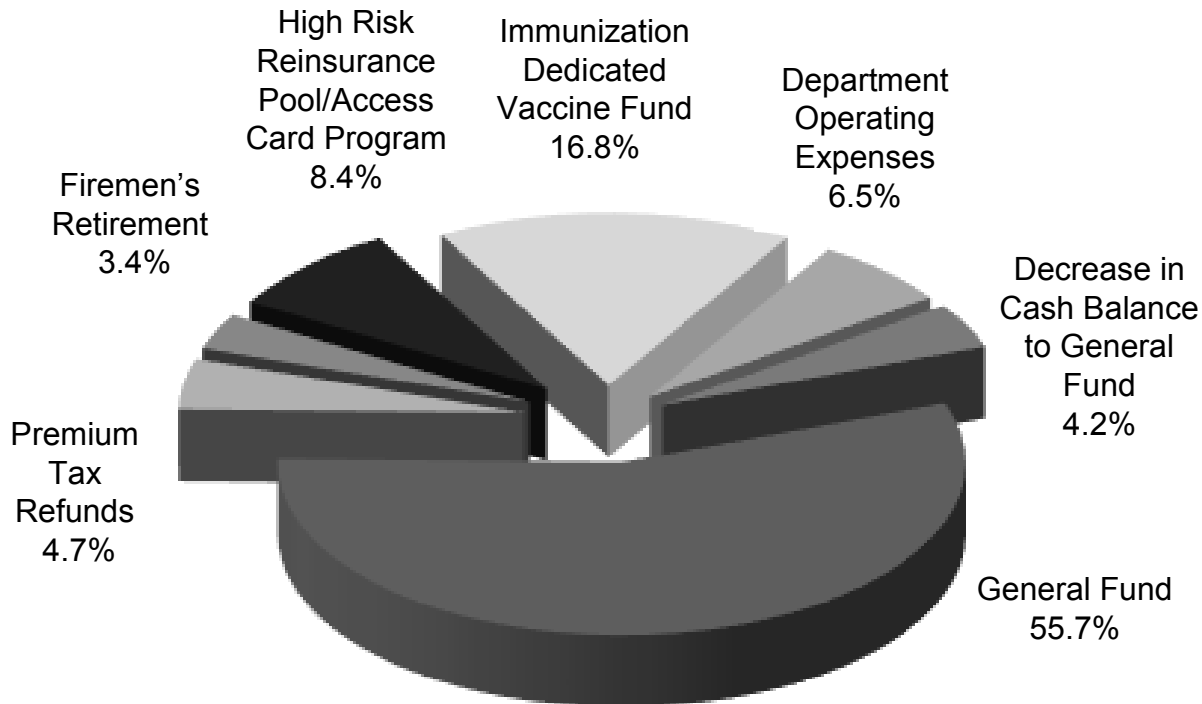
Premium Taxes, Fines & Penalties	\$	79,519,440
Regulatory Fees & Licenses & Interest		26,212,618
Federal Grant		<u>313,405</u>
Total	\$	<u>106,045,463</u>

Department receipts totaled just over \$106 million in FY 15. Taxes on insurance premiums constituted the largest portion (75%) of these receipts, amounting to \$79.5 million. Regulatory fees and licenses of \$26.2 million and federal grant funds of \$0.3 million accounted for the remainder of the FY 15 receipts. Although premium taxes represent the department's largest single source of receipts, these dollars are not utilized to finance department operations. The majority of premium tax proceeds are distributed to the General Fund to finance other state programs. The balance of the premium tax proceeds are distributed to the Premium Tax Refund Fund, the Firemen's Retirement Program, the High Risk Reinsurance Pool, and the Access Card Program.

\*Includes the following funds: Insurance Administrative Account; Arson, Fire and Fraud Prevention Account; Idaho Immunization Dedicated Vaccine Fund; Insurance Insolvency Account; Cigarette Propensity Enforcement Fund; and Federal Grant Fund.



***Department Fund Applications\****  
***For the Fiscal Year Ended June 30, 2015***



General Fund	\$	59,029,166
Premium Tax Refunds		5,033,009
Firemen's Retirement (PERSI)		3,568,189
High Risk Reinsurance Pool/Access Card Program		8,934,920
Immunization Dedicated Vaccine Fund		17,772,769
Department Operating Expenses		6,890,152
Decrease in Cash Balance to General Fund		<u>4,476,681</u>
Total	\$	<u>105,704,885</u>

In FY 15, distributions to the General Fund totaled just over \$63.5 million, while distributions to the Premium Tax Refund Fund, Firemen's Retirement Program, High Risk Reinsurance Pool/Access Program, and the Idaho Immunization Dedicated Vaccine Fund were \$5.0 million, \$3.6 million, \$8.9 million and \$17.8 million, respectively. The Department's operations are funded by regulatory fees, licenses and other miscellaneous revenue sources. In FY 15, the Department expended \$6.9 million, or 6.5% of its total receipts, to fund department program operations.

\* Includes the following funds: Insurance Administrative Account; Arson, Fire and Fraud Prevention Account; Idaho Immunization Dedicated Vaccine Fund; and Federal Grant Fund.

***Schedule of Receipts and Disbursements***  
***For the Fiscal Year Ended June 30, 2015***

<b><i>Insurance Administrative Fund</i></b>		
<b>Free Fund Balance, July 1, 2014</b>	\$ 10,714,338	
Encumbrances as of July 1, 2014	<u>1,993</u>	
<b>Total Free Fund Balance, July 1, 2014</b>		\$ 10,716,331
<b>Receipts:</b>		
Premium Taxes	\$ 79,466,298	
Licenses, Permits & Fees	7,339,801	
Fines & Penalties	53,142	
Other Revenue	<u>63,571</u>	
<b>Total Receipts</b>		<u>86,922,812</u>
<b>Total Cash Available</b>		<u>97,639,143</u>
<b>Disbursements:</b>		
Personnel Costs	\$ 3,847,920	
Communication Services	59,008	
Employee Development	38,681	
Other Services (Clerical)	54,842	
Professional Services	1,237,735	
Repairs & Maintenance	34,905	
Administrative Services	10,443	
Computer Services	767	
Employee Travel Costs	50,130	
Supplies	43,303	
Insurance	2,518	
Rental & Operating Leases	194,359	
Misc Expend (Investigative, Governmental Overhead)	76,785	
Capital Outlay	<u>117,041</u>	
<b>Total Disbursements</b>		(5,768,435)
<b>Prior Period Expenditures as of June 30, 2015</b>		(1,976)
<b>Encumbrances as of June 30, 2015</b>		1,077
<b>Transfers Out:</b>		
General Fund	\$ 59,029,166	
Insurance Refund Fund	7,750,900	
Firemen's Retirement (PERSI)	3,568,189	
Insurance Insolvency Fund	-	
High Risk Reinsurance Pool	5,717,460	
Dept. of Health & Welfare Access Card Program	3,217,460	
Excess Cash on July 1st to General Fund	<u>1,758,790</u>	
<b>Total Transfers Out</b>		<u>(81,041,965)</u>
<b>Free Fund Balance, June 30, 2015</b>		<u>\$ 10,824,775</u>

***Schedule of Receipts and Disbursements***  
***For the Fiscal Year Ended June 30, 2015***

<b><i>Arson, Fire &amp; Fraud Prevention Fund</i></b>		
Free Fund Balance, July 1, 2014	\$ 1,412,962	
Encumbrances as of July 1, 2014	<u>508</u>	
<b>Total Free Fund Balance, July 1, 2014</b>		<b>\$ 1,413,471</b>
<b>Receipts:</b>		
Licenses, Permits & Fees	\$ 942,728	
Interest Income	(4,034)	
Other Revenue	<u>6,783</u>	
<b>Total Receipts</b>		<b><u>945,477</u></b>
<b>Total Cash Available</b>		<b>2,358,948</b>
<b>Disbursements:</b>		
Personnel Costs	\$ 589,560	
Communication Services	12,311	
Employee Development	10,002	
Technical Services	73,273	
Repairs & Maintenance	9,965	
Administrative Services	2,635	
Computer Services	12,000	
Employee Travel Costs	14,327	
Supplies	25,033	
Insurance	386	
Rental & Operating Leases	36,311	
Miscellaneous Expenditures	2,640	
Capital Outlay	<u>25,539</u>	
<b>Total Disbursements</b>		<b>(813,981)</b>
<b>Prior Period Expenditures as of June 30, 2015</b>		<b>(472)</b>
<b>Encumbrances as of June 30, 2015</b>		<b><u>-</u></b>
<b>Free Fund Balance, June 30, 2015</b>		<b><u>\$ 1,543,987</u></b>

<b><i>Insurance Refund Fund</i></b>		
Free Fund Balance, July 1, 2014	\$ 40,000	
Transfers in from Insurance Administrative Fund	<u>7,750,900</u>	
<b>Total Cash Available</b>		<b>\$ 7,790,900</b>
<b>Disbursements:</b>		
Refunds of Premium Tax Overpayments	\$ <u>5,033,009</u>	
<b>Total Disbursements</b>		<b>(5,033,009)</b>
<b>Transfers Out:</b>		
General Fund	\$ <u>2,717,891</u>	
<b>Total Transfers Out</b>		<b><u>(2,717,891)</u></b>
<b>Free Fund Balance, June 30, 2015</b>		<b><u>\$ 40,000</u></b>

***Schedule of Receipts and Disbursements***  
***For the Fiscal Year Ended June 30, 2015***

<b><i>Federal Grant Fund</i></b>		
Free Fund Balance, July 1, 2014	\$ (18,917)	
Encumbrances as of July 1, 2014	<u>-</u>	\$ (18,917)
<b>Total Free Fund Balance, July 1, 2014</b>		
<b>Receipts:</b>		
Federal Grants	\$ 313,405	
<b>Total Receipts</b>		313,405
<b>Advances Received</b>		<u>-</u>
<b>Total Cash Available</b>		294,488
<b>Transfers Out:</b>		-
<b>Disbursements:</b>		
Personnel Costs	\$ 192,866	
Operating Expenses	114,870	
Sub-Grantee Payments	-	
Capital Outlay	<u>-</u>	
<b>Total Disbursements</b>		(307,737)
<b>Prior Period Expenditures as of June 30, 2015</b>		-
<b>Encumbrances as of June 30, 2015</b>		<u>-</u>
<b>Free Fund Balance, June 30, 2015</b>		<u>\$ (13,249)</u>

<b><i>Insurance Insolvency Fund</i></b>		
Free Fund Balance, July 1, 2014		\$ 100,000
<b>Receipts</b>		-
<b>Transfers In (Reduction in General Fund Transfer)</b>		<u>-</u>
<b>Total Cash Available</b>		100,000
<b>Disbursements:</b>		
Personnel Cost	-	
Supplies	-	
Communication Services	-	
Miscellaneous Expenditures	-	
Professional Services	-	
Employee Travel Costs	-	
<b>Total Disbursements</b>		-
<b>Transfers Out:</b>		
General Fund	\$ <u>-</u>	<u>-</u>
<b>Total Transfers Out</b>		-
<b>Free Fund Balance, June 30, 2015</b>		<u>\$ 100,000</u>

***Schedule of Receipts and Disbursements***  
***For the Fiscal Year Ended June 30, 2015***

<b><i>Liquidation Trust Fund</i></b>		
Free Fund Balance, July 1, 2014		\$ 936,051
Receipts:		
Interest & Other Investment Income	\$ (1,774)	
Sale of Services, Goods & Property	-	
Receipts to Trust	-	
Transfers In from Diversified Bond Fund		-
Total Receipts and Transfers In		<u>(1,774)</u>
Total Cash Available		934,277
Disbursements:		
Operating Expense	-	
Transfers Out:		
Investment Purchase - Universe Insurance	-	
Account Liquidation	-	
Total Disbursements and Transfers Out		<u>-</u>
Free Fund Balance, June 30, 2015		<u>\$ 934,277</u>

<b><i>Cigarette Propensity Enforcement Fund</i></b>		
Free Fund Balance, July 1, 2014		\$ 252,000
Receipts:		
Regulatory Fees	<u>\$ 91,000</u>	
Total Receipts		<u>91,000</u>
Total Cash Available		343,000
Disbursements:		
Expenditures	<u>\$ -</u>	
Total Disbursements		<u>-</u>
Free Fund Balance, June 30, 2015		<u>\$ 343,000</u>



***Schedule of Receipts and Disbursements***  
***For the Fiscal Year Ended June 30, 2015***

<b><i>Idaho Immunization Dedicated Vaccine Fund</i></b>		
Free Fund Balance, July 1, 2014		\$ _____ -
Receipts:		
Regulatory Fees	\$ 17,772,769	
Total Receipts		<u>17,772,769</u>
Total Cash Available		17,772,769
Disbursements:		
Disbursements	\$ _____ -	
Total Disbursements		-
Transfers Out:		
Health & Welfare	\$ 17,772,769	
Total Transfers Out		<u>(17,772,769)</u>
Free Fund Balance, June 30, 2015		<u>\$ _____ -</u>

<b><i>Idaho High Risk Individual Reinsurance Pool</i></b>		
Free Fund Balance, July 1, 2014		\$ _____ -
Transfers In from Insurance Administrative Fund		<u>5,717,460</u>
Total Cash Available		5,717,460
Disbursements:		
Payment to High Risk Pool	\$ 5,717,460	
Total Disbursements		<u>(5,717,460)</u>
Transfers Out:		
Total Transfers Out		<u>_____ -</u>
Free Fund Balance, June 30, 2015		<u>\$ _____ -</u>



# State Fire Marshal

The staff of the State Fire Marshal's Office works with fire departments across the state, providing assistance with fire code interpretation, application and enforcement. The staff conducts training sessions on the adopted fire code, incident reporting procedures, and fire investigations. The staff is also responsible for reviewing plans for all state-owned or maintained buildings for compliance with fire and life safety codes. If requested by local fire departments, the staff can also assist with local building plan reviews and inspections.

The State Fire Marshal has the statutory responsibility of being the chief arson investigation officer for the state of Idaho. He and his six deputies work with local authorities when requested on the investigation of fires and explosions in Idaho.

The State Fire Marshal's Office licenses the fire sprinkler contractors who work in Idaho, trains and certifies state fire code officials, and licenses persons and businesses that import or wholesale fireworks in Idaho. The office maintains a recordkeeping system including data submitted from fire agencies that cover approximately 95% of the population of Idaho. They are committed to *fighting fire with facts*.

## Mission Statement

*The State Fire Marshal's Office participates in and coordinates an integrated statewide system designed to protect human life from fire and explosions through fire prevention and the investigation of fires. The program involves fire prevention activities, fire/arson investigations and the operation of various statistical systems, including the Idaho Fire Incident Reporting System (IFIRS).*

## Highlights for Year 2014

◆ Total fires reported in Idaho	5,059
◆ Number of residential fires	1,494
◆ Total estimated dollar loss reported	\$44 million
◆ Civilian fatalities reported	9
◆ Firefighter fatalities	0

Idaho Code Section 41-254 requires that the State Fire Marshal make an annual report to the governor and the legislature by the 15th of July each year. The detailed annual report can be found at the State Fire Marshal's website:  
<http://www.doi.idaho.gov/sfm/IFIRS/Publications.aspx>.



# ***Consumer Services***

The Consumer Services Bureau consists of three sections: Senior Health Insurance Benefits Advisors (SHIBA), Consumer Affairs and Investigations. The sections work together to protect the public's interest and ensure all participants (companies, producers and consumers) are in compliance with the laws and rules that regulate the business of insurance in Idaho.

## ***SHIBA Program (Senior Health Insurance Benefits Advisors)***

The Senior Health Insurance Benefits Advisors (SHIBA) program provides free Medicare benefits counseling; education and complaint assistance to the citizens of Idaho through offices in Boise, Coeur d'Alene, and Pocatello; and a network of volunteers in communities across the state.

SHIBA staff, partners and volunteer counselors educate new and existing Medicare beneficiaries, caregivers and senior and disability service providers on Medicare plan options, benefits, rights and protections, program updates, coordination of benefits, and long-term care issues. Each year, SHIBA individually counsels thousands of Medicare beneficiaries, by phone or in person, in communities across Idaho. Program staff and volunteers also hold presentations and workshops, and distribute information in communities across the state.

Medicare is complicated. Consumers can choose basic Medicare with stand-alone prescription drug coverage and supplemental Medigap coverage, or packaged benefits in the form of Medicare Advantage and Medicare Select plans. The realm of options available means consumers need to understand and consider premiums, benefits, deductibles and coverage for both health care and prescription drugs to identify the best choice for them. Medicare consumers may also need assistance understanding private fee-for-service plans, prescription drug coverage assistance program options, and ongoing changes to the Medicare program. SHIBA helps Medicare beneficiaries and their caregivers decipher all these important health care management issues.

Idaho SHIBA is dedicated to quality assurance. In 2014, for the first time, the program required all counselors to complete a standardized certification process. The certification program ensures all counselors in Idaho possess the expertise needed to provide consistent, reliable Medicare benefits counseling to citizens throughout the state.

### **Highlights for Year 2014**

◆ Total client contacts	10,825
◆ Total presentations and enrollment events	433
◆ People reached through presentations and events	10,015
◆ Medicare counseling hours	6,641

## **Consumer Affairs**

The Consumer Affairs Section is a primary contact for members of the public who have questions about insurance matters or who want to file a complaint regarding an insurance matter. The section assists Idaho residents in a number of ways, including:

- Analyzing consumer, company and producer complaints and problems relating to all facets of the insurance industry to determine if a violation of the Idaho Code or contract provisions has occurred;
- Providing assistance to consumers, companies, producers and legal representatives in the form of technical assistance on claims procedures, underwriting, insurance laws and rules;
- Reviewing insurance contracts, policies and related documents to assure compliance with Idaho insurance laws and rules;
- Conducting investigations concerning alleged violations of insurance laws, evaluating the merit of the complaint/inquiry and recommending a course of action to Department staff; and
- Providing technical expertise for the market conduct examination of domestic and foreign insurers.

The Consumer Affairs Section also provides information and services to consumers via the Department website, including:

- Answers to common insurance questions;
- Basic information regarding insurance products;
- Online complaint filing;
- Summaries of complaint data; and
- Updates regarding national health care reform.

Consumers can contact a Consumer Affairs Officer through the toll-free Consumer Assistance Helpline, by mail, fax or the Internet, or by calling or visiting any one of the Department's offices around the state in Boise, Coeur d'Alene and Pocatello as listed on page 1.

### **Highlights for Year 2014**

New consumer complaints	808
Consumer complaints closed	811
Calls/inquiries from the public	6,594
Funds recovered for the public	\$655,016
Producer law classes and other presentations	14 (500 participants)
Outreach efforts	47 (4,984 participants)

In addition to handling the Section's core duties, Consumer Affairs assisted with the following Department activities in 2014:

- Administration of the Idaho Immunization Assessment
- Website information update regarding Consumer Affairs and national "Health Care Reform" and applicable links on the Department's web site: [www.doi.idaho.gov](http://www.doi.idaho.gov)

## ***Investigations Section***

The mission of the Investigations Section is two-fold: first, to protect Idaho's insurance consumers from dishonest individuals transacting insurance and, second, to investigate allegations of individuals filing fraudulent insurance claims against insurance companies by actively investigating those who commit insurance fraud.

Whatever its form, insurance fraud is a crime that impacts everyone by increasing the cost of insurance premiums and related goods and services. When allowed to go unchecked, insurance fraud has been demonstrated to have a severe negative effect on the economy as a whole.

The Section conducts criminal and administrative investigations within or outside the state of Idaho to determine whether a person has violated any provision of Title 41, Idaho Code. Two special prosecutors from the Office of the Attorney General review and prosecute insurance cases referred by the Section, while three other Deputy Attorneys General pursue administrative enforcement actions against licensees. The Section also works with the State Fire Marshal's Office on insurance-related arson investigations.

The Section aims to be recognized as a leader in the fight against insurance fraud by creating partnerships with other criminal justice and law enforcement entities, educating the insurance industry, conducting community presentations, and distributing written materials. These activities have significantly increased public awareness.

### **Highlights for Year 2014**

Suspected Fraud Reports Received	325
Cases Opened	112
Cases Referred to Attorney General for Criminal Charges	16
Cases Referred to Attorney General for Administrative Action	7
Criminal Convictions	13
Administrative Actions	3





# ***Company Activities***

The Company Activities Bureau consists of four sections: Examinations, Analysis, Premium Tax and Licensing. Although each section has separate functions, all work in close association on some issues.

## ***Examinations & Analysis***

The Examinations and Analysis Sections monitor the financial condition of insurance entities conducting business in the state of Idaho to ensure that each complies with Idaho law and that the financial obligations of the entity to its policyholders will be met. Regulated entities include domestic and foreign stock and mutual insurers, fraternal benefit societies, managed care organizations (MCOs), reciprocal insurers, self-funded health care plans, risk retention and purchasing groups, accredited reinsurers, county mutual insurers, hospital and professional service corporations, surplus lines insurers, title insurers, and rating organizations. The Examinations Section also includes an Examiner Title and Market Insurance Specialist who regulates the title industry in Idaho and an Insurance Analyst Sr. who addresses market issues.

Major functions of the Examinations Section include:

- Examination of the financial and market conduct condition of Idaho domestic insurers to ensure that they are operating in accordance with Idaho insurance laws and rules and the NAIC Accounting Practices and Procedures Manual. Examinations are prescribed by law to be conducted at least once every five years but may be undertaken more frequently if the director deems necessary. Examinations of self-funded health benefit plans and other regulated entities are also performed.
- Regulation of all aspects of title agencies operating in Idaho, including title agent licensing, examinations of title agent operations and title plants, review of three-year escrow audits, handling consumer and industry complaints, enforcing compliance with the Idaho Code and Department rules, reviewing escrow rate filings and reviewing insurer title insurance rates and forms as required.
- Initial licensing for third party administrators (TPAs) who want to operate in Idaho. Determination of whether TPAs continue to meet licensing requirements based on annual filings.
- Receiving and recording corporate changes for insurers and other regulated entities (e.g., name changes, mergers and redomestications).
- Market analysis and other review of insurers operating in Idaho in order to identify areas of non-compliance with the Idaho Insurance Code. This is done by reviewing consumer complaint data, national and state industry trends, conducting baseline analysis (benchmarking insurers against each other), and reviewing market conduct annual statements and other pertinent information, including financial data.
- Leading Idaho's participation in interstate collaborative actions, providing technical expertise and conducting or participating in market conduct examinations of domestic and foreign insurers.

Major functions of the Analysis Section include:

- Financial analysis and review of Idaho domestic company financial reports to determine compliance with all Idaho Code requirements, financial solvency and ability to meet contractual obligations to policyholders. This includes review of annual statements, quarterly statements, audited financial statements and other filings made by an insurer. The focus is primarily on the solvency of Idaho domestic insurers and the monitoring of foreign companies licensed in Idaho.
- Financial analysis and review of financial statements and other filings of Idaho registered self-funded health plans, regulated under Idaho Code Title 41, Chapters 40 and 41, to determine compliance with Idaho Code requirements, financial solvency and ability to meet obligations to beneficiaries.
- Initial licensing or authorization of insurers or other regulated entities to transact business in the state via the granting of a certificate of authority or registration. The admission process is completed in an effective and timely manner to admit financially sound insurers and related entities that will offer quality insurance products or related services to Idaho residents. The section also maintains reinsurance only (accredited reinsurer) and surplus line listings (white list).
- Monitoring and regulation of Idaho holding company systems of which an insurer is a part, in accordance with Idaho Code, Title 41, Chapter 38, to promote public interest and the interests of Idaho policyholders and shareholders.

## ***Company Examinations and Admissions***

### **Companies Admitted/Listed/Registered in 2014**

<b><u>License #</u></b>	<b><u>Company Name/Type</u></b>	<b><u>Domicile State</u></b>
<b><u>Charitable Gift Annuities</u></b>		
4248	Beloit College	WI
4249	Colonial Williamsburg Foundation	VA
4251	Human Rights Watch, Inc.	NY
4271	Claremont McKenna College	CA
4280	Population Connection	DC
4292	Girl Scouts of the United States of America	NY
4294	Moody Bible Institute of Chicago	IL
4295	Church of God Foundation, Inc.	TN
<b><u>Life/Health</u></b>		
4270	SelectHealth Benefit Assurance Company, Inc.	UT
<b><u>Managed Care Organizations</u></b>		
4273	Montana Health Cooperative dba Mountain Health CO-OP	ID
4296	PacificSource PCHP (now known as PacificSource Community Health Plans)	OR
4273	Mid-Atlantic Vision Service Plan, Inc. (now known as VSP Vision Plan, Inc.)	VA
<b><u>Property/Casualty</u></b>		
4246	Oak River Insurance Company	NE
4247	CrestBrook Insurance Company	OH
4252	Eastern Atlantic Insurance Company	PA
4267	Proselect Insurance Company	MA
4281	Esurance Insurance Company	WI
4284	OneBeacon Specialty Insurance Company	PA
4288	American Modern Property & Casualty Insurance Company	OH
4293	American Family Insurance Company	OH
<b><u>Purchasing Groups</u></b>		
4253	Special Event Liability Group Insurance Trust	CA
5254	Employment Practices Risk Management Association	IL
4255	Ascension Health Risk Purchasing Group, Inc.	MO
4258	Great Lakes Transportation Risk Purchasing Group LLC	DE
4259	Educators Liability Insurance Purchasing Group of Missouri	MO
4260	Paramount Service Group, Inc.	DE
4261	Paramount Construction Group, Inc.	DE
4262	Paramount Retail Group, Inc.	DE
4263	Paramount Manufacturing Group, Inc.	DE
4264	ACSI Educators Liability Risk Purchasing Group	CO
4265	Veterinary and Animal Services Purchasing Group	IL
4268	Social Service Providers PG, Inc.	DE
4275	Safety Merchants and Retail Tenants Umbrella, Inc.	DE
4278	Timbersure Purchasing Group, Inc.	DE
4279	Professionals RPG Association	IL

**Companies Admitted/Listed/Registered in 2014 (continued)**

<b><u>License #</u></b>	<b><u>Company Name/Type</u></b>	<b><u>Domicile State</u></b>
<b><u>Purchasing Groups (continued)</u></b>		
4283	Wildlife RPG, Inc.	PA
4285	Association of Professional Entertainers	IL
4289	SIG Sports, Leisure and Entertainment Risk Purchasing Group, LLC	IN
<b><u>Reinsurance Only Company</u></b>		
4266	Kentucky Farm Bureau Mutual Insurance Company	KY
4276	Starr Surplus Lines Insurance Company	IL
4290	Tokio Millennium Re Ag (U.S. Branch)	NY
<b><u>Risk Retention Group</u></b>		
4250	Premier Physicians Insurance Company, Inc. A Risk Retention Group	NV
4269	Doctors Company Risk Retention Group, A Reciprocal Exchange	DC
4277	MICA Risk Retention Group, Inc.	DC
4282	Coverys RRG, Inc.	DC
4286	Bay Insurance Risk Retention Group, Inc.	SC
<b><u>Surplus Lines</u></b>		
4256	Knight Specialty Insurance Company	DE
4272	American National Lloyds Insurance Company	TX
4291	Guideone National Insurance Company	IA

## **Classification of Active and Suspended Companies 2014**

### **Licensed**

County Mutual Fire	1
Fraternal Benefit Societies	14
Hospital and Professional Service Corporations	1
Hospital Liabilities Trusts	0
Life & Disability	431
Managed Care Organizations	15
Petroleum Clean Water Trusts	1
Property & Casualty	839
Title	13

### **Listed**

Accredited Reinsurers	22
Advisory Organizations	8
Charitable Gift Annuities	291
Surplus Lines	146
Trusteed Reinsurers	14

### **Registered**

Purchasing Groups	261
Rating Organizations	7
Risk Retention Groups	81
Self-Funded Employee Health Care Plans	10

### **Other Regulated Entities**

Guaranty Associations	2
Surplus Lines Associations	1
Total Companies Regulated	2,158

## **Companies Expired, Delisted, Revoked or Withdrawn in 2014**

### **Life/Health Companies**

Bankers Fidelity Assurance Company - Withdrawn December 22, 2014

### **Property/Casualty Companies**

AF&L Insurance Company – Withdrawn June 26, 2014

Centennial Insurance Company – Revoked September 15, 2014

Gramercy Insurance Company – Revoked November 13, 2014

R&Q Reinsurance Company – Withdrawn June 30, 2014

Red Rock Insurance Company – Liquidated December 8, 2014

### **Purchasing Groups**

Adventure Recreation Managers Inc. – Withdrawn August 31, 2014

Aegis Service Contract Liability Purchasing Group, Inc. – Withdrawn July 16, 2014

American Safety Purchasing Group, Inc. – Expired March 31, 2014

Association of Professional Entertainers – Expired March 31, 2014

Chiropractic Benefit Services Purchasing Group – Expired March 31, 2014

Construction Services Risk Purchasing Group, Inc. – Withdrawn November 12, 2014

Distinguished Fleet RPG, Inc. – Withdrawn March 24, 2014

Distinguished Star Contractors RPG, Inc. – Withdrawn March 22, 2014

E&O Professional Purchasing Group – Withdrawn February 19, 2014

HLI Services, Inc. – Withdrawn December 31, 2014

HRMA Purchasing Group, Inc. – Expired March 31, 2014

International Orthopedic Insurance Purchasing Group, Inc. – Withdrawn December 31, 2014

KIS PG of Florida, Inc. – Withdrawn February 24, 2014

MED3000 RPG – Withdrawn November 19, 2014

New England Sports, Recreation and Entertainment RPG, Inc. – Withdrawn August 18, 2014

North American Retail Risk Purchasing Group, Inc. – Withdrawn April 15, 2014

Protector PG, Inc. – Withdrawn May 1, 2014

Residential Resource Associates, Inc. – Withdrawn April 29, 2014

Terrace Insurance Group – Withdrawn November 19, 2014

### **Reinsurance Only Companies**

Farm Bureau Mutual Insurance Company – Withdrawn September 16, 2014

Genworth Mortgage Reinsurance Corporation – Withdrawn August 1, 2014

### **Risk Retention Groups**

CHC Casualty Risk Retention Group, Inc. – Withdrawn January 6, 2014

Global International Insurance Company, Inc., A RRG – Withdrawn January 6, 2014

Healthcare Safety & Protection Risk Retention Group, Inc. – Withdrawn January 3, 2014

Indemnity Insurance Corporation, RRG – Withdrawn May 16, 2014

Lenders Protection Assurance Company Risk Retention Group – Withdrawn January 1, 2014

### **Self-Funded Health Care Plan**

A-Plus Benefits, Inc. Employee Benefit Trust of Idaho – Terminated November 14, 2014

Snake River Sugar Company Member Benefit Plan (The) – Terminated November 14, 2014

### **Surplus Lines Insurers**

Ace European Group Limited – Delisted August 12, 2014

Allianz Global Corporate & Specialty SSE – Delisted August 12, 2014

AMTRUST International Underwriters Limited – Delisted August 12, 2014

Aspen Insurance UK Limited – Delisted August 12, 2014

Associated Electric & Gas Insurance Services Limited (AEGIS) – Delisted August 12, 2014

AXA Corporate Solutions Assurance – Delisted August 12, 2014

AXIS Specialty Europe SE – Delisted August 12, 2014

Berkshire Hathaway International Insurance Limited – Delisted August 12, 2014

**Companies Expired, Delisted, Revoked or Withdrawn in 2014 (continued)**

**Surplus Lines Insurers (continued)**

British Aviation Insurance Company Limited (The) – Withdrawn January 31, 2014  
Catlin Insurance Company (UK) Ltd – Delisted August 2014  
Endurance Specialty Insurance, Ltd – Delisted August 12, 2014  
Energy Insurance Mutual Limited Company – Delisted August 12, 2014  
Generali Assicurazioni Generali S.P.A. – Inactive Delisted August 12, 2014  
Great Lakes Reinsurance (U.K.) PLC – Delisted August 12, 2014  
Infrassure Ltd – Delisted August 12, 2014  
International Insurance Company of Hannover SE – Delisted August 12, 2014  
Ironshore Insurance Ltd – Delisted August 12, 2014  
Lancashire Insurance Company (UK) Limited – Delisted August 12, 2014  
Lancashire Insurance Company Limited – Delisted August 12, 2014  
Liberty Mutual Insurance Europe Limited – Delisted August 12, 2014  
Lloyd's Underwriters at London – Delisted August 12, 2014  
Mapfre Global Risk, Compania International De Seguros Reaseguros S.A. – Delisted August 12, 2014  
Marine Insurance Company Limited – Delisted August 12, 2014  
Markel International Insurance Company Limited – Delisted August 12, 2014  
Mitsui Sumitomo Insurance Company (Europe) Limited – Delisted August 12, 2014  
Northbridge Indemnity Insurance Corporation – Delisted August 12, 2014  
Ocean Marine Insurance Company Limited – Delisted August 12, 2014  
QBE Insurance (Europe) Limited – Delisted August 12, 2014  
RenaissanceRe Specialty Risks Ltd – Delisted August 12, 2014  
SCOR UK Company Limited – Delisted August 12, 2014  
Sirius International Insurance Corporation – Delisted August 12, 2014  
Swiss Re International SE – Delisted August 12, 2014  
Tokio Marine Europe Insurance Limited – Delisted August 12, 2014  
Torus Insurance (UK) Limited – Delisted August 12, 2014  
TT Club Mutual Insurance Limited – Delisted August 12, 2014

## ***Premium Tax***

Premium taxes are collected by the Department of Insurance and deposited in the Insurance Administrative Fund #0229-10 to be distributed as follows:

- That amount as needed up to 20% for the refund account;
- A portion to the PERSI Firemen's Retirement Account (Idaho Code Section 59-1394);
- That amount (not to exceed \$200,000 in any one year) necessary to cover administrative costs incurred by the department in placing insurance companies into receivership or supervision to the extent that such costs cannot be satisfied from the assets of the companies;
- Twenty-five percent of the premium tax exceeding \$45,000,000 to the Idaho High Risk Individual Reinsurance Pool;
- Twenty-five percent of the premium tax exceeding \$55,000,000 to the Idaho Health Insurance Access Card Fund CHIP Plan B;
- Remaining balance to the General Fund (Idaho Code Section 41-406).

Premium taxes collected from authorized insurers are in lieu of all other state and local taxes payable in the state of Idaho with the exception of real property tax (Idaho Code Section 41-405).

The annual premium tax liability is based on calendar year premiums written minus dental premiums, which are taxed at .04 per subscriber per month, effective July 1, 2007. Premium taxes are prepaid in quarterly installments based on the prior year's premiums and the current year's tax rates. The installments are as follows: 60% due June 15, 20% due September 15, and 15% due December 15. The reconciliation payment is made on March 1 of the next year (Idaho Code Section 41-402(3)).

Premium tax offsets are allowed to the extent of 100% of the premium tax liability, unless otherwise indicated:

- **Workers' Compensation Offset** – All workers' compensation insurers must pay a 2.00% premium tax on Idaho premiums written to the Idaho Industrial Commission. Insurers are allowed to offset 50% of this tax against the workers' compensation tax liability with the Department of Insurance. The premium taxes paid to the Industrial Commission at the 2.00% rate should not be confused with the additional Department of Insurance 1.50% premium tax rate. The tax credit can only offset the workers' compensation premium tax liability and cannot be allowed against any other lines of insurance (Idaho Code Section 72-523, effective January 1, 2012).
- **Insurance Guaranty Association Offset** – Property and casualty insurers may offset their premium tax liability to the extent of 20% of the assessment for each of the five years following the year the assessment is paid. An allowable offset, or portion thereof, not used in any calendar year cannot be carried over or back to any other year. The total offsets cannot exceed the tax liability or total assessment paid. (Idaho Code Section 41-3616).
- **Idaho Life & Health Guaranty Association Offset** – A premium tax offset is allowed for all Class B and Class C assessments. Insurers may take any portion of the assessment as an offset in any of the five years following the year the assessment is paid. Offsets are limited to 20% of each assessment paid. An allowable offset, or portion thereof, not used in any calendar year cannot be carried over or back to any other year. The total offsets cannot exceed the tax liability or total assessment paid (Idaho Code Section 41-4314(1)).



**Summary of Premium Tax Collection**  
**Calendar Years 2010 through 2014**  
**(all figures are rounded to the nearest thousand)**

**STOCK & MUTUAL INSURERS:**

Idaho Code Sections 41-402 through 41-405

Calendar Year	Taxable Premiums	Percentage Increase of Premiums	Premium Tax
2010	3,765,569,000	-0.16%	56,660,000
2011	3,806,509,000	1.09%	57,297,000
2012	3,926,055,000	3.14%	59,108,000
2013	4,118,014,000	4.89%	62,004,000
2014	4,343,171,000	5.47%	65,395,000

5 year average: \$3,991,863,600 \$60,092,800

Dental taxed at 4 cents per subscriber contract per month.

**HOSPITAL & PROFESSIONAL SERVICE CORPORATIONS:**

Idaho Code Section 41-3427

Calendar Year	Premiums Written	Percentage Increase of Premiums Written	Subscriber Tax
2010	41,533,000	-8.38%	43,000
2011	37,277,000	-10.25%	41,000
2012	37,791,000	1.38%	40,000
2013	42,433,000	12.28%	54,000
2014	46,128,000	8.71%	52,000

5 year average: \$41,032,400 \$46,000

**MANAGED CARE ORGANIZATIONS:**

Idaho Code Section 41-3922

Calendar Year	Premiums Written	Percentage Increase of Premiums Written	Subscriber/Premium Tax
2010	69,095,000	19.66%	1,041,000
2011	97,114,000	40.55%	1,461,000
2012	117,694,000	21.19%	1,770,000
2013	122,652,000	4.21%	1,953,000
2014	169,560,000	38.25%	2,548,000

5 year average: \$115,222,400 \$1,754,600

Dental taxed at 4 cents per subscriber contract per month.

**SURPLUS LINES BROKERS:**

Idaho Code Section 41-1229

Calendar Year	Taxable Premiums	Percentage Increase of Premiums	Premium Tax
2010	66,018,000	2.74%	998,000
2011	60,979,000	-7.63%	915,000
2012	60,225,000	-1.24%	906,000
2013	76,903,000	27.69%	1,154,000
2014	78,808,000	2.48%	1,182,000

5 year average:

\$68,586,600

\$1,031,000

**TITLE INSURERS:**

Idaho Code Sections 41-402 through 41-405

Calendar Year	Taxable Premiums	Percentage Increase of Premiums	Premium Tax
2010	22,488,000	7.18%	337,000
2011	21,264,000	-5.44%	319,000
2012	31,624,000	48.72%	474,000
2013	28,450,000	-10.04%	427,000
2014	30,035,000	5.57%	451,000

5 year average:

\$26,772,200

\$401,600

**RISK RETENTION GROUPS:**

Idaho Code Sections 41-4805 and 41-402 through 41-405

Calendar Year	Taxable Premiums	Percentage Increase of Premiums	Premium Tax
2010	7,404,000	-25.63%	111,000
2011	7,303,000	-1.36%	110,000
2012	7,740,000	5.98%	117,000
2013	5,203,000	-32.78%	78,000
2014	6,479,000	24.52%	97,000

5 year average:

\$6,825,800

\$102,600

**Premium Tax Rates - Calendar Years 2010 through 2014**

CALENDAR YEAR	STOCK & MUTUAL INSURERS	HOSPITAL & PROFESSIONAL SERVICE CORPORATIONS	MANAGED CARE ORGANIZATIONS	SELF-FUNDED HEALTH CARE PLANS	SURPLUS LINES BROKERS	TITLE INSURERS	RISK RETENTION GROUPS
2010	1.50% 4 cents per dental subscriber certificate per month	4 cents per subscriber certificate per month	1.50%	4 cents per beneficiary per month	1.50%	1.50%	1.50%
2011	1.50% 4 cents per dental subscriber certificate per month	4 cents per subscriber certificate per month	1.50%	4 cents per beneficiary per month	1.50%	1.50%	1.50%
2012	1.50% 4 cents per dental subscriber certificate per month	4 cents per subscriber certificate per month	1.50%	4 cents per beneficiary per month	1.50%	1.50%	1.50%
2013	1.50% 4 cents per dental subscriber certificate per month	4 cents per subscriber certificate per month	1.50%	4 cents per beneficiary per month	1.50%	1.50%	1.50%
2014	1.50% 4 cents per dental subscriber certificate per month	4 cents per subscriber certificate per month	1.50%	4 cents per beneficiary per month	1.50%	1.50%	1.50%

## ***Producer Licensing***

The Producer Licensing Section reviews and processes license applications and issues and maintains over 97,000 licenses, including resident and non-resident business entities and individuals. The Section oversees 13 license types and their related procedures, statutes and rules.

Producer Licensing continues to seek out new administrative efficiencies by utilizing online services through approved vendors. Online vendor services include license applications and renewals, appointments, address changes, license copies, continuing education courses and credit downloads, and more. Applicants and licensees utilize online services for 90-95% of all licensing transactions. This factor allows the turnaround time for non-resident licensing to remain 1-2 days, even with increased numbers of applications. The FBI fingerprinting process has become completely digitized, providing greater security and improved turnaround time on license issuance for residents.

Producer website information is regularly updated to provide the most current information and services, reducing call volumes to the Licensing Section. The Section maintains a paperless, efficient, and secure licensing environment by utilizing document imaging and email correspondence.

Section goals remain efficiency, security, and service.

## ***Continuing Education***

The Continuing Education (CE) Rule IDAPA 18.01.53, requires resident insurance licensees to complete 24 credit hours of continuing education within each two-year licensing period, which expires at the end of the individual's birth month. At least three of the 24 hours must be obtained in insurance ethics courses. Other mandated training has been adopted by the Department for annuity suitability, flood, and long term care policy sales. Non-resident and limited lines producers are exempt.

Appointed members of the CE Advisory Committee meet monthly to review provider course applications ensuring quality courses are available to Idaho producers. CE rules are in place to maintain high standards for courses and are regularly reviewed and improved. Presentation methods are available to licensees in a variety of formats including correspondence, internet, seminar, teleconference, traditional classroom, and webcast/webinar.

### **Highlights for Year 2014**

◆ License applications received	21,364
◆ Licenses issued	19,470
◆ Total licenses by 1/1/2015	95,232
◆ Total licenses renewed	26,939
◆ CE courses added	1,045

# ***Product Review***

The Product Review Bureau consists of one section: Rates and Forms.

## ***Rates and Forms***

The Rates and Forms Section accepts property, casualty, health and life policy contracts and related forms with the company certification ensuring they comply with the Idaho Code and are not ambiguous, misleading, or deceptive. The Section accepts advertising filings for life and health and reviews rate filings for various lines of insurance, including individual and small group health rate manuals, Medicare supplement, long-term care, private passenger automobile, homeowners, and credit. The objective is to ensure that rates are not inadequate, excessive, or unfairly discriminatory.

This Section is primarily responsible for administering rate and form laws on a file-and-use basis. Idaho Code Section 41-1812 states: "No basic insurance policy or annuity contract form, or application form where written application is required and is to be made a part of the policy or contract, or printed rider or endorsement form or form of renewal certificate, shall be delivered, or issued for delivery in this state, unless the form has been filed with the director." Although all major lines of insurance are monitored, the Section is alert to filings involving private passenger automobile rate changes, bail bonds, certificates of assumption, company mergers, credit life and disability, life settlement, consumer credit reporting, health products, long-term care, managed care organizations, Medicare supplements, title, and workers' compensation. Unless the forms are submitted and filed with the Rates and Forms Section, they may not be issued to residents of Idaho.

The Section meets the federal effective rate review standards for the individual and small group health insurance markets, retaining state-level regulatory authority. The Section supports the Idaho Health Insurance Exchange in fulfilling the plan management requirements by reviewing health plans against Idaho's Qualified Health Plan (QHP) standards and recommending for certification by the Exchange plans that meet the standards.

The Department receives policy and rate filings from 1,406 companies licensed or registered to sell products in Idaho. The Department received 6,128 separate filings in 2014 via SERFF (System for Electronic Rate and Form Filing), resulting in the following total number of forms and rates for all filings submitted in 2014.

## Highlights for Year 2014

<u>Business Line</u>	<u>Forms</u>	<u>Rates</u>
Advertising	1,017	0
Aircraft	1,181	1
Annuities	561	0
Boiler & Machinery	34	2
Commercial Auto	1,595	161
Commercial Package	2,656	161
Credit Life	35	0
Farmowners	196	20
Fidelity/Surety	214	30
Group Health	2,521	64
General Liability	10,487	260
Group Life	216	0
HMO	1,005	5
Homeowners	684	85
Individual Health	1,795	44
Individual Life	307	3
Inland Marine	1,001	142
Life Settlement	46	0
Long-Term Care	87	42
Medical Malpractice	579	17
Medicare Supplement	147	108
Personal Auto	351	154
Property	827	161
Title	425	4
Workers' Compensation	233	128
Other All Lines	1,625	84

# Summary of Annual Statements

<b>Idaho Experience and Market Share of Top 20 Stock and Mutual Companies by Line of Business - 2014.....</b>	<b>39</b>
Fire.....	39
Allied Lines.....	39
Multiple Peril Crop.....	40
Federal Flood.....	41
Farmowners Multiple Peril.....	42
Homeowners Multiple Peril.....	42
Commercial Multiple Peril (Non-Liability Portion).....	43
Commercial Multiple Peril (Liability Portion).....	44
Mortgage Guaranty.....	45
Ocean Marine.....	45
Inland Marine.....	46
Financial Guaranty.....	47
Medical Professional Liability.....	47
Earthquake.....	48
Group Accident and Health.....	49
Credit Accident and Health (Group and Individual).....	49
Collectively Renewable Accident and Health.....	50
Non-Cancellable Accident and Health.....	50
Guaranteed Renewable Accident and Health.....	50
Non-Renewable for Stated Reasons Only.....	50
Other Accident Only.....	51
Medicare Title XVIII Exempt from State Taxes and Fees.....	51
All Other Accident and Health.....	51
Federal Employee Health Benefits Program Premium.....	51
Workers' Compensation.....	52
Other Liability — Occurrence.....	52
Other Liability — Claims-Made.....	53
Excess Workers' Compensation.....	54
Product Liability.....	55
Private Passenger Auto No-Fault (Personal Injury Protection).....	56
Other Private Passenger Auto Liability.....	57
Commercial Auto No-Fault (Personal Injury Protection).....	57
Other Commercial Auto Liability.....	58
Private Passenger Auto Physical Damage.....	59
Aircraft.....	60
Fidelity.....	60
Surety.....	61
Burglary and Theft.....	62
Boiler and Machinery.....	63

Credit.....	63
Warranty.....	64
Accident and Health — Life, Health and Managed Care Companies.....	65
Title.....	66
Ordinary Life and Annuity.....	66
Credit Life.....	67
Group Life and Annuity.....	68
Industrial Life.....	68
Private Crop.....	69
<b>Summary of Financial Condition as of December 31, 2014.....</b>	<b>70</b>
Life and Disability Insurers.....	70
Property and Casualty Insurers.....	83
Managed Care Organizations.....	110
Hospital and Professional Service Corporations.....	110
Hospital Trusts.....	110
County Mutual Fire Companies.....	110
Fraternal Benefit Societies.....	111
Title Companies.....	111
<b>Summary of Business in Idaho for Calendar Year 2014.....</b>	<b>112</b>
Life and Health Insurers.....	112
Property and Casualty Insurers.....	126



## 2014 Business Fire

Company Name	Direct Premiums Written	Market Share	Direct Premiums Earned	Direct Losses Incurred	Loss Ratio	Direct Defense & Cost Containment Expense Incurred
LUMBERMENS UNDERWRITING ALLIANCE	538,525	2.18%	562,401	(65)	0.0%	0
NATIONAL UNION FIRE INS CO OF PITTS	721,593	2.92%	187,361	21,832	11.7%	(1,172)
SAFECO INS CO OF AMER	2,014,255	8.14%	1,954,455	967,796	49.5%	18,109
FACTORY MUT INS CO	1,586,625	6.41%	1,406,153	0	0.0%	0
AUTOMOBILE INS CO OF HARTFORD CT	428,925	1.73%	416,819	266,107	63.8%	10,310
TRAVELERS IND CO	1,400,755	5.66%	1,311,705	(260,843)	-19.9%	4,751
AMERICAN MODERN HOME INS CO	456,483	1.84%	317,615	119,495	37.6%	(2,360)
ZURICH AMER INS CO	461,988	1.87%	485,339	(28,660)	-5.9%	0
GEM STATE INS CO	515,888	2.08%	513,700	1,783	0.3%	0
TRAVELERS PROP CAS CO OF AMER	603,663	2.44%	747,624	(31,634)	-4.2%	(2,947)
CINCINNATI INS CO	626,524	2.53%	531,513	91,141	17.1%	15,812
FARM BUREAU MUT INS CO OF ID	396,880	1.60%	359,235	(26,930)	-7.5%	70,829
AFFILIATED FM INS CO	1,234,380	4.99%	1,231,674	122,760	10.0%	0
LIBERTY MUT FIRE INS CO	761,288	3.08%	707,679	99,158	14.0%	109
STANDARD GUAR INS CO	1,162,252	4.70%	1,285,229	314,149	24.4%	(619)
AUTO OWNERS INS CO	849,952	3.44%	780,773	543,656	69.6%	13,949
FOREMOST INS CO GRAND RAPIDS MI	903,401	3.65%	838,037	546,451	65.2%	3,678
EMPLOYERS MUT CAS CO	409,639	1.66%	416,190	138,034	33.2%	0
ALLIANZ GLOBAL RISKS US INS CO	695,071	2.81%	602,610	(45,667)	-7.6%	(8,059)
WESTPORT INS CORP	506,667	2.05%	665,001	(16,065)	-2.4%	(1,210)
ALL OTHERS (177)	8,468,774	34.23%	8,989,626	467,004	5.2%	61,473
TOTALS	24,743,528	100.00%	24,310,739	3,289,502	13.5%	182,653

## Allied Lines

Company Name	Direct Premiums Written	Market Share	Direct Premiums Earned	Direct Losses Incurred	Loss Ratio	Direct Defense & Cost Containment Expense Incurred
EMPLOYERS MUT CAS CO	371,131	1.45%	400,122	96,250	24.1%	(53)
AMERICAN SECURITY INS CO	299,832	1.17%	421,378	157,518	37.4%	0
LIBERTY MUT FIRE INS CO	300,782	1.18%	305,435	127,907	41.9%	833
AMERICAN MODERN HOME INS CO	319,267	1.25%	228,414	225,599	98.8%	360
ALLIANZ GLOBAL RISKS US INS CO	365,579	1.43%	322,035	(66,316)	-20.6%	(11,719)
ZURICH AMER INS CO	362,502	1.42%	371,515	(162)	0.0%	8,732

## 2014 Business Allied Lines (continued)

Company Name	Direct Premiums Written	Market Share	Direct Premiums Earned	Direct Losses Incurred	Loss Ratio	Direct Defense & Cost Containment Expense Incurred
AFFILIATED FM INS CO	638,847	2.50%	638,465	300,441	47.1%	4,684
FACTORY MUT INS CO	4,364,601	17.05%	3,657,662	0	0.0%	0
SAFECO INS CO OF AMER	3,031,296	11.84%	2,930,473	2,012,470	68.7%	21,262
STANDARD GUAR INS CO	2,557,259	9.99%	2,226,776	589,168	26.5%	(119)
TRAVELERS IND CO	1,425,069	5.57%	1,407,776	461,548	32.8%	(18,388)
TRAVELERS PROP CAS CO OF AMER	356,476	1.39%	618,137	393,678	63.7%	(10,240)
UNITED SERV AUTOMOBILE ASSN	883,099	3.45%	873,447	542,660	62.1%	1,670
NATIONAL UNION FIRE INS CO OF PITTS	420,332	1.64%	108,519	12,932	11.9%	129
AUTOMOBILE INS CO OF HARTFORD CT	457,099	1.79%	443,449	430,635	97.1%	13,047
FARM BUREAU MUT INS CO OF ID	1,285,434	5.02%	1,285,434	4,382,231	340.9%	0
FOREMOST INS CO GRAND RAPIDS MI	421,177	1.65%	386,720	(2,385)	-0.6%	(131)
RSUI IND CO	471,275	1.84%	323,848	3,183	1.0%	1,001
CINCINNATI INS CO	472,254	1.85%	407,621	148,177	36.4%	5,055
USAA CAS INS CO	485,557	1.90%	482,497	238,137	49.4%	965
ALL OTHERS (179)	6,305,825	24.64%	6,373,657	2,825,418	44.3%	43,911
TOTALS	25,594,693	100.00%	24,213,380	12,879,089	53.2%	60,999

## Multiple Peril Crop

Company Name	Direct Premiums Written	Market Share	Direct Premiums Earned	Direct Losses Incurred	Loss Ratio	Direct Defense & Cost Containment Expense Incurred
WESTERN AGRIC INS CO	13,071	0.02%	12,193	376	3.1%	0
GREAT AMER INS CO OF NY	0	0.00%	0	0	0.0%	(1,711)
CASUALTY UNDERWRITERS INS CO	0	0.00%	6,449	12,800	198.5%	0
MUTUAL OF ENUMCLAW INS CO	0	0.00%	0	2	0.0%	(1)
INSURANCE CO OF THE STATE OF PA	0	0.00%	0	(1,363)	0.0%	(13)
CUMIS INS SOCIETY INC	2,126	0.00%	2,126	(223,301)	-10503.3%	0
FARM BUREAU MUT INS CO OF ID	2,572,938	4.35%	2,572,938	3,626,874	141.0%	0
STATE FARM FIRE & CAS CO	11,253	0.02%	12,423	0	0.0%	0
ACE PROP & CAS INS CO	17,445,215	29.47%	17,674,449	18,866,651	106.7%	0
GREAT AMER INS CO	2,170,599	3.67%	2,193,450	815,300	37.2%	(2,129)
NAU COUNTRY INS CO	7,557,578	12.77%	7,427,904	5,178,519	69.7%	0
ATLANTIC SPECIALTY INS CO	156,135	0.26%	207,683	139,804	67.3%	0
AMERICAN AGRI BUSINESS INS CO	8,423,383	14.23%	8,976,467	11,432,335	127.4%	0
RURAL COMM INS CO	9,388,471	15.86%	10,905,613	9,742,319	89.3%	0

**2014 Business****Multiple Peril Crop (continued)**

Company Name	Direct Premiums Written	Market Share	Direct Premiums Earned	Direct Losses Incurred	Loss Ratio	Direct Defense & Cost Containment Expense Incurred
JOHN DEERE INS CO	9,990,648	16.88%	10,313,622	8,471,784	82.1%	0
AGRI GEN INS CO	24,219	0.04%	25,487	(4,679)	-18.4%	0
OCCIDENTAL FIRE & CAS CO OF NC	3,541	0.01%	3,541	3,990	112.7%	0
PRODUCERS AGRICULTURE INS CO	1,443,168	2.44%	1,682,382	878,973	52.2%	0
TOTALS	59,202,345	100.00%	62,016,727	58,940,384	95.0%	(3,854)

**Federal Flood**

Company Name	Direct Premiums Written	Market Share	Direct Premiums Earned	Direct Losses Incurred	Loss Ratio	Direct Defense & Cost Containment Expense Incurred
NATIONWIDE MUT FIRE INS CO	63,476	1.76%	67,664	6,161	9.1%	18
HARTFORD INS CO OF THE MIDWEST	518,427	14.40%	491,724	5,047	1.0%	1,340
ALLSTATE INS CO	469,497	13.04%	485,187	2,826	0.6%	0
FARMERS INS CO OF ID	447,380	12.42%	465,387	8,256	1.8%	1,720
WRIGHT NATL FLOOD INS CO	324,047	9.00%	329,119	1,372	0.4%	0
USAA GEN IND CO	276,006	7.66%	270,414	2,494	0.9%	1,251
SELECTIVE INS CO OF NY	140,739	3.91%	135,795	1,990	1.5%	771
PHILADELPHIA IND INS CO	126,809	3.52%	123,274	10,121	8.2%	0
AUTO OWNERS INS CO	116,227	3.23%	103,557	0	0.0%	90
AMERICAN BANKERS INS CO OF FL	703,300	19.53%	638,583	8,154	1.3%	0
LIBERTY MUT FIRE INS CO	64,701	1.80%	62,835	(19,427)	-30.9%	3,083
QBE INS CORP	19,580	0.54%	22,105	(240)	-1.1%	(102)
FOREMOST INS CO GRAND RAPIDS MI	63,153	1.75%	62,179	0	0.0%	0
HARTFORD UNDERWRITERS INS CO	46,542	1.29%	45,062	0	0.0%	0
HOMESITE INS CO	34,368	0.95%	35,647	0	0.0%	0
METROPOLITAN PROP & CAS INS CO	32,172	0.89%	31,951	0	0.0%	0
RURAL COMM INS CO	25,442	0.71%	25,442	0	0.0%	0
HARLEYSVILLE INS CO	16,872	0.47%	28,571	0	0.0%	0
AMERICAN FAMILY MUT INS CO	84,891	2.36%	88,664	1,224	1.4%	754
SERVICE INS CO	8,091	0.22%	8,091	0	0.0%	0
ALL OTHERS (12)	19,318	0.54%	125,923	36	0.0%	(1)
TOTALS	3,601,038	100.00%	3,647,174	28,014	0.8%	8,924

## 2014 Business Farmowners Multiple Peril

Company Name	Direct Premiums Written	Market Share	Direct Premiums Earned	Direct Losses Incurred	Loss Ratio	Direct Defense & Cost Containment Expense Incurred
CHARTER OAK FIRE INS CO	401,083	0.71%	415,775	47,703	11.5%	4,588
MUTUAL OF ENUMCLAW INS CO	6,711,425	11.86%	6,509,615	2,687,984	41.3%	164,118
FIREMANS FUND INS CO	282,330	0.50%	270,091	18,602	6.9%	7,304
FARMERS ALLIANCE MUT INS CO	1,978,058	3.50%	2,040,160	1,212,306	59.4%	82,986
NATIONAL SURETY CORP	1,032,826	1.83%	1,000,395	1,135,291	113.5%	(1,870)
AMERICAN STATES INS CO	1,034,521	1.83%	989,925	334,366	33.8%	40,473
FARM BUREAU MUT INS CO OF ID	27,468,511	48.54%	26,496,456	17,604,516	66.4%	1,369,281
TRAVELERS IND CO OF AMER	1,098,912	1.94%	1,075,338	673,065	62.6%	12,970
TRAVELERS IND CO	1,040,775	1.84%	1,080,982	3,144	0.3%	15,274
AMERICAN FAMILY MUT INS CO	426,907	0.75%	394,079	190,398	48.3%	(1,470)
UNITED HERITAGE PROP & CAS CO	1,791,274	3.17%	1,764,637	292,839	16.6%	16,946
GRANGE INS ASSN	1,196,129	2.11%	1,168,473	77,556	6.6%	(57,535)
OREGON MUT INS CO	2,478,750	4.38%	2,661,423	968,538	36.4%	42,906
NORTH PACIFIC INS CO	3,199,329	5.65%	3,130,134	2,110,618	67.4%	41,853
AMERICAN INS CO	951,070	1.68%	899,990	739,478	82.2%	(1,165)
UNIGARD INS CO	902,884	1.60%	990,434	279,540	28.2%	34,646
NATIONWIDE MUT INS CO	739,701	1.31%	1,152,216	635,764	55.2%	43,133
NATIONWIDE AGRIBUSINESS INS CO	685,207	1.21%	318,425	112,457	35.3%	3,846
QBE INS CORP	552,540	0.98%	518,381	1,119,591	216.0%	5,727
STATE FARM FIRE & CAS CO	1,678,961	2.97%	1,641,535	624,802	38.1%	(27,933)
ALL OTHERS (22)	935,814	1.65%	900,441	(2,078,741)	-230.9%	(33,692)
TOTALS	56,587,007	100.00%	55,418,905	28,789,817	51.9%	1,762,386

## Homeowners Multiple Peril

Company Name	Direct Premiums Written	Market Share	Direct Premiums Earned	Direct Losses Incurred	Loss Ratio	Direct Defense & Cost Containment Expense Incurred
USAA CAS INS CO	5,378,203	1.80%	5,195,282	2,438,318	46.9%	(3,517)
AUTO OWNERS INS CO	5,455,988	1.83%	5,294,885	5,899,689	111.4%	198,531
FOREMOST INS CO GRAND RAPIDS MI	5,904,946	1.98%	5,765,857	2,148,428	37.3%	27,683
STATE FARM FIRE & CAS CO	49,079,961	16.46%	48,353,686	32,780,187	67.8%	641,321
FARM BUREAU MUT INS CO OF ID	27,339,261	9.17%	26,287,376	18,959,645	72.1%	435,174
SAFECO INS CO OF IL	26,630,079	8.93%	25,457,599	13,113,237	51.5%	357,653

**2014 Business****Homeowners Multiple Peril (continued)**

ALLSTATE VEHICLE & PROP INS CO	5,240,358	1.76%	4,054,541	2,903,779	71.6%	34,898
FARMERS INS CO OF ID	15,086,784	5.06%	16,096,935	11,099,230	69.0%	(46,975)
UNITED HERITAGE PROP & CAS CO	12,875,271	4.32%	12,742,053	7,451,026	58.5%	46,894
FARMERS INS EXCH	15,328,908	5.14%	15,008,459	9,286,250	61.9%	23,936
MUTUAL OF ENUMICLAW INS CO	5,190,769	1.74%	5,308,716	4,337,266	81.7%	97,639
LIBERTY INS CORP	4,386,862	1.47%	3,928,506	2,267,215	57.7%	3,236
VIGILANT INS CO	3,855,878	1.29%	3,783,276	277,646	7.3%	(11,156)
AMERICAN FAMILY MUT INS CO	8,512,547	2.85%	8,397,204	7,236,569	86.2%	(27,104)
UNITED SERV AUTOMOBILE ASSN	8,012,052	2.69%	7,793,989	5,717,404	73.4%	34,561
ALLSTATE PROP & CAS INS CO	10,548,749	3.54%	11,212,044	6,643,653	59.3%	146,674
ALLSTATE IND CO	6,694,678	2.25%	6,889,277	4,022,683	58.4%	21,104
ALLSTATE INS CO	5,910,196	1.98%	6,072,089	4,298,059	70.8%	53,555
METROPOLITAN PROP & CAS INS CO	6,022,813	2.02%	5,689,847	5,276,537	92.7%	(16,345)
TRAVELERS HOME & MARINE INS CO	7,901,323	2.65%	7,654,136	4,566,770	59.7%	187,682
ALL OTHERS (106)	62,829,777	21.07%	60,740,974	40,522,686	66.7%	1,174,078
TOTALS	298,185,403	100.00%	291,726,731	191,246,277	65.6%	3,379,522

**Commercial Multiple Peril (Non-Liability Portion)**

Company Name	Direct Premiums Written	Market Share	Direct Premiums Earned	Direct Losses Incurred	Loss Ratio	Direct Defense & Cost Containment Expense Incurred
WESTERN COMM INS CO	8,347,761	9.42%	8,076,043	5,115,888	63.3%	109,301
CONTINENTAL WESTERN INS CO	4,608,029	5.20%	4,420,267	909,781	20.6%	7,827
OHIO SECURITY INS CO	3,110,266	3.51%	2,811,421	837,329	29.8%	27,485
STATE FARM FIRE & CAS CO	2,748,810	3.10%	2,740,717	880,962	32.1%	2,992
TRAVELERS PROP CAS CO OF AMER	1,437,937	1.62%	1,410,420	660,467	46.8%	20,235
CINCINNATI INS CO	5,085,385	5.74%	5,128,078	1,192,547	23.3%	19,182
FARMERS INS CO OF ID	2,488,420	2.81%	2,502,982	1,378,342	55.1%	(5,472)
AMERICAN HALLMARK INS CO OF TX	2,393,076	2.70%	2,424,346	1,993,567	82.2%	14,927
PHILADELPHIA IND INS CO	2,319,628	2.62%	2,297,939	692,781	30.1%	1,499
MUTUAL OF ENUMICLAW INS CO	2,169,154	2.45%	2,186,972	1,242,769	56.8%	102,603
FARMERS INS EXCH	2,072,015	2.34%	2,268,521	932,343	41.1%	8,286
ALLSTATE IND CO	2,030,702	2.29%	1,988,399	1,797,496	90.4%	28,386
TRAVELERS CAS INS CO OF AMER	1,628,009	1.84%	1,655,393	1,084,729	65.5%	20,050
AUTO OWNERS INS CO	1,562,863	1.76%	1,495,972	569,051	38.0%	120,266

**2014 Business****Commercial Multiple Peril (Non-Liability Portion) (continued)**

TRUCK INS EXCH	1,556,573	1.76%	1,780,942	192,056	10.8%	5,308
AMERICAN FAMILY MUT INS CO	1,437,968	1.62%	1,425,492	796,489	55.9%	(1,863)
AMCO INS CO	2,871,497	3.24%	2,803,161	2,398,763	85.6%	75,588
NATIONWIDE AGRIBUSINESS INS CO	1,370,135	1.55%	1,327,017	364,207	27.4%	431
AMERICAN ECONOMY INS CO	1,317,978	1.49%	1,322,374	219,317	16.6%	(3,354)
ACE AMER INS CO	1,519,373	1.72%	1,367,899	(2,292)	-0.2%	26,788
ALL OTHERS (217)	36,499,504	41.21%	38,646,091	13,037,220	33.7%	425,523
TOTALS	88,575,083	100.00%	90,080,446	36,293,812	40.3%	1,005,988

**Commercial Multiple Peril (Liability Portion)**

Company Name	Direct Premiums Written	Market Share	Direct Premiums Earned	Direct Losses Incurred	Loss Ratio	Direct Defense & Cost Containment Expense Incurred
CONTINENTAL WESTERN INS CO	1,032,990	2.33%	1,036,666	823,854	79.5%	4,183
GREAT WEST CAS CO	6,234,080	14.09%	5,652,278	3,196,470	56.6%	21,019
TRUCK INS EXCH	529,255	1.20%	563,626	315,026	55.9%	(460)
ARCH INS CO	547,583	1.24%	394,790	155,822	39.5%	4,552
FEDERATED MUT INS CO	548,292	1.24%	455,389	187,563	41.2%	900
NATIONAL INTERSTATE INS CO	600,944	1.36%	604,811	321,177	53.1%	18,342
SENTRY SELECT INS CO	633,191	1.43%	540,073	1,041,508	192.8%	(1,243)
UNITED FINANCIAL CAS CO	3,797,676	8.58%	3,617,000	1,851,524	51.2%	20,437
NATIONAL CAS CO	972,248	2.20%	1,048,260	629,577	60.1%	26,662
EMPLOYERS MUT CAS CO	711,175	1.61%	668,577	355,307	53.1%	932
OWNERS INS CO	781,165	1.77%	746,394	350,728	47.0%	1,019
WESTERN COMM INS CO	2,368,466	5.35%	2,251,931	2,003,662	89.0%	6,690
CINCINNATI INS CO	1,345,723	3.04%	1,252,324	858,648	68.6%	5,314
AUTO OWNERS INS CO	744,556	1.68%	701,236	488,255	69.6%	18,292
ACUITY A MUT INS CO	745,078	1.68%	700,774	346,615	49.5%	(156)
MUTUAL OF ENUMICLAW INS CO	1,313,891	2.97%	1,230,660	1,284,756	104.4%	29,893
NORTHLAND INS CO	1,300,745	2.94%	1,252,338	568,810	45.4%	14,991
NATIONAL IND CO	994,405	2.25%	1,012,939	684,617	67.6%	42,265
OHIO SECURITY INS CO	896,711	2.03%	737,524	501,675	68.0%	5,647
OREGON MUT INS CO	870,617	1.97%	883,678	692,588	78.4%	0
ALL OTHERS (247)	17,272,205	39.04%	17,467,516	12,642,909	72.4%	42,955

## 2014 Business Mortgage Guaranty

Company Name	Direct Premiums Written	Market Share	Direct Premiums Earned	Direct Losses Incurred	Loss Ratio	Direct Defense & Cost Containment Expense Incurred
UNITED GUAR RESIDENTIAL INS CO	2,963,451	11.20%	2,691,106	750,652	27.9%	(9,485)
RADIAN GUAR INC	7,007,697	26.48%	6,784,318	2,339,029	34.5%	0
UNITED GUAR MORTGAGE IND CO	0	0.00%	265	0	0.0%	0
GENWORTH MORTGAGE INS CORP	3,388,322	12.80%	3,791,750	3,560,755	93.9%	0
NATIONAL MORTGAGE INS CORP	63,379	0.24%	33,803	0	0.0%	0
ESSENT GUAR INC	2,251,048	8.51%	1,978,051	11,745	0.6%	903
ARCH MORTGAGE INS CO	1,761,408	6.66%	1,759,565	284,012	16.1%	0
PMI MORTGAGE INS CO	1,234,390	4.66%	1,262,534	250,447	19.8%	0
REPUBLIC MORTGAGE INS CO	767,935	2.90%	777,700	643,556	82.8%	25,180
MGIC IND CORP	655,337	2.48%	704,360	50,346	7.1%	486
GENWORTH RESIDENTIAL MORTGAGE INS CO	68,252	0.26%	75,128	21,799	29.0%	0
ARCH MORTGAGE GUAR CO	3,105	0.01%	(71,496)	0	0.0%	0
MORTGAGE GUAR INS CORP	6,298,343	23.80%	6,243,574	1,536,601	24.6%	17,019
TOTALS	26,462,667	100.00%	26,030,658	9,448,942	36.3%	34,103

## Ocean Marine

Company Name	Direct Premiums Written	Market Share	Direct Premiums Earned	Direct Losses Incurred	Loss Ratio	Direct Defense & Cost Containment Expense Incurred
AXIS INS CO	103,082	2.13%	110,952	25,505	23.0%	357
CONTINENTAL INS CO	99,201	2.05%	106,363	(298,343)	-280.5%	6,037
STARR IND & LIAB CO	166,118	3.43%	166,192	(11,308)	-6.8%	(406)
XL SPECIALTY INS CO	125,552	2.59%	129,474	(97,190)	-75.1%	(12,958)
TRAVELERS HOME & MARINE INS CO	122,993	2.54%	121,191	12,389	10.2%	557
AGCS MARINE INS CO	116,391	2.40%	129,117	978	0.8%	173
MARKEL AMER INS CO	254,360	5.25%	250,279	(15,516)	-6.2%	(5,620)
NATIONAL UNION FIRE INS CO OF PITTS	590,995	12.19%	767,677	77,349	10.1%	(37)
FOREMOST INS CO GRAND RAPIDS MI	462,317	9.54%	453,194	389,953	86.0%	1,661
ST PAUL FIRE & MARINE INS CO	107,453	2.22%	101,157	134,970	133.4%	39,435
TRAVELERS PROP CAS CO OF AMER	309,967	6.39%	301,089	127,749	42.4%	6,956
ESSENTIA INS CO	93,032	1.92%	88,110	60,728	68.9%	2,004
ENDURANCE AMER INS CO	239,736	4.94%	120,189	148	0.1%	18
HANOVER INS CO	230,277	4.75%	187,700	739,143	393.8%	3,642

Ocean Marine (continued)						
FEDERAL INS CO	197,009	4.06%	183,532	31,759	17.3%	1,839
ATLANTIC SPECIALTY INS CO	166,817	3.44%	141,053	19,637	13.9%	0
ZURICH AMER INS CO	327,006	6.75%	451,362	45,921	10.2%	3,999
SEAWORTHY INS CO	179,494	3.70%	157,026	73,738	47.0%	0
ACE AMER INS CO	92,058	1.90%	91,017	80,288	88.2%	6,842
UNITED SERV AUTOMOBILE ASSN	90,931	1.88%	93,750	49,125	52.4%	430
ALL OTHERS (51)	773,272	15.95%	709,692	374,726	52.8%	12,688
TOTALS	4,848,061	100.00%	4,860,116	1,821,749	37.5%	67,617

## Inland Marine

Inland Marine						
Company Name	Direct Premiums Written	Market Share	Direct Premiums Earned	Direct Losses Incurred	Loss Ratio	Direct Defense & Cost Containment Expense Incurred
TRAVELERS PROP CAS CO OF AMER	1,358,307	1.89%	1,324,107	(351,501)	-26.5%	(17,902)
FACTORY MUT INS CO	1,802,105	2.51%	1,642,794	(153,812)	-9.4%	(2,583)
GREAT WEST CAS CO	1,777,184	2.47%	1,721,942	1,102,964	64.1%	33,688
NATIONAL UNION FIRE INS CO OF PITTS	754,185	1.05%	754,187	308,847	41.0%	339
TRANSAMERICA CAS INS CO	823,668	1.15%	833,134	636,636	76.4%	0
JEFFERSON INS CO	1,704,226	2.37%	1,651,020	540,121	32.7%	0
NORTHWESTERN COMM INS CO	1,332,568	1.85%	1,279,609	1,584,224	123.8%	63,480
SECURITIES CAS CO	1,469,004	2.04%	1,282,795	366,466	28.6%	67,063
PROGRESSIVE NORTHWESTERN INS CO	894,766	1.25%	867,043	451,991	52.1%	936
STATE FARM FIRE & CAS CO	2,459,616	3.42%	2,439,581	1,163,630	47.7%	10,456
AFFILIATED FM INS CO	891,749	1.24%	822,758	(148,992)	-18.1%	(1,074)
LIBERTY MUT INS CO	14,399,335	20.04%	14,385,704	8,009,197	55.7%	(3,439)
AGCS MARINE INS CO	1,005,364	1.40%	947,357	176,119	18.6%	4,832
ZURICH AMER INS CO	980,855	1.37%	883,012	144,831	16.4%	44
NATIONAL CAS CO	914,262	1.27%	917,162	346,576	37.8%	(1,576)
MARCH INS CO	838,602	1.17%	690,471	134,609	19.5%	3,373
FARM BUREAU MUT INS CO OF ID	3,962,463	5.52%	3,764,073	1,908,784	50.7%	11,056
CONTINENTAL CAS CO	6,632,074	9.23%	6,845,530	2,963,929	43.3%	890
CINCINNATI INS CO	732,626	1.02%	650,822	(167,717)	-25.8%	4,209
NEW HAMPSHIRE INS CO	2,973,197	4.14%	3,066,427	113,016	3.7%	1,789
ALL OTHERS (288)	24,138,966	33.60%	23,796,843	9,116,198	38.3%	93,540
TOTALS	71,845,122	100.00%	70,566,371	28,246,116	40.0%	269,121



## 2014 Business Financial Guaranty

Company Name	Direct Premiums Written	Market Share	Direct Premiums Earned	Direct Losses Incurred	Loss Ratio	Direct Defense & Cost Containment Expense Incurred
ASSURED GUAR MUNICIPAL CORP	226,460	100.00%	339,482	0	0.0%	0
SYNCORA GUAR INC	0	0.00%	43,133	0	0.0%	0
21ST CENTURY PREMIER INS CO	0	0.00%	0	0	0.0%	(145)
NATIONAL PUBLIC FINANCE GUAR CORP	0	0.00%	159,026	0	0.0%	0
RADIAN ASSET ASSUR INC	0	0.00%	3,768	0	0.0%	0
AMBAC ASSUR CORP	0	0.00%	129,145	0	0.0%	0
MBIA INS CORP	0	0.00%	80,370	0	0.0%	0
ASSURED GUAR CORP	0	0.00%	64,742	0	0.0%	0
TOTALS	226,460	100.00%	819,666	0	0.0%	(145)

## Medical Professional Liability

Company Name	Direct Premiums Written	Market Share	Direct Premiums Earned	Direct Losses Incurred	Loss Ratio	Direct Defense & Cost Containment Expense Incurred
NGMIC INS CO	445,060	2.04%	445,432	274,929	61.7%	144,764
PACO ASSUR CO INC	85,089	0.39%	84,488	(45,899)	-54.3%	(11,834)
MEDICAL INS EXCH OF CA	6,129,339	28.04%	5,898,654	2,658,753	45.1%	1,685,606
WASHINGTON GAS CO	870,811	3.98%	750,012	125,838	16.8%	75,084
PHARMACISTS MUT INS CO	47,914	0.22%	45,300	14,820	32.7%	3,230
PREFERRED PROFESSIONAL INS CO	64,960	0.30%	59,100	10,277	17.4%	13,194
CINCINNATI INS CO	72,636	0.33%	70,824	(11,541)	-16.3%	15,150
AMERICAN ALT INS CORP	92,477	0.42%	87,780	1,385	1.6%	251
NATIONAL UNION FIRE INS CO OF PITTS	170,305	0.78%	173,533	(57,565)	-33.2%	(2,688)
ACE AMER INS CO	187,474	0.86%	196,991	(65,450)	-33.2%	48,558
NORTHWEST DENTISTS INS CO	217,248	0.99%	201,626	29,000	14.4%	13,780
LIBERTY INS UNDERWRITERS INC	318,021	1.45%	322,017	(92,649)	-28.8%	95,070
UMIA INS INC	573,299	2.62%	513,263	(490,415)	-95.5%	29,990
AMERICAN GAS CO OF READING PA	1,090,536	4.99%	1,106,983	(398,796)	-36.0%	87,446
DOCTORS CO AN INTERINS EXCH	4,600,089	21.04%	4,239,126	2,076,538	49.0%	2,086,365
PHYSICIANS INS A MUT CO	1,334,850	6.11%	1,331,222	34,126	2.6%	67,751
MEDICAL PROTECTIVE CO	1,887,126	8.63%	1,826,473	5,706,436	312.4%	1,186,728
PODIATRY INS CO OF AMER	316,866	1.45%	351,068	121,015	34.5%	321,010
CHURCH MUT INS CO	68,068	0.31%	78,097	8,834	11.3%	907

## 2014 Business Medical Professional Liability (continued)

CONTINENTAL CAS CO	3,138,234	14.36%	3,240,993	(69,245)	-21.6%	1,168,059
ALL OTHERS (34)	148,860	0.68%	154,455	(189,124)	-122.4%	(19,484)
TOTALS	21,859,262	100.00%	21,177,437	9,011,267	42.6%	7,008,937

Earthquake						
Company Name	Direct Premiums Written	Market Share	Direct Premiums Earned	Direct Losses Incurred	Loss Ratio	Direct Defense & Cost Containment Expense Incurred
USAA CAS INS CO	82,046	3.02%	80,465	750	0.9%	53
INSURANCE CO OF THE WEST	85,371	3.14%	96,245	0	0.0%	0
XL INS AMER INC	102,166	3.76%	95,702	270	0.3%	14
VIGILANT INS CO	105,752	3.89%	123,933	0	0.0%	0
UNITED SERV AUTOMOBILE ASSN	216,010	7.95%	208,805	1,500	0.7%	(55)
STATE FARM FIRE & CAS CO	319,876	11.78%	318,914	0	0.0%	0
ZURICH AMER INS CO	33,829	1.25%	32,692	(437)	-1.3%	0
ALLIANZ GLOBAL RISKS US INS CO	68,393	2.52%	58,956	(8,228)	-14.0%	(1,452)
TRAVELERS PROP CAS CO OF AMER	104,516	3.85%	179,536	5,549	3.1%	7
DAKOTA FIRE INS CO	35,022	1.29%	28,529	0	0.0%	0
FARMERS INS EXCH	34,223	1.26%	29,087	0	0.0%	0
TRAVELERS IND CO	446,209	16.43%	441,075	13,218	3.0%	16
NATIONAL UNION FIRE INS CO OF PITTS	60,075	2.21%	15,548	0	0.0%	0
LIBERTY MUT FIRE INS CO	55,334	2.04%	56,222	(1)	0.0%	0
ARCH INS CO	50,802	1.87%	51,305	0	0.0%	34
FEDERAL INS CO	48,878	1.80%	29,281	0	0.0%	0
AUTO OWNERS INS CO	48,211	1.77%	44,076	(6)	0.0%	0
AMERICAN FAMILY MUT INS CO	43,051	1.58%	39,196	0	0.0%	0
ASSOCIATED IND CORP	37,864	1.39%	34,396	52	0.2%	(438)
AIG PROP CAS CO	198,336	7.30%	194,535	0	0.0%	0
ALL OTHERS (97)	540,561	19.90%	587,469	(4,824)	-0.8%	867
TOTALS	2,716,525	100.00%	2,745,967	7,843	0.3%	(954)

## 2014 Business Group Accident and Health

Company Name	Direct Premiums Written	Market Share	Direct Premiums Earned	Direct Losses Incurred	Loss Ratio	Direct Defense & Cost Containment Expense Incurred
AMERICAN BANKERS INS CO OF FL	7,969	0.08%	7,969	6	0.1%	0
UNITED STATES FIRE INS CO	137,171	1.32%	137,171	(7,981)	-5.8%	299
ACE AMER INS CO	147,770	1.42%	141,528	14,558	10.3%	(1,943)
BCS INS CO	477,275	4.58%	480,928	240,826	50.1%	1,209
ATLANTIC SPECIALTY INS CO	148,632	1.43%	155,349	5,239	3.4%	1,076
WESCO INS CO	101,893	0.98%	101,893	14,994	14.7%	2,646
INDEPENDENCE AMER INS CO	165,525	1.59%	165,525	156,566	94.6%	0
AMEX ASSUR CO	197,036	1.89%	197,701	(12,158)	-6.1%	0
ZURICH AMER INS CO	333,797	3.20%	291,587	13,453	4.6%	4,071
CENTRAL STATES IND CO OF OMAHA	29,468	0.28%	29,500	1,659	5.6%	0
CONTINENTAL GAS CO	505,670	4.85%	164,503	4,162	2.5%	0
NATIONAL UNION FIRE INS CO OF PITTS	3,201,192	30.72%	3,137,015	2,599,971	82.9%	7,042
FEDERAL INS CO	229,275	2.20%	224,813	22,136	9.8%	681
WESTPORT INS CORP	736,486	7.07%	736,486	413,303	56.1%	(1,218)
SENTRY INS A MUT CO	22,958	0.22%	28,525	11,548	40.5%	0
ARCH INS CO	17,726	0.17%	9,060	(63,992)	-706.3%	(3,248)
QBE INS CORP	2,581,710	24.78%	2,568,946	745,435	29.0%	4,853
STATE FARM MUT AUTO INS CO	1,243,965	11.94%	1,243,965	1,405,706	113.0%	(1,076)
AXIS INS CO	31,866	0.31%	20,834	2,296	11.0%	(280)
SIRIUS AMER INS CO	83,242	0.80%	83,242	0	0.0%	0
ALL OTHERS (14)	18,521	0.18%	17,811	169,394	951.1%	(2,849)
TOTALS	10,419,147	100.00%	9,944,351	5,737,121	57.7%	11,263

## Credit Accident and Health (Group & Individual)

Company Name	Direct Premiums Written	Market Share	Direct Premiums Earned	Direct Losses Incurred	Loss Ratio	Direct Defense & Cost Containment Expense Incurred
CENTRAL STATES IND CO OF OMAHA	72,740	49.34%	72,740	(15,023)	-20.7%	0
AMERICAN BANKERS INS CO OF FL	41,726	28.30%	41,726	16,949	40.6%	0
STATE FARM MUT AUTO INS CO	21,809	14.79%	21,746	(895)	-4.1%	(83)
AMERICAN SECURITY INS CO	6,497	4.41%	6,497	(29)	-0.4%	0
TRANSAMERICA CAS INS CO	4,647	3.15%	4,647	(185)	-4.0%	0
TOTALS	147,419	100.00%	147,356	817	0.6%	(83)

**2014 Business****Collectively Renewable Accident & Health**

Company Name	Direct Premiums Written	Market Share	Direct Premiums Earned	Direct Losses Incurred	Loss Ratio	Direct Defense & Cost Containment Expense Incurred
NATIONAL CAS CO	96	100.00%	126	0	0.0%	0
TOTALS	96	100.00%	126	0	0.0%	0

**Non-Cancelable Accident and Health**

Company Name	Direct Premiums Written	Market Share	Direct Premiums Earned	Direct Losses Incurred	Loss Ratio	Direct Defense & Cost Containment Expense Incurred
TRAVELERS IND CO	0	0	11,820	0	0.0%	0
TOTALS	0	0	11,820	0	0.0%	0

**Guaranteed Renewable Accident and Health**

Company Name	Direct Premiums Written	Market Share	Direct Premiums Earned	Direct Losses Incurred	Loss Ratio	Direct Defense & Cost Containment Expense Incurred
AMERICAN STATES INS CO	5,244	0.10%	11,731	(92,466)	-788.2%	0
STATE FARM MUT AUTO INS CO	3,998,473	78.09%	2,774,416	2,146,713	77.4%	1,634
AMERICAN FAMILY MUT INS CO	6,352	0.12%	10,658	3,574	33.5%	0
NATIONAL UNION FIRE INS CO OF PITTS	205	0.00%	278	26	9.4%	0
GENESIS INS CO	1,533	0.03%	(24,114)	0	0.0%	0
INDEPENDENCE AMER INS CO	5,688	0.11%	5,688	4,309	75.8%	0
CENTRAL STATES IND CO OF OMAHA	231,820	4.53%	228,523	147,030	64.3%	0
CONTINENTAL GAS CO	871,305	17.02%	(303,231)	1,895,955	-625.3%	0
TOTALS	5,120,620	100.00%	2,703,949	4,105,141	151.8%	1,634

**Non-Renewable for Stated Reasons Only**

Company Name	Direct Premiums Written	Market Share	Direct Premiums Earned	Direct Losses Incurred	Loss Ratio	Direct Defense & Cost Containment Expense Incurred
STATE FARM MUT AUTO INS CO	331,266	1	352,323	166,836	47.4%	(236)
TOTALS	331,266	1	352,323	166,836	47.4%	(236)

**2014 Business****Other Accident Only**

Company Name	Direct Premiums Written	Market Share	Direct Premiums Earned	Direct Losses Incurred	Loss Ratio	Direct Defense & Cost Containment Expense Incurred
OLD REPUBLIC INS CO	15,612	40.46%	18,616	43,465	233.5%	0
AMERICAN HOME ASSUR CO	1,663	4.31%	1,678	(93)	-5.5%	0
NATIONAL CAS CO	119	0.31%	185	0	0.0%	0
OAKWOOD INS CO	0	0.00%	560	0	0.0%	0
FEDERAL INS CO	21,195	54.92%	3,922	268	6.8%	5
AMERICAN AUTOMOBILE INS CO	0	0.00%	0	(170)	0.0%	(439)
TOTALS	38,589	100.00%	24,961	43,470	174.2%	(434)

**Medicare Title XVIII Exempt from State Taxes and Fees**

Company Name	Direct Premiums Written	Market Share	Direct Premiums Earned	Direct Losses Incurred	Loss Ratio	Direct Defense & Cost Containment Expense Incurred
None						

**All Other Accident and Health**

Company Name	Direct Premiums Written	Market Share	Direct Premiums Earned	Direct Losses Incurred	Loss Ratio	Direct Defense & Cost Containment Expense Incurred
ST PAUL FIRE & MARINE INS CO	0	0.00%	0	100	0.0%	2
PARTNERRE AMER INS CO	483,819	76.45%	483,819	309,760	64.0%	0
STATE FARM MUT AUTO INS CO	90,680	14.33%	94,285	6,773	7.2%	(871)
NORTH AMER SPECIALTY INS CO	0	0.00%	0	(24,094)	0.0%	(3,475)
MARKEL INS CO	36,447	5.76%	49,783	34,331	69.0%	(220)
CENTRAL STATES IND CO OF OMAHA	17,508	2.77%	17,678	996	5.6%	0
AMERICAN BANKERS INS CO OF FL	4,375	0.69%	4,375	(228)	-5.2%	0
TRAVELERS IND CO	0	0.00%	0	(6,634)	0.0%	(3)
TOTALS	632,829	100.00%	649,940	321,004	49.4%	(4,567)

**Federal Employee Health Benefit Program Premium**

Company Name	Direct Premiums Written	Market Share	Direct Premiums Earned	Direct Losses Incurred	Loss Ratio	Direct Defense & Cost Containment Expense Incurred
None						

## 2014 Business Worker's Compensation

Company Name	Direct Premiums Written	Market Share	Direct Premiums Earned	Direct Losses Incurred	Loss Ratio	Direct Defense & Cost Containment Expense Incurred
FEDERATED MUT INS CO	1,879,784	0.55%	1,609,940	925,021	57.5%	62,762
MILWAUKEE CAS INS CO	3,802,592	1.11%	2,756,922	1,698,723	61.6%	228,519
NATIONWIDE AGRIBUSINESS INS CO	1,846,916	0.54%	1,729,399	957,031	55.3%	19,859
INSURANCE CO OF THE STATE OF PA	4,825,071	1.41%	5,034,005	2,977,694	59.2%	401,268
AMERICAN ZURICH INS CO	2,731,785	0.80%	2,858,668	1,231,467	43.1%	150,445
SENTRY INS A MUT CO	1,779,172	0.52%	1,334,131	652,052	48.9%	30,701
ALASKA NATL INS CO	12,188,997	3.55%	11,928,555	8,247,873	69.1%	810,166
LIBERTY NORTHWEST INS CORP	11,938,201	3.48%	13,154,033	17,995,437	136.8%	733,142
LIBERTY MUT FIRE INS CO	2,606,740	0.76%	2,237,252	2,507,158	112.1%	130,404
ZURICH AMER INS CO	6,657,637	1.94%	5,940,117	3,727,316	62.7%	516,075
AUTO OWNERS INS CO	2,532,177	0.74%	2,579,639	1,506,254	58.4%	141,769
ADVANTAGE WORKERS COMP INS CO	2,418,067	0.71%	2,303,528	2,466,451	107.1%	(56,028)
EMPLOYERS COMPENSATION INS CO	2,130,532	0.62%	2,277,804	3,468,068	152.3%	(39,341)
ASSOCIATED LOGGERS EXCH	10,612,506	3.09%	10,461,754	4,819,427	46.1%	91,357
IDAHO STATE INS FUND	211,093,015	61.56%	213,658,997	163,779,081	76.7%	10,986,700
TRAVELERS PROP CAS CO OF AMER	7,014,381	2.05%	7,235,565	2,790,023	38.6%	673,582
TWIN CITY FIRE INS CO CO	3,399,391	0.99%	4,165,513	2,076,286	49.8%	272,021
WORKERS COMP EXCH	2,609,157	0.76%	2,357,593	1,996,346	84.7%	186,559
EMPLOYERS INS OF WAUSAU	1,744,427	0.51%	4,433,295	5,095,875	114.9%	106,534
TRUCK INS EXCH	3,305,465	0.96%	2,935,026	1,574,358	53.6%	112,499
ALL OTHERS (247)	45,785,346	13.35%	44,135,536	26,150,584	59.3%	2,993,662
TOTALS	342,901,359	100.00%	345,127,272	256,642,525	74.4%	18,552,655

## Other Liability-Occurrence

Company Name	Direct Premiums Written	Market Share	Direct Premiums Earned	Direct Losses Incurred	Loss Ratio	Direct Defense & Cost Containment Expense Incurred
CINCINNATI INS CO	3,993,639	4.28%	3,672,401	636,634	17.3%	122,068
SAFECO INS CO OF AMER	1,914,024	2.05%	1,872,900	1,040,185	55.5%	57,350
XL INS AMER INC	2,157,846	2.31%	2,038,536	1,716,692	84.2%	90,478
CUMIS INS SOCIETY INC	2,878,340	3.09%	2,704,543	1,205,139	44.6%	0
FARM BUREAU MUT INS CO OF ID	3,647,945	3.91%	3,542,390	2,092,307	59.1%	125,629
TRAVELERS PROP CAS CO OF AMER	1,614,658	1.73%	1,462,173	(407,117)	-27.8%	(62,834)

## 2014 Business

## Other Liability-Occurrence (continued)

NATIONAL UNION FIRE INS CO OF PITTS	4,931,832	5.29%	5,814,096	(1,803,843)	-31.0%	(1,126,495)
AMERICAN BANKERS INS CO OF FL	5,930,442	6.36%	4,774,973	2,257,939	47.3%	(12)
STATE FARM FIRE & CAS CO	3,125,034	3.35%	3,064,599	(250,869)	-8.2%	(2,719)
EMPLOYERS MUT CAS CO	1,798,276	1.93%	1,798,039	387,653	21.6%	45,848
AMERICAN STATES INS CO	1,496,147	1.60%	1,486,455	(1,012,182)	-68.1%	15,546
CONTINENTAL WESTERN INS CO	1,393,645	1.49%	1,415,062	(982,750)	-69.4%	(86,349)
OHIO CAS INS CO	1,295,964	1.39%	1,098,566	1,083,839	98.7%	5,973
OWNERS INS CO	1,286,084	1.38%	1,247,902	299,935	24.0%	230,334
ALLIED WORLD NATL ASSUR CO	1,255,519	1.35%	1,244,388	418,881	33.7%	213,767
FARMERS INS EXCH	1,208,108	1.30%	1,154,281	141,076	12.2%	1,617
ZURICH AMER INS CO	1,205,446	1.29%	1,202,064	194,350	16.2%	(2,735,779)
FEDERAL INS CO	1,121,630	1.20%	1,077,428	48,841	4.5%	(9,548)
ACUITY A MUT INS CO	1,088,955	1.17%	1,050,427	(887,792)	-84.5%	(50,251)
CATERPILLAR INS CO	1,859,454	1.99%	2,929,712	1,541,001	52.6%	0
ALL OTHERS (344)	48,083,179	51.54%	46,527,708	12,295,883	26.4%	(123,958)
TOTALS	93,286,167	100.00%	91,178,643	20,015,802	22.0%	(3,289,335)

## Other Liability-Claims Made

Company Name	Direct Premiums Written	Market Share	Direct Premiums Earned	Direct Losses Incurred	Loss Ratio	Direct Defense & Cost Containment Expense Incurred
ZURICH AMER INS CO	925,125	2.22%	872,716	299,234	34.3%	27,375
OLD REPUBLIC INS CO	898,632	2.15%	796,365	298,775	37.5%	65,774
WESTCHESTER FIRE INS CO	852,310	2.04%	836,851	3,553,396	424.6%	42,867
BERKLEY INS CO	767,212	1.84%	804,275	(67,319)	-8.4%	27,187
CINCINNATI INS CO	713,823	1.71%	665,233	(61,307)	-9.2%	11,118
UNITED STATES LIAB INS CO	750,050	1.80%	709,195	227,579	32.1%	91,127
CALIFORNIA INS CO	1,975,725	4.73%	1,838,812	260,064	14.1%	0
SCOTTS DALE IND CO	520,955	1.25%	508,648	83,383	16.4%	46,266
BEAZLEY INS CO INC	579,940	1.39%	579,529	(773,277)	-133.4%	(97,134)
ARCH INS CO	587,212	1.41%	538,383	67,585	12.6%	30,397
NEW HAMPSHIRE INS CO	617,978	1.48%	473,980	83,629	17.6%	117,133
ACE AMER INS CO	792,856	1.90%	816,743	71,061	8.7%	29,376
NATIONAL UNION FIRE INS CO OF PITTS	5,397,278	12.92%	5,005,236	202,392	4.0%	392,189
ALPS PROP & CAS INS CO	2,439,389	5.84%	2,492,977	3,226,667	129.4%	2,289,582

## 2014 Business Other Liability-Claims Made (continued)

GREAT AMER INS CO	984,948	2.36%	922,673	204,242	22.1%	114,666
PHILADELPHIA IND INS CO	1,089,910	2.61%	1,112,767	(48,457)	-4.4%	99,653
XL SPECIALTY INS CO	1,742,998	4.17%	1,844,850	343,591	18.6%	140,499
FEDERAL INS CO	2,147,503	5.14%	2,145,427	131,969	6.2%	919,920
CONTINENTAL CAS CO	4,563,783	10.93%	5,365,212	1,839,883	34.3%	1,670,148
TRAVELERS CAS & SURETY CO OF AMER	3,290,819	7.88%	3,024,798	2,784,403	92.1%	178,875
ALL OTHERS (162)	10,120,496	24.24%	10,035,515	1,995,584	19.9%	1,756,060
TOTALS	41,758,932	100.00%	41,390,185	14,723,077	35.6%	7,953,078

## Excess Worker's Compensation

Company Name	Direct Premiums Written	Market Share	Direct Premiums Earned	Direct Losses Incurred	Loss Ratio	Direct Defense & Cost Containment Expense Incurred
ST PAUL FIRE & MARINE INS CO	0	0.00%	0	22,857	0.0%	170
PACIFIC IND CO	0	0.00%	8	(2)	-25.0%	0
FIDELITY & GUAR INS CO	0	0.00%	0	(8)	0.0%	0
ST PAUL MERCURY INS CO	0	0.00%	0	(61)	0.0%	0
DISCOVER PROP & CAS INS CO	0	0.00%	0	(2,268)	0.0%	(178)
PRAETORIAN INS CO	0	0.00%	0	(3)	0.0%	0
LIBERTY INS CORP	0	0.00%	0	(286,255)	0.0%	(5,406)
HARTFORD CAS INS CO	0	0.00%	0	173,203	0.0%	0
TRAVELERS CAS & SURETY CO	0	0.00%	0	(10,610)	0.0%	(327)
REPWEST INS CO	0	0.00%	0	(8,734)	0.0%	0
GENERAL REINS CORP	0	0.00%	0	(5,173)	0.0%	22,934
TIG INS CO	0	0.00%	0	(823,488)	0.0%	(112,604)
TRAVELERS IND CO	0	0.00%	0	29	0.0%	4
FIDELITY & GUAR INS UNDERWRITERS INC	0	0.00%	0	3,184	0.0%	(941)
UNITED STATES FIDELITY & GUAR CO	0	0.00%	0	(11,269)	0.0%	(2,701)
WESTPORT INS CORP	0	0.00%	0	(80,294)	0.0%	(2,143)
OLD REPUBLIC INS CO	1,042	0.06%	915	426	46.6%	27
NATIONAL UNION FIRE INS CO OF PITTS	10,764	0.59%	29,583	(24,453)	-82.7%	(856)
LM INS CORP	8,917	0.49%	8,917	(55,726)	-624.9%	(2,940)
XL SPECIALTY INS CO	25,802	1.41%	29,071	(14,044)	-48.3%	(1,404)
STATE NATL INS CO INC	182,337	9.96%	85,424	45,000	52.7%	5,000
ACE AMER INS CO	226,940	12.39%	222,941	79,816	35.8%	(1,974)



**2014 Business****Excess Worker's Compensation (continued)**

ZURICH AMER INS CO	297,155	16.23%	244,701	137,949	56.4%	21,538
GREAT NORTHERN INS CO	2,152	0.12%	2,152	229	10.6%	(9)
ST PAUL PROTECTIVE INS CO	0	0.00%	0	(46)	0.0%	0
LIBERTY MUT INS CO	0	0.00%	0	(4)	0.0%	(65)
LIBERTY MUT FIRE INS CO	0	0.00%	0	(1)	0.0%	0
CONTINENTAL INS CO	0	0.00%	0	408,381	0.0%	0
EMPLOYERS INS OF WAUSAU	0	0.00%	0	(1,497)	0.0%	0
CONTINENTAL GAS CO	0	0.00%	0	(10,305,124)	0.0%	551,251
FEDERAL INS CO	0	0.00%	368	(752)	-204.3%	(67)
SAFETY NATL CAS CORP	1,079,900	58.97%	1,034,106	412,685	39.9%	3,861
ALL OTHERS (1)	(3,851)	-0.21%	(4,023)	(2,617)	65.1%	(170)
TOTALS	1,831,158	100.00%	1,654,163	(10,348,670)	-625.6%	473,000

**Products Liability**

Company Name	Direct Premiums Written	Market Share	Direct Premiums Earned	Direct Losses Incurred	Loss Ratio	Direct Defense & Cost Containment Expense Incurred
CINCINNATI INS CO	959,732	13.50%	898,466	1,082,692	120.5%	333,682
AMERICAN GUAR & LIAB INS	628,269	8.84%	673,128	(81,226)	-12.1%	(18,904)
SENTRY SELECT INS CO	89,542	1.26%	85,375	19,930	23.3%	13,040
TRAVELERS PROP CAS CO OF AMER	105,058	1.48%	132,855	(154,960)	-116.6%	(21,613)
THE CINCINNATI IND CO	119,227	1.68%	109,572	109,820	100.2%	40,618
GRANITE STATE INS CO	119,672	1.68%	118,862	44,797	37.7%	14,702
CINCINNATI CAS CO	128,603	1.81%	121,522	13,929	11.5%	27,051
ACE AMER INS CO	136,902	1.93%	141,318	17,148	12.1%	19,778
AMCO INS CO	161,218	2.27%	200,122	17,268	8.6%	126,789
FEDERAL INS CO	171,266	2.41%	273,574	114,844	42.0%	(114,005)
SENTRY INS A MUT CO	327,349	4.61%	332,793	(16,618)	-5.0%	48,949
FEDERATED MUT INS CO	199,018	2.80%	180,150	10,020	5.6%	16,179
OLD REPUBLIC INS CO	200,333	2.82%	194,116	36,657	18.9%	44,407
NATIONAL UNION FIRE INS CO OF PITTS	206,214	2.90%	247,574	31,478	12.7%	35,905
MID CONTINENT CAS CO	211,149	2.97%	180,005	85,822	47.7%	84,177
NATIONWIDE AGRIBUSINESS INS CO	245,726	3.46%	209,837	(146,382)	-69.8%	(95,667)
LIBERTY MUT FIRE INS CO	272,333	3.83%	195,651	9,187	4.7%	(8,920)
UNITED FIRE & GAS CO	588,260	8.28%	588,090	27,997	4.8%	(41,855)

**2014 Business****Products Liability (continued)**

FARMLAND MUT INS CO	336,303	4.73%	305,278	7,153	2.3%	12,676
EMPLOYERS MUT CAS CO	171,589	2.41%	168,375	91,167	54.1%	57,256
ALL OTHERS (156)	1,730,035	24.34%	1,898,181	553,107	29.1%	477,407
TOTALS	7,107,798	100.00%	7,254,844	1,873,830	25.8%	1,051,652

**Private Passenger Auto No-Fault (Personal Injury Protection)**

Company Name	Direct Premiums Written	Market Share	Direct Premiums Earned	Direct Losses Incurred	Loss Ratio	Direct Defense & Cost Containment Expense Incurred
LIBERTY MUT INS CO	0	0.00%	0	0	0.0%	6,976
PROGRESSIVE NORTHWESTERN INS CO	0	0.00%	0	35,041	0.0%	5,274
HARTFORD INS CO OF THE MIDWEST	0	0.00%	0	(24)	0.0%	(6)
LIBERTY NORTHWEST INS CORP	0	0.00%	0	(13)	0.0%	(261)
IRONSHORE IND INC	0	0.00%	0	1	0.0%	0
USAA CAS INS CO	0	0.00%	0	45,075	0.0%	686
SUBLIMITY INS CO	0	0.00%	0	1,695	0.0%	26
ATLANTIC SPECIALTY INS CO	0	0.00%	0	(5)	0.0%	0
LIBERTY MUT FIRE INS CO	0	0.00%	0	(1,373)	0.0%	0
LM GEN INS CO	0	0.00%	0	27	0.0%	0
STATE FARM MUT AUTO INS CO	0	0.00%	0	3,260	0.0%	0
GEICO GEN INS CO	0	0.00%	0	(19,121)	0.0%	(776)
GOVERNMENT EMPLOYEES INS CO	0	0.00%	0	26,088	0.0%	0
GEICO IND CO	0	0.00%	0	28,403	0.0%	(365)
GARRISON PROP & CAS INS CO	0	0.00%	0	10,000	0.0%	9
USAA GEN IND CO	0	0.00%	0	38	0.0%	1
PROGRESSIVE DIRECT INS CO	0	0.00%	0	60,711	0.0%	6,107
ENUMCLAW PROP & CAS INS CO	340,939	40.87%	307,816	81,290	26.4%	5,136
GEICO SECURE INS CO	0	0.00%	0	24,923	0.0%	0
PROPERTY & CAS INS CO OF HARTFORD	3	0.00%	3	0	0.0%	0
CASUALTY UNDERWRITERS INS CO	7,577	0.91%	7,558	(1,357)	-18.0%	0
UNITED SERV AUTOMOBILE ASSN	0	0.00%	0	2,739	0.0%	178
UNIGARD INS CO	0	0.00%	0	4,267	0.0%	64
MUTUAL OF ENUMCLAW INS CO	485,662	58.22%	512,698	275,956	53.8%	(4,032)
GEICO CHOICE INS CO	0	0.00%	0	2,788	0.0%	178
STATE FARM FIRE & CAS CO	0	0.00%	0	3,820	0.0%	0
ALL OTHERS (1)	(1)	0.00%	(1)	0	0.0%	0
TOTALS	834,180	100.00%	828,074	584,229	70.6%	19,195

**2014 Business****Other Private Passenger Auto Liability**

Company Name	Direct Premiums Written	Market Share	Direct Premiums Earned	Direct Losses Incurred	Loss Ratio	Direct Defense & Cost Containment Expense Incurred
SAFECO INS CO OF IL	29,984,919	6.87%	28,708,804	15,414,491	53.7%	367,024
UNITED SERV AUTOMOBILE ASSN	7,370,408	1.69%	7,312,061	5,079,473	69.5%	137,563
GEICO IND CO	7,932,780	1.82%	8,152,761	4,227,986	51.9%	51,521
AMERICAN FAMILY MUT INS CO	12,151,348	2.79%	12,051,613	6,821,678	56.6%	261,819
GEICO GEN INS CO	12,698,918	2.91%	12,945,242	7,238,272	55.9%	256,244
VIKING INS CO OF WI	12,967,144	2.97%	13,167,802	9,089,696	69.0%	357,997
PROGRESSIVE DIRECT INS CO	15,633,695	3.58%	15,341,603	7,003,025	45.6%	75,513
STATE FARM FIRE & CAS CO	6,763,196	1.55%	6,556,267	4,135,453	63.1%	405,832
PROGRESSIVE NORTHWESTERN INS CO	26,724,108	6.13%	26,569,547	16,530,582	62.2%	436,400
ALLSTATE IND CO	5,078,231	1.16%	5,080,711	2,470,810	48.6%	43,794
FARMERS INS CO OF ID	43,788,048	10.04%	44,759,062	22,649,743	50.6%	239,955
FARM BUREAU MUT INS CO OF ID	44,835,830	10.28%	43,424,816	28,823,850	66.4%	3,062,783
STATE FARM MUT AUTO INS CO	55,049,740	12.62%	54,655,137	24,280,369	44.4%	2,207,116
AUTO OWNERS INS CO	5,742,610	1.32%	5,741,988	2,547,208	44.4%	148,500
METROPOLITAN PROP & CAS INS CO	5,272,737	1.21%	5,198,052	3,736,704	71.9%	135,963
ALPHA PROP & CAS INS CO	4,807,917	1.10%	4,221,124	2,520,229	59.7%	62,510
ALLSTATE FIRE & CAS INS CO	23,603,115	5.41%	23,162,158	16,551,252	71.5%	942,807
GEICO CHOICE INS CO	6,336,314	1.45%	5,597,316	4,478,369	80.0%	222,709
GEICO ADVANTAGE INS CO	5,802,237	1.33%	5,057,283	4,828,291	95.5%	244,996
USAA CAS INS CO	6,423,507	1.47%	6,332,662	4,657,835	73.6%	131,186
ALL OTHERS (146)	97,295,486	22.30%	95,218,027	59,505,591	62.5%	1,751,218
TOTALS	436,262,288	100.00%	429,254,036	252,590,907	58.8%	11,543,450

**Commercial Auto No-Fault (Personal Injury Protection)**

Company Name	Direct Premiums Written	Market Share	Direct Premiums Earned	Direct Losses Incurred	Loss Ratio	Direct Defense & Cost Containment Expense Incurred
UNITED STATES FIRE INS CO	5	0.00%	5	546	10920.0%	(19)
HUDSON INS CO	624	0.33%	146	78	53.4%	0
NEW YORK MARINE & GEN INS CO	500	0.27%	500	48	9.6%	51
AXIS INS CO	410	0.22%	461	224	48.6%	46
VANLINER INS CO	283	0.15%	282	0	0.0%	0
AMERICAN ALT INS CORP	104	0.06%	70	22	31.4%	2

## 2014 Business

**Commercial Auto No-Fault (Personal Injury Protection) (continued)**

Company Name	Direct Premiums Written	Market Share	Direct Premiums Earned	Direct Losses Incurred	Loss Ratio	Direct Defense & Cost Containment Expense Incurred
PRAETORIAN INS CO	0	0.00%	190	108	56.8%	0
NORTH RIVER INS CO	0	0.00%	0	(237)	0.0%	(23)
MAIDEN REINS N AMER INC	0	0.00%	0	16	0.0%	0
CASTLEPOINT NATL INS CO	0	0.00%	0	0	0.0%	3,859
MID CENTURY INS CO	0	0.00%	0	(52)	0.0%	(15)
UNIVERSAL UNDERWRITERS OF TX INS	0	0.00%	0	(3)	0.0%	2
NATIONAL UNION FIRE INS CO OF PITTS	0	0.00%	0	(1)	0.0%	0
OWNERS INS CO	0	0.00%	0	3,082	0.0%	22
GREAT WEST CAS CO	0	0.00%	0	5,000	0.0%	47
NORTHLAND INS CO	0	0.00%	0	(132)	0.0%	(38)
AMERISURE MUT INS CO	0	0.00%	0	(1)	0.0%	0
LIBERTY MUT FIRE INS CO	0	0.00%	0	0	0.0%	70
COREPOINTE INS CO	0	0.00%	39	(2)	-5.1%	(1)
ZURICH AMER INS CO	0	0.00%	0	(10)	0.0%	(3)
MUTUAL OF ENUMCLAW INS CO	186,332	99.47%	184,836	11,214	6.1%	(199)
GRANGE INS ASSN	0	0.00%	0	307	0.0%	0
ALL OTHERS (3)	(940)	-0.50%	(471)	28	-5.9%	15
TOTALS	187,318	100.00%	186,058	20,235	10.9%	3,816

**Other Commercial Auto Liability**

Company Name	Direct Premiums Written	Market Share	Direct Premiums Earned	Direct Losses Incurred	Loss Ratio	Direct Defense & Cost Containment Expense Incurred
NATIONAL IND CO	2,037,099	2.14%	2,005,284	2,469,891	123.2%	722,103
NATIONAL UNION FIRE INS CO OF PITTS	1,389,537	1.46%	1,115,133	778,676	69.8%	101,335
PHILADELPHIA IND INS CO	1,341,448	1.41%	1,334,129	1,953,223	146.4%	163,814
GREAT WEST CAS CO	7,766,667	8.16%	7,374,088	1,853,091	25.1%	48,704
OHIO SECURITY INS CO	1,965,646	2.07%	1,710,598	1,652,784	96.6%	56,699
UNITED FINANCIAL CAS CO	7,411,789	7.79%	7,201,707	3,948,485	54.8%	331,889
WESTERN COMM INS CO	4,169,810	4.38%	4,066,926	2,040,657	50.2%	301,069
CINCINNATI INS CO	3,984,859	4.19%	3,851,650	2,434,723	63.2%	299,577
CONTINENTAL WESTERN INS CO	3,295,342	3.46%	3,124,800	2,321,228	74.3%	143,320
MUTUAL OF ENUMCLAW INS CO	3,194,436	3.36%	3,142,782	1,018,978	32.4%	97,391
OREGON MUT INS CO	1,929,095	2.03%	2,040,671	1,632,997	80.0%	89,843
ZURICH AMER INS CO	2,181,801	2.29%	1,985,029	1,625,709	81.9%	249,427

**2014 Business****Other Commercial Auto Liability (continued)**

NATIONWIDE AGRIBUSINESS INS CO	1,399,463	1.47%	1,320,734	924,923	70.0%	52,669
NATIONAL CAS CO	1,859,887	1.96%	1,982,890	938,303	47.3%	81,929
NATIONAL INTERSTATE INS CO	1,807,885	1.90%	1,838,606	686,674	37.3%	174,195
EMPLOYERS MUT CAS CO	1,544,638	1.62%	1,505,970	481,605	32.0%	37,127
AUTO OWNERS INS CO	1,530,797	1.61%	1,421,674	304,420	21.4%	1,993
ACUITY A MUT INS CO	1,517,366	1.60%	1,486,680	78,292	5.3%	585,969
OWNERS INS CO	1,419,627	1.49%	1,390,575	524,858	37.7%	2,277
NORTHLAND INS CO	2,197,507	2.31%	2,095,368	322,146	15.4%	114,689
ALL OTHERS (270)	41,184,979	43.29%	42,812,573	22,097,884	51.6%	2,299,343
TOTALS	95,129,678	100.00%	94,807,867	50,089,547	52.8%	5,955,362

**Private Passenger Auto Physical Damage**

Company Name	Direct Premiums Written	Market Share	Direct Premiums Earned	Direct Losses Incurred	Loss Ratio	Direct Defense & Cost Containment Expense Incurred
GEICO IND CO	5,124,821	1.71%	5,157,994	3,209,484	62.2%	4,489
STATE FARM FIRE & CAS CO	3,881,737	1.29%	3,718,583	2,671,111	71.8%	2,861
LIBERTY MUT FIRE INS CO	3,657,508	1.22%	3,971,726	1,234,588	31.1%	(2,830)
LM GEN INS CO	3,482,975	1.16%	2,784,372	1,635,116	58.7%	3,172
ALLSTATE PROP & CAS INS CO	3,434,273	1.14%	3,488,342	1,353,655	38.8%	(2,817)
GEICO ADVANTAGE INS CO	3,403,196	1.13%	2,924,979	3,464,628	118.4%	6,503
GEICO CHOICE INS CO	3,355,786	1.12%	2,918,601	2,622,850	89.9%	4,475
STATE FARM MUT AUTO INS CO	41,278,090	13.75%	40,507,115	27,243,218	67.3%	58,062
METROPOLITAN PROP & CAS INS CO	4,112,276	1.37%	3,970,968	2,421,513	61.0%	7,256
AMERICAN FAMILY MUT INS CO	8,013,959	2.67%	7,885,042	4,315,159	54.7%	(3,191)
FARM BUREAU MUT INS CO OF ID	34,506,968	11.49%	33,267,323	22,392,171	67.3%	575,887
FARMERS INS CO OF ID	25,292,126	8.42%	25,468,524	16,680,026	65.5%	185
SAFECO INS CO OF IL	22,374,991	7.45%	21,077,955	12,183,047	57.8%	57,345
ALLSTATE FIRE & CAS INS CO	21,231,126	7.07%	20,534,332	10,024,119	48.8%	(11,533)
PROGRESSIVE NORTHWESTERN INS CO	14,101,290	4.70%	14,041,383	9,017,151	64.2%	5,099
GEICO GEN INS CO	8,181,727	2.72%	8,200,535	5,552,217	67.7%	10,903
USAA CAS INS CO	5,148,368	1.71%	5,111,913	4,124,717	80.7%	32,773
UNITED SERV AUTOMOBILE ASSN	6,732,869	2.24%	6,820,541	4,186,893	61.4%	41,917
PROGRESSIVE DIRECT INS CO	7,340,529	2.44%	7,166,102	4,875,084	68.0%	(1,306)
ALLSTATE INS CO	5,062,045	1.69%	5,226,014	1,410,201	27.0%	(1,790)
ALL OTHERS (137)	70,542,017	23.49%	68,651,761	41,122,653	59.9%	272,180
TOTALS	300,258,677	100.00%	292,894,105	181,739,601	62.0%	1,059,640

## 2014 Business Aircraft

Company Name	Direct Premiums Written	Market Share	Direct Premiums Earned	Direct Losses Incurred	Loss Ratio	Direct Defense & Cost Containment Expense Incurred
CATLIN INS CO	810,772	6.27%	816,878	89,514	11.0%	12,601
GREAT AMER INS CO	126,902	0.98%	31,680	127,150	401.4%	956
STARNET INS CO	1,039,200	8.04%	1,055,585	20,004	1.9%	61,417
NATIONAL UNION FIRE INS CO OF PITTS	2,416,355	18.70%	2,916,661	1,192,261	40.9%	10,286
MITSUMI SUMITOMO INS CO OF AMER	45,165	0.35%	45,590	(7,973)	-17.5%	(3,567)
LIBERTY MUT INS CO	56,363	0.44%	63,179	658	1.0%	1,553
COMPANION PROP & CAS INS CO	106,803	0.83%	59,824	53,743	89.8%	10,326
NORTH AMER ELITE INS CO	128,908	1.00%	152,480	91,960	60.3%	11,560
AMERICAN ALT INS CORP	150,635	1.17%	240,111	(67,224)	-28.0%	18,648
FEDERAL INS CO	187,235	1.45%	421,379	(288,365)	-68.4%	(65,348)
HALLMARK INS CO	228,617	1.77%	214,893	155,543	72.4%	0
ACE AMER INS CO	1,867,822	14.45%	1,867,822	(6)	0.0%	45
QBE INS CORP	382,323	2.96%	471,703	249,962	53.0%	8,608
US SPECIALTY INS CO	466,194	3.61%	576,575	386,933	67.1%	21,239
ALLIANZ GLOBAL RISKS US INS CO	545,176	4.22%	740,721	360,072	48.6%	105
XL SPECIALTY INS CO	592,674	4.59%	638,495	1,226,342	192.1%	97,557
OLD REPUBLIC INS CO	830,268	6.43%	768,680	2,344,046	304.9%	91,402
AVEMCO INS CO	320,606	2.48%	307,172	203,856	66.4%	24,678
NATIONAL IND CO	81,124	0.63%	86,233	42,004	48.7%	642
STARR IND & LIAB CO	2,375,839	18.39%	1,909,842	1,662,634	87.1%	273,859
ALL OTHERS (25)	162,685	1.26%	337,083	634,184	188.1%	5,308
TOTALS	12,921,666	100.00%	13,722,586	8,477,298	61.8%	581,875

## Fidelity

Company Name	Direct Premiums Written	Market Share	Direct Premiums Earned	Direct Losses Incurred	Loss Ratio	Direct Defense & Cost Containment Expense Incurred
FIDELITY & DEPOSIT CO OF MD	85,943	2.89%	68,673	3,108	4.5%	644
NATIONAL UNION FIRE INS CO OF PITTS	94,424	3.17%	119,382	(39,703)	-33.3%	3,979
MASSACHUSETTS BAY INS CO	94,869	3.19%	15,805	(2,865)	-18.1%	2,365
EVEREST REINS CO	110,000	3.69%	110,000	48,730	44.3%	17,121
CUMIS INS SOCIETY INC	533,331	17.91%	546,632	3,592,831	657.3%	4,372
FEDERAL INS CO	241,235	8.10%	243,102	(74,748)	-30.7%	(6,090)

**2014 Business****Fidelity (continued)**

ZURICH AMER INS CO	231,710	7.78%	117,400	10,584	9.0%	1,679
GREAT AMER INS CO	80,617	2.71%	84,030	(5,904)	-7.0%	3,216
CINCINNATI INS CO	37,380	1.26%	36,744	11,489	31.3%	(2,214)
TRAVELERS CAS & SURETY CO OF AMER	428,651	14.40%	507,262	288,070	56.8%	8,039
SOUTHWEST MARINE & GEN INS CO	69,469	2.33%	15,212	7,151	47.0%	3,074
FEDERATED MUT INS CO	68,484	2.30%	60,698	1,670	2.8%	112
HARTFORD FIRE IN CO	65,254	2.19%	63,097	(10,988)	-17.4%	3,206
BERKLEY REGIONAL INS CO	64,207	2.16%	94,772	(1,878)	-2.0%	6
EVEREST NATL INS CO	55,924	1.88%	49,402	(14,046)	-28.4%	(4,935)
EMPLOYERS MUT CAS CO	39,937	1.34%	42,388	139	0.3%	430
ST PAUL FIRE & MARINE INS CO	34,312	1.15%	40,708	18,504	45.5%	3,288
WESTCHESTER FIRE INS CO	31,109	1.04%	30,791	34	0.1%	(402)
WESTERN SURETY CO	185,862	6.24%	188,790	(25,178)	-13.3%	4,814
CONTINENTAL CAS CO	43,507	1.46%	39,830	23,878	59.9%	6,270
ALL OTHERS (87)	381,065	12.80%	417,885	12,030	2.9%	162,045
TOTALS	2,977,290	100.00%	2,892,603	3,842,908	132.9%	211,019

**Surety**

Company Name	Direct Premiums Written	Market Share	Direct Premiums Earned	Direct Losses Incurred	Loss Ratio	Direct Defense & Cost Containment Expense Incurred
ARCH INS CO	416,999	2.06%	373,881	52,458	14.0%	5,246
WESTERN SURETY CO	1,283,653	6.34%	1,492,788	7,954	0.5%	29,827
ALLEGHENY CAS CO	238,595	1.18%	225,823	2,125	0.9%	1,344
NATIONAL UNION FIRE INS CO OF PITTS	263,011	1.30%	57,177	(1,097)	-1.9%	(290)
OLD REPUBLIC SURETY CO	269,428	1.33%	239,998	150,399	62.7%	19,400
SAFECO INS CO OF AMER	304,465	1.50%	327,307	(599,286)	-183.1%	45,868
OHIO CAS INS CO	332,116	1.64%	336,986	128,015	38.0%	1,463
BERKLEY INS CO	386,424	1.91%	237,988	36,077	15.2%	0
GREAT AMER INS CO	442,127	2.18%	435,176	355,118	81.6%	44,174
WESTCHESTER FIRE INS CO	466,032	2.30%	526,800	4,289	0.8%	7,794
CINCINNATI INS CO	480,066	2.37%	384,561	(183,139)	-47.6%	(12,343)
AMERICAN CONTRACTORS IND CO	495,372	2.45%	412,323	68,402	16.6%	68,218
FEDERAL INS CO	225,766	1.12%	313,461	13,757	4.4%	6,372
DEVELOPERS SURETY & IND CO	778,816	3.85%	670,688	23,898	3.6%	9,949

## 2014 Business Surety (continued)

NORTH AMER SPECIALTY INS CO	1,436,642	7.10%	1,035,423	20,287	2.0%	2,877
FIDELITY & DEPOSIT CO OF MD	1,619,265	8.00%	1,447,781	(56,979)	-3.9%	(17,804)
TRAVELERS CAS & SURETY CO OF AMER	3,021,255	14.92%	2,941,942	(754,351)	-25.6%	(463,005)
LIBERTY MUT INS CO	3,103,293	15.33%	2,707,259	30,199	1.1%	126,915
LEXON INS CO	334,552	1.65%	355,653	11,267	3.2%	7,858
HARTFORD FIRE IN CO	583,058	2.88%	500,040	(36,153)	-7.2%	(1,845)
ALL OTHERS (123)	3,764,836	18.60%	3,816,630	4,543,370	119.0%	(144,216)
TOTALS	20,245,771	100.00%	18,839,685	3,816,610	20.3%	(262,198)

## Burglary and Theft

Company Name	Direct Premiums Written	Market Share	Direct Premiums Earned	Direct Losses Incurred	Loss Ratio	Direct Defense & Cost Containment Expense Incurred
UNIVERSAL UNDERWRITERS OF TX INS	6,679	1.09%	5,994	103	1.7%	0
ALLIED WORLD SPECIALTY INS CO	11,508	1.88%	11,310	2,485	22.0%	1,280
FEDERATED MUT INS CO	9,235	1.51%	8,265	0	0.0%	0
UNIVERSAL UNDERWRITERS INS CO	8,901	1.46%	11,261	(14)	-0.1%	0
EMPLOYERS MUT CAS CO	7,573	1.24%	6,698	(15)	-0.2%	1
LIBERTY MUT FIRE INS CO	5,611	0.92%	3,993	84	2.1%	(5)
VIGILANT INS CO	4,267	0.70%	4,331	3	0.1%	4
ATLANTIC SPECIALTY INS CO	15,064	2.47%	14,866	5,580	37.5%	294
US SPECIALTY INS CO	16,509	2.70%	14,825	(274)	-1.8%	0
HISCOX INS CO INC	16,906	2.77%	31,920	(1,690)	-5.3%	0
HARTFORD FIRE IN CO	21,957	3.60%	18,963	(2,116)	-11.2%	1,113
CINCINNATI INS CO	23,086	3.78%	21,294	335	1.6%	0
WESTERN COMM INS CO	23,944	3.92%	24,198	1,929	8.0%	0
NATIONWIDE MUT INS CO	32,307	5.29%	32,188	89	0.3%	17
FEDERAL INS CO	32,967	5.40%	36,589	(2,684)	-7.3%	(130)
NATIONAL UNION FIRE INS CO OF PITTS	33,606	5.50%	49,197	17	0.0%	0
GREAT AMER INS CO	5,061	0.83%	3,931	171	4.4%	1
ZURICH AMER INS CO	58,414	9.56%	30,833	10,000	32.4%	5,000
MASSACHUSETTS BAY INS CO	83,763	13.71%	13,955	0	0.0%	0
TRAVELERS CAS & SURETY CO OF AMER	134,528	22.03%	127,112	38,531	30.3%	(215)
ALL OTHERS (74)	58,864	9.64%	64,002	40,630	63.5%	(2,753)
TOTALS	610,750	100.00%	535,725	93,164	17.4%	4,607



## 2014 Business Boiler and Machinery

Company Name	Direct Premiums Written	Market Share	Direct Premiums Earned	Direct Losses Incurred	Loss Ratio	Direct Defense & Cost Containment Expense Incurred
MUTUAL OF ENUMICLAW INS CO	271,883	3.73%	265,500	124,352	46.8%	1,522
NEW HAMPSHIRE INS CO	111,385	1.53%	99,022	492	0.5%	15
OREGON MUT INS CO	121,123	1.66%	130,453	66,816	51.2%	0
FEDERAL INS CO	122,719	1.68%	114,736	14,642	12.8%	(388)
EMPLOYERS MUT CAS CO	139,876	1.92%	149,005	3,945	2.6%	0
ALLIANZ GLOBAL RISKS US INS CO	140,495	1.93%	114,784	(3,975)	-3.5%	(702)
DAKOTA FIRE INS CO	182,278	2.50%	161,454	25,143	15.6%	0
CONTINENTAL WESTERN INS CO	210,971	2.89%	213,908	121,587	56.8%	(1,364)
TRAVELERS PROP CAS CO OF AMER	234,910	3.22%	299,936	499,404	166.5%	9,383
AMCO INS CO	222,642	3.05%	221,909	40,928	18.4%	82
AFFILIATED FM INS CO	356,101	4.88%	357,443	72,445	20.3%	0
NATIONAL UNION FIRE INS CO OF PITTS	466,232	6.39%	245,405	622	0.3%	7
ZURICH AMER INS CO	580,298	7.95%	613,468	29,768	4.9%	0
HARTFORD STEAM BOIL INSPEC & INS CO	367,127	5.03%	451,586	56,854	12.6%	171
DEPOSITORS INS CO	85,488	1.17%	80,151	331	0.4%	227
FACTORY MUT INS CO	2,181,947	29.90%	1,348,128	2,225,067	165.0%	36,560
AMERICAN GUAR & LIAB INS	69,385	0.95%	63,589	2,685	4.2%	0
CINCINNATI INS CO	213,950	2.93%	179,815	30,894	17.2%	707
SOMPO JAPAN INS CO OF AMER	78,000	1.07%	79,415	6,679	8.4%	0
ACUTY A MUT INS CO	80,355	1.10%	74,825	18,983	25.4%	0
ALL OTHERS (112)	1,060,824	14.54%	1,077,832	54,083	5.0%	(5,226)
TOTALS	7,297,989	100.00%	6,342,364	3,391,745	53.5%	40,994

## Credit

Company Name	Direct Premiums Written	Market Share	Direct Premiums Earned	Direct Losses Incurred	Loss Ratio	Direct Defense & Cost Containment Expense Incurred
AMERICAN BANKERS INS CO OF FL	96,823	2.62%	96,823	2,758	2.8%	0
WESCO INS CO	6,572	0.18%	6,572	(703)	-10.7%	0
SEABRIGHT INS CO	14,981	0.41%	14,981	15,694	104.8%	0
TRANSAMERICA CAS INS CO	551	0.01%	694	0	0.0%	0
GREAT AMER ALLIANCE INS CO	1,994	0.05%	(579)	(49,274)	8510.2%	2
ZALE IND CO	4,687	0.13%	4,687	(18)	-0.4%	0

**2014 Business****Credit (continued)**

	45,974	1.25%	25,645	3,152	12.3%	125
ACE AMER INS CO						
GREAT AMER ASSUR CO	53,054	1.44%	53,672	29,906	55.7%	(16)
ATLANTIC SPECIALTY INS CO	68,582	1.86%	74,029	37,693	50.9%	0
AMERICAN SECURITY INS CO	104,485	2.83%	104,485	(1,383)	-1.3%	0
EULER HERMES N AMER INS CO	355,071	9.62%	322,722	36,588	11.3%	0
STATE NATL INS CO INC	901,324	24.41%	604,553	81,116	13.4%	8,802
ATRADIUS TRADE CREDIT INS CO	874,046	23.67%	605,336	113,652	18.8%	13,279
ARCH INS CO	53,211	1.44%	49,456	17,236	34.9%	(7)
OLD REPUBLIC INS CO	476,312	12.90%	390,101	161,636	41.4%	0
FIRST COLONIAL INS CO	117,712	3.19%	109,528	23,591	21.5%	0
OHIO IND CO	269,592	7.30%	186,447	68,782	36.9%	1,060
GREAT AMER INS CO	160,021	4.33%	160,257	55,149	34.4%	936
AMERICAN NATL PROP & CAS CO	138,773	3.76%	143,114	21,992	15.4%	0
AMERICAN RELIABLE INS CO	136,453	3.70%	141,843	16,122	11.4%	0
ALL OTHERS (7)	(188,242)	-5.10%	(159,053)	(110,044)	69.2%	2,289
TOTALS	3,691,976	100.00%	2,935,313	523,645	17.8%	26,470

**Warranty**

Company Name	Direct Premiums Written	Market Share	Direct Premiums Earned	Direct Losses Incurred	Loss Ratio	Direct Defense & Cost Containment Expense Incurred
FIREMANS FUND INS CO	0	0.00%	0	(373)	0.0%	0
FIRST COLONIAL INS CO	26	0.00%	14,165	2,020	14.3%	0
AMERICAN RELIABLE INS CO	660	0.02%	1,210	(6)	-0.5%	0
GREAT AMER INS CO OF NY	170	0.00%	19	2	10.5%	0
CONTINENTAL CAS CO	31,417	0.83%	28,468	8,565	30.1%	224
GREAT AMER ASSUR CO	0	0.00%	0	6	0.0%	0
UNIVERSAL UNDERWRITERS INS CO	2,078,979	54.86%	885,685	469,464	53.0%	279
DEALERS ASSUR CO	1,057	0.03%	31,221	30,457	97.6%	0
NATIONAL CAS CO	22,276	0.59%	36,804	5,987	16.3%	0
COREPOINTE INS CO	0	0.00%	348	0	0.0%	0
LYNDON PROP INS CO	0	0.00%	1,073	(2)	-0.2%	0
WESCO INS CO	641,951	16.94%	243,038	171,431	70.5%	0
AMERICAN BANKERS INS CO OF FL	569,454	15.03%	253,165	84,214	33.3%	0
AMERICAN MERCURY INS CO	136,261	3.60%	174,386	67,533	38.7%	0

**2014 Business****Warranty (continued)**

OLD REPUBLIC INS CO	120,747	3.19%	411,550	90,675	22.0%	0
HERITAGE IND CO	114,939	3.03%	311,371	92,419	29.7%	1,055
STARR IND & LIAB CO	38,751	1.02%	80,882	165,030	204.0%	8,571
CONTINENTAL INS CO	0	0.00%	2	0	0.0%	0
COURTESY INS CO	29,788	0.79%	29,623	17,776	60.0%	270
LYNDON SOUTHERN INS CO	3,751	0.10%	121,408	72,788	60.0%	(5,459)
ALL OTHERS (3)	(877)	-0.02%	54,575	29,233	53.6%	(120)
TOTALS	3,789,350	100.00%	2,678,993	1,307,219	48.8%	4,820

**Accident and Health- Life, Health and Managed Care Companies**

Company Name	Direct Premiums Written	Market Share	Direct Premiums Earned	Direct Losses Incurred	Loss Ratio
BLUE CROSS OF ID HLTH SERV INC	1,372,767,294	46.38%	1,367,161,974	1,234,258,801	90.3%
REGENCE BLUESHIELD OF ID INC	432,822,001	14.62%	435,715,159	356,087,076	81.7%
UNITEDHEALTHCARE INS CO	196,391,145	6.64%	194,721,036	154,613,598	79.4%
PACIFICSOURCE COMM HLTH PLANS	161,452,575	5.46%	161,807,955	171,327,080	105.9%
SELECTHEALTH INC	126,211,610	4.26%	150,856,817	169,524,714	112.4%
BLUE CROSS OF ID CARE PLUS INC	75,996,698	2.57%	75,096,463	78,164,468	104.1%
HUMANA INS CO	71,545,039	2.42%	71,545,305	53,055,167	74.2%
PACIFICSOURCE HLTH PLANS	63,062,036	2.13%	63,062,036	62,542,008	99.2%
AMERICAN FAMILY LIFE ASSUR CO OF COL	30,950,419	1.05%	31,242,422	16,006,981	51.2%
HUMANA HLTH PLAN INC	28,059,992	0.95%	28,059,992	22,882,390	81.5%
AETNA LIFE INS CO	21,273,918	0.72%	21,346,027	17,958,773	84.1%
METROPOLITAN LIFE INS CO	17,436,100	0.59%	16,715,824	23,725,522	141.9%
MUTUAL OF OMAHA INS CO	15,315,198	0.52%	15,208,268	12,281,979	80.8%
SILVERSCRIPT INS CO	14,825,507	0.50%	14,742,025	10,575,931	71.7%
UNITED OF OMAHA LIFE INS CO	14,515,340	0.49%	14,547,350	9,997,043	68.7%
CIGNA HLTH & LIFE INS CO	13,993,651	0.47%	14,067,452	15,442,329	109.8%
ALTIVUS HLTH PLANS INC	10,983,879	0.37%	10,983,879	10,634,602	96.8%
LIFE INS CO OF N AMER	10,667,472	0.36%	10,667,472	7,213,421	67.6%
STANDARD INS CO	10,255,376	0.35%	11,519,480	3,871,856	33.6%
GROUP HLTH OPTIONS INC	9,956,732	0.34%	9,568,634	9,502,423	99.3%
ALL OTHERS (249)	261,122,342	8.82%	260,706,243	191,161,325	73.3%
TOTALS	2,959,604,324	100.00%	2,979,341,813	2,630,827,487	88.3%

**2014 Business**

<b>Title</b>						
<b>Company Name</b>	<b>Direct Premiums Written</b>	<b>Market Share</b>	<b>Direct Premiums Earned</b>	<b>Direct Losses Incurred</b>	<b>Loss Ratio</b>	
OLD REPUBLIC NATL TITLE INS CO	19,208,575	24.19%	19,443,651	650,774	3.3%	
FIRST AMER TITLE INS CO	18,029,464	22.70%	18,798,937	1,050,232	5.6%	
CHICAGO TITLE INS CO	9,796,619	12.34%	9,930,283	434,148	4.4%	
WESTCOR LAND TITLE INS CO	8,893,433	11.20%	8,598,523	70,205	0.8%	
STEWART TITLE GUAR CO	7,465,680	9.40%	7,422,787	1,259,319	17.0%	
FIDELITY NATL TITLE INS CO	7,310,615	9.21%	7,425,049	932,121	12.6%	
COMMONWEALTH LAND TITLE INS CO	7,152,499	9.01%	7,182,606	407,351	5.7%	
NATIONAL TITLE INS OF NY INC	1,206,458	1.52%	1,185,518	10	0.0%	
WFG NATL TITLE INS CO	355,226	0.45%	322,557	0	0.0%	
INVESTORS TITLE INS CO	0	0.00%	66	0	0.0%	
ALL OTHERS (0)						
TOTALS	79,418,569	100.00%	80,309,977	4,804,160	6.0%	

**Ordinary Life and Annuity**

<b>Company Name</b>	<b>Direct Premiums Written</b>	<b>Direct Annuity Consideration</b>	<b>Direct Claims and Benefits Paid</b>	<b>In Force On 12/31/2014</b>	<b>Market Share Premiums</b>	<b>Market Share In Force</b>
NORTHWESTERN MUT LIFE INS CO	57,042,487	25,414,980	59,264,971	9,443,677,073	14.02%	12%
FARM BUREAU LIFE INS CO	18,707,089	10,704,389	15,594,409	3,473,607,276	4.60%	4%
MASSACHUSETTS MUT LIFE INS CO	15,936,026	10,971,451	19,105,772	1,665,817,030	3.92%	2%
STATE FARM LIFE INS CO	15,376,748	7,440,849	16,939,732	3,452,974,081	3.78%	4%
LINCOLN NATL LIFE INS CO	13,026,134	64,223,711	56,704,080	1,412,113,620	3.20%	2%
NEW YORK LIFE INS CO	13,011,878	0	24,170,935	2,256,664,788	3.20%	3%
BENEFICIAL LIFE INS CO	10,650,253	542,697	49,593,780	2,520,449,522	2.62%	3%
JOHN HANCOCK LIFE INS CO USA	8,953,771	357,182	28,750,213	1,142,113,345	2.20%	1%
PACIFIC LIFE INS CO	8,924,955	22,369,073	28,317,521	742,818,317	2.19%	1%
FARMERS NEW WORLD LIFE INS CO	7,577,204	469,718	8,998,342	2,342,107,000	1.86%	3%
PRIMERICA LIFE INS CO	7,386,905	2,704	5,085,306	2,960,745,299	1.82%	4%
PRUCO LIFE INS CO	7,077,554	34,051,420	26,607,389	1,892,378,270	1.74%	2%
AMERICAN GEN LIFE INS CO	7,044,059	37,124,894	49,262,279	2,685,961,242	1.73%	3%
PROTECTIVE LIFE INS CO	6,894,411	3,222,173	8,823,144	2,148,731,812	1.69%	3%
AMERTAS LIFE INS CORP	6,695,089	4,652,994	6,557,488	826,398,828	1.65%	1%
GENWORTH LIFE & ANN INS CO	6,525,158	2,251,104	12,157,264	3,010,827,560	1.60%	4%

## 2014 Business Ordinary Life and Annuity (continued)

TRANSAMERICA LIFE INS CO	6,346,470	17,942,137	18,983,763	1,353,866,503	1.56%	2%
LINCOLN BENEFIT LIFE CO	6,117,209	114,548	12,187,951	2,189,588,928	1.50%	3%
UNITED OF OMAHA LIFE INS CO	6,086,113	101,310	4,305,625	437,894,544	1.50%	1%
ALLIANZ LIFE INS CO OF N AMER	5,320,371	71,914,558	36,618,480	143,923,899	1.31%	0%
ALL OTHERS (293)	172,067,770	471,510,591	680,484,761	32,351,461,858	42.30%	41%
TOTALS	406,767,654	785,382,483	1,168,513,205	78,454,120,795	100.00%	100%

Credit Life						
Company Name	Direct Premiums Written	Direct Claims and Benefits Paid	In Force On 12/31/2014	Market Share Premiums	Market Share In Force	
CMFG LIFE INS CO	1,751,284	407,399	185,806,990	36.1%	44.01%	
AMERICAN NATL INS CO	650,538	61,808	46,834,451	13.4%	11.09%	
MINNESOTA LIFE INS CO	626,904	265,608	67,162,962	12.9%	15.91%	
MERIT LIFE INS CO	616,200	160,195	26,768,321	12.7%	6.34%	
AMERICAN HLTH & LIFE INS CO	367,413	42,513	27,680,878	7.6%	6.56%	
AMERICAN BANKERS LIFE ASSUR CO OF FL	225,988	104,822	22,230,378	4.7%	5.27%	
AMERICAN MODERN LIFE INS CO	176,495	95,627	11,969,392	3.6%	2.83%	
TRANSAMERICA LIFE INS CO	140,292	2,475	10,341,180	2.9%	2.45%	
LIFE OF THE SOUTH INS CO	105,581	19,991	4,158,360	2.2%	0.98%	
CENTRAL STATES H & L CO OF OMAHA	93,472	3,886	6,593,400	1.9%	1.56%	
PAVONIA LIFE INS CO OF MI	52,624	13,348	3,425,417	1.1%	0.81%	
PROTECTIVE LIFE INS CO	28,147	3,498	2,258,789	0.6%	0.53%	
CENTURION LIFE INS CO	8,003	10,000	626,278	0.2%	0.15%	
GUARANTEE TRUST LIFE INS CO	7,796	0	1,566,097	0.2%	0.37%	
STONEBRIDGE LIFE INS CO	4,175	0	378,315	0.1%	0.09%	
GENERAL FIDELITY LIFE INS CO	3,427	0	268,411	0.1%	0.06%	
ZALE LIFE INS CO	1,842	0	128,455	0.0%	0.03%	
AMERICAN UNDERWRITERS LIFE INS CO	1,295	0	89,588	0.0%	0.02%	
TRANSAMERICA PREMIER LIFE INS CO	989	1,389	106,831	0.0%	0.03%	
AMERICAN REPUBLIC INS CO	425	0	0	0.0%	0.00%	
ALL OTHERS (5)	(14,228)	0	3,820,737	-0.3%	0.90%	
TOTALS	4,848,662	1,192,559	422,215,230	100.0%	100.00%	

## 2014 Business Group Life and Annuity

Company Name	Direct Premiums Written	Direct Annuity Consideration	Direct Claims and Benefits Paid	In Force On 12/31/2014	Market Share Premiums	Market Share In Force
STANDARD INS CO	15,029,559	0	18,713,812	6,858,802,000	14.05%	17%
PRUDENTIAL INS CO OF AMER	13,665,264	19,635,592	96,238,622	8,284,454,256	12.77%	20%
METROPOLITAN LIFE INS CO	11,081,160	329,422	83,932,714	7,971,620,349	10.36%	19%
GREAT WESTERN INS CO	8,873,685	0	4,646,499	53,532,013	8.29%	0%
PRINCIPAL LIFE INS CO	8,003,192	0	5,924,522	1,614,621,037	7.48%	4%
NEW YORK LIFE INS CO	5,803,299	308,456	5,145,382	509,165,022	5.42%	1%
HARTFORD LIFE & ACCIDENT INS CO	5,204,551	0	4,821,105	2,821,651,053	4.86%	7%
MINNESOTA LIFE INS CO	4,252,923	0	4,911,445	1,415,825,146	3.97%	3%
LIFE INS CO OF N AMER	3,702,105	0	3,327,709	1,478,324,956	3.46%	4%
LINCOLN NATL LIFE INS CO	3,470,096	1,746,720	1,124,370	2,179,356,852	3.24%	5%
LIFEMAP ASSUR CO	3,393,782	0	2,342,118	1,493,829,284	3.17%	4%
UNITED HERITAGE LIFE INS CO	3,127,929	2,039,505	2,380,357	1,345,201,077	2.92%	3%
UNUM LIFE INS CO OF AMER	2,897,966	0	1,217,036	1,220,215,701	2.71%	3%
NATIONAL GUARDIAN LIFE INS CO	1,961,966	179,407	659,586	9,070,386	1.83%	0%
CMFG LIFE INS CO	1,802,413	10,748,576	32,757,831	94,393,579	1.68%	0%
US BR SUN LIFE ASSUR CO OF CANADA	1,304,836	0	1,184,052	289,485,076	1.22%	1%
GLOBE LIFE & ACCIDENT INS CO	1,063,953	0	598,540	46,633,641	0.99%	0%
CONNECTICUT GEN LIFE INS CO	1,036,798	0	705,580	230,581,954	0.97%	1%
USABLE LIFE	1,009,185	0	496,000	420,084,683	0.94%	1%
RELIASTAR LIFE INS CO	918,914	275,822	2,599,268	30,820,000	0.86%	0%
ALL OTHERS (181)	9,397,962	105,288,337	397,598,745	3,153,099,403	8.78%	8%
TOTALS	107,001,538	140,551,837	671,325,293	41,520,767,468	100.00%	100%

## Industrial Life

Company Name	Direct Premiums Written	Direct Annuity Consideration	Direct Claims and Benefits Paid	In Force On 12/31/2014	Market Share Premiums	Market Share In Force
AMERICAN GEN LIFE INS CO	674	0	10,705	237,982	44.67%	2%
UNION SECURITY INS CO	365	0	11,634	119,619	24.19%	1%
WESTERN & SOUTHERN LIFE INS CO	194	0	3,586	64,568	12.86%	1%
TRANSAMERICA PREMIER LIFE INS CO	127	0	9,212	103,255	8.42%	1%
LINCOLN LIFE & ANN CO OF NY	69	0	325	2,274	4.57%	0%
AMERICAN NATL INS CO	36	0	0	24,715	2.39%	0%

## 2014 Business Industrial Life (continued)

LIBERTY NATL LIFE INS CO	21	0	789	7,522	1.39%	0%
ATHENE ANNUITY & LIFE ASSUR CO	17	0	0	2,608	1.13%	0%
NATIONAL GUARDIAN LIFE INS CO	6	0	0	3,442	0.40%	0%
AMERICAN LIFE & SECURITY CORP	0	0	0	1,750	0.00%	0%
BALTIMORE LIFE INS CO	0	0	0	2,596	0.00%	0%
METROPOLITAN LIFE INS CO	0	0	226,281	5,115,161	0.00%	51%
CINCINNATI LIFE INS CO	0	0	0	1,000	0.00%	0%
PRUDENTIAL INS CO OF AMER	0	0	283,783	4,014,908	0.00%	40%
RELIABLE LIFE INS CO	0	0	0	8,276	0.00%	0%
SECURITY LIFE OF DENVER INS CO	0	0	4,250	256,763	0.00%	3%
SECURITY NATL LIFE INS CO	0	0	0	8,750	0.00%	0%
UNIVERSAL GUAR LIFE INS CO	0	0	0	500	0.00%	0%
WASHINGTON NATL INS CO	0	0	0	9,000	0.00%	0%
NORTH CAROLINA MUT LIFE INS CO	0	0	0	4,467	0.00%	0%
JACKSON NATL LIFE INS CO	0	0	2,000	0	0.00%	0%
ALL OTHERS (0)						
TOTALS	1,509	0	552,565	9,989,156	100.00%	100%

## Private Crop

Company Name	Direct Premiums Written	Market Share	Direct Premiums Earned	Direct Losses Incurred	Loss Ratio	Direct Defense & Cost Containment Expense Incurred
HUDSON INS CO	1,360,928	8.83%	1,360,928	2,524,261	185.5%	0
OCCIDENTAL FIRE & CAS CO OF NC	0	0.00%	0	2	0.0%	0
AGRI GEN INS CO	215	0.00%	215	0	0.0%	0
STATE FARM FIRE & CAS CO	2,807	0.02%	2,807	0	0.0%	0
GREAT AMER INS CO	493,355	3.20%	493,355	968,757	196.4%	0
AMERICAN AGRI BUSINESS INS CO	1,079,144	7.00%	1,126,508	1,761,861	156.4%	17,587
JOHN DEERE INS CO	3,473,851	22.54%	3,473,851	5,895,015	169.7%	0
RURAL COMM INS CO	3,092,731	20.07%	3,092,731	4,554,718	147.3%	0
ACE PROP & CAS INS CO	2,834,214	18.39%	2,834,214	3,389,269	119.6%	0
NAU COUNTRY INS CO	1,923,122	12.48%	1,923,122	2,879,669	149.7%	0
PRODUCERS AGRICULTURE INS CO	1,148,384	7.45%	1,148,715	1,091,337	95.0%	0
TOTALS	15,408,751	100.00%	15,456,446	23,064,889	149.2%	17,587

## Summary of Financial Condition as of December 31, 2014

### Life and Disability Insurers

Company Name	State	Admitted Assets	Capital & Surplus	Net Gain from Operations	Premium/Annuity Considerations	Incurred Benefits
4 EVER LIFE INS CO	IL	198,537,762	92,265,250	6,303,644	151,842,206	120,911,553
5 STAR LIFE INS CO	LA	268,587,888	40,794,392	(9,563,217)	124,239,305	98,871,277
AAA LIFE INS CO	MI	575,090,689	122,702,103	15,008,868	112,211,449	71,481,470
ABILITY INS CO	NE	957,998,490	32,863,116	(1,288,045)	25,589,759	35,331,461
ACCORDIA LIFE & ANN CO	IA	7,754,848,161	496,744,243	90,114,866	438,622,182	524,026,999
ACE LIFE INS CO	CT	37,365,647	7,219,176	(551,039)	6,224,139	6,787,084
AETNA HLTH & LIFE INS CO	CT	2,254,618,361	319,736,987	87,813,310	568,834,090	475,100,506
AETNA LIFE INS CO	CT	22,795,394,563	3,871,900,692	1,339,427,039	15,914,434,582	13,043,040,512
ALL SAVERS INS CO	IN	61,591,282	31,145,890	4,958,542	111,927,696	84,313,509
ALLIANZ LIFE & ANN CO	MN	17,642,728	12,647,230	642,138	-	222,866
ALLIANZ LIFE INS CO OF N AMER	MN	116,205,628,297	5,255,180,281	(192,343,157)	14,964,531,811	18,745,137,077
ALLSTATE ASSUR CO	IL	12,192,804	10,740,445	271,866	-	-
ALLSTATE LIFE INS CO	IL	34,120,938,338	2,712,255,289	331,238,062	(9,872,255,699)	(8,996,635,390)
AMALGAMATED LIFE INS CO	NY	111,781,088	50,999,190	3,491,162	72,369,640	60,758,635
AMERICAN AMICABLE LIFE INS CO OF TX	TX	285,928,362	93,406,702	8,736,620	42,025,580	34,553,333
AMERICAN BANKERS LIFE ASSUR CO OF FL	FL	489,614,860	55,916,548	17,818,381	67,939,009	5,534,815
AMERICAN EQUITY INVEST LIFE INS CO	IA	36,129,668,298	2,172,454,706	343,295,822	3,866,626,529	5,283,927,085
AMERICAN FAMILY LIFE ASSUR CO OF COI	NE	100,966,070,689	10,839,119,252	2,414,718,196	19,362,853,251	14,164,772,953
AMERICAN FAMILY LIFE INS CO	WI	5,230,458,673	888,609,781	73,583,887	341,128,540	345,848,506
AMERICAN FARMERS & RANCHERS LIFE INS	OK	25,150,705	2,510,979	13,814	1,996,845	2,422,149
AMERICAN FIDELITY ASSUR CO	OK	4,958,979,797	380,373,295	69,505,781	822,464,945	578,451,690
AMERICAN FIDELITY LIFE INS CO	FL	433,113,521	68,145,650	2,312,695	10,573,042	19,343,551
AMERICAN GEN LIFE INS CO	TX	161,875,759,132	9,166,743,685	1,862,124,151	14,150,499,959	13,797,560,967
AMERICAN HERITAGE LIFE INS CO	FL	1,799,723,020	353,255,784	123,371,914	744,847,594	371,253,471
AMERICAN HLTH & LIFE INS CO	TX	912,753,300	188,616,477	70,290,245	209,908,137	99,725,317
AMERICAN HOME LIFE INS CO	KS	241,636,543	20,477,238	1,497,171	24,042,152	24,892,740
AMERICAN INCOME LIFE INS CO	IN	2,898,631,113	228,862,982	151,568,159	713,747,938	381,552,282
AMERICAN LIFE & SECURITY CORP	AZ	17,431,833	2,429,604	(1,350,071)	4,354,615	3,662,174
AMERICAN MATURITY LIFE INS CO	CT	61,674,434	47,270,073	(3,911)	5,500	61,254
AMERICAN MEMORIAL LIFE INS CO	SD	2,655,547,582	112,433,136	25,782,623	489,853,431	438,578,843
AMERICAN MODERN LIFE INS CO	OH	47,789,370	27,926,152	2,064,087	5,125,653	(360,796)
AMERICAN NATL INS CO	TX	18,112,985,349	2,879,154,341	97,820,240	1,318,616,499	1,587,225,981



**Summary of Financial Condition as of December 31, 2014**  
**Life and Disability Insurers (continued)**

Company Name	State	Admitted Assets	Capital & Surplus	Net Gain from Operations	Premium/Annuity Considerations	Incurred Benefits
AMERICAN NATL LIFE INS CO OF TX	TX	136,259,315	36,750,726	610,415	38,371,503	34,435,295
AMERICAN PHOENIX LIFE & REASSUR CO	CT	18,305,469	15,716,142	208,922	-	239,797
AMERICAN PIONEER LIFE INS CO	FL	94,249,970	6,597,374	(21,897,945)	43,322,218	58,263,955
AMERICAN PUBLIC LIFE INS CO	OK	83,209,412	21,625,477	4,312,818	52,813,129	26,582,144
AMERICAN REPUBLIC INS CO	IA	802,461,386	468,061,292	33,267,934	297,880,546	201,648,930
AMERICAN UNDERWRITERS LIFE INS CO	AZ	79,491,072	10,434,631	420,997	7,262,084	7,362,215
AMERICAN UNITED LIFE INS CO	IN	23,401,515,600	1,017,009,256	54,029,928	3,155,186,831	3,367,336,951
AMERICO FIN LIFE & ANN INS CO	TX	3,921,857,768	458,698,857	63,008,514	436,356,429	414,615,423
AMERITAS LIFE INS CORP	NE	16,822,004,590	1,623,458,178	125,301,448	2,119,666,204	2,240,757,724
AMICA LIFE INS CO	RI	1,196,382,593	260,313,648	1,920,539	62,164,237	73,310,893
ANNUITY INVESTORS LIFE INS CO	OH	2,994,759,275	227,090,476	27,585,154	229,216,876	338,994,430
ANTHEM LIFE INS CO	IN	582,363,060	109,138,032	34,319,047	357,803,155	267,435,229
ASSURITY LIFE INS CO	NE	2,463,612,964	300,547,225	19,205,140	189,727,043	180,436,332
ATHENE ANN & LIFE ASSUR CO OF NY	NY	3,382,915,134	168,147,096	106,959	11,527,335	27,438,524
ATHENE ANN & LIFE CO	IA	44,405,332,951	1,040,026,437	211,062,610	404,480,926	1,284,914,058
ATHENE ANNUITY & LIFE ASSUR CO	DE	11,159,891,851	1,154,088,777	42,915,246	113,715,101	87,739,556
AURIGEN REINS CO OF AMER	AR	25,984,291	22,089,299	(7,583,874)	1,280,430	3,344,065
AURORA NATL LIFE ASSUR CO	CA	3,061,578,704	321,098,044	18,002,385	574,798	(42,256,085)
AUTO OWNERS LIFE INS CO	MI	3,632,333,612	344,022,286	15,412,676	257,196,551	313,620,714
AXA CORP SOLUTIONS LIFE REINS CO	DE	490,894,696	419,468,416	123,144,395	(536,109,573)	(557,691,855)
AXA EQUITABLE LIFE & ANN CO	CO	468,631,368	20,952,864	782,093	2,060,709	21,702,885
AXA EQUITABLE LIFE INS CO	NY	165,941,801,748	5,170,013,304	1,390,467,955	12,108,168,336	14,599,898,437
BALTIMORE LIFE INS CO	MD	1,140,445,883	74,741,894	4,390,972	139,122,701	141,712,230
BANKERS FIDELITY LIFE INS CO	GA	139,087,086	34,004,429	2,817,353	100,164,613	68,729,821
BANKERS LIFE & CAS CO	IL	16,590,665,198	1,193,076,590	219,028,324	2,387,064,042	2,597,578,893
BANKERS LIFE INS CO	FL	345,740,944	23,031,541	1,133,730	98,953,254	98,208,982
BANNER LIFE INS CO	MD	1,818,562,008	369,086,783	(73,088,659)	219,798,759	156,497,220
BENEFICIAL LIFE INS CO	UT	2,910,594,426	553,635,735	37,099,881	39,020,724	143,568,009
BERKLEY LIFE & HLTH INS CO	IA	197,606,088	105,997,431	11,675,598	145,469,782	104,211,236
BERKSHIRE HATHAWAY LIFE INS CO NE	NE	14,786,448,315	3,283,261,779	349,463,753	1,693,569,561	1,956,861,961
BERKSHIRE LIFE INS CO OF AMER	MA	3,377,311,135	269,462,502	18,079,634	114,013,413	101,225,071
BEST LIFE & HLTH INS CO	TX	16,176,043	11,407,751	1,848,946	39,159,204	25,626,219

## Summary of Financial Condition as of December 31, 2014

### Life and Disability Insurers (continued)

Company Name	State	Admitted Assets	Capital & Surplus	Net Gain from Operations	Premium/Annuity Considerations	Incurred Benefits
BOSTON MUT LIFE INS CO	MA	1,245,223,950	145,310,372	8,832,948	185,314,900	147,033,269
CAPITOL LIFE INS CO	TX	214,383,035	21,687,742	2,657,490	7,261,617	15,275,964
CATAMARAN INS OF OHIO INC	OH	47,865,352	21,213,857	12,331,397	-	-
CELTIC INS CO	IL	136,599,483	29,360,659	4,309,807	129,792,517	96,883,123
CENTRAL SECURITY LIFE INS CO	TX	71,872,310	7,389,295	744,193	2,090,557	2,614,355
CENTRAL STATES H & L CO OF OMAHA	NE	414,730,492	119,581,697	4,954,866	72,742,035	29,200,465
CENTRAL UNITED LIFE INS CO	AR	305,059,546	76,790,840	3,860,452	92,740,235	59,181,480
CENTRE LIFE INS CO	MA	1,926,095,952	97,959,378	(3,672,055)	(2,195)	4,174,274
CENTURION LIFE INS CO	IA	1,259,284,336	251,230,709	(164,011,254)	314,002,023	404,176,910
CHARTER NATL LIFE INS CO	IL	132,679,484	11,677,258	263,644	-	-
CHESAPEAKE LIFE INS CO	OK	75,099,170	43,135,004	441,452	119,358,335	39,408,067
CHRISTIAN FIDELITY LIFE INS CO	TX	71,222,816	28,550,813	9,152,799	43,608,055	29,176,782
CHURCH LIFE INS CORP	NY	287,478,662	51,697,564	1,414,020	33,690,755	37,664,104
CICA LIFE INS CO OF AMER	CO	773,303,848	41,983,611	(2,669,045)	146,839,391	117,577,626
CIGNA HLTH & LIFE INS CO	CT	6,204,475,323	2,799,671,220	1,030,988,554	9,789,256,361	8,038,370,834
CINCINNATI LIFE INS CO	OH	3,915,974,595	223,454,028	(12,782,535)	243,835,912	363,535,886
CM LIFE INS CO	CT	8,792,464,583	1,304,753,908	162,479,360	316,082,443	563,685,201
CMFG LIFE INS CO	IA	15,490,072,587	1,632,876,670	88,461,941	2,479,884,464	1,965,654,242
COLONIAL LIFE & ACCIDENT INS CO	SC	2,921,975,114	567,058,347	159,340,224	1,277,471,215	695,373,159
COLONIAL PENN LIFE INS CO	PA	742,844,382	73,255,743	(16,521,422)	303,719,727	183,684,645
COLORADO BANKERS LIFE INS CO	CO	284,191,759	33,894,697	3,556,529	90,189,256	58,810,238
COLUMBIAN LIFE INS CO	IL	314,519,899	37,911,070	(942,823)	58,047,645	48,179,205
COLUMBIAN MUT LIFE INS CO	NY	1,326,349,017	79,189,454	5,369,728	175,258,597	144,821,063
COLUMBUS LIFE INS CO	OH	3,337,259,451	222,630,368	(32,237,857)	249,488,447	357,071,821
COMBINED INS CO OF AMER	IL	1,378,320,774	134,359,786	67,631,581	434,511,083	270,001,378
COMMERCIAL TRAVELERS MUT INS CO	NY	18,038,670	5,941,920	349,144	4,666,516	1,094,556
COMMONWEALTH ANN & LIFE INS CO	MA	10,497,030,311	1,645,981,570	158,952,038	552,365,341	677,464,368
COMPANION LIFE INS CO	SC	284,897,238	149,023,788	12,961,344	220,524,872	145,568,131
CONNECTICUT GEN LIFE INS CO	CT	17,768,919,754	3,473,301,416	156,670,200	1,107,426,816	1,390,517,437
CONSECO LIFE INS CO	IN	3,732,015,328	225,344,228	63,493,718	155,572,947	272,462,495
CONSTITUTION LIFE INS CO	TX	316,533,984	36,980,280	11,006,792	94,383,620	64,543,255
CONTINENTAL AMER INS CO	SC	396,955,753	109,650,712	(17,320,642)	240,565,986	126,408,598

## Summary of Financial Condition as of December 31, 2014

### Life and Disability Insurers (continued)

Company Name	State	Admitted Assets	Capital & Surplus	Net Gain from Operations	Premium/Annuity Considerations	Incurred Benefits
CONTINENTAL ASSUR CO	IL	2,450,382,232	250,306,317	32,976,386	249,039	160,412,002
CONTINENTAL GEN INS CO	OH	242,413,932	21,500,135	3,440,677	14,330,841	24,583,010
CONTINENTAL LIFE INS CO BRENTWOOD	TN	277,835,490	156,366,779	2,981,033	330,639,438	238,673,420
CORVESTA LIFE INS CO	AZ	9,189,420	7,633,476	(1,051,189)	14,222	1,255
COUNTRY INVESTORS LIFE ASSUR CO	IL	286,451,529	178,313,489	4,687,532	-	1,631,095
COUNTRY LIFE INS CO	IL	10,697,206,271	1,123,968,323	44,914,965	612,130,613	665,739,941
CSI LIFE INS CO	NE	17,690,913	14,640,817	427,560	3,417,361	1,053,761
DEARBORN NATL LIFE INS CO	IL	2,145,535,964	514,685,249	49,858,486	379,861,646	304,970,300
DELAWARE AMER LIFE INS CO	DE	136,746,424	69,281,744	9,397,503	102,108,876	48,609,267
DELAWARE LIFE INS CO	DE	40,699,777,266	1,591,482,693	296,132,803	1,783,056,300	4,910,967,162
DESERET MUT INS CO	UT	39,326,464	7,479,947	(333,847)	9,973,527	10,704,474
DIRECT GEN LIFE INS CO	SC	26,996,546	14,900,500	3,412,088	19,343,227	2,972,309
EICO MUT LIFE & ANN	IL	526,745,537	44,514,749	1,538,130	130,409,133	126,472,718
EMC NATL LIFE CO	IA	1,009,848,367	98,846,371	10,437,265	57,756,654	77,193,644
EMPLOYERS REASSUR CORP	KS	10,776,318,555	830,391,438	(48,678,792)	410,813,758	817,514,574
EQUITABLE LIFE & CAS INS CO	UT	295,922,553	41,801,105	10,087,962	70,390,569	54,312,954
EQUITRUST LIFE INS CO	IL	14,454,695,663	897,033,347	183,407,891	2,205,152,886	2,999,182,098
EVERENCE INS CO	IN	23,105,958	13,264,726	(69,134)	101,158	76,816
FAMILY HERITAGE LIFE INS CO OF AMER	OH	775,235,289	67,406,766	17,981,884	237,029,155	137,848,939
FAMILY LIFE INS CO	TX	146,501,477	36,230,359	1,642,244	25,176,326	14,940,822
FAMILY SERV LIFE INS CO	TX	372,029,783	32,633,533	5,661,779	12,539	7,926,063
FARM BUREAU LIFE INS CO	IA	8,088,771,659	552,020,823	97,798,537	647,350,970	802,151,381
FARMERS NEW WORLD LIFE INS CO	WA	7,063,723,256	497,628,954	101,826,711	588,901,838	558,205,743
FEDERAL LIFE INS CO	IL	229,695,155	17,286,849	(1,854,026)	20,627,135	24,298,159
FEDERATED LIFE INS CO	MN	1,526,253,229	308,084,530	19,339,606	168,857,263	171,080,166
FIDELITY & GUAR LIFE INS CO	IA	18,973,194,928	1,211,598,017	108,899,700	2,526,072,932	3,100,788,025
FIDELITY INVESTMENTS LIFE INS CO	UT	24,504,253,713	685,813,756	66,138,387	1,874,580,558	1,381,156,685
FIDELITY LIFE ASSN A LEGAL RESERVE L	IL	411,863,776	134,701,305	20,687,734	59,875,332	33,436,467
FIDELITY SECURITY LIFE INS CO	MO	831,653,147	151,856,954	18,569,544	204,629,440	159,649,118
FINANCIAL AMER LIFE INS CO	KS	21,856,415	9,824,569	2,306,564	(3,562,851)	(6,754,945)
FINANCIAL ASSUR LIFE INS CO	TX	11,026,313	10,027,102	320,537	72,223	23,106
FIRST ALLAMERICA FIN LIFE INS CO	MA	4,240,478,852	216,437,528	70,782,865	78,816,897	226,530,662

**Summary of Financial Condition as of December 31, 2014**  
**Life and Disability Insurers (continued)**

Company Name	State	Admitted Assets	Capital & Surplus	Net Gain from Operations	Premium/Annuity Considerations	Incurred Benefits
FIRST HLTH LIFE & HLTH INS CO	TX	475,010,553	226,020,808	(6,607,865)	925,275,925	793,346,359
FIRST INVESTORS LIFE INS CO	NY	1,852,770,484	58,699,524	7,975,541	240,357,138	211,206,564
FIRST PENN PACIFIC LIFE INS CO	IN	1,741,790,314	208,426,238	54,366,440	145,681,208	161,756,639
FORTHUGHT LIFE INS CO	IN	12,583,872,787	804,955,436	166,943,126	4,907,930,997	3,569,484,496
FUNERAL DIRECTORS LIFE INS CO	TX	1,068,899,167	91,897,322	5,473,499	209,010,364	209,179,449
GARDEN STATE LIFE INS CO	TX	121,538,305	55,313,096	5,846,825	24,173,562	17,072,691
GENERAL AMER LIFE INS CO	MO	12,213,417,953	866,538,901	88,014,859	663,344,879	820,973,052
GENERAL FIDELITY LIFE INS CO	SC	38,203,123	25,814,158	(707,174)	985,089	3,096,184
GENERAL RE LIFE CORP	CT	3,422,172,719	702,514,026	140,027,059	1,055,588,924	878,495,850
GENERATION LIFE INS CO	AZ	32,347,733	30,634,427	(3,557,182)	3,201,375	592,392
GENWORTH LIFE & ANN INS CO	VA	24,241,988,787	2,148,169,717	191,309,029	1,638,556,250	2,733,127,877
GENWORTH LIFE INS CO	DE	38,163,215,437	3,224,359,451	(162,793,934)	1,713,305,278	2,562,848,087
GERBER LIFE INS CO	NY	2,812,152,435	285,323,300	16,104,318	565,258,922	455,749,371
GLOBE LIFE & ACCIDENT INS CO	NE	3,519,428,649	239,399,713	82,305,751	630,373,380	469,017,802
GOLDEN RULE INS CO	IN	718,208,451	313,182,627	76,758,986	1,850,627,213	1,370,851,870
GOVERNMENT PERSONNEL MUT LIFE INS CO	TX	837,512,818	112,379,794	3,425,979	46,165,381	56,157,408
GREAT AMER LIFE INS CO	OH	22,772,579,798	1,636,031,993	360,455,331	3,469,380,534	3,979,776,761
GREAT FIDELITY LIFE INS CO	IN	3,816,616	2,751,853	(41,933)	174,498	94,694
GREAT SOUTHERN LIFE INS CO	TX	224,791,153	42,888,136	2,909,983	222,039	481,099
GREAT W LIFE & ANN INS CO	CO	54,523,476,934	1,000,937,565	140,124,816	5,633,950,266	6,491,960,992
GREAT WESTERN INS CO	UT	900,043,517	66,339,171	1,190,339	415,861,439	403,856,923
GUARANTEE TRUST LIFE INS CO	IL	433,253,656	62,269,877	9,350,772	210,672,693	115,190,667
GUARDIAN INS & ANN CO INC	DE	15,656,247,058	227,184,821	66,422,440	1,504,359,397	1,622,109,304
GUARDIAN LIFE INS CO OF AMER	NY	45,297,378,336	5,691,568,093	635,023,497	7,000,000,013	6,052,141,363
GUGGENHEIM LIFE & ANN CO	DE	12,812,436,818	645,957,755	156,793,684	1,674,275,278	1,696,506,191
HARTFORD LIFE & ACCIDENT INS CO	CT	9,086,882,540	1,592,335,095	254,854,441	2,486,266,998	1,746,318,642
HARTFORD LIFE & ANN INS CO	CT	47,246,337,570	3,408,897,030	470,029,246	41,392,753,512	6,577,155,295
HARTFORD LIFE INS CO	CT	123,444,990,551	5,564,442,201	199,046,202	(1,087,625,346)	7,242,127,721
HCC LIFE INS CO	IN	923,464,635	554,272,257	122,299,990	956,438,927	685,822,346
HEALTH NET LIFE INS CO	CA	624,028,022	363,878,112	(9,285,481)	1,040,859,890	886,545,893
HEALTHMARKETS INS CO	OK	29,179,210	17,876,418	(667,296)	13,449,669	11,056,675
HERITAGE LIFE INS CO	AZ	4,685,944,032	1,027,634,441	60,901,018	36,763,045	242,127,982

# **Summary of Financial Condition as of December 31, 2014** **Life and Disability Insurers (continued)**

Company Name	State	Admitted Assets	Capital & Surplus	Net Gain from Operations	Premium/Annuity Considerations	Incurred Benefits
HERITAGE UNION LIFE INS CO	MIN	11,749,574	10,454,788	1,552,414	1,206	(1,990,974)
HIM LIFE INS CO	PA	574,505,906	309,209,242	24,179,813	647,915,537	491,127,671
HOMESTEADERS LIFE CO	IA	2,500,755,676	161,133,215	12,557,239	399,767,690	406,481,044
HORACE MANN LIFE INS CO	IL	7,893,969,654	398,653,542	52,708,366	580,289,914	745,737,849
IA AMER LIFE INS CO	TX	241,359,293	141,090,444	(4,282,018)	11,396,556	11,279,009
IDEALIFE INS CO	CT	20,463,742	14,821,028	(237,348)	2,021,577	2,036,023
ILLINOIS MUT LIFE INS CO	IL	1,367,748,178	196,305,472	24,814,237	100,489,015	99,625,326
INDEPENDENCE LIFE & ANN CO	DE	2,639,454,147	126,498,660	(1,250,559)	(398,224)	8,976,861
INDIVIDUAL ASSUR CO LIFE HLTH & ACC	OK	17,859,431	8,044,069	(136,267)	2,301,939	1,473,753
INDUSTRIAL ALLIANCE INS & FIN SERV I	TX	193,736,102	59,640,457	(2,000,281)	54,419,642	24,937,041
INTEGRITY LIFE INS CO	OH	6,107,078,432	663,788,131	39,173,459	407,464,580	551,691,843
INVESTORS LIFE INS CO N AMER	TX	680,739,980	53,327,150	2,772,848	(134,968)	(3,863,386)
JACKSON NATL LIFE INS CO	MI	180,834,423,488	4,486,137,267	1,857,247,030	23,578,610,444	12,861,184,878
JEFFERSON NATL LIFE INS CO	TX	3,713,998,496	39,817,321	(1,155,778)	795,234,217	278,954,440
JOHN ALDEN LIFE INS CO	WI	313,837,975	35,618,891	13,011,940	171,662,676	123,892,180
JOHN HANCOCK LIFE & HLTH INS CO	MA	10,700,129,491	745,756,299	(2,414,283)	576,048,633	352,665,938
JOHN HANCOCK LIFE INS CO USA	MI	245,892,218,376	5,328,290,616	(2,390,478,325)	12,738,365,568	13,836,548,848
KANAWHA INS CO	SC	1,458,809,873	122,073,665	(38,352,024)	169,484,187	16,709,897
KANSAS CITY LIFE INS CO	MO	3,402,139,995	338,422,042	27,166,990	303,420,804	365,962,257
LAFAYETTE LIFE INS CO	OH	4,067,788,940	204,368,297	(1,453,318)	536,804,750	574,703,042
LANDCAR LIFE INS CO	UT	23,625,229	14,111,366	2,780,663	(376,708)	(3,242,481)
LANDMARK LIFE INS CO	TX	44,606,741	4,402,562	24,828	5,591,041	4,434,588
LIBERTY BANKERS LIFE INS CO	OK	1,141,378,966	195,454,747	11,211,260	234,521,752	243,384,076
LIBERTY LIFE ASSUR CO OF BOSTON	NH	14,628,754,778	902,440,886	34,147,866	2,410,576,810	2,658,192,462
LIBERTY NATL LIFE INS CO	NE	7,419,550,203	578,534,461	157,544,522	575,267,505	575,715,717
LIFE INS CO OF N AMER	PA	7,562,577,546	1,346,036,288	275,576,886	3,192,273,893	2,446,685,826
LIFE INS CO OF THE SOUTHWEST	TX	13,382,043,080	778,978,997	110,127,685	1,577,688,475	1,852,473,892
LIFE OF THE SOUTH INS CO	GA	81,700,411	21,114,566	3,747,987	62,981,305	18,248,212
LIFEMAP ASSUR CO	OR	85,066,051	43,139,798	(1,666,109)	68,864,677	46,918,794
LIFESECURE INS CO	MI	226,861,672	20,366,728	(12,952,109)	42,476,941	42,720,377
LIFESHIELD NATL INS CO	OK	67,842,004	23,274,431	603,530	20,006,923	11,530,569
LIFEWISE ASSUR CO	WA	127,041,751	89,949,227	9,209,375	90,898,956	65,649,212

**Summary of Financial Condition as of December 31, 2014**  
**Life and Disability Insurers (continued)**

Company Name	State	Admitted Assets	Capital & Surplus	Net Gain from Operations	Premium/Annuity Considerations	Incurred Benefits
LINCOLN BENEFIT LIFE CO	NE	12,651,250,363	719,014,586	222,321,342	7,037,975,403	8,731,064,092
LINCOLN HERITAGE LIFE INS CO	IL	805,208,480	109,015,164	4,750,861	314,872,497	165,899,981
LINCOLN LIFE & ANN CO OF NY	NY	12,840,172,369	652,543,381	41,047,554	1,291,397,024	1,187,165,960
LINCOLN NATL LIFE INS CO	IN	213,625,079,308	7,526,338,105	1,287,556,477	22,068,351,942	20,804,128,403
LINCOLN REPUBLIC INS CO	ND	30,348,703	12,092,352	(825,927)	872,574	1,871,104
LONDON LIFE REINS CO	PA	316,205,050	56,629,390	4,223,607	2,225,388	1,679,422
LONGEVITY INS CO	TX	8,553,613	7,541,645	(306,249)	-	-
LOYAL AMER LIFE INS CO	OH	249,349,234	73,544,091	20,201,180	243,679,278	158,444,388
MADISON NATL LIFE INS CO INC	WI	496,738,368	81,534,081	7,838,446	147,544,812	103,258,235
MANHATTAN LIFE INS CO	NY	362,391,250	40,966,988	2,770,323	71,136,440	78,396,639
MANHATTAN NATL LIFE INS CO	OH	176,927,574	13,135,264	397,526	1,332,455	1,929,804
MAPFRE LIFE INS CO	DE	26,010,533	22,778,641	(1,327,927)	(2,574)	(2,305)
MARQUETTE NATL LIFE INS CO	TX	6,728,466	5,594,631	(35,641)	354,200	255,347
MASSACHUSETTS MUT LIFE INS CO	MA	197,189,089,372	14,231,326,051	457,041,757	18,367,394,338	23,619,772,464
MEDAMERICA INS CO	PA	859,386,440	43,192,183	(1,664,885)	60,857,547	84,890,699
MEDICO CORP LIFE INS CO	NE	27,457,900	24,410,189	577,000	-	-
MEDICO INS CO	NE	69,133,931	30,938,938	(226,536)	868,973	810,601
MEMBERS LIFE INS CO	IA	25,249,429	18,364,910	(2,050,116)	138,851	110,657
MERIT LIFE INS CO	IN	588,178,042	171,383,086	(4,101,018)	157,095,851	117,187,217
METLIFE INS CO USA	DE	174,605,977,568	6,041,527,465	3,056,349,557	(1,076,575,501)	8,678,280,684
METROPOLITAN LIFE INS CO	NY	391,924,845,165	12,007,896,583	1,489,715,182	41,932,043,273	35,480,394,563
METROPOLITAN TOWER LIFE INS CO	DE	4,999,226,927	767,199,584	102,341,422	23,836,965	143,582,486
MID WEST NATL LIFE INS CO OF TN	TX	291,780,077	90,622,819	18,959,881	194,144,092	136,446,935
MIDLAND NATL LIFE INS CO	IA	41,138,735,763	2,794,046,868	258,888,952	3,276,235,014	4,216,553,137
MIDWESTERN UNITED LIFE INS CO	IN	236,542,256	124,760,091	2,747,325	3,603,930	7,532,768
MINNESOTA LIFE INS CO	MIN	35,716,004,025	2,600,419,724	91,347,921	5,597,764,348	5,260,305,458
MML BAY STATE LIFE INS CO	CT	4,670,965,245	211,693,698	15,640,719	24,111,798	98,148,675
MONEY LIFE INS CO	NY	7,674,481,936	490,647,491	132,447,050	281,754,614	377,668,706
MONEY LIFE INS CO OF AMER	AZ	2,830,558,476	384,879,360	18,416,046	297,984,694	182,205,787
MTL INS CO	IL	1,927,955,280	132,021,784	8,629,967	174,441,014	193,200,761
MUNICH AMER REASSUR CO	GA	7,289,466,048	737,884,270	(62,947,461)	1,451,493,677	1,409,633,200
MUTUAL OF AMER LIFE INS CO	NY	17,790,884,082	997,719,398	58,024,728	1,963,697,236	1,679,251,996

## Summary of Financial Condition as of December 31, 2014

### Life and Disability Insurers (continued)

Company Name	State	Admitted Assets	Capital & Surplus	Net Gain from Operations	Premium/Annuity Considerations	Incurred Benefits
MUTUAL OF OMAHA INS CO	NE	6,426,766,074	2,795,657,218	41,462,650	2,186,269,135	1,615,254,669
NATIONAL BENEFIT LIFE INS CO	NY	481,623,158	171,934,712	21,128,479	60,931,153	32,344,329
NATIONAL FARMERS UNION LIFE INS CO	TX	216,578,648	43,665,996	4,667,381	4,935,003	8,541,651
NATIONAL FOUND LIFE INS CO	TX	25,088,610	11,532,052	2,328,391	37,277,685	26,004,663
NATIONAL GUARDIAN LIFE INS CO	WI	2,948,271,841	250,133,281	19,746,158	476,065,095	468,040,481
NATIONAL HLTH INS CO	TX	13,737,124	11,535,726	1,168,602	22,099	41,092
NATIONAL LIFE INS CO	VT	9,209,944,765	1,541,155,435	32,186,338	411,816,955	568,094,302
NATIONAL TEACHERS ASSOC LIFE INS CO	TX	422,858,061	80,943,433	7,473,959	117,500,228	67,805,201
NATIONAL WESTERN LIFE INS CO	CO	10,262,747,688	1,185,642,678	74,219,057	1,109,864,424	1,357,339,417
NATIONWIDE LIFE & ANN INS CO	OH	7,896,735,000	690,622,571	(124,410,295)	1,086,747,975	872,260,633
NATIONWIDE LIFE INS CO	OH	128,585,070,175	4,407,978,173	1,004,932,113	11,645,420,832	12,322,080,363
NEW ENGLAND LIFE INS CO	MA	11,179,519,199	675,237,527	199,380,786	(3,295,802,808)	837,887,111
NEW YORK LIFE INS & ANN CORP	DE	126,837,329,332	7,668,503,218	728,026,716	12,028,211,955	12,080,544,106
NEW YORK LIFE INS CO	NY	146,267,047,744	18,605,992,583	901,761,666	13,934,117,097	14,991,227,601
NIPPON LIFE INS CO OF AMER	IA	216,430,578	141,099,677	7,794,178	315,723,015	246,620,154
NORTH AMER CO LIFE & HLTH INS	IA	16,970,038,184	1,176,712,256	87,470,915	1,653,405,137	2,255,588,612
NORTH CAROLINA MUT LIFE INS CO	NC	43,830,925	17,979,147	(1,039,707)	(89,353,846)	(88,295,454)
NORTH COAST LIFE INS CO	WA	148,130,366	9,151,229	558,679	5,763,299	10,293,207
NORTHWESTERN LONG TERM CARE INS CO	WI	161,441,477	77,180,472	372,128,184	(1,548,340,646)	(1,839,292,484)
NORTHWESTERN MUT LIFE INS CO	WI	230,003,964,120	19,055,127,727	165,012,114	18,362,120,057	19,144,595,921
NYLIFE INS CO OF AZ	AZ	199,780,662	79,647,503	11,044,427	32,988,534	17,142,242
OCCIDENTAL LIFE INS CO OF NC	TX	261,386,126	36,893,623	3,711,139	34,043,516	28,755,661
OHIO NATL LIFE ASSUR CORP	OH	3,605,811,636	296,020,190	24,942,058	281,208,643	343,597,469
OHIO NATL LIFE INS CO	OH	27,449,336,934	1,097,073,789	104,010,683	2,758,874,189	1,953,491,579
OHIO STATE LIFE INS CO	TX	13,765,198	10,476,295	169,488	-	-
OLD AMER INS CO	MO	250,085,459	22,825,769	1,609,531	72,033,483	47,021,447
OLD REPUBLIC LIFE INS CO	IL	125,093,454	30,571,635	10,968	20,075,673	18,101,671
OLD UNITED LIFE INS CO	AZ	91,393,882	46,254,189	674,913	8,188,435	4,381,828
OXFORD LIFE INS CO	AZ	1,197,512,867	158,511,506	12,081,810	191,366,786	203,423,719
PACIFIC GUARDIAN LIFE INS CO LTD	HI	515,572,275	108,805,037	8,053,652	68,416,931	58,316,535
PACIFIC LIFE & ANN CO	AZ	6,151,140,522	512,589,697	54,262,686	469,026,968	452,842,013
PACIFIC LIFE INS CO	NE	112,503,492,765	7,171,552,153	667,978,248	8,573,868,633	10,574,721,077

## Summary of Financial Condition as of December 31, 2014

### Life and Disability Insurers (continued)

Company Name	State	Admitted Assets	Capital & Surplus	Net Gain from Operations	Premium/Annuity Considerations	Incurred Benefits
PACIFICARE LIFE & HLTH INS CO	IN	204,827,926	193,270,637	7,972,479	36,280,291	24,866,951
PAN AMER ASSUR CO	LA	22,391,666	17,108,644	491,870	24,451	113,402
PAN AMER LIFE INS CO	LA	1,345,435,957	237,499,288	15,287,038	238,927,784	136,794,608
PARK AVENUE LIFE INS CO	DE	305,282,167	75,689,763	2,169,271	2,687,581	15,662,548
PARKER CENTENNIAL ASSUR CO	WI	89,420,686	46,040,626	1,769,929	5,097,744	6,682,598
PAUL REVERE LIFE INS CO	MA	4,145,126,886	278,031,190	69,931,706	91,038,580	(11,340,019)
PAUL REVERE VARIABLE ANN INS CO	ME	56,158,883	41,634,036	2,303,435	-	280,255
PAVONIA LIFE INS CO OF MI	MI	405,918,819	82,293,626	10,952,132	96,396,513	78,931,185
PENN INS & ANN CO	DE	3,254,696,442	417,234,228	25,373,658	211,144,405	326,829,598
PENN MUT LIFE INS CO	PA	17,270,765,708	1,799,776,541	(8,114,212)	657,164,380	738,471,921
PHARMACISTS LIFE INS CO	IA	93,019,845	7,277,472	(99,518)	4,256,696	7,098,753
PHILADELPHIA AMER LIFE INS CO	TX	220,219,624	33,244,658	5,664,657	144,106,685	114,381,027
PHILADELPHIA FINANCIAL LIFE ASSUR CO	PA	4,910,397,714	20,130,472	2,076,471	441,490,312	935,563,585
PHIL VARIABLE INS CO	CT	6,533,901,953	198,589,038	(37,456,261)	926,970,405	929,372,881
PHOENIX LIFE & ANN CO	CT	45,380,354	21,614,301	(489,553)	121,371	1,647,514
PHOENIX LIFE INS CO	NY	13,249,349,913	609,197,578	116,174,715	314,455,911	614,396,976
PHYSICIANS LIFE INS CO	NE	1,430,485,171	130,061,881	7,008,039	262,427,101	248,476,155
PHYSICIANS MUT INS CO	NE	2,026,151,800	845,466,907	42,515,937	424,520,834	326,359,469
PIONEER AMER INS CO	TX	58,920,386	19,574,623	613,722	12,121,442	9,488,684
PIONEER MUT LIFE INS CO	ND	511,371,179	38,345,150	(2,468,235)	26,416,999	45,810,719
PIONEER SECURITY LIFE INS CO	TX	132,186,579	109,680,963	4,477,287	7,962,677	5,302,976
PRIMERICA LIFE INS CO	MA	1,279,436,962	498,991,620	267,426,077	277,117,482	(93,446,482)
PRINCIPAL LIFE INS CO	IA	154,073,617,247	4,202,120,604	615,211,998	5,533,206,764	5,769,923,800
PRINCIPAL NATL LIFE INS CO	IA	141,247,957	84,813,267	(4,526,035)	7,150	425
PROFESSIONAL INS CO	TX	108,916,752	35,917,978	1,857,492	31,583,071	24,295,637
PROTECTIVE LIFE INS CO	TN	41,231,735,899	3,498,906,083	588,170,253	2,359,780,050	3,241,897,811
PROVIDENT AMER LIFE & HLTH INS CO	OH	16,644,210	14,589,119	1,851,152	12,180,223	8,246,062
PROVIDENT LIFE & ACCIDENT INS CO	TN	8,297,289,793	719,959,043	186,861,877	889,814,938	440,735,107
PROVIDENT LIFE & CAS INS CO	TN	767,159,218	139,428,316	6,770,429	84,471,752	89,746,525
PRUCO LIFE INS CO	AZ	106,837,998,680	2,656,493,500	164,419,099	8,744,763,193	5,620,818,420
PRUDENTIAL ANN LIFE ASSUR CORP	AZ	47,706,642,857	605,740,487	428,198,362	(145,138,459)	4,610,231,512
PRUDENTIAL INS CO OF AMER	NJ	309,101,912,391	10,330,977,148	730,961,222	22,557,626,046	27,964,656,803



# Summary of Financial Condition as of December 31, 2014

## Life and Disability Insurers (continued)

Company Name	State	Admitted Assets	Capital & Surplus	Net Gain from Operations	Premium/Annuity Considerations	Incurred Benefits
PRUDENTIAL RETIREMENT INS & ANN CO	CT	78,877,499,229	932,668,911	203,150,134	568,409,537	1,185,788,013
PURITAN LIFE INS CO OF AMER	TX	37,782,921	5,966,851	986,904	6,889,444	6,323,135
PYRAMID LIFE INS CO	KS	168,559,684	88,364,037	8,396,616	207,870,239	175,474,229
RELIABLE LIFE INS CO	MO	21,190,360	12,787,849	826,813	-	-
RELIANCE STANDARD LIFE INS CO	IL	7,583,752,327	713,331,785	175,069,798	1,787,186,956	1,573,656,863
RELIASTAR LIFE INS CO	MN	21,468,698,792	1,944,707,501	98,564,747	(148,997,815)	215,903,084
RELIASTAR LIFE INS CO OF NY	NY	3,201,620,470	298,750,908	(24,349,952)	139,924,355	342,987,094
RESERVE NATL INS CO	OK	118,152,919	50,969,191	1,752,083	131,801,879	69,736,813
RESOURCE LIFE INS CO	IL	8,828,262	5,681,013	227,171	(118,213)	(202,433)
RG A REINS CO	MO	24,178,419,690	1,528,301,434	25,351,342	3,494,171,186	3,377,268,394
RIVERSOURCE LIFE INS CO	MN	104,762,556,052	3,332,337,975	1,412,139,708	5,872,324,444	7,598,635,382
S USA LIFE INS CO INC	AZ	13,576,181	7,947,154	(212,702)	1,176,843	1,323,570
SAGICOR LIFE INS CO	TX	1,214,894,898	74,249,958	(5,426,076)	74,163,466	101,608,967
SCOR GLOBAL LIFE AMER REINS CO	DE	1,479,982,450	151,725,324	15,719,024	109,992,100	97,422,310
SCOR GLOBAL LIFE RE INS CO OF DE	DE	456,492,606	46,511,048	(4,565,026)	51,291,527	62,668,371
SCOR GLOBAL LIFE USA REINS CO	DE	812,301,337	377,608,363	22,817,388	184,306,652	163,234,668
SEARS LIFE INS CO	TX	49,435,453	19,737,937	3,751,376	11,247,325	6,023,483
SECURIAN LIFE INS CO	MN	325,440,185	202,059,818	6,417,888	111,307,922	86,402,396
SECURITAS FINANCIAL LIFE INS CO	NC	5,743,860	5,637,595	113,595	-	-
SECURITY BENEFIT LIFE INS CO	KS	24,987,372,794	1,301,456,083	81,843,711	5,061,253,189	5,631,164,820
SECURITY LIFE INS CO OF AMER	MN	72,704,144	20,250,998	726,703	80,826,889	48,336,899
SECURITY LIFE OF DENVER INS CO	CO	14,228,256,535	1,128,790,091	111,588,775	(61,302,555)	314,816,889
SECURITY MUT LIFE INS CO OF NY	NY	2,672,043,579	138,614,670	8,065,668	165,704,030	199,346,783
SECURITY NATL LIFE INS CO	UT	507,817,132	34,356,157	5,617,819	61,452,073	61,656,740
SENIOR HLTH INS CO OF PA	PA	2,906,965,242	80,005,924	(60,292,088)	155,222,861	346,207,827
SENIOR LIFE INS CO	GA	47,410,720	11,726,202	2,291,018	11,508,157	4,336,130
SENTINEL SECURITY LIFE INS CO	UT	479,497,782	25,720,907	(2,018,930)	31,558,775	29,887,043
SENTRY LIFE INS CO	WI	5,333,589,502	271,389,360	25,007,695	557,289,790	527,278,839
SETTLERS LIFE INS CO	WI	394,243,255	52,575,674	5,664,512	44,813,018	39,136,155
SHELTERPOINT INS CO	FL	7,952,596	7,747,555	(619,778)	-	-
STANDARD INS CO	OR	20,361,117,513	1,151,784,581	208,468,862	4,019,849,198	3,475,256,666
STANDARD LIFE & ACCIDENT INS CO	TX	530,176,673	259,083,923	19,929,285	120,749,450	78,297,333

**Summary of Financial Condition as of December 31, 2014**  
**Life and Disability Insurers (continued)**

Company Name	State	Admitted Assets	Capital & Surplus	Net Gain from Operations	Premium/Annuity Considerations	Incurred Benefits
STANDARD SECURITY LIFE INS CO OF NY	NY	252,408,335	116,524,521	11,856,038	207,335,893	140,984,122
STARMOUNT LIFE INS CO	LA	59,129,619	25,007,225	3,818,896	95,158,534	65,838,808
STATE FARM HLTH INS CO	IL	8,390,703	8,367,604	6,254	-	-
STATE FARM LIFE INS CO	IL	63,530,488,452	9,001,105,691	474,647,311	5,002,103,991	5,291,385,988
STATE LIFE INS CO	IN	5,522,202,232	354,162,624	23,383,358	599,255,533	722,006,361
STATE MUT INS CO	GA	292,459,963	33,900,850	1,707,429	379,620	(63,525,842)
STERLING INVESTORS LIFE INS CO	GA	15,271,110	6,293,336	419,902	4,310,050	1,679,504
STONEBRIDGE LIFE INS CO	VT	1,711,257,368	150,447,300	94,708,812	408,459,476	209,601,065
SUN LIFE & HLTH INS CO	CT	371,841,185	175,492,208	(1,264,754)	168,036,758	127,682,646
SUNSET LIFE INS CO OF AMER	MO	354,148,522	32,035,894	5,352,821	15,963,299	23,825,459
SURETY LIFE INS CO	NE	16,941,100	16,228,096	(823,119)	-	-
SWISS RE LIFE & HLTH AMER INC	CT	11,247,500,270	1,460,974,859	(796,928,885)	2,107,892,923	2,959,699,159
SYMETRA LIFE INS CO	IA	29,151,723,813	2,078,335,301	183,618,696	3,254,184,074	3,920,767,624
SYMETRA NATL LIFE INS CO	IA	16,936,532	9,955,334	(36,838)	234,056	510,070
SYMPHONIX HLTH INS INC	IL	64,923,539	7,569,454	(11,567,598)	80,088,409	72,421,968
TEACHERS INS & ANNU ASSOC OF AMER	NY	262,634,190,313	33,919,943,977	1,360,823,670	11,185,673,230	17,681,709,485
TEXAS LIFE INS CO	TX	1,016,569,505	68,947,466	25,618,747	208,088,596	150,223,029
THE SAVINGS BANK LIFE INS CO OF MA	MA	2,795,576,924	256,800,565	9,411,855	198,709,716	221,579,030
THRIVENT LIFE INS CO	MN	3,500,428,807	159,653,297	23,930,103	115,396,251	304,229,111
TIAA CREF LIFE INS CO	NY	9,803,159,467	354,575,179	(20,495,655)	675,515,518	556,644,967
TIME INS CO	WI	991,019,739	389,721,709	(67,823,201)	1,755,526,606	1,376,200,019
TOWN & COUNTRY LIFE INS CO	UT	6,164,639	3,782,183	371,527	3,506,972	2,367,660
TRANS WORLD ASSUR CO	CA	350,116,629	81,388,164	4,606,542	10,973,738	15,486,863
TRANSAMERICA ADVISORS LIFE INS CO	AR	9,692,474,317	912,089,918	309,501,340	9,292,526	986,195,491
TRANSAMERICA FINANCIAL LIFE INS CO	NY	31,099,279,951	957,696,663	57,503,389	5,434,250,950	5,574,694,268
TRANSAMERICA LIFE INS CO	IA	124,486,492,983	5,835,336,667	(47,689,433)	15,782,902,522	12,162,965,236
TRANSAMERICA PREMIER LIFE INS CO	IA	42,248,242,420	1,774,704,861	335,068,799	6,292,480,786	2,240,809,960
TRUASSURE INS CO	IL	7,382,845	7,061,714	(1,664,143)	260,765	128,022
TRUSTMARK INS CO	IL	1,393,483,997	287,674,048	15,567,478	312,183,913	173,717,005
TRUSTMARK LIFE INS CO	IL	353,189,337	162,636,950	11,991,078	206,905,227	157,356,205
UBS LIFE INS CO USA	CA	43,282,938	39,249,551	1,074,840	69,305	39,711,238
ULICO LIFE INS CO	TX	11,736,283	11,496,026	(13,731)	-	-

**Summary of Financial Condition as of December 31, 2014**  
**Life and Disability Insurers (continued)**

Company Name	State	Admitted Assets	Capital & Surplus	Net Gain from Operations	Premium/Annuity Considerations	Incurred Benefits
UNICARE LIFE & HLTH INS CO	IN	413,315,992	63,827,051	23,956,444	329,588,470	303,841,280
UNIFIED LIFE INS CO	TX	183,540,213	24,924,131	4,557,478	33,672,395	28,111,373
UNIMERICA INS CO	WI	415,039,544	187,834,687	76,885,910	582,376,920	423,987,464
UNION FIDELITY LIFE INS CO	KS	19,673,708,526	518,428,357	(288,198,332)	285,855,309	2,056,678,675
UNION LABOR LIFE INS CO	MD	3,337,533,949	76,385,652	414,688	142,112,133	115,669,181
UNION SECURITY INS CO	KS	4,937,110,191	415,720,143	66,006,733	1,016,007,445	735,315,564
UNITED AMER INS CO	NE	1,694,915,509	178,420,084	28,400,615	870,925,378	603,790,797
UNITED BENEFIT LIFE INS CO	OH	3,050,412	2,996,299	(65,300)	-	-
UNITED FIDELITY LIFE INS CO	TX	779,567,911	464,246,786	44,179,483	7,949,673	12,818,832
UNITED HERITAGE LIFE INS CO	ID	522,580,520	58,016,998	6,084,339	62,952,617	63,979,616
UNITED HOME LIFE INS CO	IN	78,259,191	19,476,887	469,389	17,779,864	9,319,703
UNITED INS CO OF AMER	IL	3,644,802,345	439,400,773	128,902,200	362,683,177	241,573,895
UNITED LIFE INS CO	IA	1,635,363,969	155,667,496	2,941,448	198,849,928	238,868,872
UNITED NATL LIFE INS CO OF AMER	IL	16,145,596	4,006,315	267,365	17,101,822	6,325,120
UNITED OF OMAHA LIFE INS CO	NE	18,786,688,405	1,422,723,191	182,846,782	2,712,421,601	2,301,001,246
UNITED SECURITY ASSUR CO OF PA	PA	151,298,206	10,677,721	(3,505,312)	31,847,575	28,426,255
UNITED STATES LIFE INS CO IN THE CIT	NY	27,985,441,605	2,000,834,226	322,496,576	1,918,645,478	2,176,180,495
UNITED TEACHER ASSOC INS CO	TX	1,018,098,765	56,137,978	(32,213,490)	83,776,993	160,351,572
UNITED WORLD LIFE INS CO	NE	119,429,408	49,370,535	1,567,247	1,502,750	2,189,565
UNITEDHEALTHCARE INS CO	CT	15,113,367,649	5,595,828,416	1,919,107,827	43,936,434,950	34,924,455,100
UNITEDHEALTHCARE LIFE INS CO	WI	132,599,648	41,438,073	(15,379,108)	244,970,306	229,334,363
UNITY FINANCIAL LIFE INS CO	OH	190,111,762	11,479,869	869,431	43,360,163	39,498,825
UNIVERSAL GUAR LIFE INS CO	OH	343,178,800	41,146,686	13,800,753	7,256,326	13,192,476
UNIVERSAL UNDERWRITERS LIFE INS CO	KS	160,613,987	23,171,427	2,014,491	6,525,132	8,051,644
UNUM LIFE INS CO OF AMER	ME	19,701,372,348	1,546,131,234	197,044,520	2,914,646,835	1,652,483,544
US BR GREAT WEST LIFE ASSUR CO	MI	77,558,369	18,352,412	1,886,417	2,845,714	5,094,334
US BR SUN LIFE ASSUR CO OF CANADA	MI	17,090,507,612	940,294,226	(163,939,276)	2,349,134,259	2,015,490,607
US BUSINESS OF CANADA LIFE ASSUR CO	MI	4,425,111,975	136,212,032	5,762,568	132,150,321	119,456,750
US FINANCIAL LIFE INS CO	OH	642,942,359	102,178,977	34,344,618	38,146,660	35,126,726
USAA LIFE INS CO	TX	21,985,395,139	2,140,727,132	283,828,095	1,486,673,831	2,133,314,402
USABLE LIFE	AR	446,030,490	194,283,133	17,211,160	591,683,365	417,667,410
VANTIS LIFE INS CO	CT	874,350,771	69,557,774	3,084,539	33,349,904	54,140,574

**Summary of Financial Condition as of December 31, 2014**  
**Life and Disability Insurers (continued)**

Company Name	State	Admitted Assets	Capital & Surplus	Net Gain from Operations	Premium/Annuity Considerations	Incurred Benefits
VARIABLE ANN LIFE INS CO	TX	77,095,194,647	3,618,076,097	975,078,665	4,830,313,224	6,964,347,671
VOYA INS & ANN CO	IA	66,778,843,977	2,119,410,019	798,087,701	2,419,537,817	8,439,584,956
VOYA RETIREMENT INS & ANN CO	CT	89,253,482,555	2,007,887,266	321,828,411	9,826,837,459	12,441,267,981
WASHINGTON NATL INS CO	IN	4,775,251,768	326,988,372	61,796,225	610,031,464	522,915,576
WEST COAST LIFE INS CO	NE	4,810,067,779	412,267,127	(86,981,204)	3,327,322	145,350,453
WESTERN & SOUTHERN LIFE INS CO	OH	9,918,275,587	4,294,209,873	397,434,608	263,212,338	372,092,630
WESTERN SOUTHERN LIFE ASSUR CO	OH	13,146,952,405	1,051,343,926	145,433,405	801,532,527	1,031,054,478
WESTERN UNITED LIFE ASSUR CO	WA	990,678,290	61,802,605	7,835,212	239,840,207	264,277,784
WILLIAM PENN LIFE INS CO OF NY	NY	1,146,364,058	176,566,763	(14,311,892)	34,556,171	55,116,803
WILTON REASSUR CO	MN	3,095,513,352	842,597,817	449,115,263	605,985,589	(298,677,012)
WILTON REASSUR LIFE CO OF NY	NY	910,837,663	106,559,024	3,288,371	17,329,659	53,556,803
WMI MUT INS CO	UT	13,471,029	7,098,275	(124,779)	19,549,098	16,543,930
XL LIFE INS & ANN CO	IL	15,136,552	15,130,212	38,207	-	-
ZALE LIFE INS CO	AZ	11,673,328	9,430,378	741,601	1,981,022	323,820
ZURICH AMER LIFE INS CO	IL	12,689,297,745	146,940,894	3,881,477	(7,714)	216,979,598

# Summary of Financial Condition as of December 31, 2014

## Property and Casualty Insurers

Company Name	State	Admitted Assets	Capital & Surplus	Net Income	Net Premiums Written	Net Losses & LAE	Other Expenses	Net Losses & LAE Ratio	Net Other Expense Ratio
21ST CENTURY ASSUR CO	DE	69,282,675	68,219,821	1,768,076	-	162,517	-	-	-
21ST CENTURY CAS CO	CA	12,386,413	11,949,610	23,432	-	20,314	-	-	-
21ST CENTURY CENTENNIAL INS CO	PA	574,071,755	562,753,398	10,288,096	-	1,625,170	-	-	-
21ST CENTURY IND INS CO	PA	65,933,507	64,870,653	3,936,964	-	162,517	-	-	-
21ST CENTURY INS CO	CA	895,405,798	880,620,044	21,088,783	-	1,625,170	-	-	-
21ST CENTURY INS CO OF THE SW	TX	5,426,383	5,426,383	40,702	-	-	-	-	-
21ST CENTURY N AMER INS CO	NY	577,638,236	545,021,933	6,008,898	-	1,874,490	-	-	-
21ST CENTURY PREMIER INS CO	PA	275,700,295	270,643,456	8,892,368	-	812,585	-	-	-
21ST CENTURY SECURITY INS CO	PA	196,367,240	191,866,492	3,174,632	-	650,067	-	-	-
ACA FIN GUAR CORP	MD	370,865,469	66,902,126	(14,272,705)	61,969	43,919,474	16,488,628	163	61
ACADIA INS CO	NH	153,271,937	51,287,212	756,848	-	-	(196,344)	-	-
ACCEPTANCE CAS INS CO	NE	71,503,259	49,426,503	(1,017,858)	11,371,759	10,721,233	3,532,015	97	32
ACCIDENT FUND GEN INS CO	MI	172,817,199	59,285,143	5,258,946	37,510,840	26,426,952	5,198,600	72	14
ACCIDENT FUND INS CO OF AMER	MI	2,387,026,798	750,936,150	62,598,512	717,394,818	507,263,683	124,974,037	72	18
ACCIDENT FUND NATL INS CO	MI	189,976,458	60,933,913	7,367,633	56,266,260	39,705,553	9,716,834	72	18
ACCREDITED SURETY & CAS CO INC	FL	24,347,094	20,876,877	1,556,732	9,362,665	(32,031)	7,491,402	(0)	80
ACE AMER INS CO	PA	12,150,666,209	2,992,907,211	251,155,996	1,656,533,972	1,268,033,628	307,796,047	78	19
ACE FIRE UNDERWRITERS INS CO	PA	100,108,832	73,024,971	1,766,153	8,954,234	6,854,236	1,663,763	78	19
ACE PROP & CAS INS CO	PA	7,360,749,029	2,064,425,570	115,632,355	1,566,991,585	1,199,491,197	291,158,424	78	19
ACIG INS CO	IL	412,616,200	117,740,630	4,712,822	92,607,072	70,270,883	25,596,657	82	30
ACSTAR INS CO	IL	60,506,600	28,051,478	2,346,657	1,815,270	(53,607)	1,540,571	(3)	78
ACUITY A MUT INS CO	WI	3,100,956,368	1,323,399,696	113,215,398	1,189,179,922	742,767,754	332,722,088	65	29
ADM INS CO	AZ	482,728,643	22,786,500	730,649	-	-	2,176,756	-	-
ADMIRAL IND CO	DE	54,320,732	39,813,624	1,191,011	-	-	-	-	-
ADVANTAGE WORKERS COMP INS CO	IN	107,859,928	50,802,595	(1,192,116)	9,305,980	10,654,552	2,136,641	119	24
AEGIS SECURITY INS CO	PA	101,270,992	53,400,765	3,459,070	62,294,304	30,718,488	29,571,569	50	48
AETNA INS CO OF CT	CT	15,774,357	15,127,323	224,903	(53,353)	752,284	569,343	75	57
AFFILIATED FM INS CO	RI	2,528,717,670	1,397,649,769	119,138,908	386,631,723	202,555,067	101,408,474	52	26
AFFIRMATIVE INS CO	IL	188,142,900	24,264,857	(51,252,507)	101,756,609	115,681,614	42,041,012	120	43
AGCS MARINE INS CO	IL	328,306,416	164,590,567	20,637,337	(105,861,792)	-	-	-	-
AGRI GEN INS CO	IA	188,222,552	187,001,998	8,013,853	(49,742)	(31,362)	388,374	63	(781)
AIG ASSUR CO	PA	33,184,342	31,933,670	1,032,528	-	-	-	-	-

**Summary of Financial Condition as of December 31, 2014**  
**Property and Casualty Insurers (continued)**

Company Name	State	Admitted Assets	Capital & Surplus	Net Income	Net Premiums Written	Net Losses & LAE	Other Expenses	Net Losses & LAE Ratio	Net Other Expense Ratio
AIG PROP CAS CO	PA	5,025,917,295	1,587,131,778	157,978,700	1,034,877,198	701,039,133	262,362,902	76	29
AIOI NISSAY DOWA INS CO OF AMER	NY	102,362,908	60,804,962	3,400,986	4,570,796	7,139,847	(165,356)	75	(2)
AIU INS CO	NY	234,596,960	234,271,027	3,532,563	(3,789,147)	-	(661,650)	-	(178,824,324)
ALAMANCE INS CO	IL	488,090,233	369,491,535	8,399,925	36,597,779	21,465,050	15,314,273	56	40
ALASKA NATL INS CO	AK	879,775,080	380,517,407	50,511,708	212,252,618	112,654,722	57,125,221	56	28
ALEA NORTH AMERICA INS CO	NY	145,812,539	97,680,918	15,234,205	704	(1,016,514)	5,212,981	(144,186)	739,430
ALLEGHENY CAS CO	PA	37,646,377	23,034,615	449,462	29,583,228	116,244	29,021,180	0	98
ALLIANCE INS CO INC	KS	22,867,412	9,638,017	715,203	14,797,685	9,612,418	4,632,500	66	32
ALLIANZ GLOBAL RISKS US INS CO	IL	3,322,664,851	759,080,930	44,351,441	1,236,587,992	805,021,524	314,931,949	73	29
ALLIED INS CO OF AMER	OH	13,978,147	13,920,229	56,526	-	-	-	-	-
ALLIED PROP & CAS INS CO	IA	357,918,666	59,041,077	710,885	-	-	-	-	-
ALLIED WORLD INS CO	NH	1,727,155,179	1,092,925,542	24,685,091	198,280,055	126,631,281	51,711,155	70	29
ALLIED WORLD NATL ASSUR CO	NH	270,261,736	129,656,632	1,665,177	44,062,234	28,140,284	11,491,368	70	29
ALLIED WORLD SPECIALTY INS CO	DE	752,009,860	397,395,510	13,271,125	110,155,586	70,350,712	28,728,419	70	29
ALLMERICA FIN ALLIANCE INS CO	NH	19,422,774	19,406,813	432,651	-	-	-	-	-
ALLMERICA FIN BENEFIT INS CO	MI	34,667,673	34,639,250	644,077	-	-	-	-	-
ALLSTATE FIRE & CAS INS CO	IL	175,306,065	173,867,879	1,608,634	-	-	-	-	-
ALLSTATE IND CO	IL	144,973,774	141,475,290	1,614,325	-	-	-	-	-
ALLSTATE INS CO	IL	43,246,270,304	16,265,562,743	2,313,797,437	26,453,381,097	17,669,754,630	7,008,642,554	68	27
ALLSTATE NORTHBROOK IND CO	IL	39,697,773	39,500,103	702,602	-	-	-	-	-
ALLSTATE PROP & CAS INS CO	IL	215,540,942	205,955,846	2,181,870	-	-	-	-	-
ALLSTATE VEHICLE & PROP INS CO	IL	24,311,712	23,562,880	618,631	-	-	-	-	-
ALPHA PROP & CAS INS CO	WI	33,390,806	13,054,790	372,674	-	-	-	-	-
ALPS PROP & CAS INS CO	MT	100,731,326	36,147,182	2,109,217	29,067,481	19,997,038	9,245,519	70	32
ALTERRA AMER INS CO	DE	246,466,179	165,447,367	(661,912)	22,221,145	18,038,248	5,504,247	82	25
AMBAC ASSUR CORP	WI	4,464,307,527	100,000,000	724,828,050	63,629,824	(43,687,347)	73,169,818	(17)	29
AMCO INS CO	IA	1,001,016,327	207,979,343	33,584,002	-	-	-	-	-
AMERICAN AGRI BUSINESS INS CO	TX	725,792,178	28,455,433	3,747,107	-	-	1,682,678	-	-
AMERICAN ALT INS CORP	DE	526,391,380	168,921,334	30,793,588	-	-	(42,971,697)	-	-
AMERICAN AUTOMOBILE INS CO	MO	189,186,573	164,318,070	3,973,763	-	-	165,740	-	-
AMERICAN BANKERS INS CO OF FL	FL	1,967,504,415	563,937,920	146,499,008	870,066,078	345,594,858	371,088,821	41	44
AMERICAN CAS CO OF READING PA	PA	146,336,202	146,291,883	2,584,255	-	-	-	-	-

**Summary of Financial Condition as of December 31, 2014**  
**Property and Casualty Insurers (continued)**

Company Name	State	Admitted Assets	Capital & Surplus	Net Income	Net Premiums Written	Net Losses & LAE	Other Expenses	Net Losses & LAE Ratio	Net Other Expense Ratio
AMERICAN CENTENNIAL INS CO	DE	50,169,388	12,461,613	(5,661,820)	-	8,394,351	169,627	-	-
AMERICAN COMMERCE INS CO	OH	310,456,683	103,684,208	3,058,300	175,117,048	131,463,617	48,201,550	77	28
AMERICAN COMPENSATION INS CO	MN	69,455,445	52,686,771	424,777	-	-	-	-	-
AMERICAN CONTRACTORS IND CO	CA	312,092,071	86,202,379	15,409,653	64,344,222	13,554,204	42,538,439	21	65
AMERICAN ECONOMY INS CO	IN	73,789,878	66,707,977	1,455,339	-	-	-	-	-
AMERICAN EMPIRE INS CO	OH	40,932,765	20,434,830	1,123,951	9,521,717	6,998,104	1,347,991	77	15
AMERICAN EQUITY SPECIALTY INS CO	CT	77,096,048	28,547,591	3,355,486	20,188,457	12,088,498	6,066,115	61	30
AMERICAN FAMILY HOME INS CO	FL	532,605,794	155,660,440	4,038,386	282,208,288	125,765,365	134,731,059	48	52
AMERICAN FAMILY INS CO	OH	25,922,964	17,205,409	830,036	-	-	-	-	-
AMERICAN FAMILY MUT INS CO	WI	14,500,523,875	6,030,082,764	659,226,342	6,656,312,681	4,423,697,330	1,880,551,037	71	30
AMERICAN FARMERS & RANCHERS INS CO	OK	9,015,714	7,929,514	(172,280)	(61,764)	(15,988)	253,911	26	(411)
AMERICAN FARMERS & RANCHERS MUT INS	OK	125,601,718	51,987,476	17,278,956	100,008,562	46,246,807	29,245,810	49	31
AMERICAN FIRE & CAS CO	NH	40,756,664	39,026,862	377,638	-	-	-	-	-
AMERICAN GUAR & LIAB INS	NY	263,514,735	180,937,089	4,156,133	-	-	-	-	-
AMERICAN HALLMARK INS CO OF TX	TX	344,057,908	121,276,714	6,995,092	96,666,017	62,272,215	30,879,296	65	32
AMERICAN HILTHCARE IND CO	DE	103,957,446	21,171,230	(47,290)	(314,850)	(360,409)	1,413,256	114	(449)
AMERICAN HOME ASSUR CO	NY	26,376,943,831	7,247,903,431	808,229,869	5,499,412,796	4,148,726,184	1,673,831,044	74	30
AMERICAN INS CO	OH	323,726,213	289,700,159	9,038,847	-	-	108,342	-	-
AMERICAN INTERSTATE INS CO	NE	1,185,591,641	377,742,008	40,345,081	305,308,572	197,175,505	66,162,777	65	22
AMERICAN MERCURY INS CO	OK	378,484,273	174,389,303	23,124,954	165,732,989	112,602,302	45,760,518	67	27
AMERICAN MINING INS CO	IA	35,726,908	24,937,709	524,822	-	-	-	-	-
AMERICAN MODERN HOME INS CO	OH	1,286,171,803	380,461,103	7,984,383	496,477,544	221,252,065	237,027,259	48	52
AMERICAN MODERN PROP & CAS INS CO	OH	21,184,279	16,288,812	83,684	5,226,080	2,328,988	2,494,806	48	52
AMERICAN MODERN SELECT INS CO	OH	288,491,912	44,879,069	3,979,399	52,260,794	23,289,883	24,969,252	48	52
AMERICAN MUT SHARE INS CORP	OH	230,350,794	202,310,720	11,018,765	210,866	(14,360,730)	6,262,367	(6,810)	2,970
AMERICAN NATL GEN INS CO	MO	101,710,382	60,821,481	3,406,066	34,124,418	26,487,943	7,637,332	75	22
AMERICAN NATL PROP & CAS CO	MO	1,218,493,924	596,931,175	39,984,517	481,281,068	335,304,620	120,373,908	71	26
AMERICAN PET INS CO	NY	38,917,013	23,661,189	990,276	94,122,375	64,405,204	26,581,267	69	28
AMERICAN RELIABLE INS CO	AZ	312,690,762	71,196,438	(3,904,973)	181,817,647	110,517,416	78,856,037	65	46
AMERICAN ROAD INS CO	MI	556,896,758	246,588,673	3,294,076	125,782,558	122,000,347	9,423,876	97	8
AMERICAN SAFETY CAS INS CO	OK	185,477,639	148,623,430	(1,861,639)	(5,289,867)	1,776,593	8,170,763	31	143

**Summary of Financial Condition as of December 31, 2014**  
**Property and Casualty Insurers (continued)**

Company Name	State	Admitted Assets	Capital & Surplus	Net Income	Net Premiums Written	Net Losses & LAE	Other Expenses	Net Losses & LAE Ratio	Net Other Expense Ratio
AMERICAN SECURITY INS CO	DE	1,915,801,260	661,506,799	251,236,845	1,369,248,850	594,922,535	759,985,847	38	49
AMERICAN SELECT INS CO	OH	230,527,200	100,137,684	7,461,873	86,652,962	53,743,972	29,121,669	64	34
AMERICAN SENTINEL INS CO	PA	30,164,540	15,656,804	846,745	20,764,599	10,227,798	9,783,222	50	48
AMERICAN SERV INS CO INC	IL	129,174,083	31,722,447	4,001,144	55,710,635	30,539,235	14,457,263	62	29
AMERICAN SOUTHERN HOME INS CO	FL	146,569,180	38,705,502	826,206	41,808,636	18,631,905	19,958,587	48	52
AMERICAN STANDARD INS CO OF WI	WI	414,831,415	329,309,081	10,327,906	-	-	-	-	-
AMERICAN STATES INS CO	IN	144,241,669	123,990,837	6,016,073	-	-	-	-	-
AMERICAN STATES PREFERRED INS CO	IN	22,220,935	21,497,092	569,372	-	-	-	-	-
AMERICAN SUMMIT INS CO	TX	45,545,995	28,963,579	2,554,399	25,226,328	13,568,792	7,990,991	56	33
AMERICAN SURETY CO	IN	14,979,897	10,832,200	1,607,237	8,869,775	331,082	7,584,556	4	88
AMERICAN WEST INS CO	ND	13,421,994	10,804,710	349,696	6,743,067	5,194,814	1,322,447	77	20
AMERICAN ZURICH INS CO	IL	264,457,506	157,464,939	2,889,522	-	-	-	-	-
AMERISURE INS CO	MI	752,182,243	224,507,925	8,107,686	215,423,660	141,394,702	66,237,073	67	31
AMERISURE MUT INS CO	MI	2,069,743,432	843,007,129	48,146,114	481,112,839	315,781,475	147,929,406	67	31
AMERISURE PARTNERS INS CO	MI	75,124,419	22,807,840	505,537	21,542,366	14,139,477	6,623,722	67	31
AMEX ASSUR CO	IL	280,226,874	188,835,622	70,705,458	183,380,006	71,210,155	22,533,519	39	12
AMGUARD INS CO	PA	419,651,716	109,958,746	7,208,803	117,340,354	69,555,933	29,317,676	67	28
AMICA MUT INS CO	RI	5,061,654,429	2,759,755,486	185,509,066	1,841,453,853	1,186,450,214	436,968,243	66	24
AMTRUST INS CO OF KS INC	KS	50,125,469	19,303,684	4,080,963	8,456,174	4,183,454	(6,012,583)	59	(85)
ARCH IND INS CO	MO	33,518,519	24,367,867	6,134,994	-	572,455	(8,546,509)	-	-
ARCH INS CO	MO	3,200,859,275	778,367,936	37,577,708	785,534,051	501,298,328	219,314,487	67	29
ARCH MORTGAGE ASSUR CO	WI	12,881,021	12,618,293	(121,073)	95,229	3,962	249,561	4	251
ARCH MORTGAGE GUAR CO	WI	50,579,613	49,119,794	(199,865)	324,403	(13,234)	699,871	(3)	172
ARCH MORTGAGE INS CO	WI	399,604,496	152,482,249	(34,732,497)	52,594,703	29,536,216	47,168,223	55	88
ARCH REINS CO	DE	1,736,857,781	1,103,952,111	33,291,552	245,480,497	124,344,881	80,129,574	52	34
ARGONAUT GREAT CENTRAL INS CO	IL	49,432,932	24,835,358	594,779	-	-	80,526	-	-
ARGONAUT INS CO	IL	1,280,403,500	390,764,971	13,398,353	185,248,838	168,983,865	67,617,053	89	35
ARGONAUT MIDWEST INS CO	IL	31,893,673	16,152,915	304,595	-	-	-	-	-
ARIZONA AUTOMOBILE INS CO	AZ	19,665,690	9,029,891	518,994	7,599,124	4,733,305	1,999,267	66	28
ARMED FORCES INS EXCH	KS	136,390,541	70,736,629	9,910,018	66,975,867	36,060,269	24,082,586	54	36
ARROWOOD IND CO	DE	1,473,661,724	249,047,542	(38,106,002)	(1,894,942)	52,390,215	47,504,571	(6,985)	(6,334)
ASHMERE INS CO	IL	12,566,190	12,544,069	(517,845)	4,922	-	592,770	0	12,043



**Summary of Financial Condition as of December 31, 2014**  
**Property and Casualty Insurers (continued)**

Company Name	State	Admitted Assets	Capital & Surplus	Net Income	Net Premiums Written	Net Losses & LAE	Other Expenses	Net Losses & LAE Ratio	Net Other Expense Ratio
ASPEN AMER INS CO	TX	502,270,089	262,813,211	(24,070,366)	63,950,265	29,793,381	44,070,792	67	99
ASSOCIATED IND CORP	CA	95,308,190	84,229,371	1,841,886	-	-	(2,007)	-	-
ASSOCIATED LOGGERS EXCH	ID	31,939,257	12,794,388	254,553	11,557,507	8,681,594	2,473,535	76	22
ASSURANCE CO OF AMER	NY	24,431,675	20,477,588	641,784	-	-	-	-	-
ASSURED GUAR CORP	MD	2,539,243,653	1,086,138,272	115,574,377	42,497,859	(116,672,360)	77,118,150	(142)	94
ASSURED GUAR MUNICIPAL CORP	NY	5,961,221,953	2,266,850,430	303,884,449	173,887,458	(120,662,604)	86,508,484	(59)	43
ATAIN INS CO	TX	72,628,687	45,742,677	2,483,416	13,310,231	7,663,131	3,131,724	61	25
ATLANTA INTL INS CO	NY	44,550,393	19,910,369	287,209	124	(64,309)	4,601	(51,862)	3,710
ATLANTIC SPECIALTY INS CO	NY	2,550,903,113	721,514,714	(14,066,369)	1,109,009,570	733,671,956	362,849,446	72	36
ATRADIUS TRADE CREDIT INS CO	MD	116,266,336	64,231,684	1,566,288	20,578,949	6,796,885	9,436,060	41	56
ATX PREMIER INSURANCE COMPANY	TX	9,536,149	4,755,840	(2,661,402)	2,563,483	2,723,611	2,213,123	122	99
AUSTIN MUT INS CO	MN	49,529,451	33,378,820	436,772	-	-	-	-	-
AUTO OWNERS INS CO	MI	12,207,734,312	7,969,072,309	344,246,559	2,540,990,295	1,519,627,308	726,887,301	63	30
AUTOMOBILE INS CO OF HARTFORD CT	CT	1,013,208,296	320,782,357	43,134,819	276,581,853	165,612,652	83,106,180	61	30
AUTOONE INS CO	NY	44,144,451	13,809,797	(2,153,172)	13,758,752	10,701,235	8,315,547	73	56
AVEMCO INS CO	MD	109,546,041	76,587,573	9,966,976	29,318,068	9,353,063	9,881,867	31	33
AXA ART INS CORP	NY	44,433,171	34,537,820	17,015,132	813,444	2,568,718	2,001,370	38	29
AXA INS CO	NY	254,302,377	112,123,808	16,110,966	44,928,079	15,374,783	19,590,090	41	53
AXIS INS CO	IL	1,483,774,009	578,147,530	(2,069,323)	282,313,257	229,686,710	113,943,473	78	39
AXIS REINS CO	NY	2,872,772,623	864,885,156	40,533,233	528,366,175	371,444,225	180,666,101	74	36
AXIS SPECIALTY INS CO	CT	75,416,117	58,292,866	6,248,111	15,100	(5,557,778)	497,402	(36,806)	3,294
BADGER MUT INS CO	WI	168,151,700	61,905,841	2,431,412	92,996,915	68,698,904	26,101,837	74	28
BALBOA INS CO	CA	243,612,524	199,395,071	76,109,477	(1,151,206)	(3,514,142)	(3,681,581)	305	320
BANKERS INS CO	FL	162,666,764	69,103,983	(207,670)	54,349,006	29,216,097	37,746,235	50	64
BANKERS STANDARD FIRE & MARINE CO	PA	190,108,485	78,598,103	3,572,207	40,294,070	30,844,060	7,486,931	78	19
BANKERS STANDARD INS CO	PA	434,558,457	141,265,562	5,781,835	94,019,493	71,969,479	17,469,506	78	19
BCS INS CO	OH	279,607,832	157,189,684	7,995,463	129,555,589	91,637,192	36,170,795	69	27
BEAZLEY INS CO INC	CT	266,409,572	122,257,441	(593,917)	45,146,010	21,496,532	22,799,557	51	55
BEDIVERE INS CO	PA	295,214,862	130,021,748	58,060,835	(69,673)	(562,436)	3,490,846	(914)	5,670
BENCHMARK INS CO	KS	172,943,327	57,376,399	5,047,490	28,659,745	15,596,542	6,941,697	55	25
BERKLEY INS CO	DE	16,934,115,493	5,437,190,376	700,536,103	5,070,049,448	2,871,475,015	1,639,159,658	59	34

**Summary of Financial Condition as of December 31, 2014**  
**Property and Casualty Insurers (continued)**

Company Name	State	Admitted Assets	Capital & Surplus	Net Income	Net Premiums Written	Net Losses & LAE	Other Expenses	Net Losses & LAE Ratio	Net Other Expense Ratio
BERKLEY NATL INS CO	IA	86,518,367	49,658,528	920,675	-	-	28,607	-	-
BERKLEY REGIONAL INS CO	DE	700,390,562	666,570,994	11,004,550	-	-	(424,256)	-	-
BERKSHIRE HATHAWAY ASSUR CORP	NY	2,275,735,509	1,459,551,999	95,214,672	2,338,827	576,496	1,393,456	2	4
BERKSHIRE HATHAWAY HOMESTATE INS CO	NE	2,008,135,254	1,159,514,436	152,676,326	376,478,903	205,330,891	78,925,025	65	25
BERKSHIRE HATHAWAY SPECIALTY INS CO	NE	3,521,608,096	3,234,143,281	7,624,970	691,022	(586,016)	5,626,287	(87)	832
BITCO GEN INS CORP	IL	810,940,020	288,497,269	42,539,906	230,215,056	159,521,851	50,989,618	71	23
BITCO NATL INS CO	IL	471,687,803	153,078,874	23,895,745	145,115,397	94,577,282	46,811,666	67	33
BLUESHORE INS CO	CO	48,061,268	16,539,750	40,198	11,186,319	476,888	574,042	42	50
BOND SAFEGUARD INS CO	SD	77,556,952	35,564,801	4,777,294	36,947,465	9,586,732	22,130,352	28	66
BOSTON IND CO INC	SD	7,462,443	4,770,706	84,576	3,014,840	(8,476)	2,139,590	(0)	98
BRISTOL W INS CO	OH	125,209,027	45,412,320	991,952	-	(257,875)	3,313	-	-
BROTHERHOOD MUT INS CO	IN	469,732,018	189,350,576	10,003,458	277,307,207	173,498,752	85,739,678	66	33
BUILD AMER MUT ASSUR CO	NY	475,718,740	448,778,196	(31,795,946)	3,639,263	-	37,379,652	-	23,471
CALIFORNIA CAPITAL INS CO	CA	593,536,204	315,590,500	10,801,534	245,035,054	157,241,406	82,551,744	65	34
CALIFORNIA CAS GEN INS CO OF OR	OR	102,667,395	31,172,699	(1,574,535)	28,081,601	22,897,565	7,678,077	82	28
CALIFORNIA CAS IND EXCH	CA	557,643,295	319,120,505	(6,209,557)	163,809,343	133,569,123	44,788,783	82	28
CALIFORNIA CAS INS CO	OR	112,708,248	84,409,492	(852,742)	18,721,068	15,265,044	5,118,717	82	28
CALIFORNIA INS CO	CA	631,655,078	379,818,233	65,540,948	241,559,753	72,484,214	71,152,169	30	30
CAMICO MUT INS CO	CA	91,796,324	39,191,917	1,515,446	30,418,524	19,396,321	10,602,054	62	34
CAMPMEED CAS & IND CO INC	NH	20,335,197	20,057,005	400,124	-	-	-	-	-
CANAL INS CO	SC	818,759,661	447,211,552	20,334,145	177,398,778	139,260,319	58,045,129	77	32
CAPITOL IND CORP	WI	462,393,090	221,875,480	(938,016)	134,697,145	72,039,644	68,786,437	56	53
CAPSON PHYSICIANS INS CO	TX	23,324,677	5,928,946	(1,653,185)	11,932,217	7,427,042	5,693,263	65	50
CAROLINA CAS INS CO	IA	181,825,888	95,554,423	2,237,370	-	-	125,651	-	-
CASTLEPOINT NATL INS CO	CA	409,186,273	35,908,688	10,723,230	(32,307,432)	22,120,179	16,228,551	109	80
CASUALTY UNDERWRITERS INS CO	UT	4,316,428	4,278,649	39,805	11,585	14,784	133,122	137	1,236
CATERPILLAR INS CO	MO	660,672,370	271,926,754	31,461,528	204,707,785	134,564,891	31,030,479	73	17
CATLIN IND CO	DE	105,288,909	76,896,893	86,708	7,230,210	5,089,836	1,557,170	76	23
CATLIN INS CO	TX	230,321,433	63,680,706	1,588,130	50,611,457	35,629,057	10,898,690	76	23
CEM INS CO	IL	32,741,693	9,621,229	1,108,161	11,173,453	10,955,692	3,489,855	80	25
CENSTAT CAS CO	NE	19,115,719	16,486,966	575,723	1,918,149	152,447	286,888	17	31

**Summary of Financial Condition as of December 31, 2014**  
**Property and Casualty Insurers (continued)**

Company Name	State	Admitted Assets	Capital & Surplus	Net Income	Net Premiums Written	Net Losses & LAE	Other Expenses	Net Losses & LAE Ratio	Net Other Expense Ratio
CENTRAL STATES IND CO OF OMAHA	NE	434,991,267	363,748,609	11,409,949	50,234,531	22,354,232	27,122,212	45	54
CENTRE INS CO	DE	148,741,012	38,853,946	(909,485)	(619)	(1,981,910)	536,314	319,663	(86,502)
CENTURION CAS CO	IA	142,948,252	142,049,687	11,278,314	13,488,125	586,000	1,649,602	4	12
CENTURY IND CO	PA	917,381,869	25,000,000	(18,628,908)	-	126,631,664	3,923,725	-	-
CENTURY NATL INS CO	CA	593,149,605	385,014,660	19,406,668	140,964,131	96,185,829	51,562,093	72	39
CHARTER OAK FIRE INS CO	CT	926,061,791	253,648,349	41,717,014	256,393,397	153,524,134	77,040,037	61	30
CHEROKEE INS CO	MI	424,944,853	158,930,265	12,111,714	180,650,604	167,290,434	16,698,203	95	9
CHICAGO INS CO	IL	112,747,991	54,229,569	784,398	-	-	(216,985)	-	-
CHUBB IND INS CO	NY	351,113,116	140,662,244	11,950,749	46,971,719	26,067,861	13,481,086	57	29
CHUBB NATL INS CO	IN	303,851,367	140,655,835	11,977,150	46,971,719	26,067,861	13,481,086	57	29
CHURCH MUT INS CO	WI	1,453,567,001	536,660,525	76,038,602	588,955,239	338,790,811	169,781,539	58	29
CIFG ASSUR N AMER INC	NY	785,915,609	617,195,717	81,221,452	12,559,976	(56,833,275)	19,309,168	(394)	134
CIM INS CORP	MI	18,416,703	17,256,323	205,085	-	-	207	-	-
CINCINNATI CAS CO	OH	371,768,778	330,220,593	12,007,072	-	-	-	-	-
CINCINNATI INS CO	OH	11,017,151,254	4,472,210,439	435,806,330	3,993,160,364	2,552,592,235	1,187,531,900	65	30
CITIZENS INS CO OF AMER	MI	1,501,022,384	633,644,873	35,622,975	675,264,904	511,864,380	176,281,863	77	26
CIVIL SERV EMPLOYEES INS CO	CA	233,594,268	117,297,822	4,740,196	96,801,376	60,190,903	34,578,968	64	37
CLARENDON NATL INS CO	IL	585,390,061	240,753,045	55,212,614	10,765,587	(45,196,912)	14,827,773	(420)	138
CLEARWATER INS CO	DE	1,201,310,011	337,306,206	(67,306,809)	129,735	114,378,970	23,207,007	88,164	17,888
CLEARWATER SELECT INS CO	CT	1,177,667,975	431,580,111	48,295,220	222,456,703	132,791,127	55,710,542	58	25
CLERMONT INS CO	IA	24,248,774	21,810,510	407,819	-	-	-	-	-
COFACE N AMER INS CO	MA	155,207,668	71,944,446	18,565,358	53,765,307	12,835,448	13,608,449	24	25
COLISEUM REINS CO	DE	291,387,741	175,312,850	24,633,287	75,219	332,737	5,762,528	412	7,128
COLONIAL AMER CAS & SURETY CO	MD	23,182,574	21,816,223	646,188	-	-	-	-	-
COLONIAL SURETY CO	PA	50,422,375	28,738,500	2,241,771	8,991,639	1,284,028	4,336,962	16	53
COLONY SPECIALTY INS CO	OH	65,324,235	19,988,919	757,580	-	-	-	-	-
COLORADO CAS INS CO	NH	24,035,889	24,032,321	497,801	-	-	-	-	-
COLUMBIA INS CO	NE	20,054,177,125	14,990,232,371	769,574,808	(489,262,853)	(623,092,911)	59,366,616	161	(15)
COLUMBIA MUT INS CO	MO	368,924,449	168,135,246	10,262,682	116,227,188	82,534,116	38,934,023	67	32
COMMERCE & INDUSTRY INS CO	NY	4,770,784,966	1,624,919,986	263,798,103	590,351,434	784,465,731	180,209,352	86	20
COMMERCIAL CAS INS CO	CA	117,210,651	54,330,588	371,210	(1)	36,294	538,859	(3,629,400)	(53,885,900)
COMMONWEALTH INS CO OF AMER	DE	22,225,237	19,568,578	(353,937)	(1,234)	77,473	567,727	(6,278)	(46,007)

**Summary of Financial Condition as of December 31, 2014**  
**Property and Casualty Insurers (continued)**

Company Name	State	Admitted Assets	Capital & Surplus	Net Income	Net Premiums Written	Net Losses & LAE	Other Expenses	Net Losses & LAE Ratio	Net Other Expense Ratio
COMPANION COMMERCIAL INS CO	SC	22,091,473	19,164,545	96,988	-	-	-	-	-
COMPANION PROP & CAS INS CO	SC	1,046,157,998	218,038,391	(89,120,081)	219,337,888	285,626,196	88,978,022	116	36
COMPWEST INS CO	CA	202,150,319	120,821,430	8,465,874	37,510,840	26,495,976	5,800,427	72	16
CONSTITUTION INS CO	NY	20,861,748	15,124,616	1,871,076	6,933,576	897,681	2,933,350	16	52
CONSUMERS INS USA INC	TN	72,031,162	30,330,182	1,911,957	15,986,007	13,715,698	6,109,467	64	28
CONTINENTAL CAS CO	IL	43,309,655,886	11,155,219,255	839,330,603	6,007,143,388	4,765,772,356	1,858,268,824	85	33
CONTINENTAL HERITAGE INS CO	FL	7,347,140	6,946,793	381,123	1,740,501	(8,949)	1,248,470	(1)	71
CONTINENTAL IND CO	IA	156,574,028	65,759,209	13,432,794	48,311,964	14,517,098	14,230,544	30	30
CONTINENTAL INS CO	PA	1,995,334,145	1,437,341,104	55,789,855	-	1,432,971	(4,371,607)	-	-
CONTINENTAL WESTERN INS CO	IA	166,900,787	87,690,140	2,317,555	-	-	(120,254)	-	-
CONTRACTORS BONDING & INS CO	IL	198,299,261	112,171,611	8,573,030	55,904,343	14,386,019	31,046,764	27	59
COPIC INS CO	CO	526,513,261	268,133,421	12,796,363	81,138,803	39,408,067	19,720,569	49	25
COREPOINTE INS CO	MI	203,888,978	78,530,859	6,058,327	43,279,314	25,039,700	23,765,800	49	47
COUNTRY CAS INS CO	IL	78,245,186	67,885,532	1,031,165	-	-	-	-	-
COUNTRY MUT INS CO	IL	4,255,547,843	1,964,213,283	177,503,606	2,055,108,557	1,446,354,317	593,858,066	70	29
COUNTRY PREF INS CO	IL	206,238,695	65,413,375	2,034,071	-	-	-	-	-
COURTESY INS CO	FL	735,449,537	341,622,283	33,220,858	121,702,860	63,056,465	18,971,390	58	17
CRESTBROOK INS CO	OH	106,019,481	95,066,837	3,537,113	-	-	-	-	-
CRUM & FORSTER IND CO	DE	45,475,291	14,808,440	489,126	13,488,063	8,755,160	4,553,495	68	35
CSAA FIRE & CAS INS CO	IN	79,227,352	39,595,582	1,922,401	15,407,050	10,891,107	5,409,033	73	36
CSAA GEN INS CO	IN	263,961,023	142,205,936	6,492,258	92,442,270	65,346,622	28,464,760	73	32
CSE SAFEGUARD INS CO	CA	93,044,360	39,556,906	1,567,650	48,328,123	30,250,326	17,263,563	64	37
CUMIS INS SOCIETY INC	IA	2,062,800,695	714,885,105	80,896,075	652,231,016	406,733,132	190,361,447	63	30
CYPRESS INS CO	CA	1,203,207,813	311,527,394	26,590,377	254,282,315	210,403,078	33,820,560	77	12
DAIRYLAND INS CO	WI	1,194,949,208	485,254,904	34,838,802	317,442,633	237,571,046	86,205,245	75	27
DAKOTA FIRE INS CO	ND	208,567,807	58,290,782	4,083,771	93,969,936	64,517,288	28,323,067	70	31
DAKOTA TRUCK UNDERWRITERS	SD	103,138,635	42,320,342	3,340,303	30,696,628	21,453,555	7,596,818	70	25
DANIELSON NATL INS CO	CA	9,516,845	5,586,465	102,954	436,992	500,873	217,697	92	40
DEALERS ASSUR CO	OH	86,349,464	54,391,624	6,062,249	12,019,036	724,687	4,698,015	6	37
DENTISTS BENEFITS INS CO	OR	18,573,494	11,951,558	93,062	4,543,863	2,923,373	1,812,603	65	40
DENTISTS INS CO	CA	327,497,198	181,877,948	9,959,880	58,188,427	40,424,029	15,000,695	71	27
DEPOSITORS INS CO	IA	282,630,457	36,775,312	496,457	-	-	-	-	-

**Summary of Financial Condition as of December 31, 2014**  
**Property and Casualty Insurers (continued)**

Company Name	State	Admitted Assets	Capital & Surplus	Net Income	Net Premiums Written	Net Losses & LAE	Other Expenses	Net Losses & LAE Ratio	Net Other Expense Ratio
DEVELOPERS SURETY & IND CO	IA	134,652,912	82,243,190	4,124,498	44,633,732	12,935,756	26,404,059	30	61
DIAMOND STATE INS CO	IN	123,613,652	60,243,698	(145,962)	15,101,303	11,182,644	6,029,237	75	40
DIRECT NATL INS CO	AR	17,704,043	6,750,485	253,278	11,021,185	6,846,270	3,951,922	64	37
DISCOVER PROP & CAS INS CO	CT	141,033,077	64,062,846	5,324,143	28,263,839	16,923,905	8,492,576	61	30
DOCTORS CO AN INTERINS EXCH	CA	3,559,777,673	1,821,868,983	31,270,616	644,037,543	516,688,550	148,922,813	78	23
DORINCO REINS CO	MI	1,565,932,150	534,811,427	75,021,198	171,664,951	126,744,158	30,666,431	71	17
EAGLE W INS CO	CA	120,116,729	48,420,459	2,376,416	64,271,490	41,243,647	21,652,916	65	34
EASTERN ATLANTIC INS CO	PA	65,555,892	32,355,098	(316,662)	20,586,890	13,943,073	6,895,629	76	37
EASTGUARD INS CO	PA	92,661,846	35,407,923	2,825,568	23,808,296	13,693,208	5,299,245	63	24
ECONOMY FIRE & CAS CO	IL	467,921,051	369,311,884	15,073,988	-	-	-	-	-
ECONOMY PREFERRED INS CO	IL	35,237,236	10,482,282	318,157	-	-	-	-	-
ECONOMY PREMIER ASSUR CO	IL	86,661,561	45,921,383	1,679,307	-	-	-	-	-
ELECTRIC INS CO	MA	1,467,197,215	537,554,831	25,367,533	301,957,165	297,797,857	71,531,080	82	20
EMCASCO INS CO	IA	436,624,689	124,659,228	9,114,656	195,168,330	133,997,444	58,824,832	70	31
EMPIRE FIRE & MARINE INS CO	NE	79,631,868	44,395,554	969,301	-	-	-	-	-
EMPLOYERS ASSUR CO	FL	617,828,914	201,643,520	5,494,184	68,762,363	46,153,045	18,972,810	67	28
EMPLOYERS COMPENSATION INS CO	CA	1,802,229,937	318,546,240	15,681,406	185,658,381	124,613,218	51,211,512	67	28
EMPLOYERS FIRE INS CO	PA	13,007,803	11,070,460	120,117	-	-	(402)	-	-
EMPLOYERS INS OF WAUSAU	WI	5,277,707,190	1,393,164,169	119,707,114	2,030,145,952	1,380,402,386	629,044,634	70	32
EMPLOYERS INS CO OF NV	NV	2,342,421,861	374,340,516	34,507,415	364,440,527	244,611,128	89,563,807	67	25
EMPLOYERS MUT CAS CO	IA	2,721,407,264	1,214,977,787	45,437,359	902,187,366	614,691,509	270,441,939	70	31
EMPLOYERS PREFERRED INS CO	FL	752,283,280	261,140,291	3,103,131	68,762,363	46,153,042	18,997,971	67	28
ENCOMPASS IND CO	IL	29,363,849	25,287,052	404,390	-	-	-	-	-
ENDURANCE AMER INS CO	DE	1,243,856,448	241,201,362	(4,931,600)	311,992,903	271,735,203	49,643,956	87	16
ENDURANCE REINS CORP OF AMER	DE	1,562,057,491	674,057,980	33,546,912	250,895,923	122,450,668	93,663,104	49	38
ENDURANCE RISK SOLUTIONS ASSUR CO	DE	242,731,312	60,824,215	(1,702,410)	117,733,171	102,541,586	18,733,569	87	16
ENUMCLAW PROP & CAS INS CO	WA	8,501,323	7,848,271	88,061	-	-	-	-	-
EQUITY INS CO	TX	71,344,317	30,747,519	989,940	44,847,351	35,999,961	13,215,593	82	30
ESSENT GUAR INC	PA	817,255,685	465,225,739	118,203,791	239,562,023	5,505,313	86,121,437	3	43
ESSENTIA INS CO	MO	55,119,774	30,178,517	178,671	-	-	255	-	-
ESURANCE INS CO OF NJ	WI	17,546,392	11,497,206	63,945	-	-	-	-	-
ESURANCE PROP & CAS INS CO	WI	113,191,891	26,444,106	346,584	-	-	-	-	-

**Summary of Financial Condition as of December 31, 2014**  
**Property and Casualty Insurers (continued)**

Company Name	State	Admitted Assets	Capital & Surplus	Net Income	Net Premiums Written	Net Losses & LAE	Other Expenses	Net Losses & LAE Ratio	Net Other Expense Ratio
EULER HERMES N AMER INS CO	MD	420,771,057	143,257,624	24,529,645	93,173,354	29,061,819	35,452,643	34	41
EVEREST NATL INS CO	DE	692,002,385	136,080,910	26,460,921	-	-	(25,729,899)	-	-
EVEREST REINS CO	DE	9,616,200,650	2,892,998,679	357,297,570	2,121,803,633	1,313,988,048	556,695,815	62	26
EVERGREEN NATL IND CO	OH	46,759,508	33,209,334	1,905,161	11,996,557	26,984	10,721,074	0	89
EVERSPAN FIN GUAR CORP	WI	220,627,463	217,985,189	4,332,961	(2,922)	-	496,302	-	346
EXCESS SHARE INS CORP	OH	50,687,707	20,846,006	188,753	1,434,646	60,000	1,478,341	4	103
EXECUTIVE RISK IND INC	DE	3,024,828,557	1,258,019,419	164,157,865	751,551,964	417,107,276	215,754,717	57	29
EXPLORER INS CO	CA	257,780,290	80,640,388	14,522,467	111,625,765	71,300,697	25,355,546	64	23
FACTORY MUT INS CO	RI	15,070,065,036	10,141,845,737	670,824,380	2,838,499,563	1,370,585,215	728,885,306	50	27
FAIR AMER INS & REINS CO	NY	256,920,013	243,056,948	4,626,621	3,672,416	2,398,763	1,653,113	64	44
FAIRMONT INS CO	CA	27,336,322	16,107,309	1,955,710	17	(1,663,238)	246,903	(9,783,753)	1,452,371
FAIRMONT PREMIER INS CO	CA	144,857,534	127,197,676	2,692,344	26	(2,558,828)	379,850	(9,841,646)	1,460,962
FAIRMONT SPECIALTY INS CO	CA	152,391,637	95,913,231	11,487,031	88	(8,572,074)	1,272,499	(9,740,993)	1,446,022
FALLS LAKE NATL INS CO	OH	264,331,258	49,555,413	630,911	9,572,518	4,957,890	3,093,600	56	35
FARM BUREAU MUT INS CO OF ID	ID	440,281,887	241,544,459	4,761,190	162,381,565	122,049,420	40,131,684	78	26
FARMERS ALLIANCE MUT INS CO	KS	288,872,058	147,328,499	8,466,273	129,479,747	84,108,652	40,534,380	66	32
FARMERS INS CO OF ID	ID	190,289,469	70,086,026	1,561,159	105,467,226	66,741,780	36,722,414	66	36
FARMERS INS EXCH	CA	15,591,306,853	4,181,455,944	2,472,316	7,277,238,577	4,625,402,547	2,533,848,003	66	36
FARMERS MUT HAIL INS CO OF IA	IA	676,326,120	309,527,927	(31,159,630)	390,216,355	353,796,237	80,985,450	91	21
FARMERS UNION MUT INS CO	MT	53,600,234	32,357,240	2,889,053	18,322,572	8,203,772	6,480,232	47	37
FARMINGTON CAS CO	CT	1,009,570,522	287,654,145	46,361,190	298,805,155	178,910,020	89,778,945	61	30
FARMLAND MUT INS CO	IA	521,114,166	167,550,822	1,985,140	180,273,099	125,434,304	59,645,822	71	34
FEDERAL INS CO	IN	32,484,336,984	14,828,382,683	1,855,276,860	7,113,452,837	3,953,006,766	2,112,024,067	57	30
FEDERATED MUT INS CO	MIN	4,783,738,220	2,657,097,279	187,551,983	1,183,915,727	722,105,659	314,681,346	63	28
FEDERATED RURAL ELECTRIC INS EXCH	KS	473,444,232	167,148,352	34,144,205	112,255,253	77,930,297	17,479,616	68	15
FEDERATED SERV INS CO	MIN	428,303,263	193,262,735	19,552,731	131,546,192	80,233,970	34,964,615	63	28
FIDELITY & DEPOSIT CO OF MD	MD	223,768,523	168,472,716	5,780,428	-	-	-	-	-
FIDELITY & GUAR INS CO	IA	24,363,611	19,101,346	440,745	-	-	-	-	-
FIDELITY & GUAR INS UNDERWRITERS INC	WI	165,821,338	100,855,739	5,974,357	20,188,457	12,088,498	6,066,115	61	30
FINANCIAL AMER PROP & CAS INS CO	TX	12,866,644	10,064,393	(529,501)	1,005,682	133,690	1,234,776	19	173
FINANCIAL CAS & SURETY INC	TX	22,809,868	12,987,330	1,331,798	16,125,113	947,763	13,122,904	6	81
FINANCIAL GUAR INS CO	NY	2,519,317,923	66,400,000	(109,274,578)	16,195,762	266,457,688	29,365,716	1,051	116

**Summary of Financial Condition as of December 31, 2014**  
**Property and Casualty Insurers (continued)**

Company Name	State	Admitted Assets	Capital & Surplus	Net Income	Net Premiums Written	Net Losses & LAE	Other Expenses	Net Losses & LAE Ratio	Net Other Expense Ratio
FINANCIAL IND CO	IL	77,731,031	25,482,505	1,456,494	-	-	-	-	-
FINANCIAL PACIFIC INS CO	CA	219,959,042	86,337,172	5,023,201	64,377,177	40,919,144	19,512,460	67	32
FIRE INS EXCH	CA	2,281,746,242	771,050,200	6,767,444	1,054,672,258	670,162,802	367,224,143	66	36
FIREMANS FUND INS CO	CA	9,434,599,317	2,134,175,196	62,926,656	2,460,503,394	2,244,946,480	855,566,779	90	34
FIREMENS INS CO OF WASHINGTON DC	DE	97,037,067	31,643,649	839,908	-	-	(344,430)	-	-
FIRST AMER PROP & CAS INS CO	CA	99,324,652	46,538,934	5,020,512	57,839,858	31,652,775	23,296,255	55	40
FIRST COLONIAL INS CO	FL	353,346,666	158,992,674	8,825,060	65,754,943	32,253,761	28,874,801	49	43
FIRST DAKOTA IND CO	SD	40,927,123	12,267,138	1,012,981	13,791,239	9,638,552	3,413,064	70	25
FIRST FIN INS CO	IL	540,166,067	406,426,926	5,026,249	27,448,335	16,041,376	11,485,711	56	40
FIRST LIBERTY INS CORP	IL	22,597,699	22,253,188	264,517	-	-	-	-	-
FIRST NATL INS CO OF AMER	NH	55,202,966	54,314,354	1,364,921	-	-	-	-	-
FIRST NONPROFIT INS CO	DE	139,391,154	36,103,754	(1,185,622)	-	-	4,375,156	-	-
FIRSTCOMP INS CO	NE	304,859,191	133,753,218	12,098,173	45,120,450	23,115,153	13,716,437	51	30
FLORISTS MUT INS CO	IL	147,341,093	34,049,875	(7,154,103)	53,764,487	48,664,235	18,697,003	88	34
FOREMOST INS CO GRAND RAPIDS MI	MI	2,093,267,221	1,060,054,889	27,120,871	-	(2,200,962)	-	-	-
FOREMOST PROP & CAS INS CO	MI	70,224,093	17,667,733	356,330	-	-	(178,090)	-	-
FOREMOST SIGNATURE INS CO	MI	93,542,059	19,787,055	150,708	-	-	(69,575)	-	-
FORTRESS INS CO	IL	135,776,730	61,131,681	1,893,527	24,708,390	18,570,564	7,224,800	75	29
FRANK WINSTON CRUM INS CO	FL	49,615,339	14,639,866	422,457	10,347,314	6,268,858	4,661,233	60	44
FRANKENMUTH MUT INS CO	MI	1,107,445,218	463,769,109	22,058,571	427,929,157	289,409,430	122,824,518	69	29
FREEDOM SPECIALTY INS CO	OH	36,632,357	12,344,238	275,163	-	-	-	-	-
FRONTLINE INS UNLIMITED CO	IL	25,978,869	25,260,566	87,569	700,908	-	226,539	-	145
GARRISON PROP & CAS INS CO	TX	1,492,585,851	600,100,830	43,352,245	1,047,976,720	818,163,307	129,867,374	81	13
GATEWAY INS CO	MO	50,898,344	12,893,718	1,675,534	22,284,253	12,215,697	5,776,399	62	29
GEICO ADVANTAGE INS CO	NE	779,746,266	446,555,839	(54,650,309)	192,637,234	189,547,199	77,080,349	103	42
GEICO CAS CO	MD	2,347,313,597	979,891,587	(44,060,668)	657,833,068	749,555,983	255,828,060	83	28
GEICO CHOICE INS CO	NE	411,422,013	229,438,255	(13,938,878)	134,478,109	116,299,510	31,703,266	91	25
GEICO GEN INS CO	MD	214,803,635	131,104,806	281,794	-	-	-	-	-
GEICO IND CO	MD	6,962,823,404	4,018,282,221	409,237,293	530,905,062	524,123,636	216,351,207	47	20
GEICO SECURE INS CO	NE	413,649,077	273,144,088	(1,921,798)	66,319,315	51,552,295	14,728,701	80	23
GEM STATE INS CO	ID	10,484,193	7,848,936	395,739	3,132,025	1,908,124	1,020,295	64	34
GENERAL CAS CO OF WI	WI	762,322,232	309,631,011	1,726,335	228,268,104	170,312,752	78,482,500	69	32

**Summary of Financial Condition as of December 31, 2014**  
**Property and Casualty Insurers (continued)**

Company Name	State	Admitted Assets	Capital & Surplus	Net Income	Net Premiums Written	Net Losses & LAE	Other Expenses	Net Losses & LAE Ratio	Net Other Expense Ratio
GENERAL FIDELITY INS CO	SC	431,046,771	358,636,194	14,806,434	(36,348)	(10,259,384)	2,726,195	28,225	(7,500)
GENERAL INS CO OF AMER	NH	110,892,523	105,061,131	(587,235)	-	-	-	-	-
GENERAL REINS CORP	DE	16,157,471,084	11,706,612,172	538,214,181	593,366,718	235,264,484	260,050,066	42	46
GENERAL SECURITY NATL INS CO	NY	302,649,348	103,855,344	6,077,382	76,221,455	41,776,177	24,978,408	60	36
GENERAL STAR NATL INS CO	DE	244,126,289	184,288,561	2,341,618	10,343,939	5,034,390	5,613,200	50	56
GENERALI US BRANCH	NY	62,869,986	27,382,461	1,309,131	31,693,776	22,742,828	7,243,205	72	23
GENESIS INS CO	CT	194,254,720	132,672,586	2,282,450	12,655,242	6,389,980	3,360,085	53	28
GENWORTH FINANCIAL ASSUR CORP	NC	7,374,648	7,164,112	614,129	-	(28,904)	161,272	(14,100)	78,669
GENWORTH MORTGAGE INS CORP	NC	2,696,361,496	1,359,885,452	174,042,724	537,590,306	288,239,977	141,965,234	59	29
GENWORTH MORTGAGE INS CORP OF NC	NC	349,191,233	153,276,418	17,297,051	55,128,249	38,317,349	214,693	71	0
GENWORTH RESIDENTIAL MORTGAGE INS CO	NC	219,958,849	85,942,081	5,078,494	35,051,356	31,720,193	8,241,904	88	23
GEOVERA INS CO	CA	88,249,361	29,283,071	8,872,203	26,490,855	6,533,981	7,919,949	24	29
GLOBAL REINS CORP OF AMER	NY	345,891,393	133,703,170	(10,466,611)	540,374	4,743,624	20,430,866	878	3,781
GOVERNMENT EMPLOYEES INS CO	MD	23,472,632,076	13,442,967,097	1,725,285,991	649,456,291	743,737,840	554,082,117	36	27
GRANGE INS ASSN	WA	266,513,377	139,500,072	382,074	139,265,634	104,050,627	38,807,637	76	28
GRANITE RE INC	OK	39,107,983	18,515,351	1,553,805	23,253,128	5,285,510	15,972,887	23	70
GRANITE STATE INS CO	IL	34,374,358	30,874,192	759,011	-	-	-	-	-
GRAY INS CO	LA	292,565,948	111,462,407	5,947,882	72,137,814	43,502,001	27,314,453	61	38
GREAT AMER ALLIANCE INS CO	OH	29,111,462	29,111,462	634,790	-	-	-	-	-
GREAT AMER ASSUR CO	OH	19,213,892	19,208,532	296,776	-	-	-	-	-
GREAT AMER INS CO	OH	5,811,739,783	1,413,566,000	221,481,164	2,256,944,819	1,272,486,356	735,782,005	59	34
GREAT AMER INS CO OF NY	NY	47,191,278	47,191,278	1,036,980	-	-	-	-	-
GREAT AMER SECURITY INS CO	OH	17,984,937	17,984,937	336,740	-	-	-	-	-
GREAT AMER SPIRIT INS CO	OH	20,110,696	20,083,221	496,697	-	-	-	-	-
GREAT DIVIDE INS CO	ND	197,304,770	66,909,180	1,940,172	-	-	(535,545)	-	-
GREAT MIDWEST INS CO	TX	191,783,805	102,957,747	5,822,434	71,200,760	42,352,193	21,590,782	59	30
GREAT NORTHERN INS CO	IN	1,641,723,366	476,969,091	80,266,618	375,776,024	208,552,983	107,876,882	57	29
GREAT NORTHWEST INS CO	MN	20,256,729	6,873,878	554,099	-	(214,056)	534,846	-	-
GREAT WEST CAS CO	NE	1,848,385,475	573,128,354	88,937,838	787,932,147	535,529,294	166,783,727	71	22
GREATER NY MUT INS CO	NY	905,380,855	430,833,429	15,626,534	213,112,593	137,784,521	66,947,334	68	33
GREENWICH INS CO	DE	1,073,077,237	397,339,095	35,313,168	152,010,329	92,648,020	54,095,447	62	36



**Summary of Financial Condition as of December 31, 2014**  
**Property and Casualty Insurers (continued)**

Company Name	State	Admitted Assets	Capital & Surplus	Net Income	Net Premiums Written	Net Losses & LAE	Other Expenses	Net Losses & LAE Ratio	Net Other Expense Ratio
GUARANTEE CO OF N AMER USA	MI	197,604,649	166,272,887	9,450,119	36,525,967	4,242,489	23,828,928	13	70
GUARANTEE INS CO	FL	420,590,301	47,457,035	(25,986,500)	114,374,992	87,365,994	35,104,486	83	33
GUIDEONE AMER INS CO	IA	13,270,515	10,438,527	182,856	-	-	-	-	-
GUIDEONE ELITE INS CO	IA	27,054,288	21,079,427	368,057	-	-	-	-	-
GUIDEONE MUT INS CO	IA	1,695,178,682	442,119,072	22,315,027	354,977,990	236,446,956	119,664,419	68	34
GUIDEONE SPECIALTY MUT INS CO	IA	392,516,963	95,827,684	4,120,044	88,744,498	59,111,739	30,290,884	68	35
HALLMARK INS CO	AZ	241,546,755	83,252,000	6,958,105	88,556,446	57,048,038	28,229,820	65	32
HAMILTON INS CO	DE	21,474,997	20,110,276	(2,109,282)	-	-	2,089,731	-	-
HANOVER AMER INS CO	NH	29,232,042	29,186,997	674,281	-	-	-	-	-
HANOVER INS CO	NH	6,482,091,183	2,052,415,280	225,009,423	2,905,834,810	1,786,524,285	1,041,729,112	63	37
HARCO NATL INS CO	IL	350,273,217	183,230,190	8,865,239	71,242,708	50,834,902	19,680,873	71	27
HARLEYSVILLE INS CO	PA	120,507,615	24,979,874	988,816	-	-	-	-	-
HARTFORD ACCIDENT & IND CO	CT	11,348,371,324	3,324,884,299	509,130,755	3,349,124,663	2,212,649,892	981,972,519	67	30
HARTFORD CAS INS CO	IN	2,233,840,835	913,340,714	95,855,985	563,480,749	372,272,083	165,214,099	67	30
HARTFORD FIRE IN CO	CT	25,520,152,924	13,797,446,381	1,068,212,194	4,251,718,371	2,808,962,082	1,246,615,462	67	30
HARTFORD INS CO OF THE MIDWEST	IN	581,457,372	452,932,670	21,202,756	51,225,525	33,842,916	15,019,464	67	30
HARTFORD STEAM BOIL INSPEC & INS CO	CT	1,406,584,248	641,060,945	127,830,216	771,762,935	219,846,656	436,782,173	29	58
HARTFORD STEAM BOIL INSPEC INS CO CT	CT	97,533,096	48,238,235	14,435,160	32,990,609	9,371,386	6,194,684	29	19
HARTFORD UNDERWRITERS INS CO	CT	1,581,752,380	620,317,683	69,340,720	409,804,183	270,743,333	120,155,707	67	30
HDI GERLING AMER INS CO	IL	300,519,822	131,092,210	11,864,504	6,632,422	4,427,759	(10,111,923)	73	(167)
HERITAGE CAS INS CO	KS	61,663,345	61,480,380	1,183,636	-	-	879,818	-	-
HERITAGE IND CO	CA	151,512,292	51,635,402	5,239,981	46,867,268	35,581,722	11,455,740	75	24
HIGHMARK CAS INS CO	PA	438,966,956	166,317,978	5,049,427	298,381,805	240,343,880	60,266,418	80	20
HISCOX INS CO INC	IL	149,432,027	55,021,013	(745,925)	37,489,364	20,562,480	11,987,379	64	37
HOLYOKE MUT INS CO IN SALEM	MA	223,168,083	95,278,343	7,032,112	102,755,428	72,317,716	29,692,903	70	29
HOMESITE INS CO	CT	125,389,674	84,213,300	13,696,412	(67,250,958)	-	(590,413)	-	-
HORACE MANN INS CO	IL	444,297,573	186,278,663	20,482,326	238,493,504	163,799,773	66,342,297	69	28
HORACE MANN PROP & CAS INS CO	IL	282,154,786	122,029,257	14,061,545	153,566,549	105,471,073	42,736,914	69	28
HOUSING AUTHORITY PROP A MUT CO	VT	164,675,070	116,087,515	4,666,605	38,350,527	23,801,360	13,149,591	64	35
HOUSING ENTERPRISE INS CO INC	VT	66,328,875	31,040,984	(1,587,048)	17,372,089	13,427,855	7,117,084	78	41
HUDSON INS CO	DE	1,042,651,623	440,175,150	9,646,967	166,581,783	124,313,569	39,466,203	81	26

**Summary of Financial Condition as of December 31, 2014**  
**Property and Casualty Insurers (continued)**

Company Name	State	Admitted Assets	Capital & Surplus	Net Income	Net Premiums Written	Net Losses & LAE	Other Expenses	Net Losses & LAE Ratio	Net Other Expense Ratio
IDAHO COUNTIES RISK MGMT PROGRAM	ID	68,508,587	27,757,152	1,557,326	23,306,788	13,579,921	5,763,719	68	29
IDAHO STATE INS FUND	ID	664,906,483	191,164,814	7,086,974	207,147,742	189,071,771	32,771,863	90	16
IDS PROP CAS INS CO	WI	1,414,322,994	559,944,249	(25,291,906)	1,000,940,608	912,878,044	159,445,976	96	17
ILLINOIS INS CO	IA	35,348,550	22,854,107	4,331,670	16,103,988	4,839,034	4,743,517	30	30
ILLINOIS NATL INS CO	IL	40,115,357	36,972,053	2,354,492	-	-	-	-	-
IMPERIUM INS CO	TX	420,748,331	173,744,795	7,989,032	144,152,551	108,979,811	43,584,332	75	30
INDEMNITY CO OF CA	CA	23,848,558	20,699,474	1,564,849	(3,384,511)	(1,326,839)	(309,214)	169	39
INDEMNITY INS CO OF NORTH AMER	PA	404,027,923	111,981,944	5,566,669	89,542,374	68,542,361	16,637,624	78	19
INDEPENDENCE AMER INS CO	DE	102,871,957	60,167,637	3,126,882	133,592,976	89,084,616	42,683,808	67	32
INDIANA LUMBERMENS MUT INS CO	IN	57,058,706	15,411,938	(1,561,885)	14,081,465	10,766,686	4,962,041	78	36
INFINITY INS CO	IN	1,991,454,434	674,644,431	68,017,323	1,334,712,593	993,251,302	326,285,286	76	25
INSURANCE CO OF N AMER	PA	869,901,272	225,232,084	12,749,106	223,855,940	171,355,905	41,594,061	78	19
INSURANCE CO OF THE STATE OF PA	PA	307,412,533	119,908,306	88,020,023	(370,432,833)	130,722,091	(68,451,746)	-	-
INSURANCE CO OF THE WEST	CA	1,613,230,364	658,209,560	68,137,780	621,383,412	396,907,662	141,145,873	64	23
INTEGON IND CORP	NC	49,547,317	32,879,174	17,875	-	-	414	-	-
INTEGON NATL INS CO	NC	1,740,969,055	332,405,167	11,396,692	928,659,898	520,261,968	243,370,564	74	35
INTERNATIONAL FIDELITY INS CO	NJ	210,141,849	83,907,112	3,619,917	107,556,338	22,933,677	83,925,571	21	79
INTREPID INS CO	MI	33,375,067	29,207,271	399,680	-	(8,481)	230,587	-	-
IRONSHORE IND INC	MIN	347,414,611	156,603,481	2,894,421	61,928,931	47,544,543	15,894,501	81	27
JEFFERSON INS CO	NY	66,911,983	45,431,578	6,641,095	75,517,793	23,812,940	40,388,185	32	55
JEWELERS MUT INS CO	WI	338,736,201	207,715,065	16,297,140	154,017,539	65,843,533	65,586,802	44	44
JOHN DEERE INS CO	IA	380,518,120	107,496,379	(16,949,240)	146,140,345	146,881,089	31,343,105	99	21
KEMPER FINANCIAL IND CO	IL	6,628,949	6,601,274	106,606	-	-	-	-	-
KEY RISK INS CO	NC	50,170,643	29,445,379	914,969	-	-	-	-	-
KNIGHTBROOK INS CO	DE	213,511,965	57,734,962	(14,549,815)	35,129,874	40,126,228	11,929,013	116	35
LANCER INS CO	IL	574,972,414	189,479,178	16,100,622	242,516,095	157,459,408	71,247,785	68	31
LANDCAR CAS CO	UT	35,934,951	17,574,678	2,248,213	9,930,703	2,537,258	823,487	42	14
LEXINGTON NATL INS CORP	MD	55,314,339	15,595,584	4,792,946	12,085,751	(248,464)	9,000,007	(2)	71
LEXON INS CO	TX	161,709,369	52,513,454	1,208,878	61,989,686	13,967,740	43,623,345	25	77
LIBERTY AMER SELECT INS CO	FL	8,219,366	7,974,961	850,659	-	(3,471)	37,392	-	-
LIBERTY INS CORP	IL	232,041,001	223,243,816	8,269,823	-	-	-	-	-
LIBERTY INS UNDERWRITERS INC	IL	174,395,985	122,899,403	3,096,381	-	-	-	-	-

**Summary of Financial Condition as of December 31, 2014**  
**Property and Casualty Insurers (continued)**

Company Name	State	Admitted Assets	Capital & Surplus	Net Income	Net Premiums Written	Net Losses & LAE	Other Expenses	Net Losses & LAE Ratio	Net Other Expense Ratio
LIBERTY MUT FIRE INS CO	WI	5,297,887,108	1,302,113,488	132,173,948	2,030,145,953	1,380,402,386	629,044,634	70	32
LIBERTY MUT INS CO	MA	42,655,158,668	16,569,299,988	888,422,040	12,688,412,195	8,627,514,914	3,966,835,277	70	32
LIBERTY NORTHWEST INS CORP	OR	68,788,330	60,629,514	(2,448,870)	-	-	-	-	-
LINCOLN GEN INS CO	PA	76,404,141	1,211,060	(304,704)	659,065	(1,998,427)	4,894,558	(255)	625
LM GEN INS CO	IL	10,329,490	10,243,266	653,859	-	(455,609)	-	-	-
LM INS CORP	IL	118,026,726	113,702,121	2,900,087	-	-	50,000	-	-
LM PROP & CAS INS CO	IN	71,848,032	36,175,659	353,562	59,695	498,905	16,399	836	27
LUMBERMENS UNDERWRITING ALLIANCE	MO	298,282,677	(22,502,751)	(101,959,002)	63,750,202	74,042,235	26,924,662	97	35
LYNDON PROP INS CO	MO	362,039,947	145,137,518	13,244,655	63,996,964	48,862,886	17,204,801	70	25
LYNDON SOUTHERN INS CO	DE	95,133,751	41,128,967	10,503,020	54,191,208	17,624,096	23,385,411	32	43
MAIDEN REINS N AMER INC	MO	1,216,115,996	289,223,844	16,614,057	438,702,156	307,226,735	128,380,496	69	29
MANUFACTURERS ALLIANCE INS CO	PA	180,125,548	61,817,003	(1,728,148)	49,830,172	45,246,859	10,187,949	91	21
MAPFRE INS CO	NJ	64,579,970	25,191,659	640,344	32,714,174	24,559,137	9,004,685	77	28
MARKEL AMER INS CO	VA	323,705,948	137,540,649	26,680,826	131,589,507	65,346,515	52,718,975	55	45
MARKEL INS CO	IL	1,386,875,058	407,216,316	5,553,075	503,634,478	323,220,090	193,718,203	65	39
MARYLAND CAS CO	MD	161,119,903	148,748,124	1,920,565	-	-	-	-	-
MASSACHUSETTS BAY INS CO	NH	62,749,834	62,726,911	1,580,655	-	-	-	-	-
MAXUM CAS INS CO	DE	53,385,985	17,071,117	635,232	12,714,077	9,086,007	4,184,227	73	33
MBIA INS CORP	NY	960,166,930	541,493,232	(35,172,207)	104,550,405	222,189,262	11,824,677	131	7
MEDICAL INS EXCH OF CA	CA	396,601,726	179,655,335	298,798	55,096,255	50,025,345	13,918,283	93	26
MEDICAL PROTECTIVE CO	IN	2,699,597,231	1,589,074,092	140,051,395	(680,001,929)	(658,979,231)	20,854,006	115	(4)
MEDICUS INS CO	TX	80,683,114	33,473,993	948,153	-	10,920,897	(11,186,455)	-	-
MEDMARC CAS INS CO	VT	250,991,787	172,611,454	14,095,682	20,370,978	10,003,772	10,475,494	52	54
MEMIC IND CO	NH	328,122,745	127,478,360	5,386,081	113,594,187	79,310,877	24,887,575	78	25
MENDOTA INS CO	MIN	124,409,178	37,012,286	(4,015,832)	118,018,783	85,425,728	39,087,611	75	34
MERASTAR INS CO	IL	26,473,979	9,510,957	522,014	-	-	-	-	-
MERCHANTS BONDING CO A MUT	IA	141,935,907	91,826,971	4,739,638	50,009,084	6,638,025	34,045,271	14	70
MERCHANTS NATL BONDING INC	IA	20,004,756	11,522,094	731,171	6,819,421	905,328	4,647,066	14	70
MERITPLAN INS CO	CA	41,527,413	37,857,660	197,141	(50,053)	(152,788)	(160,098)	305	320
METROPOLITAN CAS INS CO	RI	201,426,790	52,881,705	1,779,893	-	-	-	-	-
METROPOLITAN DRT PROP & CAS INS CO	RI	119,779,735	30,999,347	1,159,989	-	-	-	-	-

**Summary of Financial Condition as of December 31, 2014**  
**Property and Casualty Insurers (continued)**

Company Name	State	Admitted Assets	Capital & Surplus	Net Income	Net Premiums Written	Net Losses & LAE	Other Expenses	Net Losses & LAE Ratio	Net Other Expense Ratio
METROPOLITAN GEN INS CO	RI	47,962,187	36,083,223	1,139,768	-	-	-	-	-
METROPOLITAN GRP PROP & CAS INS CO	RI	611,683,651	378,308,471	25,703,072	-	-	(5,885)	-	-
METROPOLITAN PROP & CAS INS CO	RI	5,645,610,836	2,387,955,587	253,535,956	3,465,653,620	2,287,752,530	937,738,132	67	28
MGA INS CO INC	TX	249,734,898	110,583,061	11,411,536	201,566,486	135,556,435	52,385,896	69	27
MGIC ASSUR CORP GEN ACCOUNT	WI	10,548,675	10,257,141	104,040	55,990	30,183	132,263	53	234
MGIC IND CORP	WI	498,953,867	469,189,029	11,091,104	16,360,932	637,277	2,976,197	4	17
MIC GEN INS CORP	MI	36,402,079	19,799,785	49,774	-	-	510	-	-
MIC PROP & CAS INS CORP	MI	91,330,091	53,954,626	70,752	-	-	5,754	-	-
MICHIGAN MILLERS MUT INS CO	MI	174,239,617	42,386,244	(28,479,203)	105,672,557	94,016,144	47,612,529	89	45
MID CENTURY INS CO	CA	3,765,866,595	986,440,987	58,864,520	2,249,967,483	1,412,525,217	783,411,506	65	36
MID CONTINENT ASSUR CO	OH	31,370,337	20,693,166	763,620	4,572,975	2,598,334	1,628,319	58	36
MID CONTINENT CAS CO	OH	483,409,332	142,676,854	20,865,567	143,286,519	80,636,917	51,351,377	58	37
MIDDLESEX INS CO	WI	673,093,498	251,051,024	16,513,509	181,395,791	135,754,884	49,260,140	75	27
MIDVALE IND CO	IL	13,128,798	12,460,279	386,076	-	-	-	-	-
MIDWEST EMPLOYERS CAS CO	DE	124,041,549	99,342,334	5,385,182	-	-	(118,192)	-	-
MIDWEST FAMILY MUT INS CO	IA	178,963,841	50,134,301	7,007,034	100,697,935	66,526,461	24,147,484	69	25
MILBANK INS CO	IA	577,691,202	132,943,906	(4,555,178)	257,211,795	165,555,871	88,444,779	72	38
MILWAUKEE CAS INS CO	WI	49,728,138	17,712,573	3,225,714	7,475,803	4,311,640	(3,238,846)	72	(54)
MINNESOTA LAWYERS MUT INS CO	MN	161,096,547	76,837,410	2,866,623	31,027,680	25,558,884	7,682,366	84	25
MITSUMI SUMITOMO INS CO OF AMER	NY	900,647,369	332,292,178	20,294,202	191,907,829	130,847,657	53,784,687	71	29
MITSUMI SUMITOMO INS USA INC	NY	124,122,192	60,837,008	744,820	21,323,092	14,538,629	6,079,086	71	30
MMIC INS INC	MN	706,451,604	310,203,013	33,139,669	106,501,752	74,466,572	21,694,651	69	20
MODERN SERV INS CO	IL	28,308,563	27,668,117	473,714	-	-	-	-	-
MONTEREY INS CO	CA	82,307,893	33,026,083	1,435,184	44,186,649	28,355,007	14,886,380	65	34
MORTGAGE GUAR INS CORP	WI	4,162,463,705	1,517,678,331	(7,783,228)	758,065,427	433,127,392	113,793,679	59	16
MOSAIC INS CO	DE	17,539,765	16,648,187	(1,782,297)	-	-	1,852,390	-	-
MOTORISTS COMMERCIAL MUT INS CO	OH	342,864,353	146,233,647	8,314,169	136,942,334	84,580,142	49,046,862	64	37
MOTORS INS CORP	MI	2,458,717,875	1,059,915,275	84,382,498	475,477,243	370,089,911	169,237,216	72	33
MOUNTAIN STATES IND CO	NM	53,956,556	33,549,646	1,972,851	7,817,549	3,626,269	2,985,401	46	38
MOUNTAIN STATES MUT CAS CO	NM	156,485,529	87,570,047	1,082,720	33,969,436	23,549,654	13,919,846	70	41
MOUNTAIN VALLEY IND CO	NH	31,862,424	16,396,278	(1,030,140)	12,866,727	8,965,560	5,204,252	73	42

**Summary of Financial Condition as of December 31, 2014**  
**Property and Casualty Insurers (continued)**

Company Name	State	Admitted Assets	Capital & Surplus	Net Income	Net Premiums Written	Net Losses & LAE	Other Expenses	Net Losses & LAE Ratio	Net Other Expense Ratio
MUNICH REINS AMER INC	DE	16,484,839,741	5,254,806,082	781,682,420	3,247,671,870	1,898,526,848	1,032,711,182	57	31
MUNICIPAL ASSUR COR	NY	1,519,753,850	611,534,491	74,761,531	(5,001,256)	-	19,037,012	-	26
MUTUAL OF ENUNICLAW INS CO	WA	666,731,799	302,923,437	11,263,408	350,158,591	231,136,426	113,551,678	68	33
NATIONAL AMER INS CO	OK	184,685,403	63,312,529	4,533,549	71,260,571	46,706,059	26,211,591	62	35
NATIONAL AMER INS CO OF CA	CA	39,164,287	15,989,806	(617,041)	436,989	1,018,401	1,760,147	187	324
NATIONAL CAS CO	WI	285,389,372	130,140,990	3,044,427	-	-	-	-	-
NATIONAL CONTINENTAL INS CO	NY	162,570,317	47,794,492	9,456,214	16,912,073	15,782,315	13,835,147	83	73
NATIONAL FARMERS UNION PROP & CAS	WI	156,174,044	40,412,561	(524,429)	63,213,531	45,927,035	21,163,798	69	32
NATIONAL FIRE INS CO OF HARTFORD	IL	121,108,518	121,015,829	4,523,939	-	-	-	-	-
NATIONAL GEN ASSUR CO	MO	39,297,682	17,490,126	195,440	-	-	1,633	-	-
NATIONAL GEN INS CO	MO	58,391,769	27,922,665	526,535	-	-	1,606	-	-
NATIONAL GENERAL INS ONLINE INC	MO	31,280,768	10,877,595	(52,866)	-	-	6,649	-	-
NATIONAL IND CO	NE	166,985,400,908	93,997,651,864	12,007,495,778	26,655,014,573	18,787,282,822	3,501,950,418	79	15
NATIONAL INS ASSN	IN	13,362,344	13,360,439	155,415	-	-	-	-	-
NATIONAL INS CO OF WI INS	WI	43,508,755	19,677,858	1,880,051	10,448,556	5,424,021	3,754,241	52	36
NATIONAL INTERSTATE INS CO	OH	1,117,627,560	284,679,704	5,355,242	291,200,230	223,937,013	76,316,685	79	27
NATIONAL LIAB & FIRE INS CO	CT	2,229,863,351	967,385,084	(926,456)	631,762,808	372,847,082	181,967,887	74	36
NATIONAL MORTGAGE INS CORP	WI	261,907,635	223,118,298	(47,191,257)	31,254,422	76,330	56,014,214	1	451
NATIONAL PUBLIC FINANCE GUAR CORP	NY	5,142,361,691	2,190,409,988	238,138,205	13,535,839	88,206,430	49,861,708	28	16
NATIONAL SPECIALTY INS CO	TX	71,118,825	43,257,781	1,147,338	23,183,977	8,820,590	11,229,405	43	54
NATIONAL SURETY CORP	IL	161,037,183	129,008,319	2,862,907	-	-	76,822	-	-
NATIONAL UNION FIRE INS CO OF PITTS	PA	26,135,779,925	6,680,772,350	571,990,276	5,616,605,379	4,411,151,026	1,465,993,852	80	27
NATIONWIDE AFFINITY CO OF AMER	OH	391,357,349	13,014,968	299,230	-	-	-	-	-
NATIONWIDE AGRIBUSINESS INS CO	IA	529,070,519	68,807,462	2,549,409	-	-	-	-	-
NATIONWIDE ASSUR CO	WI	153,701,631	60,393,891	437,512	-	-	-	-	-
NATIONWIDE GEN INS CO	OH	242,488,378	22,418,686	438,685	-	-	-	-	-
NATIONWIDE INS CO OF AMER	WI	493,399,329	152,767,545	2,688,374	-	-	-	-	-
NATIONWIDE MUT FIRE INS CO	OH	5,733,324,440	2,559,106,850	64,055,859	2,163,277,134	1,505,211,504	715,748,060	71	34
NATIONWIDE MUT INS CO	OH	34,711,194,770	12,137,989,021	718,374,917	14,962,666,845	10,411,046,168	4,950,589,070	71	34
NATIONWIDE PROP & CAS INS CO	OH	630,839,189	53,777,322	(2,389,262)	-	-	-	-	-
NAU COUNTRY INS CO	MN	1,321,064,169	244,676,361	552,216	415,403,057	290,871,219	134,037,387	69	32

**Summary of Financial Condition as of December 31, 2014**  
**Property and Casualty Insurers (continued)**

Company Name	State	Admitted Assets	Capital & Surplus	Net Income	Net Premiums Written	Net Losses & LAE	Other Expenses	Net Losses & LAE Ratio	Net Other Expense Ratio
NAVIGATORS INS CO	NY	2,454,029,605	893,945,967	72,410,688	752,773,125	434,395,526	232,475,241	62	33
NCMIC INS CO	IA	654,904,780	252,060,708	21,092,890	147,133,909	62,916,700	41,282,925	50	33
NETHERLANDS INS CO THE	NH	91,795,527	84,975,692	1,849,974	-	-	-	-	-
NEVADA GEN INS CO	NV	21,162,870	13,840,635	(523,429)	12,023,302	7,768,941	6,172,050	63	50
NEW ENGLAND INS CO	CT	37,657,885	34,277,792	2,023,081	262	82,500	2,979	31,479	1,137
NEW ENGLAND REINS CORP	CT	38,306,676	34,914,598	1,479,540	262	82,500	2,979	31,478	1,137
NEW HAMPSHIRE INS CO	IL	314,086,472	166,114,309	225,065,595	(370,432,833)	130,722,091	(68,445,724)	-	-
NEW YORK MARINE & GEN INS CO	NY	1,062,939,183	352,641,752	12,606,190	347,135,970	184,794,253	126,070,750	58	39
NGM INS CO	FL	2,314,400,775	968,221,743	30,307,062	968,562,876	693,528,220	320,267,167	71	33
NORGUARD INS CO	PA	482,712,339	162,390,412	12,082,286	121,264,560	69,205,967	27,163,590	63	25
NORTH AMER ELITE INS CO	NH	141,450,009	35,718,217	1,323,628	74	345,891	(6,013,181)	469,005	(8,153,466)
NORTH AMER SPECIALTY INS CO	NH	547,290,661	384,220,673	6,402,251	14,153,276	4,449,723	827,943	34	6
NORTH PACIFIC INS CO	OR	13,160,366	7,717,958	51,586	-	-	-	-	-
NORTH POINTE INS CO	PA	89,259,264	25,634,046	2,693,863	26,155,428	19,136,263	8,818,249	69	32
NORTH RIVER INS CO	NJ	945,822,334	264,754,479	4,379,072	296,737,337	192,613,516	100,176,895	68	35
NORTHERN INS CO OF NY	NY	36,932,515	30,359,801	862,722	-	-	-	-	-
NORTHLAND CAS CO	CT	110,471,579	35,409,151	4,203,776	28,263,839	16,923,905	8,492,576	61	30
NORTHLAND INS CO	CT	1,166,235,049	538,940,363	60,560,170	246,299,168	147,479,880	74,006,966	61	30
NORTHWEST DENTISTS INS CO	WA	22,124,817	10,772,682	1,181,507	6,355,801	2,828,433	2,180,370	46	36
NOVA CAS CO	NY	99,107,769	91,744,724	3,958,676	-	-	-	-	-
NUTMEG INS CO	CT	448,063,414	280,197,422	11,752,338	71,715,730	47,380,084	21,027,249	67	30
OAK RIVER INS CO	NE	571,063,370	191,906,816	15,987,957	107,971,336	74,989,831	25,843,611	67	23
OAKWOOD INS CO	TN	71,215,274	29,032,580	(1,113,747)	-	-	1,159,596	-	10,712
OBI NATL INS CO	PA	13,060,195	13,034,409	90,255	-	-	-	-	-
OCCIDENTAL FIRE & CAS CO OF NC	NC	517,974,786	162,860,610	(1,385,886)	154,964,848	98,993,101	48,252,456	71	35
ODYSSEY REINS CO	CT	7,577,353,738	3,248,664,424	191,665,783	1,799,816,298	924,115,465	576,740,357	52	32
OHC INS CO	OH	102,399,353	48,581,221	4,651,789	3,009,000	(1,714,461)	1,892,415	(57)	63
OHIO CAS INS CO	NH	5,408,162,296	1,529,783,050	133,662,477	2,030,145,953	1,380,402,386	629,044,634	70	32
OHIO IND CO	OH	149,730,431	45,270,033	8,268,432	60,127,214	19,760,858	26,574,357	36	48
OHIO SECURITY INS CO	NH	16,035,806	15,181,797	149,467	-	-	-	-	-
OLD REPUBLIC GEN INS CORP	IL	1,925,685,166	494,087,835	62,750,956	303,103,727	266,813,630	18,209,751	89	6
OLD REPUBLIC INS CO	PA	2,609,357,023	1,035,783,067	105,556,788	400,366,512	246,151,762	127,997,384	62	32

**Summary of Financial Condition as of December 31, 2014**  
**Property and Casualty Insurers (continued)**

Company Name	State	Admitted Assets	Capital & Surplus	Net Income	Net Premiums Written	Net Losses & LAE	Other Expenses	Net Losses & LAE Ratio	Net Other Expense Ratio
OLD REPUBLIC SECURITY ASSUR CO	AZ	6,654,332	6,575,543	(11,147)	-	-	126,890	-	-
OLD REPUBLIC SURETY CO	WI	112,764,176	56,064,743	7,480,196	44,058,948	3,731,191	32,283,790	9	76
OLD UNITED CAS CO	KS	656,647,557	335,373,206	39,023,852	126,546,170	40,793,570	33,573,836	43	36
ONEBEACON AMER INS CO	PA	25,860,274	23,266,079	542,780	-	-	(468)	-	-
OREGON AUTOMOBILE INS CO	OR	7,746,661	7,732,150	57,376	-	-	-	-	-
OREGON MUT INS CO	OR	245,706,476	92,113,681	3,390,321	140,362,121	97,900,729	48,975,411	69	35
OWNERS INS CO	OH	3,721,925,886	1,395,497,113	96,175,538	1,690,138,747	1,128,477,355	490,235,271	68	30
PACIFIC COMPENSATION INS CO	CA	249,535,110	92,545,820	(7,121,274)	69,483,266	52,437,106	31,902,568	78	47
PACIFIC EMPLOYERS INS CO	PA	3,390,509,399	1,170,179,513	48,412,763	796,927,150	610,027,003	148,074,855	78	19
PACIFIC IND CO	WI	6,822,352,880	2,922,213,560	421,582,892	1,624,481,899	897,690,481	460,022,148	56	29
PACIFIC PIONEER INS CO	CA	24,340,450	7,194,474	(5,113,406)	6,855,760	9,831,260	2,979,208	142	43
PACIFIC SPECIALTY INS CO	CA	304,598,069	133,812,973	13,873,065	179,623,492	108,530,119	75,177,316	60	42
PACIFIC STAR INS CO	WI	9,262,110	6,562,856	16,487	1,946,935	1,544,734	529,229	77	26
PACO ASSUR CO INC	IL	73,451,732	35,685,120	2,091,789	10,581,729	7,466,192	2,875,571	67	26
PARTNERRE AMER INS CO	DE	298,448,429	133,590,562	8,223,643	25,700,222	19,373,123	(2,016,501)	75	(8)
PARTNERRE INS CO OF NY	NY	141,186,717	116,416,890	588,422	12,406	(347,073)	(137,767)	(2,798)	(1,110)
PEACHTREE CAS INS CO	FL	34,951,274	8,997,848	(5,126,040)	23,106,101	16,037,672	10,416,182	76	49
PEAK PROP & CAS INS CORP	WI	47,510,842	39,615,280	729,972	-	-	-	-	-
PEERLESS IND INS CO	IL	190,231,127	180,228,923	5,051,898	-	-	-	-	-
PEERLESS INS CO	NH	12,800,884,898	3,058,916,909	247,178,842	5,075,364,880	3,451,005,967	1,572,611,588	70	32
PEMCO MUT INS CO	WA	687,415,605	254,509,485	24,046,831	370,119,884	277,503,283	109,849,849	77	31
PENN AMER INS CO	PA	190,598,961	84,418,357	(20,934)	25,168,834	18,637,735	10,048,728	75	40
PENN MILLERS INS CO	PA	147,446,402	83,312,546	2,588,180	316,300	5,469,336	(5,288,362)	-	-
PENNSYLVANIA LUMBERMENS MUT INS	PA	445,050,850	111,457,568	(2,014,800)	140,814,634	107,668,215	49,547,242	78	36
PENNSYLVANIA MANUFACTURERS ASSOC INS	PA	834,044,074	266,069,111	(2,122,744)	149,490,518	135,740,566	30,563,841	91	21
PENNSYLVANIA MANUFACTURERS IND CO	PA	191,170,186	72,199,288	(1,242,442)	49,830,172	45,246,859	10,187,953	91	21
PENNSYLVANIA NATL MUT CAS INS CO	PA	1,192,559,503	558,827,641	23,811,221	326,486,696	207,401,626	108,753,281	65	34
PERMANENT GEN ASSUR CORP	OH	260,114,914	89,838,057	(517,042)	206,094,870	124,570,721	82,637,939	67	45
PETROLEUM GAS CO	TX	30,775,360	22,551,327	908,133	3,059,763	1,669,163	1,612,320	54	52
PHARMACISTS MUT INS CO	IA	258,815,995	97,763,191	6,761,825	88,739,126	53,050,686	28,015,162	62	33
PHILADELPHIA IND INS CO	PA	7,182,216,895	2,337,375,541	306,111,012	2,553,265,143	1,512,260,341	733,365,792	62	30

**Summary of Financial Condition as of December 31, 2014**  
**Property and Casualty Insurers (continued)**

Company Name	State	Admitted Assets	Capital & Surplus	Net Income	Net Premiums Written	Net Losses & LAE	Other Expenses	Net Losses & LAE Ratio	Net Other Expense Ratio
PHOENIX INS CO	CT	4,196,159,024	1,739,387,453	207,814,870	1,009,422,821	604,425,801	303,307,336	61	30
PHYSICIANS INS A MUT CO	WA	468,330,556	222,554,515	11,553,916	76,701,101	61,689,384	12,732,714	82	17
PIONEER SPECIALTY INS CO	MN	55,082,256	23,667,660	1,734,895	22,797,367	14,199,921	5,997,800	66	28
PLANS LIAB INS CO	OH	80,090,202	37,590,683	(2,562,259)	2,495,492	5,066,902	2,899,971	190	109
PLATTE RIVER INS CO	NE	124,541,152	41,539,723	258,283	28,863,674	15,466,510	14,741,146	56	53
PLAZA INS CO	IA	64,793,434	26,272,502	405,353	-	-	-	-	-
PMI INS CO	AZ	96,605,367	65,384,458	141,376	8,131,671	5,439,328	1,728,785	93	29
PMI MORTGAGE INS CO	AZ	1,315,351,236	(1,446,998,346)	72,139,453	122,124,030	326,053,349	(83,964,058)	232	(60)
PODIATRY INS CO OF AMER	IL	318,805,653	128,722,866	13,263,104	48,520,482	42,231,946	12,444,905	68	20
PRAETORIAN INS CO	PA	996,841,152	264,929,564	(7,093,775)	415,513,071	283,216,711	130,510,087	69	32
PREFERRED PROFESSIONAL INS CO	NE	311,384,981	150,691,145	17,478,784	42,303,139	23,886,504	8,103,094	54	18
PRESERVER INS CO	NJ	140,075,777	10,077,157	3,049,075	(12,307,595)	8,426,733	6,182,303	109	80
PREVISOR INS CO	CO	5,580,745	5,430,136	(98,511)	-	-	547,400	-	-
PROASSURANCE IND CO INC	AL	1,539,315,245	667,250,282	120,340,335	213,569,765	101,554,370	50,515,436	44	22
PRODUCERS AGRICULTURE INS CO	TX	302,171,503	55,983,540	6,331,509	55,944	17,893,501	(26,626,057)	31,985	(47,594)
PROFESSIONALS ADVOCATE INS CO	MID	129,545,087	100,789,393	6,555,046	5,324,665	621,330	(1,110,595)	11	(19)
PROFESSIONALS DIRECT INS CO	MI	22,417,903	22,344,322	490,101	-	-	-	-	-
PROGRESSIVE ADVANCED INS CO	OH	355,261,366	147,175,748	10,980,870	256,341,620	185,988,621	51,301,437	74	21
PROGRESSIVE CAS INS CO	OH	6,061,656,758	1,611,377,780	527,996,190	4,891,669,560	3,493,142,603	1,008,687,887	72	21
PROGRESSIVE CLASSIC INS CO	WI	334,832,098	98,009,507	19,798,207	299,489,973	213,865,874	61,756,401	72	21
PROGRESSIVE DIRECT INS CO	OH	5,180,160,669	1,571,450,964	253,567,855	4,966,618,887	3,603,529,532	993,965,342	74	21
PROGRESSIVE MAX INS CO	OH	384,311,350	122,892,305	17,829,898	384,512,430	278,982,930	76,952,156	74	21
PROGRESSIVE NORTHERN INS CO	WI	1,349,241,463	385,794,945	90,651,852	1,197,959,894	855,463,494	247,025,605	72	21
PROGRESSIVE NORTHWESTERN INS CO	OH	1,313,532,981	387,592,923	92,882,517	1,197,959,893	855,463,494	247,025,605	72	21
PROGRESSIVE PREFERRED INS CO	OH	677,110,908	195,876,433	49,617,762	598,979,946	427,731,747	123,512,802	72	21
PROGRESSIVE PREMIER INS CO OF IL	OH	198,322,548	51,102,793	5,760,261	128,170,810	92,994,310	25,650,719	74	21
PROGRESSIVE SPECIALTY INS CO	OH	880,174,181	314,145,078	56,931,286	698,809,937	499,020,372	144,098,270	72	21
PROGRESSIVE WEST INS CO	OH	140,977,032	34,605,878	1,907,074	30,387,886	24,513,461	6,700,111	80	22
PROPERTY & CAS INS CO OF HARTFORD	IN	229,682,005	107,958,125	13,762,804	51,225,525	33,842,916	15,019,464	67	30
PROSELECT INS CO	MA	95,484,266	25,583,009	447,646	-	-	-	-	-
PROSELECT NATL INS CO INC	AZ	13,645,094	12,859,878	182,752	-	-	64,420	-	-



# Summary of Financial Condition as of December 31, 2014

## Property and Casualty Insurers (continued)

Company Name	State	Admitted Assets	Capital & Surplus	Net Income	Net Premiums Written	Net Losses & LAE	Other Expenses	Net Losses & LAE Ratio	Net Other Expense Ratio
PROTECTIVE INS CO	IN	791,785,634	397,390,737	29,693,689	235,453,724	132,663,963	75,664,765	57	32
PROVIDENCE WASHINGTON INS CO	RI	138,812,539	36,208,150	6,315,160	110,606	(3,327,945)	3,353,076	(3,009)	3,032
PUBLIC SERV INS CO	IL	505,738,039	112,044,115	(21,222,402)	140,830,658	151,420,007	47,343,452	99	31
PXRE REINS CO	CT	25,839,653	17,091,465	(446,858)	(60,501)	216,743	156,155	(358)	(258)
QBE INS CORP	PA	2,113,301,678	681,244,584	4,179,291	742,125,302	507,111,002	233,683,603	69	32
QBE REINS CORP	PA	1,176,116,556	826,835,687	4,955,226	168,303,365	128,212,970	59,082,269	69	32
QUALITAS INS CO	CA	16,691,872	14,943,422	(1,233,056)	1,261,963	171,879	1,495,336	66	573
QUANTA IND CO	CO	53,387,348	18,990,374	(2,230,930)	(5,716)	(817,336)	5,740,042	(1,747)	12,272
RADIAN ASSET ASSUR INC	NY	1,349,699,345	1,138,942,485	12,589,217	16,131,289	768,368	36,511,625	2	77
RADIAN GUAR INC	PA	3,643,318,258	1,325,184,261	273,744,310	797,458,700	242,024,749	234,140,865	33	32
RADIAN MORTGAGE ASSUR INC	PA	17,507,206	17,470,787	(507,489)	-	-	551,110	-	-
RAMPART INS CO	NY	34,069,609	10,984,406	(405,403)	13,510	535,351	447,680	3,963	3,314
RED SHIELD INS CO	WA	37,423,098	20,904,615	410,178	12,004,280	5,015,159	6,575,623	43	57
REDWOOD FIRE & CAS INS CO	NE	1,257,675,369	533,348,422	5,141,182	376,977,097	238,257,357	93,104,676	73	28
REGENT INS CO	WI	114,150,324	30,505,787	(268,556)	47,437,650	32,531,650	14,991,024	69	32
REPUBLIC IND CO OF AMER	CA	2,229,469,356	503,628,782	6,679,021	665,886,510	441,745,179	163,778,660	67	25
REPUBLIC IND CO OF CA	CA	36,931,713	34,564,989	1,421,845	1,024,640	1,007,366	478,845	59	28
REPUBLIC MORTGAGE INS CO	NC	803,216,099	32,468,769	109,757,988	182,422,143	91,763,543	15,431,785	49	8
REPUBLIC MORTGAGE INS CO OF FL	FL	26,394,552	8,002,972	1,584,321	3,153,224	1,583,126	513,863	49	16
REPUBLIC MORTGAGE INS OF NC	NC	216,138,476	14,634,897	17,700,068	34,341,366	18,944,077	4,802,504	53	13
REPWEST INS CO	AZ	306,370,490	155,835,428	21,287,328	35,764,008	7,250,888	24,364,415	20	68
RESPONSE INS CO	IL	26,888,433	23,416,964	154,144	-	-	-	-	-
RESPONSE WORLDWIDE INS CO	IL	10,615,410	10,556,850	215,798	-	-	-	-	-
RIVERPORT INS CO	IA	111,994,407	38,455,493	928,432	-	-	(92,888)	-	-
RLI IND CO	IL	44,159,474	43,697,166	794,581	156,973	(13,645)	293,923	(6)	137
RLI INS CO	IL	1,706,981,908	849,296,846	238,448,321	437,587,751	214,273,074	178,536,582	51	42
ROCHE SURETY & CAS CO INC	FL	22,210,775	8,480,932	423,911	2,992,893	-	2,367,729	-	79
ROCKWOOD CAS INS CO	PA	237,323,761	79,831,866	13,302,204	47,966,898	21,394,443	16,617,173	44	34
ROCKY MOUNTAIN FIRE & CAS CO	WA	23,582,044	19,541,273	413,265	2,968,161	2,718,254	776,643	84	24
RSUI IND CO	NH	3,286,793,888	1,466,138,444	197,525,382	764,336,059	396,799,400	206,580,940	52	27
RURAL COMM INS CO	MN	3,758,240,333	618,486,236	21,090,728	380,128,908	369,871,979	14,425,450	91	4
RVI AMER INS CO	CT	100,004,916	70,547,199	2,532,255	4,499,798	136,672	2,814,528	3	61

**Summary of Financial Condition as of December 31, 2014**  
**Property and Casualty Insurers (continued)**

Company Name	State	Admitted Assets	Capital & Surplus	Net Income	Net Premiums Written	Net Losses & LAE	Other Expenses	Net Losses & LAE Ratio	Net Other Expense Ratio
SAFECO INS CO OF AMER	NH	4,233,251,417	1,278,917,136	106,792,532	1,522,609,465	1,035,301,792	471,783,484	70	32
SAFECO INS CO OF IL	IL	185,380,505	178,012,459	785,182	-	-	-	-	-
SAFECO INS CO OF IN	IN	14,823,015	14,797,046	182,452	-	-	-	-	-
SAFECO NATL INS CO	NH	16,492,945	14,354,412	669,869	-	-	-	-	-
SAFETY FIRST INS CO	IL	18,167,064	14,644,014	415,231	1,391,462	512,694	1,106,708	35	76
SAFETY NATL CAS CORP	MO	4,985,126,645	1,367,629,465	110,161,656	671,231,846	582,093,955	161,441,716	88	24
SAFWAY INS CO	IL	446,113,529	298,804,035	7,305,250	167,506,169	125,676,274	42,916,567	76	26
SAGAMORE INS CO	IN	156,080,634	124,660,812	(92,772)	23,185,240	16,466,760	8,382,492	74	38
SAMSUNG FIRE & MARINE INS CO LTD	NY	213,638,597	55,216,703	(5,918,146)	80,144,884	57,243,485	27,897,445	75	36
SAN FRANCISCO REINS CO	CA	98,434,952	74,476,724	1,841,397	-	823,995	(5,718)	-	-
SCOR REINS CO	NY	2,269,577,653	704,262,194	75,090,469	798,223,496	411,645,687	293,525,682	55	39
SCOTTSDALE IND CO	OH	72,124,114	37,232,139	210,276	-	-	-	-	-
SEABRIGHT INS CO	IL	463,113,807	104,832,716	4,077,533	2,382,244	11,663,712	11,707,709	448	449
SEATON INS CO	RI	62,529,710	19,164,440	9,195,241	26,446	(33,733,291)	572,523	(127,556)	2,165
SEAWORTHY INS CO	MD	90,665,281	53,495,972	(285,244)	17,927,869	17,967,348	6,841,846	83	32
SECURA INS A MUT CO	WI	940,358,583	332,915,953	37,909,618	424,374,481	255,063,386	126,974,932	63	31
SECURA SUPREME INS CO	WI	115,591,975	51,328,258	3,507,643	47,152,712	28,340,386	14,312,885	63	32
SECURIAN CAS CO	MN	193,267,327	102,592,514	10,790,399	150,050,161	66,426,575	60,461,925	48	44
SECURITY NATL INS CO	DE	701,461,675	123,572,690	30,666,080	63,321,392	39,409,525	(21,012,936)	69	(37)
SELECT INS CO	TX	73,783,192	73,553,938	2,283,558	-	-	-	-	-
SELECT MARKETS INS CO	IL	15,511,324	15,493,106	212,686	-	-	-	-	-
SELECTIVE INS CO OF NY	NY	379,721,006	82,662,402	10,340,024	131,969,630	80,866,189	44,484,537	62	34
SENECA INS CO INC	NY	193,914,742	134,146,796	171,406	-	-	-	-	-
SENTINEL INS CO LTD	CT	224,787,336	152,804,436	18,261,301	30,735,316	20,305,750	9,011,678	67	30
SENTRUITY CAS CO	TX	140,073,624	43,125,849	2,444,596	6,016,190	4,565,931	926,767	45	9
SENTRY CAS CO	WI	261,478,106	71,447,536	5,406,578	45,348,948	33,938,720	12,315,035	75	27
SENTRY INS A MUT CO	WI	6,981,318,965	4,164,416,078	272,459,001	997,676,848	746,651,858	270,930,771	75	27
SENTRY SELECT INS CO	WI	658,607,814	235,126,882	18,974,197	181,395,791	135,754,884	49,260,140	75	27
SEQUOIA IND CO	NV	22,725,789	9,799,019	35,429	409,946	201,925	231,956	62	71
SEQUOIA INS CO	CA	247,762,569	79,474,099	9,535,183	4,268,297	4,251,049	7,107,777	72	120
SERVICE INS CO	FL	50,049,280	34,672,796	6,867,702	14,902,951	3,677,477	3,771,236	25	26
SIRIUS AMER INS CO	NY	1,550,473,635	620,587,727	56,084,144	267,206,995	120,090,212	104,736,703	45	39

**Summary of Financial Condition as of December 31, 2014**  
**Property and Casualty Insurers (continued)**

Company Name	State	Admitted Assets	Capital & Surplus	Net Income	Net Premiums Written	Net Losses & LAE	Other Expenses	Net Losses & LAE Ratio	Net Other Expense Ratio
SOMPO JAPAN INS CO OF AMER	NY	1,238,485,340	598,276,337	8,759,612	191,383,524	123,006,958	83,112,615	63	42
SOUTHERN INS CO	TX	44,666,846	30,659,918	1,778,484	798,766	869,692	205,936	75	18
SOUTHWEST MARINE & GEN INS CO	AZ	126,809,799	57,452,275	1,348,553	31,800,721	16,549,735	8,035,877	60	29
SPARTA INS CO	CT	377,113,669	125,641,485	(40,759,257)	12,675,520	99,838,010	19,571,467	134	26
SPRINGFIELD INS CO INC	CA	89,321,710	17,174,378	(9,721,275)	21,258,909	30,017,674	6,050,523	128	26
ST PAUL FIRE & MARINE INS CO	CT	18,917,210,617	5,994,070,231	933,677,528	5,123,353,043	3,062,730,071	1,553,207,380	60	31
ST PAUL GUARDIAN INS CO	CT	76,477,907	26,126,263	3,194,449	20,188,457	12,088,498	6,066,115	61	30
ST PAUL MERCURY INS CO	CT	345,048,268	130,248,926	14,577,119	80,753,826	48,354,047	24,264,562	61	30
ST PAUL PROTECTIVE INS CO	CT	507,768,007	226,222,759	20,412,138	117,093,047	70,113,377	35,183,622	61	30
STANDARD FIRE INS CO	CT	3,627,132,137	1,215,172,062	228,155,481	977,171,291	585,084,157	293,601,472	61	30
STANDARD GUAR INS CO	DE	490,774,011	160,732,563	21,485,131	278,424,262	154,942,042	90,272,311	60	35
STAR INS CO	MI	963,829,942	324,284,608	14,691,657	211,572,957	150,775,643	77,926,206	66	34
STARNET INS CO	DE	219,676,806	111,252,973	2,113,222	-	-	(362,113)	-	-
STARR IND & LIAB CO	TX	3,755,060,445	1,832,326,480	54,609,395	1,015,767,969	712,230,656	192,791,886	78	21
STATE AUTO PROP & CAS INS CO	IA	2,291,463,865	628,895,417	(13,558,767)	936,985,825	603,096,387	322,191,696	72	38
STATE AUTOMOBILE MUT INS CO	OH	2,352,071,830	816,764,236	(17,552,507)	633,829,998	407,852,130	219,347,786	72	38
STATE FARM FIRE & CAS CO	IL	33,480,991,866	12,193,838,950	1,853,019,610	15,917,620,291	10,278,286,599	4,259,633,181	66	27
STATE FARM GEN INS CO	IL	6,714,926,061	3,821,203,707	352,189,569	1,893,143,564	1,092,635,909	542,572,886	58	29
STATE FARM MUT AUTO INS CO	IL	138,797,902,951	79,876,875,766	1,045,781,710	36,928,535,633	29,830,638,047	9,201,563,948	82	25
STATE NATL INS CO INC	TX	290,718,867	215,841,845	3,224,296	52,163,949	19,846,326	25,266,161	43	54
STILLWATER INS CO	CA	307,246,072	161,840,734	17,490,759	171,854,458	99,905,209	57,861,178	61	35
STILLWATER PROP & CAS INS CO	NY	119,042,685	112,394,839	6,475,100	2,101,632	-	1,039,518	-	49
STONINGTON INS CO	TX	156,696,337	41,140,881	(289,552)	61,066,002	42,099,781	19,400,148	69	32
STRATFORD INS CO	NH	163,938,064	80,160,296	9,931,545	29,986,610	7,962,100	10,185,012	28	36
SUBLIMITY INS CO	OR	33,970,988	15,050,327	1,065,551	25,283,522	16,075,339	8,284,659	66	34
SUECIA INS CO	NY	46,796,933	20,513,676	300,222	-	253,642	93,246	-	-
SUN SURETY INS CO	SD	17,972,516	8,656,155	571,945	3,264,163	113,636	2,391,243	3	73
SURETEC INS CO	TX	175,585,675	81,884,269	12,246,769	54,399,407	4,995,315	31,664,062	10	64
SURETY BONDING CO OF AMER	SD	8,261,232	8,210,259	83,896	-	-	-	-	-
SWISS REINS AMER CORP	NY	13,109,146,296	4,259,834,282	498,052,214	1,881,792,625	916,209,676	683,822,553	49	37
SYNCORA GUAR INC	NY	1,219,531,018	855,996,076	(52,741,511)	19,135,326	118,263,331	27,530,728	240	56
T H E INS CO	LA	195,849,647	64,302,757	6,769,362	62,673,142	37,892,793	20,544,956	61	33

**Summary of Financial Condition as of December 31, 2014**  
**Property and Casualty Insurers (continued)**

Company Name	State	Admitted Assets	Capital & Surplus	Net Income	Net Premiums Written	Net Losses & LAE	Other Expenses	Net Losses & LAE Ratio	Net Other Expense Ratio
TEACHERS INS CO	IL	340,467,638	149,853,713	16,166,811	189,631,420	130,240,795	52,812,480	69	28
TECHNOLOGY INS CO INC	NH	1,502,380,648	479,436,520	21,417,753	696,690,934	399,924,952	147,865,943	68	25
THE BAR PLAN MUT INS CO	MO	47,876,252	17,884,084	(473,968)	10,584,678	8,572,645	4,021,083	82	38
THE CINCINNATI IND CO	OH	123,020,536	85,579,254	3,124,554	-	-	-	-	-
THE TRAVELERS CAS CO	CT	203,936,821	63,156,579	8,950,460	58,546,524	35,056,678	17,591,796	61	30
TIG INS CO	CA	2,054,933,559	714,880,448	680,550,744	9,876	48,188,363	59,833,672	487,934	605,849
TITAN IND CO	TX	250,913,009	171,958,137	1,956,549	-	-	25	-	-
TNUS INS CO	NY	68,808,405	51,726,816	1,170,948	-	(119,200)	(74,437)	-	-
TOKIO MARINE AMER INS CO	NY	1,349,243,923	497,319,369	25,363,905	247,956,120	191,024,141	90,225,001	77	36
TORUS NATL INS CO	DE	180,283,671	77,185,839	4,716,572	46,893,251	12,108,236	15,267,019	34	43
TOWER INS CO OF NY	NY	480,507,426	133,975,808	8,413,147	(33,845,882)	23,173,525	17,001,329	109	80
TOYOTA MOTOR INS CO	IA	452,976,245	211,362,895	14,856,761	79,748,886	22,749,295	19,337,625	43	37
TRANS PACIFIC INS CO	NY	68,121,710	49,647,815	1,527,258	3,740	(711,805)	(8,126)	(7,266)	(83)
TRANSAMERICA CAS INS CO	OH	314,274,524	130,326,009	13,545,674	275,000,063	173,080,642	99,261,141	62	35
TRANSATLANTIC REINS CO	NY	14,574,640,306	4,770,499,417	562,117,158	2,986,790,355	1,643,542,696	1,058,591,529	55	35
TRANSGUARD INS CO OF AMER INC	IL	245,580,126	127,764,315	10,301,371	63,305,157	32,743,809	19,733,889	53	32
TRANSPORT INS CO	OH	33,811,712	10,184,905	(1,618,713)	-	723,239	3,035,285	-	-
TRANSPORTATION INS CO	IL	82,220,451	82,127,911	1,894,950	-	-	-	-	-
TRAVCO INS CO	CT	219,743,467	70,169,071	7,883,145	54,508,832	32,638,976	16,378,567	61	30
TRAVELERS CAS & SURETY CO	CT	16,436,177,879	6,469,470,525	1,141,292,545	4,111,169,728	2,461,221,789	1,263,281,396	60	31
TRAVELERS CAS & SURETY CO OF AMER	CT	4,225,233,665	2,114,657,475	565,774,590	1,408,279,959	121,871,811	540,861,721	9	40
TRAVELERS CAS CO OF CT	CT	322,385,866	92,761,432	13,529,880	94,885,745	56,816,008	28,510,863	61	30
TRAVELERS CAS INS CO OF AMER	CT	1,918,485,444	566,182,898	91,414,223	551,144,861	330,016,469	165,605,774	61	30
TRAVELERS COMMERCIAL CAS CO	CT	327,240,655	96,439,841	14,737,423	94,885,745	56,816,008	28,510,863	61	30
TRAVELERS COMMERCIAL INS CO	CT	344,667,982	94,348,252	13,261,063	94,885,745	56,816,008	28,510,863	61	30
TRAVELERS CONSTITUTION STATE INS CO	CT	204,197,319	63,427,810	9,150,978	58,546,524	35,056,678	17,591,796	61	30
TRAVELERS HOME & MARINE INS CO	CT	410,165,241	137,293,770	8,374,275	54,508,832	32,638,976	16,378,567	61	30
TRAVELERS IND CO	CT	20,724,465,599	6,633,406,196	942,184,243	4,704,212,238	2,814,433,296	1,414,181,600	60	30
TRAVELERS IND CO OF AMER	CT	635,734,673	202,800,166	26,124,271	155,451,115	93,081,557	46,709,303	61	30
TRAVELERS IND CO OF CT	CT	1,117,795,981	383,067,297	56,582,123	276,581,853	165,612,652	83,106,180	61	30
TRAVELERS PROP CAS CO OF AMER	CT	933,171,265	505,005,950	18,430,779	72,678,443	43,518,638	21,838,101	61	30

**Summary of Financial Condition as of December 31, 2014**  
**Property and Casualty Insurers (continued)**

Company Name	State	Admitted Assets	Capital & Surplus	Net Income	Net Premiums Written	Net Losses & LAE	Other Expenses	Net Losses & LAE Ratio	Net Other Expense Ratio
TRAVELERS PROP CAS INS CO	CT	233,327,383	70,911,453	8,879,015	60,565,369	36,265,531	18,198,411	61	30
TRENWICK AMER REINS CORP	CT	75,221,539	40,878,641	7,280,897	(3,802,271)	(11,543,651)	(1,145,035)	304	30
TRI STATE INS CO OF MN	IA	36,298,823	31,563,250	678,083	-	-	7,595	-	-
TRINITY UNIVERSAL INS CO	TX	2,200,122,184	943,423,017	82,472,275	1,279,456,385	908,221,776	425,396,747	68	32
TRITON INS CO	TX	492,798,576	190,414,525	55,005,925	115,077,226	40,267,819	30,643,280	31	24
TRUCK INS EXCH	CA	2,077,583,374	618,704,559	(7,314,586)	1,089,828,000	692,551,973	379,464,948	66	36
TRUMBULL INS CO	CT	216,884,309	96,022,240	13,890,785	51,225,525	33,842,916	15,019,458	67	30
TWIN CITY FIRE INS CO CO	IN	650,422,253	288,908,518	27,560,357	153,676,571	101,528,750	45,058,391	67	30
UMIA INS INC	OR	271,226,072	113,061,055	15,350,305	64,941,374	47,082,782	6,488,092	74	10
UNDERWRITER FOR THE PROFESSIONS INS	OR	272,155,144	58,457,158	4,452,716	19,690,169	11,035,345	2,045,264	114	21
UNIGARD IND CO	WI	47,840,215	12,595,528	(232,101)	17,978,417	13,395,385	6,172,774	69	32
UNIGARD INS CO	WI	365,504,316	111,297,127	642,993	127,473,330	95,681,321	44,091,246	69	32
UNION INS CO	IA	115,793,078	28,832,751	823,429	-	-	143,675	-	-
UNIONE ITALIANA REINS CO OF AMER	NY	68,515,932	31,901,368	728,304	-	(58,272)	81,927	-	-
UNITED FINANCIAL CAS CO	OH	2,301,125,168	546,075,009	161,975,243	1,619,034,066	1,095,646,618	320,308,434	69	20
UNITED FIRE & GAS CO	IA	1,661,866,621	685,866,133	32,953,730	523,064,562	332,468,034	162,076,175	67	33
UNITED GUAR CREDIT INS CO	NC	24,171,827	22,306,252	400,013	239,796	115,447	223,389	46	90
UNITED GUAR MORTGAGE IND CO	NC	284,068,307	115,140,158	13,916,913	37,714,115	19,677,098	9,876,060	49	25
UNITED GUAR RESIDENTIAL INS CO	NC	3,247,682,924	1,383,831,086	254,627,207	791,268,505	186,667,309	190,131,042	27	28
UNITED GUAR RESIDENTIAL INS CO OF NC	NC	461,106,721	432,283,498	62,600,467	75,621,174	(12,552,844)	3,419,375	(17)	5
UNITED HERITAGE PROP & CAS CO	ID	39,015,753	15,876,025	1,818,534	26,020,870	17,145,621	7,970,856	67	31
UNITED NATL SPECIALTY INS CO	WI	37,854,517	19,253,731	685,115	5,033,766	3,727,545	2,009,746	75	40
UNITED SERV AUTOMOBILE ASSN	TX	30,991,005,190	22,854,378,063	850,891,236	6,639,981,896	5,070,617,671	847,123,345	79	13
UNITED STATES FIDELITY & GUAR CO	CT	4,677,408,630	2,466,231,987	206,798,314	890,310,928	533,103,537	267,517,038	61	30
UNITED STATES FIRE INS CO	DE	3,248,634,293	898,615,954	195,686,491	1,025,092,613	665,392,148	346,065,636	68	35
UNITED STATES LIAB INS CO	PA	885,903,737	563,321,275	4,581,835	169,744,537	81,107,019	70,546,703	51	45
UNITED WI INS CO	WI	283,777,468	88,832,667	13,926,550	89,088,245	59,751,547	16,503,836	69	19
UNITRIN AUTO & HOME INS CO	NY	92,587,481	33,399,958	1,737,227	-	-	-	-	-
UNITRIN PREFERRED INS CO	NY	25,405,612	9,699,067	1,050,675	-	-	-	-	-
UNITRIN SAFEGUARD INS CO	WI	25,878,769	7,035,692	227,672	-	-	-	-	-
UNIVERSAL FIRE & CAS INS CO	IN	14,161,578	6,679,340	127,489	2,602,705	-	2,545,531	-	98

**Summary of Financial Condition as of December 31, 2014**  
**Property and Casualty Insurers (continued)**

Company Name	State	Admitted Assets	Capital & Surplus	Net Income	Net Premiums Written	Net Losses & LAE	Other Expenses	Net Losses & LAE Ratio	Net Other Expense Ratio
UNIVERSAL SURETY CO	NE	189,003,245	134,730,314	6,295,434	3,463,157	1,025,446	1,702,789	31	51
UNIVERSAL SURETY OF AMER	SD	15,850,789	15,765,324	140,695	-	-	-	-	-
UNIVERSAL UNDERWRITERS INS CO	IL	363,810,365	338,890,548	8,619,063	-	-	-	-	-
UNIVERSAL UNDERWRITERS OF TX INS	IL	12,720,099	10,111,411	272,310	-	-	-	-	-
US SPECIALTY INS CO	TX	1,890,819,611	577,066,544	133,155,240	420,087,722	204,388,942	136,869,354	47	31
US UNDERWRITERS INS CO	ND	175,319,466	122,717,938	13,459,762	13,770,890	2,864,461	5,219,727	21	39
USAA CAS INS CO	TX	8,699,013,159	4,392,204,252	338,386,617	4,836,815,534	3,776,137,584	599,386,454	81	13
USAA GEN IND CO	TX	2,933,590,822	1,096,697,005	108,448,227	2,176,567,018	1,697,310,695	249,274,925	81	12
UTICA MUT INS CO	NY	2,228,815,219	805,874,708	34,026,348	627,909,365	409,145,272	225,808,332	66	37
VALLEY FORGE INS CO	PA	73,715,106	73,670,961	2,934,611	-	-	-	-	-
VANLINER INS CO	MO	352,467,544	127,260,269	4,940,356	108,160,085	83,168,048	28,025,654	79	27
VERLAN FIRE INS CO MD	NH	25,407,221	25,373,887	631,442	-	-	-	-	-
VICTORIA FIRE & GAS CO	OH	170,777,376	58,467,885	750,588	-	-	-	-	-
VIGILANT INS CO	NY	502,538,912	292,312,778	23,318,484	46,971,719	26,067,861	13,481,086	57	29
VIKING INS CO OF WI	WI	387,726,957	179,072,362	8,277,960	90,697,895	67,877,442	24,630,070	75	27
VIRGINIA SURETY CO INC	IL	1,022,672,656	300,789,108	50,437,694	329,650,875	192,863,991	68,813,548	64	23
WARNER INS CO	IL	11,696,302	11,608,774	100,908	-	-	-	-	-
WASHINGTON CAS CO	WA	29,654,439	20,060,410	366,084	-	-	-	-	-
WASHINGTON INTL INS CO	NH	104,291,998	74,494,962	1,566,115	3,384,419	1,817,997	1,506,264	52	43
WAUSAU BUSINESS INS CO	WI	39,677,878	26,637,999	1,589,922	-	-	-	-	-
WAUSAU UNDERWRITERS INS CO	WI	96,128,883	64,539,228	2,602,035	-	-	-	-	-
WESCO INS CO	DE	1,113,582,513	215,530,078	14,150,101	182,551,875	106,415,994	22,825,975	73	16
WEST AMER INS CO	IN	77,516,503	45,167,555	(27,003,368)	-	-	-	-	-
WESTCHESTER FIRE INS CO	PA	2,011,859,711	906,058,134	81,853,460	342,638,458	180,248,059	107,047,319	56	34
WESTERN AGRIC INS CO	IA	182,748,643	77,398,379	5,827,195	101,454,810	69,513,322	26,055,569	70	26
WESTERN COMM INS CO	ID	35,826,532	29,123,133	1,385,580	-	-	(524,770)	-	-
WESTERN GEN INS CO	CA	54,846,195	21,910,326	871,490	47,819,901	23,175,804	23,619,946	49	51
WESTERN NATL ASSUR CO	MIN	55,484,380	24,090,395	1,964,466	22,797,367	14,199,921	5,997,800	66	28
WESTERN NATL MUT INS CO	MIN	762,509,732	349,951,219	23,364,794	284,967,088	177,498,979	74,972,501	66	28
WESTERN PROFESSIONAL INS CO	WA	13,714,907	13,605,329	240,753	-	-	67,665	-	-
WESTERN PROTECTORS INS CO	OR	11,365,167	8,850,713	153,607	(81,089)	-	82,743	-	-
WESTERN SURETY CO	SD	1,998,252,964	1,368,026,114	164,156,778	433,697,209	45,589,663	218,006,184	11	51

**Summary of Financial Condition as of December 31, 2014**  
**Property and Casualty Insurers (continued)**

Company Name	State	Admitted Assets	Capital & Surplus	Net Income	Net Premiums Written	Net Losses & LAE	Other Expenses	Net Losses & LAE Ratio	Net Other Expense Ratio
WESTFIELD INS CO	OH	2,536,054,216	1,043,041,376	93,254,566	935,851,999	580,434,901	314,514,034	64	34
WESTFIELD NATL INS CO	OH	598,653,135	263,058,715	16,599,925	225,297,705	139,734,328	75,716,340	64	34
WESTPORT INS CORP	MO	5,215,702,758	1,630,528,012	160,810,152	135,884,771	165,105,126	33,237,180	68	14
WHITE PINE INS CO	MI	30,888,843	13,208,886	(42,696)	14,711,090	6,757,513	6,398,408	57	54
WILLIAMSBURG NATL INS CO	MI	140,559,388	33,846,641	2,643,233	39,681,001	28,278,323	14,697,154	66	35
WILSHIRE INS CO	NC	226,428,856	107,638,971	1,757,511	70,958,179	47,597,565	22,069,122	72	33
WOODRIDGE INS CO	IL	8,334,684	8,254,908	(178,945)	-	5,438	244,893	-	-
WORK FIRST CAS CO	DE	40,226,794	9,124,085	97,390	12,820,683	10,090,539	4,192,813	78	32
WORKERS COMP EXCH	ID	8,261,897	697,851	-	2,357,593	2,237,632	249,734	95	11
WORKMENS AUTO INS CO	CA	43,959,079	17,391,182	(9,573,536)	26,680,092	32,741,168	10,475,689	112	36
WRIGHT NATL FLOOD INS CO	TX	17,667,730	10,874,157	2,259,770	(505,268)	7,047,004	(9,385,887)	988	(1,316)
WRM AMER IND CO INC	NY	24,915,460	14,885,520	(567,846)	7,032,714	4,321,126	3,043,963	83	59
X L INS CO OF NY	NY	211,186,254	79,221,324	3,238,173	38,002,582	23,162,005	13,523,862	62	36
XL INS AMER INC	DE	752,911,588	232,292,391	16,277,884	126,675,275	77,206,683	45,079,539	62	36
XL REINS AMER INC	NY	5,627,641,628	2,233,595,595	219,847,895	823,389,272	501,843,302	293,017,003	62	36
XL SPECIALTY INS CO	DE	432,658,950	143,180,326	8,977,459	76,005,163	46,324,009	27,047,723	62	36
YOSEMITE INS CO	IN	210,061,763	107,695,575	15,803,179	51,052,858	12,489,302	17,041,205	28	38
ZALE IND CO	TX	47,488,740	16,419,708	4,058,256	22,759,008	2,711,444	9,053,863	16	52
ZENITH INS CO	CA	1,834,094,724	564,534,762	110,724,314	703,386,297	369,597,513	230,870,427	53	33
ZURICH AMER INS CO	NY	30,309,699,066	8,015,408,866	1,000,452,051	4,739,683,733	3,579,742,651	911,351,533	78	20
ZURICH AMER INS CO OF IL	IL	53,641,553	35,292,297	1,243,236	-	-	-	-	-

## Summary of Financial Condition as of December 31, 2014

### Managed Care Organization

Company Name	State	Incorporated Date	Licensed Date	Total Assets	Liabilities	Capital & Surplus	Net Income	Direct Premiums Written In Idaho
ADVANTAGE DENTAL PLAN INC	OR	10/13/1994	7/17/2003	1,789,979	140,714	1,649,265	99,345	-
ALPHA DENTAL PROGRAMS INC	TX	12/31/1985	6/4/2008	14,937,880	5,769,614	9,168,266	4,089,433	48,674
ALTUS HLTH PLANS INC	UT	7/1/1987	12/16/2004	124,249,965	73,666,953	50,583,012	5,003,977	10,983,879
BLUE CROSS OF ID CARE PLUS INC	ID	2/19/2013	2/21/2013	35,757,587	32,286,363	3,471,224	(14,237,081)	75,996,698
BRIDGESPAN HLTH CO	UT	8/10/1982	1/18/2013	16,983,053	14,026,423	2,956,630	(7,390,418)	1,626,491
HUMANA BENEFIT PLAN OF IL INC	IL	6/20/1994	4/12/2012	88,521,925	26,668,701	61,853,224	19,535,278	-
HUMANA HLTH PLAN INC	KY	8/23/1982	3/1/2008	1,275,064,733	689,419,018	585,645,715	(49,084,294)	28,059,992
MODA HLTH PLAN INC	OR	11/3/1988	1/24/2007	353,676,426	232,614,763	121,061,663	(5,172,595)	-
MONTANA HLTH COOPERATIVE	MT	12/15/2010	6/13/2014	54,363,920	28,473,938	25,889,982	(3,529,402)	-
PACIFICSOURCE COMM HLTH PLANS	OR	12/12/2005	12/29/2014	100,775,605	49,742,395	51,033,211	(5,626,786)	161,452,575
PACIFICSOURCE HLTH PLANS	OR	3/31/1933	5/19/2006	235,079,926	86,921,925	148,158,001	(16,852,392)	63,062,036
SELECTHEALTH INC	UT	12/27/1983	10/26/2012	848,519,645	403,700,129	444,819,515	26,908,484	126,211,610
VSP VISION CARE INC	VA	4/26/1960	6/26/2014	150,931,403	13,856,143	137,074,960	7,840,297	8,870,954
WILLAMETTE DENTAL OF ID INC	ID	7/22/1998	9/11/1998	17,963,655	714,993	17,248,662	(6,162)	6,866,103
WINDSOR HLTH PLAN INC	TN	5/14/1993	4/13/2012	216,192,208	78,757,740	137,434,468	19,114,698	-

### Hospital and Professional Service Corporations

Company Name	State	Incorporated Date	Licensed Date	Total Assets	Liabilities	Capital & Surplus	Net Income	Direct Premiums Written In Idaho
DELTA DENTAL PLAN OF ID INC	ID	6/21/1971	2/21/1973	43,550,408	11,466,042	32,084,366	3,348,510	38,464,485

### Hospital Trusts

Company Name	State	Admitted Assets	Capital & Surplus	Net Gain from Operations	Premium/Annuity Considerations	Incurred Benefits
NONE						

### County Mutual Fire Company

Company Name	State	Incorporated Date	Licensed Date	Total Assets	Liabilities	Surplus	Income Over Disbursement	Assessment & Fees
NEZ PERCE FARMERS COUNTY MUTUAL FIRE INSURANCE COMPANY	ID	1/1/1904	1/7/1905	503,240	37,828	465,411	(20,328)	126,361



## Summary of Financial Condition as of December 31, 2014

### Fraternal Benefit Societies

Company Name	State	Incorporated Date	Licensed Date	Total Assets	Liabilities	Surplus	Net Income	Total Payments Received from Idaho Members
CROATIAN FRATERNAL UNION OF AMER	PA	5/31/1897	8/13/1931	436,474,040	403,336,119	33,137,921	4,364,965	1,026
EVERENCE ASSN INC	IN	12/15/1964	12/15/1964	410,152,546	316,819,076	93,333,471	5,884,151	80,166
FIRST CATH SLOVAK LADIES ASSN USA	OH	10/20/1899	3/1/2008	781,260,866	688,716,869	92,544,021	4,132,764	1,400
INDEPENDENT ORDER OF FORESTERS US BR	NY	7/23/1881	7/14/1950	2,911,783,932	2,805,341,987	95,141,945	(28,773,364)	2,002,817
KNIGHTS OF COLUMBUS	CT	3/29/1882	1/1/1904	21,461,707,706	19,564,403,028	1,865,604,678	114,735,745	2,494,710
LUSO AMER LIFE INS SOCIETY	CA	7/1/1957	3/22/1991	96,367,845	92,092,893	4,274,952	(294,033)	17,321
MODERN WOODMEN OF AMER	IL	5/5/1884	5/29/1901	14,131,105,296	12,652,058,759	1,202,031,591	85,379,630	5,034,637
ORDER OF UNITED COMMERCIAL TRAVELERS	OH	10/4/1890	1/1/1906	19,931,492	10,319,057	9,587,436	411,799	4,034,984
ROYAL NEIGHBORS OF AMER	IL	3/21/1895	6/24/1901	904,386,925	695,325,203	116,272,411	(859,733)	311,502
SONS OF NORWAY	MIN	10/28/1898	6/24/1901	357,481,495	344,433,581	13,047,914	888,766	261,535
THRIVENT FINANCIAL FOR LUTHERANS	WI	11/24/1902	12/1/1926	76,994,356,207	70,501,770,040	6,492,086,166	765,191,527	32,097,933
WOMANS LIFE INS SOCIETY	MI	4/6/1897	7/1/1901	196,904,906	174,492,996	19,261,910	(95,603)	1,011
WOODMEN WORLD ASSUR LIFE ASSN	CO	1/20/1891	5/29/1901	58,706,586	46,267,316	10,983,507	(438,692)	323,410
WOODMEN WORLD LIFE INS SOC	NE	1/1/1891	12/6/1926	10,439,989,589	9,343,085,118	1,096,904,471	74,603,128	58,409

### Title Companies

Company Name	State	Incorporated Date	Admitted to Idaho	Total Assets	Liabilities	Capital Paid Up	Surplus	Net Income	Direct Premiums Written in Idaho
AMERICAN GUAR TITLE INS CO	OK	7/2/1979	7/18/2005	33,979,525	10,629,317	2,000,000	21,350,208	4,919,996	-
CHICAGO TITLE INS CO	NE	8/30/1961	5/13/1966	1,905,830,081	934,754,377	2,000,000	969,075,704	147,606,896	9,796,620
COMMONWEALTH LAND TITLE INS CO	NE	3/31/1944	10/25/1972	581,846,381	336,738,790	1,649,306	243,458,285	37,508,490	7,152,499
FIDELITY NATL TITLE INS CO	CA	10/6/1981	11/29/1982	1,267,783,803	790,931,355	76,131,950	400,720,498	83,714,897	7,310,615
FIRST AMER TITLE GUAR CO	TX	9/2/1983	8/10/1992	15,045,654	2,369,351	2,010,000	10,666,303	429,544	-
FIRST AMER TITLE INS CO	NE	9/24/1968	10/28/1969	2,187,243,933	1,208,517,105	300,000,000	678,726,828	393,143,819	18,029,464
INVESTORS TITLE INS CO	NC	1/28/1972	3/3/1997	140,364,933	67,850,001	2,000,000	70,514,932	6,899,008	-
NATIONAL TITLE INS OF NY INC	NY	3/14/1929	4/13/2011	119,526,096	68,141,455	2,014,515	49,370,126	2,874,687	1,206,458
NORTH AMER TITLE INS CO	CA	9/18/1958	6/28/2013	90,021,645	38,885,523	2,700,000	48,436,122	3,827,453	-
OLD REPUBLIC NATL TITLE INS CO	FL	8/20/1907	12/8/1983	953,146,310	517,077,193	1,526,434	434,542,683	82,263,304	19,208,575
STEWART TITLE GUAR CO	TX	2/20/1908	4/16/1980	1,082,474,389	556,708,298	8,500,000	517,266,091	53,211,942	7,465,680
WESTCOR LAND TITLE INS CO	CA	1/11/1993	1/12/2007	82,805,443	59,028,325	3,224,475	20,552,643	4,640,016	8,893,433
WFG NATL TITLE INS CO	SC	6/18/1974	5/19/2005	69,751,034	50,836,094	2,025,000	16,889,940	(2,783,945)	355,226

## Summary of Idaho Business Life and Disability Insurers

Company Name	Incorporated Date	Licensed Date	Lines of Business	Direct Idaho Premiums Written	Direct Idaho Claims and Benefits	Complaint Counts as of 12/31/2014
4 EVER LIFE INS CO	9/22/1949	12/19/1952	02, 01	48316	37714	
5 STAR LIFE INS CO	5/24/1943	12/1/1987	02, 21, 01	732270	493255	
AAA LIFE INS CO	6/5/1969	8/26/1970	21, 02, 01	1313769	117191	
ABILITY INS CO	10/6/1967	4/22/1970	21, 02, 01	1975030	2472113	
ACCENDO INS CO	12/8/1955	6/17/1974	02, 01,	0	-7839	
ACCORDIA LIFE & ANN CO	8/10/1967	8/25/1969	02, 01, 21	7283	252743	
ACE LIFE INS CO	7/9/1965	5/4/1966	01, 02	0	0	
ADVANTAGE DENTAL PLAN INC	10/13/1994	7/17/2003	2	0	0	
AETNA HLTH & LIFE INS CO	8/19/1971	8/14/1981	01, 02	0	0	
AETNA HLTH INS CO	7/8/1938	8/29/1968	01, 02, 21	0	0	
AETNA LIFE INS CO	6/14/1853	5/18/1897	01, 02, 21	21580755	62159640	1
ALL SAVERS INS CO	1/7/1986	7/31/1996	01, 02	0	0	
ALLIANZ LIFE & ANN CO	1/25/1984	3/22/1991	01, 21, 02	0	4301	1
ALLIANZ LIFE INS CO OF N AMER	8/10/1979	1/1/1981	01, 02	78218160	36877809	
ALLSTATE ASSUR CO	6/28/1967	12/19/1967	02, 01, 21	0	2201	
ALLSTATE LIFE INS CO	3/6/1957	10/23/1957	01, 02	2617736	16060903	
ALPHA DENTAL PROGRAMS INC	12/31/1985	6/4/2008	2	48674	55312	
AMALGAMATED LIFE INS CO	9/29/1943	12/12/2008	02, 01	32321	10086	
AMERICAN BANKERS LIFE ASSUR CO OF FL	2/6/1952	8/12/1952	02, 01, 21	433952	228878	
AMERICAN EQUITY INVEST LIFE INS CO	12/19/1980	1/22/1982	02, 01	25524003	11767635	2
AMERICAN FAMILY LIFE ASSUR CO OF COL	11/17/1955	5/20/1970	02, 01	31650692	16066950	
AMERICAN FAMILY LIFE INS CO	11/21/1957	3/28/2001	01, 02	1693294	917337	
AMERICAN FARMERS & RANCHERS LIFE INS	12/30/1999	9/16/2005	02, 21, 01	1103	0	
AMERICAN FIDELITY ASSUR CO	11/30/1960	11/15/1968	01, 02	9487187	5320698	
AMERICAN FIDELITY LIFE INS CO	9/5/1956	10/21/1965	02, 01	123783	21976	
AMERICAN GEN LIFE INS CO	4/11/1960	6/21/1961	21, 01, 02	45888710	52683204	2
AMERICAN HERITAGE LIFE INS CO	9/11/1956	9/13/1954	01, 02	1990726	585483	
AMERICAN HLTH & LIFE INS CO	6/16/1954	6/18/1962	02, 01	634984	83225	
AMERICAN HOME LIFE INS CO	5/3/1909	11/30/1970	01, 02	57023	53136	
AMERICAN INCOME LIFE INS CO	7/16/1954	8/9/1967	01, 02	4518438	1290909	
AMERICAN LIFE & SECURITY CORP	9/15/1960	6/23/1987	21, 02, 01	4076	2333	
AMERICAN MATURITY LIFE INS CO	10/24/1972	6/3/1983	02, 01	0	0	

### Summary of Idaho Business Life and Disability Insurers (continued)

Company Name	Incorporated Date	Licensed Date	Lines of Business	Direct Idaho Premiums Written	Direct Idaho Claims and Benefits	Complaint Counts as of 12/31/2014
AMERICAN MEMORIAL LIFE INS CO	3/18/1959	6/28/1968	01, 02, 24	557908	725637	
AMERICAN MODERN LIFE INS CO	12/12/1956	12/14/1978	01, 02	293836	101041	
AMERICAN NATL INS CO	3/1/1905	4/23/1934	02, 01	8603599	8305751	
AMERICAN NATL LIFE INS CO OF TX	12/2/1954	4/1/1973	21, 01, 02	34119	44842	
AMERICAN PHOENIX LIFE & REASSUR CO	6/24/1991	4/3/1997	01, 02, 21	0	0	
AMERICAN PIONEER LIFE INS CO	7/5/1961	7/13/1987	02, 01	23923	40412	
AMERICAN PUBLIC LIFE INS CO	11/28/1945	10/24/2005	02, 01	41795	16935	
AMERICAN REPUBLIC INS CO	4/4/1929	8/12/1952	01, 02, 21	491038	440565	
AMERICAN SPECIALTY HLTH INS CO	12/27/1972	11/1/1989	02, 01, 21	0	0	
AMERICAN UNDERWRITERS LIFE INS CO	9/21/1977	3/5/1987	01, 02, 21	183334	528588	
AMERICAN UNITED LIFE INS CO	12/17/2000	7/8/1949	01, 02	33029450	16834101	
AMERICO FIN LIFE & ANN INS CO	7/1/1946	2/1/1957	01, 02	1235634	1002865	
AMERTAS LIFE INS CORP	4/6/1887	11/13/1952	21, 02, 01	21218239	13881938	2
AMICA LIFE INS CO	6/13/1968	3/1/1989	02, 01, 21	114478	26804	
ANNUITY INVESTORS LIFE INS CO	11/13/1981	1/20/1984	01, 02	736751	1384382	
ANTHEM LIFE INS CO	6/7/1956	10/18/1982	02, 01	5670	7572	
ASSURITY LIFE INS CO	3/20/1964	6/30/1917	01, 02	737940	827333	
ATHENE ANN & LIFE ASSUR CO OF NY	5/19/1965	7/28/1981	02, 01, 21	51995	235263	
ATHENE ANN & LIFE CO	2/18/1896	4/2/1914	02, 01	15716902	16080407	
ATHENE ANNUITY & LIFE ASSUR CO	6/28/1909	7/28/1981	01, 02, 21	2179538	1256515	
AURIGEN REINS CO OF AMER	7/8/1964	10/4/1976	01, 02, 21	784	0	
AURORA NATL LIFE ASSUR CO	4/27/1961	6/23/1963	02, 01	95038	1098604	
AUTO OWNERS LIFE INS CO	9/28/1965	9/6/2005	02, 01	578747	32774	
AXA CORP SOLUTIONS LIFE REINS CO	5/20/1981	12/16/1981	01, 02	0	0	
AXA EQUITABLE LIFE & ANN CO	1/18/1984	11/26/1985	01, 02	17965	6405	
AXA EQUITABLE LIFE INS CO	7/26/1859	5/15/1896	01, 02	19808207	31777687	1
BALTIMORE LIFE INS CO	3/27/1882	8/23/1991	01, 02	660504	137108	
BANKERS FIDELITY LIFE INS CO	6/13/1955	5/2/1997	01, 02	3958321	2608292	1
BANKERS LIFE & CAS CO	4/6/1880	8/20/1952	21, 01, 02	13424996	16642341	2
BANKERS LIFE INS CO	4/24/1973	2/27/1996	01, 02	337136	0	
BANKERS RESERVE LIFE INS CO OF WI	1/5/1961	4/25/2006	02, 21, 01	0	0	
BANNER LIFE INS CO	9/21/1981	5/27/1982	02, 01	4384591	3139428	

### Summary of Idaho Business Life and Disability Insurers (continued)

Company Name	Incorporated Date	Licensed Date	Lines of Business	Direct Idaho Premiums Written	Direct Idaho Claims and Benefits	Complaint Counts as of 12/31/2014
BENEFICIAL LIFE INS CO	5/10/1905	6/7/1905	02, 01	11192950	49630572	
BERKLEY LIFE & HLTH INS CO	11/19/1962	12/8/1964	02, 01	287084	99721	
BERKSHIRE HATHAWAY LIFE INS CO NE	5/14/1993	1/26/1999	1	0	24318	
BERKSHIRE LIFE INS CO OF AMER	5/11/2001	8/25/1976	02, 01	1333185	6278194	
BEST LIFE & HLTH INS CO	11/28/1962	7/20/1981	01, 02	748776	496844	2
BLUE CROSS OF ID HLTH SERV INC	1/1/1978	12/31/1977	02, 01, 21	1372767294	1234258801	79
BOSTON MUT LIFE INS CO	8/18/1891	10/2/1980	02, 01	181304	151133	
CAPITOL LIFE INS CO	7/1/1905	6/13/1913	02, 01	0	35382	
CATAMARAN INS OF OHIO INC	10/19/1948	10/16/1991	21, 02, 01	2321	0	
CELTIC INS CO	5/3/1949	7/10/1957	01, 02, 21	600	1179	
CENTRAL SECURITY LIFE INS CO	2/19/1955	11/8/1983	01, 02	2537	1673	
CENTRAL STATES H & L CO OF OMAHA	6/2/1932	4/1/1951	01, 02	141663	1806	
CENTRAL UNITED LIFE INS CO	10/22/1962	9/7/1966	02, 01	100846	698582	
CENTRE LIFE INS CO	10/7/1926	8/16/1977	01, 21, 02	19409	65285	
CENTURION LIFE INS CO	5/10/1956	8/25/1978	21, 01, 02	27731	215430	
CHARTER NATL LIFE INS CO	12/7/1955	8/16/1962	01, 02, 21	0	465	
CHESAPEAKE LIFE INS CO	4/20/1956	12/29/1967	01, 02	1386900	2608526	1
CHRISTIAN FIDELITY LIFE INS CO	4/25/1935	8/1/1988	01, 02	0	0	
CHURCH LIFE INS CORP	6/24/1922	2/8/2005	01, 02	67413	112059	
CICA LIFE INS CO OF AMER	2/14/1968	8/1/1997	01, 02	59823	330411	1
CIGNA HLTH & LIFE INS CO	5/2/1963	6/24/1975	02, 01	13993651	15442329	
CINCINNATI LIFE INS CO	7/2/1987	9/14/1988	02, 01	748551	302052	
CMFG LIFE INS CO	5/20/1935	7/3/1956	01, 02	19647202	38326205	
COLONIAL LIFE & ACCIDENT INS CO	4/18/1939	2/21/1963	01, 21	3566735	1591544	2
COLONIAL PENN LIFE INS CO	12/3/1957	10/19/1967	02, 01	2611854	1713758	
COLORADO BANKERS LIFE INS CO	5/28/1974	10/28/1983	02, 01	100391	28449	
COLUMBIAN LIFE INS CO	3/18/1988	9/3/1999	01, 02	280542	146358	
COLUMBIAN MUT LIFE INS CO	11/1/1882	10/3/1990	01, 21, 02	429397	249870	
COLUMBUS LIFE INS CO	9/8/1986	9/12/1995	21, 02, 01	737379	267374	
COMBINED INS CO OF AMER	10/11/1949	3/1/1948	21, 02, 01	4222951	1842954	
COMMERCIAL TRAVELERS MUT INS CO	3/20/1883	8/13/1981	01, 02	3664	350	
COMMONWEALTH ANN & LIFE INS CO	12/30/2002	1/1/1975	01, 21, 02	2269458	1503086	

**Summary of Idaho Business  
Life and Disability Insurers (continued)**

Company Name	Incorporated Date	Licensed Date	Lines of Business	Direct Idaho Premiums Written	Direct Idaho Claims and Benefits	Complaint Counts as of 12/31/2014
COMPANION LIFE INS CO	6/29/1970	9/16/1981	01, 02	4729769	3409528	
COMPBENEFITS INS CO	5/13/1959	9/8/1986	21, 01, 02	221	0	
CONNECTICUT GEN LIFE INS CO	6/22/1865	1/18/1946	01, 02	1852307	2088840	
CONSECO LIFE INS CO	1/30/1962	10/2/1964	2	494334	2450164	
CONSTITUTION LIFE INS CO	6/11/1929	1/5/1949	01, 02	30969	73807	
CONTINENTAL AMER INS CO	11/25/1968	12/4/2002	21, 02, 01	810582	434200	1
CONTINENTAL ASSUR CO	4/26/1911	7/9/1952	02, 01	23683	202468	
CONTINENTAL GEN INS CO	5/24/1961	7/25/1974	01, 02	177813	151943	
CONTINENTAL LIFE INS CO BRENTWOOD	12/5/1983	10/28/1988	02, 01	7625334	6624203	1
CORVESTA LIFE INS CO	9/24/1965	9/24/1965	02, 01	0	0	
COUNTRY INVESTORS LIFE ASSUR CO	10/13/1981	2/4/1999	01, 02	18515	366332	
COUNTRY LIFE INS CO	11/24/1928	11/8/1962	21, 01, 02	469415	474015	
COVENTRY HLTH & LIFE INS CO	4/24/1968	9/2/2011	21, 02, 01	501058	127599	
CSI LIFE INS CO	11/21/1973	9/10/2004	01, 02	672	0	
DEARBORN NATL LIFE INS CO	8/23/1966	8/28/1975	01, 02, 21	240602	267698	
DELAWARE AMER LIFE INS CO	11/4/1964	1/23/1978	1	6132	0	
DELAWARE LIFE INS CO	1/12/1970	4/17/1973	02, 01	9294872	16294252	
DENTEGRA INS CO	7/27/1966	12/17/1980	01, 02, 21	915635	657978	
DESERET MUT INS CO	12/31/1968	8/9/2004	01, 02, 21	0	0	
DIRECT GEN LIFE INS CO	11/17/1982	6/22/1983	01, 21	0	0	
EDUCATORS MUT INS ASSOC	6/26/1935	10/24/2005	01, 02	108215	133254	
EICO MUT LIFE & ANN	3/15/1946	7/13/1982	02, 21, 01	145836	320401	
E24 NATL LIFE CO	8/1/1962	10/18/1974	02, 01	107856	78765	
EMPHEYS INS CO	3/13/1978	10/29/1996	01, 02, 21	0	0	
EMPLOYERS REASSUR CORP	8/20/1986	7/13/1987	02, 01	0	0	
ENVISION INS CO	2/8/2006	7/29/2008	02, 01	1880895	1624737	
EQUITABLE LIFE & CAS INS CO	6/6/1935	5/20/1980	21, 02, 01	1871115	1379304	1
EQUITRUST LIFE INS CO	6/3/1966	8/11/1971	02, 01	10520642	2349870	2
EVERENCE INS CO	2/4/1987	8/12/1988	01, 02	0	0	
EXPRESS SCRIPTS INS CO	2/23/1994	11/15/2006	21, 02, 01	0	0	
FAMILY HERITAGE LIFE INS CO OF AMER	8/22/1989	2/14/2000	21, 02, 01	869734	100001	
FAMILY LIFE INS CO	6/1/1949	7/9/1953	01, 02	2146178	1965020	1

### Summary of Idaho Business Life and Disability Insurers (continued)

Company Name	Incorporated Date	Licensed Date	Lines of Business	Direct Idaho Premiums Written	Direct Idaho Claims and Benefits	Complaint Counts as of 12/31/2014
FAMILY SERV LIFE INS CO	5/5/1955	7/7/1988	1	0	0	0
FARM BUREAU LIFE INS CO	10/30/1944	7/3/1995	02, 01	29754093	15962316	2
FARMERS NEW WORLD LIFE INS CO	2/21/1910	12/3/1912	01, 02	8270710	9091248	
FEDERAL LIFE INS CO	9/8/1899	12/20/1971	02, 01	18025	13021	
FEDERATED LIFE INS CO	12/9/1958	8/5/1983	02, 21, 01	720914	1074859	1
FIDELITY & GUAR LIFE INS CO	12/16/1959	6/15/1960	01, 02	7582021	4708179	
FIDELITY INVESTMENTS LIFE INS CO	5/13/1981	3/1/1984	21, 01, 02	6535872	1125158	
FIDELITY LIFE ASSN A LEGAL RESERVE L	2/24/1896	3/18/1975	1	539273	276175	
FIDELITY SECURITY LIFE INS CO	1/17/1969	4/1/1977	21, 02, 01	620581	446373	
FINANCIAL AMER LIFE INS CO	6/1/1964	8/31/2004	01, 21, 02	0	0	
FINANCIAL ASSUR LIFE INS CO	1/5/1912	12/20/1988	02, 01	664	0	
FIRST ALLAMERICA FIN LIFE INS CO	3/16/1844	8/3/1948	01, 02	12023	55525	
FIRST HLTH LIFE & HLTH INS CO	12/29/1978	9/30/1980	02, 01	5206296	4735134	
FIRST INVESTORS LIFE INS CO	8/3/1962	6/15/2004	21, 02, 01	149156	38511	
FIRST PENN PACIFIC LIFE INS CO	6/19/1963	7/11/1980	01, 02	440501	2223141	
FORETHOUGHT LIFE INS CO	2/14/1980	8/6/1982	02, 01	21720663	5733374	1
FUNERAL DIRECTORS LIFE INS CO	2/27/1981	2/19/1997	01, 02	105	0	
GARDEN STATE LIFE INS CO	6/22/1956	6/25/1965	02, 21, 01	73231	105000	
GENERAL AMER LIFE INS CO	6/24/1933	5/22/1953	02, 01, 21	482391	840277	
GENERAL FIDELITY LIFE INS CO	8/11/1980	12/31/1981	01, 02	3427	0	
GENERAL RE LIFE CORP	6/1/1967	12/8/1987	21, 01, 02	0	0	
GENERATION LIFE INS CO	11/2/1965	27-Dec	01, 02, 21	0	0	
GENWORTH LIFE & ANN INS CO	3/21/1871	9/8/1982	01, 02	8910502	12435545	
GENWORTH LIFE INS CO	9/28/1956	11/15/1956	01, 02, 21	14300309	16524083	2
GERBER LIFE INS CO	12/22/1967	4/18/1969	02, 01	2509670	1471815	
GLOBE LIFE & ACCIDENT INS CO	11/29/1979	12/31/1980	01, 02, 21	1960789	881598	3
GOLDEN RULE INS CO	6/17/1959	7/16/1982	02, 01, 21	116726	551450	
GOVERNMENT PERSONNEL MUT LIFE INS CO	5/15/1934	10/29/2002	02, 01, 21	359120	250888	
GREAT AMER LIFE INS CO	12/29/1961	3/31/1982	02, 01	18969761	8708932	
GREAT FIDELITY LIFE INS CO	5/13/1952	10/21/1988	01, 02	0	0	
GREAT SOUTHERN LIFE INS CO	3/1/1909	12/31/1979	02, 01	82775	94485	
GREAT W LIFE & ANN INS CO	3/28/1907	10/6/1976	01, 21, 02	25921071	11932223	

### Summary of Idaho Business Life and Disability Insurers (continued)

Company Name	Incorporated Date	Licensed Date	Lines of Business	Direct Idaho Premiums Written	Direct Idaho Claims and Benefits	Complaint Counts as of 12/31/2014
GREAT WESTERN INS CO	4/23/1983	11/26/1974	01, 02	9158505	5041296	
GROUP HLTH OPTIONS INC	1/30/1990	8/17/1995	02, 01, 21	9956732	9502423	
GUARANTEE TRUST LIFE INS CO	5/16/1936	8/1/1961	02, 01	287805	98104	
GUARDIAN INS & ANN CO INC	3/2/1970	12/8/1987	21, 01, 02	2862505	879888	
GUARDIAN LIFE INS CO OF AMER	4/10/1860	5/20/1947	02, 01	4553553	-1309613	
GUGGENHEIM LIFE & ANN CO	8/29/1985	10/30/1990	02, 01	957864	230443	
HARTFORD LIFE & ACCIDENT INS CO	2/14/1967	5/2/1968	01, 02	10269840	9276586	
HARTFORD LIFE & ANN INS CO	1/9/1956	3/3/1971	02, 21, 01	5434951	35492646	1
HARTFORD LIFE INS CO	2/16/1978	7/24/1978	01, 02	4031946	18928781	1
HCC LIFE INS CO	12/3/1980	5/7/1982	01, 21, 02	4154848	2380416	
HCSC INS SERV CO	2/6/1958	6/20/1984	02, 01, 21	0	0	
HEALTH CARE SERV CORP A MUT LEGAL RE	10/1/1936	9/29/2005	01, 02	211248	456461	
HEALTH NET LIFE INS CO	11/20/1986	7/25/1974	01, 02	0	0	
HEALTHMARKETS INS CO	6/11/1981	1/4/1982	02, , 01	680538	534553	
HEALTHSPRING LIFE & HLTH INS CO INC	2/27/2007	6/1/2010	02, 01	5005146	4148005	
HERITAGE LIFE INS CO	7/26/1957	7/19/1965	02, 01, 21	0	0	
HERITAGE UNION LIFE INS CO	11/22/1963	12/29/1980	02, 01	5552	19986	
HM HLTH INS CO	12/8/1954	7/31/1967	02, 01, 21	0	0	
HM LIFE INS CO	5/11/1981	3/30/1982	02, 01	528698	45451	
HOMESTEADERS LIFE CO	1/5/1906	11/24/1986	02, 01	623393	306235	
HORACE MANN LIFE INS CO	8/9/1949	5/9/1960	02, 21, 01	1250676	1576382	
HUMANANA HLTH PLAN INC	8/23/1982	3/1/2008	02, 01	28059992	22882390	
HUMANANA INS CO	12/18/1968	8/6/1984	02, 01	71545039	53055167	2
HUMANADENTAL INS CO	1/1/2008	4/1/1977	02, 01	551565	333768	2
IA AMER LIFE INS CO	5/30/1980	6/30/1981	02, 01	5295	25712	
IDEALIFE INS CO	6/1/1981	12/12/1986	1	3129	24127	
ILLINOIS MUT LIFE INS CO	7/9/1912	5/28/1991	01, 21	320762	276436	
INDEPENDENCE LIFE & ANN CO	10/11/1945	7/13/1956	01, 02	0	0	
INDIVIDUAL ASSUR CO LIFE HLTH & ACC	10/18/1973	9/2/1981	21, 02, 01	-21406	31801	
INDUSTRIAL ALLIANCE INS & FIN SERV I	4/29/1967	3/11/2013	02, 01	85096	130906	
INTEGRITY LIFE INS CO	5/3/1966	7/23/1982	1	836998	1342695	
INVESTORS LIFE INS CO N AMER	6/18/1963	9/24/1968	01, 02	56751	42117	

### Summary of Idaho Business Life and Disability Insurers (continued)

Company Name	Incorporated Date	Licensed Date	Lines of Business	Direct Idaho Premiums Written	Direct Idaho Claims and Benefits	Complaint Counts as of 12/31/2014
JACKSON NATL LIFE INS CO	6/19/1961	6/12/1981	02, 01	90961595	52584866	1
JEFFERSON NATL LIFE INS CO	2/8/1937	9/20/1966	02, 01	2702825	585570	
JOHN ALDEN LIFE INS CO	5/17/1973	8/6/1973	01, 02	1145603	1125401	
JOHN HANCOCK LIFE & HLTH INS CO	5/27/1981	7/13/1982	01, 02	23448	269217	
JOHN HANCOCK LIFE INS CO USA	8/20/1955	6/20/1956	01, 02	80583696	83127502	1
KANAWHA INS CO	5/22/1958	7/25/1995	02, 01	205764	364527	
KANSAS CITY LIFE INS CO	5/1/1895	6/24/2013	01, 02	3069125	2574567	1
LAFAYETTE LIFE INS CO	12/26/1905	9/25/1973	01, 02	4627789	3708949	
LANDCAR LIFE INS CO	9/10/1980	5/2/1997	2	-9489	37339	
LANDMARK LIFE INS CO	8/6/1964	5/18/2011	01, 02	946	0	
LIBERTY BANKERS LIFE INS CO	11/14/1957	7/23/1987	02, 01	170651	878748	
LIBERTY LIFE ASSUR CO OF BOSTON	9/17/1963	6/18/1965	01, 21	3405256	4143053	2
LIBERTY NATL LIFE INS CO	7/1/1929	1/15/1980	21, 02, 01	738786	141845	
LIFE INS CO OF N AMER	9/21/1956	7/10/1957	02, 01	14387886	10892891	4
LIFE INS CO OF THE SOUTHWEST	3/7/1955	4/27/1982	02, 01	2391971	1658784	
LIFE OF THE SOUTH INS CO	9/22/1981	9/14/2006	01, 02	205339	28790	
LIFEMAP ASSUR CO	3/9/1964	12/17/1987	02, 21, 01	7824728	5205735	
LIFESECURE INS CO	6/11/1954	3/1/1983	1	277190	114273	
LIFESHIELD NATL INS CO	4/28/1982	3/3/1986	21, 02, 01	71	0	
LIFEWISE ASSUR CO	9/11/1981	5/9/1991	02, 01	436	53015	
LIFEWISE HLTH PLAN OF OR INC	8/7/1986	4/11/1995	02, 01	0	0	
LINCOLN BENEFIT LIFE CO	10/18/1938	4/1/1973	02, 01	6504786	12514114	
LINCOLN HERITAGE LIFE INS CO	8/15/1963	5/19/1975	01, 02	1971564	1191570	
LINCOLN LIFE & ANN CO OF NY	10/27/1897	11/3/1977	01, 02	20154	14140	
LINCOLN NATL LIFE INS CO	6/12/1905	9/1/1937	1	85190690	59626941	1
LINCOLN REPUBLIC INS CO	9/13/1935	9/3/1949	1	422	-9744	
LONDON LIFE REINS CO	3/26/1969	7/18/1978	01, 02	0	0	
LONGEVITY INS CO	1/8/1965	5/16/1968	01, 02, 21	0	0	
LOYAL AMER LIFE INS CO	5/18/1955	7/3/1972	01, 02	938332	661028	
MADISON NATL LIFE INS CO INC	10/17/1961	12/23/1987	02, 01	308693	203816	
MANHATTAN LIFE INS CO	5/29/1850	8/24/1959	1	524329	950727	
MANHATTAN NATL LIFE INS CO	12/20/1956	8/21/1963	01, 02	26713	87821	



**Summary of Idaho Business  
Life and Disability Insurers (continued)**

Company Name	Incorporated Date	Licensed Date	Lines of Business	Direct Idaho Premiums Written	Direct Idaho Claims and Benefits	Complaint Counts as of 12/31/2014
MAPFRE LIFE INS CO	6/24/1975	12/30/1977	02, 01	717	0	0
MARQUETTE NATL LIFE INS CO	11/10/1967	5/12/1982	02, 01	18589	7181	
MASSACHUSETTS MUT LIFE INS CO	5/15/1851	9/15/1949	02, 01	38996484	25517216	
MEDAMERICA INS CO	4/5/1966	8/19/1987	01, 02	398745	296668	
MEDCO CONTAINMENT LIFE INS CO	8/30/1954	9/29/1981	01, 02	5522388	5445241	
MEDICO CORP LIFE INS CO	3/16/1960	7/19/2006	224	0	0	
MEDICO INS CO	4/26/1930	9/5/1962	224	2550109	1731765	1
MEMBERS HLTH INS CO	5/20/1982	4/18/1983	21, 01, 02	0	0	
MEMBERS LIFE INS CO	2/27/1976	9/22/1978	01, 02	556744	0	
MERIT LIFE INS CO	9/11/1957	12/8/1975	01, 02	1343964	355056	
METLIFE INS CO USA	6/17/1863	6/25/1893	21	18413378	35911967	
METROPOLITAN LIFE INS CO	3/24/1868	5/3/1982	21, 02, 01	35084327	118073794	4
METROPOLITAN TOWER LIFE INS CO	3/4/1982	10/5/1983	01, 21	256033	524728	
MID WEST NATL LIFE INS CO OF TN	3/1/1965	7/5/1985	21, 02, 01	3004824	1425846	1
MIDLAND NATL LIFE INS CO	8/30/1906	4/2/1926	02, 01	18615524	11031886	2
MIDWESTERN UNITED LIFE INS CO	5/4/1948	6/22/1962	02, 01	12508	0	
MINNESOTA LIFE INS CO	8/6/1880	10/7/1947	02, 01	23712498	13397737	2
MML BAY STATE LIFE INS CO	4/1/1935	7/20/1981	01, 02	69391	27655	
MONY LIFE INS CO	4/12/1842	7/25/1893	02, 01	4362333	10653452	
MONY LIFE INS CO OF AMER	3/6/1969	4/15/1976	01, 02	2451597	4976545	1
MTL INS CO	12/5/1904	12/15/1969	01, 02	1025739	1318980	
MUNICH AMER REASSUR CO	10/29/1959	6/4/1981	02, 01	0	0	
MUTUAL OF AMER LIFE INS CO	1/3/1945	11/30/1982	01, 02	305676	955936	
MUTUAL OF OMAHA INS CO	3/5/1909	4/1/1920	01, 02	15315198	12281979	
NATIONAL BENEFIT LIFE INS CO	6/18/1962	5/31/1968	02, 01	72755	45261	
NATIONAL FARMERS UNION LIFE INS CO	12/7/1937	7/1/1950	01, 21, 02	33847	73145	
NATIONAL FOUND LIFE INS CO	8/2/1983	12/30/1983	02, 01	9348	22531	1
NATIONAL GUARDIAN LIFE INS CO	9/28/1909	11/3/1965	02, 01	2601831	1056761	1
NATIONAL HLTH INS CO	8/30/1965	6/29/1981	01, 02	4261	4596	
NATIONAL LIFE INS CO	11/13/1848	5/31/1946	01, 02	593258	1177285	
NATIONAL TEACHERS ASSOC LIFE INS CO	7/14/1938	6/8/1999	02, 01	11098	81	
NATIONAL WESTERN LIFE INS CO	7/16/1956	10/16/1959	01, 02	7930984	4627731	

### Summary of Idaho Business Life and Disability Insurers (continued)

Company Name	Incorporated Date	Licensed Date	Lines of Business	Direct Idaho Premiums Written	Direct Idaho Claims and Benefits	Complaint Counts as of 12/31/2014
NATIONWIDE LIFE & ANN INS CO	2/9/1981	3/12/1998	01, 02	3451640	3488598	
NATIONWIDE LIFE INS CO	3/21/1929	12/9/1955	02, 01	48216293	60484539	1
NEW ENGLAND LIFE INS CO	9/12/1980	9/25/1981	02, 01	318935	1671982	
NEW YORK LIFE INS & ANN CORP	11/3/1980	7/21/1981	01, 02	41177370	31787303	
NEW YORK LIFE INS CO	5/21/1841	5/1/1896	01, 02	21062534	31421611	2
NIPPON LIFE INS CO OF AMER	8/23/1972	6/4/1981	21, 02, 01	0	0	
NORTH AMER CO LIFE & HLTH INS	5/13/1886	7/9/1908	02, 01	6782024	6677324	
NORTH CAROLINA MUT LIFE INS CO	2/28/1899	1/25/1978	224	8	0	
NORTH COAST LIFE INS CO	2/5/1965	4/26/1966	01, 02	949460	1385219	
NORTHWESTERN LONG TERM CARE INS CO	9/18/1953	9/20/1965	01, 02	3463941	1522037	
NORTHWESTERN MUT LIFE INS CO	3/2/1857	5/1/1896	02, 21, 01	89866555	65696833	1
NYLIFE INS CO OF AZ	7/23/1987	3/15/1991	02, 01	229715	2098	
OCCIDENTAL LIFE INS CO OF NC	6/13/1906	7/27/1948	01, 21, 02	123768	77365	
OHIO NATL LIFE ASSUR CORP	6/26/1979	6/12/1980	02, 01	3961186	3729684	
OHIO NATL LIFE INS CO	9/9/1909	5/11/1933	02, 21, 01	14340611	12886043	
OHIO STATE LIFE INS CO	2/26/1906	5/7/1982	02, 01	34136	50258	
OLD AMER INS CO	12/11/1939	7/31/1969	1	1076069	442386	
OLD REPUBLIC LIFE INS CO	4/17/1923	1/8/1948	01, 02	226043	45814	
OLD UNITED LIFE INS CO	11/15/1963	8/25/1995	02, 01	0	0	
ONENATION INS CO	11/5/1974	9/2/1981	02, 01	0	0	
OXFORD LIFE INS CO	7/27/1965	12/20/1985	01, 02	503914	229707	
PACIFIC GUARDIAN LIFE INS CO LTD	8/3/1961	4/1/1973	01, 02	13114	0	
PACIFIC LIFE & ANN CO	9/20/1982	9/30/1990	02, 01	0	385302	
PACIFIC LIFE INS CO	1/2/1868	8/3/1936	1	31633238	30834303	1
PACIFICARE LIFE & HLTH INS CO	3/1/1967	12/9/1991	01, 02	0	0	
PAN AMER ASSUR CO	5/19/1981	10/17/2002	02, 01	20481	352	
PAN AMER LIFE INS CO	3/28/1911	10/1/1996	01, 02	1225967	1007235	
PARK AVENUE LIFE INS CO	11/19/1964	1/10/1991	01, 02	165	0	
PARKER CENTENNIAL ASSUR CO	1/8/1973	9/9/1975	02, 01, 21	0	3000	
PAUL REVERE LIFE INS CO	6/10/1930	9/4/1930	02, 01	447410	1587083	
PAUL REVERE VARIABLE ANN INS CO	8/6/1965	9/23/1969		701	0	
PAVONIA LIFE INS CO OF MI	12/18/1980	8/16/1991	02, 01	262906	145099	

### Summary of Idaho Business Life and Disability Insurers (continued)

Company Name	Incorporated Date	Licensed Date	Lines of Business	Direct Idaho Premiums Written	Direct Idaho Claims and Benefits	Complaint Counts as of 12/31/2014
PENN INS & ANN CO	7/3/1980	10/15/1981	21, 01, 02	616944	732662	
PENN MUT LIFE INS CO	2/24/1847	4/8/1902	1	4797345	2999349	
PENNSYLVANIA LIFE INS CO	1/12/1948	5/27/1954	02, 21, 01	239209	113443	
PHARMACISTS LIFE INS CO	5/21/1979	12/17/2001	01, 02	6178	0	
PHILADELPHIA AMER LIFE INS CO	1/6/1978	3/1/1978	01, 02	18021	10891	
PHILADELPHIA FINANCIAL LIFE ASSUR CO	1/29/1960	4/30/1996	02, 01, 21	0	0	
PHIL VARIABLE INS CO	7/15/1981	6/7/1983	01, 02	3363681	3252489	
PHOENIX LIFE & ANN CO	11/2/1981	8/6/1982	01, 02	17939	0	
PHOENIX LIFE INS CO	5/1/1851	4/22/1927	21, 01, 02	469405	1469052	
PHYSICIANS LIFE INS CO	1/15/1970	11/30/1970	01, 02, 21	706535	494748	
PHYSICIANS MUT INS CO	2/10/1902	8/2/1965	01, 02	820240	184173	
PIONEER AMER INS CO	4/23/1946	12/18/1958	01, 02	109690	65129	
PIONEER MUT LIFE INS CO	1/1/2002	1/20/1948	02, 21, 01	314962	338987	
PIONEER SECURITY LIFE INS CO	1/12/1955	4/14/1982	1	34712	36000	
PRIMERICA LIFE INS CO	9/19/1927	2/12/1952	21, 01	7390082	5088511	
PRINCIPAL LIFE INS CO	6/24/1879	8/13/1901	01, 02	27431101	20612982	1
PRINCIPAL NATL LIFE INS CO	11/6/1967	10/2/1972	1	2115135	0	
PROFESSIONAL INS CO	11/12/1936	8/31/1995	01, 02	5672	0	
PROTECTIVE LIFE INS CO	7/24/1907	1/27/1971	02, 01	10492693	13120473	1
PROVIDENT AMER LIFE & HLTH INS CO	4/6/1949	8/19/1987	21, 01, 02	41184	11335	
PROVIDENT LIFE & ACCIDENT INS CO	5/24/1887	1/1/1928	2	2293945	3824602	
PROVIDENT LIFE & GAS INS CO	10/17/1951	11/26/1985	01, 02	19581	15191	
PRUCO LIFE INS CO	12/23/1971	5/17/1976	01, 02	41128974	26607389	
PRUDENTIAL ANN LIFE ASSUR CORP	5/21/1969	4/5/1977	01, 02	469206	44556869	
PRUDENTIAL INS CO OF AMER	4/3/1873	1/1/1902	01, 02	75918807	116214540	2
PRUDENTIAL RETIREMENT INS & ANN CO	1/14/1981	12/16/1987	01, 02	18363	5528973	
PURITAN LIFE INS CO OF AMER	6/2/1958	9/15/1980	1	10492	5465	
PYRAMID LIFE INS CO	5/26/1913	11/5/1959	2	22097	35475	
REGENE BLUESHIELD OF ID INC	2/23/1946	2/23/1946	01, 02	432822001	356087076	43
RELIABLE LIFE INS CO	12/29/1911	12/4/1970	2	0	0	
RELANCE STANDARD LIFE INS CO	4/2/1907	7/20/1966	01, 02	3571115	3932774	
RELIASTAR LIFE INS CO	9/15/1885	4/30/1901	01, 02	9667964	12372029	1

### Summary of Idaho Business Life and Disability Insurers (continued)

Company Name	Incorporated Date	Licensed Date	Lines of Business	Direct Idaho Premiums Written	Direct Idaho Claims and Benefits	Complaint Counts as of 12/31/2014
RELIARSTAR LIFE INS CO OF NY	6/11/1917	5/6/1949	01, 02, 21	46925	29758	
RENAISSANCE LIFE & HLTH INS CO OF AM	4/29/1953	8/25/1953	02, 01	187573	160594	
RESERVE NATL INS CO	9/19/1956	9/25/1978	01, 02	172543	51591	
RESOURCE LIFE INS CO	10/14/1963	1/14/1971	2	0	-2098	
RG A REINS CO	8/3/1981	8/11/1982	2	0	0	
RIVERSOURCE LIFE INS CO	8/7/1957	11/19/1959	2	18214278	34192629	
S USA LIFE INS CO INC	3/8/1995	3/20/1997	1	7534	5085	
SAGICOR LIFE INS CO	4/5/1954	8/31/1977	01, 02	1147891	794177	
SCOR GLOBAL LIFE USA REINS CO	7/13/1982	8/16/1962	01, 02	0	0	
SEARS LIFE INS CO	5/4/1956	9/5/1961	02, 01	134544	61622	
SECURIAN LIFE INS CO	12/11/1981	10/20/1982	2	304061	190674	
SECURITAS FINANCIAL LIFE INS CO	9/14/1981	7/13/1982	1	0	0	
SECURITY BENEFIT LIFE INS CO	2/22/1892	1/2/1950	1	31100179	7507917	
SECURITY LIFE INS CO OF AMER	5/17/1956	10/10/1967	02, 21, 01	411452	306394	1
SECURITY LIFE OF DENVER INS CO	8/13/1929	2/11/1960	2	3843762	10301654	
SECURITY MUT LIFE INS CO OF NY	11/6/1886	10/19/1983	2	69989	1782	
SECURITY NATL LIFE INS CO	1/31/1967	12/4/1970	01, 02	34868	175809	
SEECCHANGE HLTH INS CO	5/14/1956	7/31/1996	02, 01	0	0	
SELECTHEALTH BENEFIT ASSUR CO INC	5/8/1992	5/23/2014	2	1148172	986089	
SENIOR HLTH INS CO OF PA	7/5/1887	7/5/1887	2	248727	1496266	
SENIOR LIFE INS CO	12/22/1970	1/9/2007	02, 01	26108	2061	
SENTINEL SECURITY LIFE INS CO	5/12/1948	5/31/1960	02, 21, 01	1655917	974301	
SENTRY LIFE INS CO	10/23/1958	12/14/1960	01, 02	1197032	595731	
SETTLERS LIFE INS CO	5/25/1982	7/27/1983	01, 02, 21	2685	4032	
SHELTERPOINT INS CO	4/16/1979	10/16/1991	02, 01	0	0	
SIERRA HLTH & LIFE INS CO INC	8/16/1906	9/18/1942	01, 02, 21	-17545	-29	
SILVERSCRIPT INS CO	5/11/2005	1/9/2007	02, 01	14825507	10575931	
SMART INS CO	2/28/1972	1/21/1998	02, 21, 01	0	0	
STANDARD INS CO	2/24/1906	9/27/1920	01, 02, 21	36467667	28638733	1
STANDARD LIFE & ACCIDENT INS CO	2/26/1976	1/26/1979	01, 02	282024	226367	
STANDARD SECURITY LIFE INS CO OF NY	6/28/1957	6/15/1960	02, 01, 21	1015714	973918	
STARMOUNT LIFE INS CO	8/24/1983	4/8/2008	02, 01	30212	5071	

**Summary of Idaho Business  
Life and Disability Insurers (continued)**

Company Name	Incorporated Date	Licensed Date	Lines of Business	Direct Idaho Premiums Written	Direct Idaho Claims and Benefits	Complaint Counts as of 12/31/2014
STATE FARM HLTH INS CO	2/25/1982	7/26/1982	01, 02, 21	0	0	0
STATE FARM LIFE INS CO	1/16/1929	10/2/1952	02, 01	22956903	17360732	
STATE LIFE INS CO	12/30/2004	2/1/1982	01, 02, 21	6109452	830554	
STATE MUT INS CO	2/14/1894	5/20/1993	02, 01	147195	169372	
STERLING INVESTORS LIFE INS CO	7/14/1978	11/30/1982	01, 02	125194	67498	
STERLING LIFE INS CO	1/7/1958	1/5/1978	01, 21, 02,	7193971	5864634	
STONEBRIDGE LIFE INS CO	11/19/1900	12/5/1967	02, 01	3314524	2655476	
SUN LIFE & HLTH INS CO	1/1/1973	11/24/1976	21, 02, 01	69961	422480	
SUNSET LIFE INS CO OF AMER	5/12/1937	12/27/1938	01, 02	433545	502731	
SURETY LIFE INS CO	3/31/1936	7/6/1945	01, 02	218220	137925	
SWISS RE LIFE & HLTH AMER INC	6/29/1967	9/20/1983	02, 21, 01,	0	27600	
SYMETRA LIFE INS CO	1/23/1957	6/21/1957	02, 01	9991933	12831077	1
SYMETRA NATL LIFE INS CO	9/4/1979	7/28/1980	02, 01	4168	11073	
SYMPHONIX HLTH INS INC	3/29/1974	8/23/1983	02, 01, 21	443428	370373	
TEACHERS INS & ANN ASSOC OF AMER	3/4/1918	9/1/1972	02, 01	25259773	33113161	
TEXAS LIFE INS CO	1/9/1901	1/8/1991	02, 01	840492	215744	
THE SAVINGS BANK LIFE INS CO OF MA	3/31/1991	3/1/2011	1	381706	865	
THRIVENT LIFE INS CO	4/20/1982	8/24/1983	02, 01	571048	473407	
TIAA CREF LIFE INS CO	11/20/1996	12/28/1999	2	1738466	469283	
TIME INS CO	2/11/1910	10/1/1956	01, 02	7560154	6345342	
TOWN & COUNTRY LIFE INS CO	4/13/1955	9/26/1984	02, 01	0	0	
TRANS WORLD ASSUR CO	10/3/1962	12/19/1977	1	40198	6000	
TRANSAMERICA ADVISORS LIFE INS CO	1/27/1986	6/27/1988	01, 02	670	3242993	
TRANSAMERICA FINANCIAL LIFE INS CO	10/3/1947	10/3/1995	01, 02, 21	2197022	3570605	
TRANSAMERICA LIFE INS CO	4/19/1961	5/11/1971	02, 01	31313384	30429052	2
TRANSAMERICA PREMIER LIFE INS CO	3/5/1858	10/26/1985	01, 02	7665053	7841602	1
TRUASSURE INS CO	5/24/1979	3/1/2013	21, 02, 01	0	0	
TRUSTMARK INS CO	1/18/1913	5/7/1924	01, 02	276632	394754	
TRUSTMARK LIFE INS CO	1/25/1925	8/1/1951	02, 01	1909218	2110224	
UBS LIFE INS CO USA	8/14/1956	11/18/1959	01, 02, 21	0	0	
ULICO LIFE INS CO	10/25/1947	1/7/1981	02, 01	3647	600	
UNICARE LIFE & HLTH INS CO	6/11/1971	7/21/1981	01, 02	295333	450846	

**Summary of Idaho Business  
Life and Disability Insurers (continued)**

Company Name	Incorporated Date	Licensed Date	Lines of Business	Direct Idaho Premiums Written	Direct Idaho Claims and Benefits	Complaint Counts as of 12/31/2014
UNIFIED LIFE INS CO	5/11/2001	12/21/2001	02, 01, 21	167000	83878	1
UNIMERICA INS CO	12/1/1980	10/21/2002	01, 02	514938	173049	
UNION FIDELITY LIFE INS CO	9/2/1925	12/20/1948	01, 02	316082	108926	
UNION LABOR LIFE INS CO	10/26/1925	6/11/1973	02, 01	126308	248413	
UNION SECURITY INS CO	3/26/1910	1/1/1963	21, 01, 02	2543977	3199345	1
UNITED AMER INS CO	8/14/1981	2/26/1982	02, 01	1723188	1389184	1
UNITED BENEFIT LIFE INS CO	6/26/1957	6/14/1984	21, 02, 01	0	0	
UNITED CONCORDIA INS CO	10/20/1975	12/6/1991	21, 01	112852	110186	
UNITED FIDELITY LIFE INS CO	9/1/1977	8/31/1978	01, 02	32940	386762	
UNITED HERITAGE LIFE INS CO	7/7/1934	12/30/1948	02, 01, 21	11220886	12061190	
UNITED HOME LIFE INS CO	11/23/1948	11/15/1956	02, 01	82328	27568	
UNITED INS CO OF AMER	10/15/1927	10/27/1950	01, 02	644	2398	
UNITED LIFE INS CO	5/8/1962	8/4/1987	02, 01	408559	286997	
UNITED NATL LIFE INS CO OF AMER	12/14/1960	11/25/1992	02, 01, 21	10636	21471	
UNITED OF OMAHA LIFE INS CO	8/9/1926	3/4/1927	01, 02	21847444	16141983	1
UNITED SECURITY ASSUR CO OF PA	10/22/1982	8/18/2009	02, 01	3492	1640	
UNITED STATES LIFE INS CO IN THE CIT	2/25/1850	11/17/1961	02, 01	861639	170876	
UNITED TEACHER ASSOC INS CO	12/15/1958	11/22/1991	01, 02, 21	210942	143982	
UNITED WORLD LIFE INS CO	1/28/1970	8/10/1970	01, 02	3327561	2143492	
UNITEDHEALTHCARE INS CO	3/24/1972	11/30/1972	01, 02	196516292	154663597	8
UNITEDHEALTHCARE LIFE INS CO	12/10/1982	4/16/1991	02, 01	0	0	
UNITY FINANCIAL LIFE INS CO	5/6/1964	7/24/1996	02, 01	6650	5304	
UNIVERSAL GUAR LIFE INS CO	11/15/1966	6/16/1993	02, 01	5110	1464	
UNIVERSAL UNDERWRITERS LIFE INS CO	12/21/1964	10/10/1967	01, 02	112384	6156	
UNUM LIFE INS CO OF AMER	8/24/1966	6/18/1970	02, 01	8357027	6015392	1
US BR SUN LIFE ASSUR CO OF CANADA	3/18/1865	7/23/1926	02, 01, 21	5261132	4961613	
US HLTH & LIFE INS CO INC	1/11/1982	5/16/1988	01, 21	0	0	
USAA LIFE INS CO	6/26/1963	9/14/1966	21, 01, 02	8941697	9089439	
USABLE LIFE	4/20/1978	11/8/1996	01, 02	1711792	584016	
VANTIS LIFE INS CO	6/20/1963	7/12/2005	01, 02	47982	17032	
VARIABLE ANN LIFE INS CO	8/21/1968	12/19/1969	01, 02, 21	19285998	30911007	
VOYA INS & ANN CO	1/2/1973	5/25/1973	01, 02	9566036	41478732	

### Summary of Idaho Business Life and Disability Insurers (continued)

Company Name	Incorporated Date	Licensed Date	Lines of Business	Direct Idaho Premiums Written	Direct Idaho Claims and Benefits	Complaint Counts as of 12/31/2014
VOYA RETIREMENT INS & ANN CO	1/13/1976	11/17/1976	01, 02	26275089	62437335	
WASHINGTON NATL INS CO	5/26/1923	11/20/1923	02, 01	4479275	5957774	1
WELLCARE HLTH INS OF AZ INC	11/15/1972	7/19/1983	01, 21, 02	0	0	
WELLCARE HLTH INS OF KY INC	3/27/1962	3/19/1991	1	0	0	
WELLCARE PRESCRIPTION INS INC	3/24/2005	12/6/2006	01, 02	3559716	3334053	
WELLINGTON LIFE INS CO	7/23/1975	10/29/1984	02, 01	0	0	
WEST COAST LIFE INS CO	2/8/1915	1/1/1916	01, 02	3285733	4926965	
WESTERN & SOUTHERN LIFE INS CO	2/23/1888	8/16/1957	02, 01	50408	94744	
WESTERN SOUTHERN LIFE ASSUR CO	12/1/1980	1/6/1982	21, 01, 02	88288	2218020	
WESTERN UNITED LIFE ASSUR CO	6/3/1963	1/6/1982	01, 21, 02	15171003	9985912	
WILLIAM PENN LIFE INS CO OF NY	9/12/1962	8/2/2002	01, 21	16114	0	
WILTON REASSUR CO	12/4/1900	7/28/1987	02, 01	0	0	
WILTON REASSUR LIFE CO OF NY	3/24/1955	7/31/1958	02, 01	26063	1537	
WMI MUT INS CO	7/1/1987	12/17/1996	02, 01	1292701	1028595	
XL LIFE INS & ANN CO	2/21/1978	9/19/1979	02, 01	0	0	
ZALE LIFE INS CO	5/4/1964	2/1/2006	02, 01	3782	-23	
ZURICH AMER LIFE INS CO	1/6/1947	8/17/1981	01, 02, 21	504970	2367623	

#### Lines of Business Code

- 01 - LIFE
- 02 - DISABILITY - EXCLUDING MANAGED CARE
- 21 - VARIABLE
- 23 - DISABILITY - INCLUDING MANAGED CARE
- 24 - MANAGED CARE ONLY

## Summary of Idaho Business Property and Casualty

Company Name	Incorporated Date	Licensed Date	Lines of Business	Direct Idaho Premiums Written	Direct Idaho Claims and Benefits	Complaint Counts as of 12/31/2014
21ST CENTURY ASSUR CO	9/21/1989	8/6/2009	04, 03, 02, 05	0	0	
21ST CENTURY CAS CO	9/8/1987	7/30/2009	03, 05	0	0	
21ST CENTURY CENTENNIAL INS CO	7/7/1977	11/17/1981	02, 04, 05, 03	2941461	2237912	1
21ST CENTURY IND INS CO	11/10/1980	1/1/1981	02, 03, 04, 07, 05	0	-1033	
21ST CENTURY INS CO	11/1/1967	3/16/2001	03, 04, 05	0	0	1
21ST CENTURY INS CO OF THE SW	12/20/1995	7/30/2009	03, 05	0	0	
21ST CENTURY N AMER INS CO	9/19/1985	9/30/1985	03, 04, 07, 05	1046592	414003	
21ST CENTURY PREMIER INS CO	2/6/1866	7/13/1919	05, 04, 03, 07, 02	257	-4371	
21ST CENTURY SECURITY INS CO	12/13/1951	10/16/1981	06, 03, 04	0	0	
ACA FIN GUAR CORP	6/25/1986	3/16/1988	7	0	0	
ACADIA INS CO	4/2/1992	11/6/2008	02, 04, 07, 03, 06	0	0	
ACCEPTANCE CAS INS CO	7/2/1920	7/10/1951	03, 07, 05, 04	0	0	
ACCIDENT FUND GEN INS CO	6/20/2005	5/1/2009	6	57996	28263	
ACCIDENT FUND INS CO OF AMER	11/10/1994	10/1/2002	6	117097	42389	
ACCIDENT FUND NATL INS CO	6/20/2005	5/1/2009	6	446	-5121	
ACCREDITED SURETY & CAS CO INC	7/6/1971	7/16/1997	05, 07	9678	-27	
ACE AMER INS CO	11/1/1945	4/25/1968	02, 04, 03, 06, 07	8267044	1021311	
ACE FIRE UNDERWRITERS INS CO	1/24/1941	8/29/1968	06, 04, 03, 02, 07	28288	-29632	
ACE PROP & CAS INS CO	6/5/1819	12/18/1884	03, 06, 07, 04, 02	20836933	22307157	
ACIG INS CO	1/25/1985	10/23/1995	06, 07, 03, 04	-17012	-5098	
ACSTAR INS CO	11/23/1970	7/2/1973	02, 04, 05, 07, 03	8680	-491	
ACUITY A MUT INS CO	8/11/1925	5/27/1981	03, 07, 05, 04	10640571	2517347	2
ADM INS CO	6/17/1986	12/9/1997	07, 03, 04, 05	11872	0	
ADMIRAL IND CO	4/6/1992	5/24/2001	07, 03, 04, 05	0	0	
ADVANTAGE WORKERS COMP INS CO	9/4/1981	12/4/1984	06, 07	2418067	2466451	
AEGIS SECURITY INS CO	5/25/1977	3/3/1986	02, 03, 05, 07, 04	35319	404	
AETNA INS CO OF CT	1/3/1990	2/11/1991	05, 04	98165	65912	
AFFILIATED FM INS CO	5/6/1949	5/28/1991	04, 05, 07, 03	3194846	346654	
AFFIRMATIVE INS CO	6/10/1983	10/5/1982	04, 05, 07, 03	0	0	
AGCS MARINE INS CO	10/31/1961	10/25/1990	04, 03, 05	1176903	210312	
AGRI GEN INS CO	6/7/1983	1/23/1992	03, 05, 04	24434	-4679	
AIG ASSUR CO	9/26/1946	8/21/1952	03, 06, 04	8025	-19661	



### Summary of Idaho Business Property and Casualty (continued)

Company Name	Incorporated Date	Licensed Date	Lines of Business	Direct Idaho Premiums Written	Direct Idaho Claims and Benefits	Complaint Counts as of 12/31/2014
AIG PROP CAS CO	5/17/1871	4/1/2013	04, 02, 06, 07, 03	5262754	-5615849	
AIOI NISSAY DOWA INS CO OF AMER	1/11/1994	4/1/1962	07, 03, 06, 04	0	0	
AIU INS CO	12/1/1913	12/1/2007	03, 07, 04, 06	0	-21772	
ALAMANCE INS CO	11/30/1998	3/22/1991	07, 03, 04, 06	0	0	
ALASKA NATL INS CO	4/30/1979	8/27/1984	03, 06, 07, 04	15006819	11075803	
ALEA NORTH AMERICA INS CO	6/30/1932	12/19/1995	02, 06, 07, 04, 03	0	-35533	
ALLEGHENY CAS CO	4/15/1936	3/27/1975	7	238595	2125	
ALLIANCE INS CO INC	12/31/1959	12/31/1977	03, 04, 07, 05	453866	154072	
ALLIANZ GLOBAL RISKS US INS CO	9/16/1977	12/1/2013	03, 06, 07, 04	1880783	237047	
ALLIED INS CO OF AMER	2/16/2005	11/3/1989	07, 04, 03, 06	0	0	
ALLIED PROP & CAS INS CO	4/29/1983	1/3/1995	03, 05, 07, 04	6929939	4563328	1
ALLIED WORLD INS CO	8/18/1986	9/13/2007	07, 05, 03, 04	55062	750427	
ALLIED WORLD NATL ASSUR CO	9/12/1996	10/13/1995	05, 03, 07, 04	1346461	363465	
ALLIED WORLD SPECIALTY INS CO	1/14/1972	10/30/1981	07, 04, 05, 03	1269772	219587	
ALLMERICA FIN ALLIANCE INS CO	4/26/1995	6/4/1984	05, 07, 04, 03	0	0	
ALLMERICA FIN BENEFIT INS CO	12/28/2000	5/27/1981	06, 03, 07, 04	130817	36048	
ALLSTATE FIRE & CAS INS CO	9/6/1972	11/2/1961	07, 03, 04, 05	44834241	26575371	12
ALLSTATE IND CO	7/7/1960	5/9/1947	03, 04, 07, 06	18201129	9859927	4
ALLSTATE INS CO	3/21/1931	5/9/1947	02, 07, 06, 04, 03	18010872	8900873	10
ALLSTATE NORTHBROOK IND CO	12/20/1978	8/12/1981	02, 04, 06, 07, 03	0	9	
ALLSTATE PROP & CAS INS CO	2/14/1985	6/15/2001	07, 03, 04, 05	17381844	9922713	1
ALLSTATE VEHICLE & PROP INS CO	8/20/1979	9/2/1982	04, 05, 07, 03	5308481	2891171	1
ALPHA PROP & CAS INS CO	12/19/1979	10/23/1995	05, 04, 03	6102838	3301147	2
ALPS PROP & CAS INS CO	9/22/1986	9/30/2013	5	2439389	3226667	
ALTERRA AMER INS CO	12/18/1919	4/1/1962	03, 04, 07, 02, 05	270175	106119	
AMBAC ASSUR CORP	2/25/1970	2/19/1971	7	0	0	
AMCO INS CO	12/31/1958	7/7/1965	03, 04, 06, 07	8777962	4381657	1
AMERICAN AGRI BUSINESS INS CO	5/20/1948	12/5/2000	03, 05	9502527	13194196	
AMERICAN ALT INS CORP	4/26/1923	7/31/1998	06, 07, 03, 04, 02	1819762	1020682	
AMERICAN AUTOMOBILE INS CO	12/14/1911	10/24/1924	02, 07, 03, 06, 04	401692	127347	
AMERICAN BANKERS INS CO OF FL	10/29/1947	11/21/1950	02, 03, 04, 07, 05	9015979	2965008	
AMERICAN CAS CO OF READING PA	7/31/1902	10/20/1939	02, 04, 03, 07, 06	2757581	737714	

**Summary of Idaho Business  
Property and Casualty (continued)**

Company Name	Incorporated Date	Licensed Date	Lines of Business	Direct Idaho Premiums Written	Direct Idaho Claims and Benefits	Complaint Counts as of 12/31/2014
AMERICAN CENTENNIAL INS CO	3/25/1970	7/9/1975		0	0	
AMERICAN COMMERCE INS CO	9/18/1946	6/19/1957	02, 05, 04, 03	3377010	1967003	1
AMERICAN COMPENSATION INS CO	12/6/1991	3/1/2008	6	179147	-63140	
AMERICAN CONTRACTORS IND CO	9/25/1990	2/23/1999	7	495372	68402	
AMERICAN ECONOMY INS CO	10/19/1959	10/20/1965	02, 06, 07, 04, 03	2805342	975503	
AMERICAN EMPIRE INS CO	11/26/1979	8/26/1981	03, 04, 05, 07	0	0	
AMERICAN EQUITY SPECIALTY INS CO	1/29/1997	7/21/1999	03, 04, 05	0	-77	
AMERICAN FAMILY HOME INS CO	1/28/1965	9/6/1983	03, 07, 04, 06	215260	73186	
AMERICAN FAMILY INS CO	11/21/1995	12/1/2014	03, 06, 04, 07	0	0	
AMERICAN FAMILY MUT INS CO	5/18/1927	4/5/2001	06, 07, 03, 04, 02	33398577	20422680	10
AMERICAN FARMERS & RANCHERS INS CO	11/13/1979	6/27/2000	07, 03, 04, 05	0	-500	
AMERICAN FARMERS & RANCHERS MUT INS	1/1/1982	5/3/2005	03, 05	0	-687	
AMERICAN FIRE & CAS CO	1/1/1906	5/27/1981	03, 04, 06, 07	2470214	919509	
AMERICAN GUAR & LIAB INS	7/17/1939	12/12/1939	04, 07, 03, 06	2408873	155892	
AMERICAN HALLMARK INS CO OF TX	2/17/1982	6/20/2005	07, 03, 04, 05	6823332	3560437	
AMERICAN HLTHCARE IND CO	10/3/1980	11/1/1989	03, 05, 07	0	0	
AMERICAN HOME ASSUR CO	2/7/1899	4/1/1962	03, 04, 02, 07, 06	-575982	970399	
AMERICAN INS CO	2/20/1846	4/30/1901	06, 07, 04, 02, 03	1790214	2033369	
AMERICAN INTERSTATE INS CO	12/21/1973	1/6/1997	07, 03, 04, 06	58377	-8	1
AMERICAN MERCURY INS CO	11/30/1962	10/11/1977	04, 07, 03, 05	136261	67533	
AMERICAN MINING INS CO	2/7/1984	1/1/2009	06, 03, 04	435252	5938	
AMERICAN MODERN HOME INS CO	1/25/1965	1/27/1975	06, 02, 03, 07, 04	1710569	745527	
AMERICAN MODERN PROP & CAS INS CO	5/12/1982	10/21/2014	04, 05, 03	0	0	
AMERICAN MODERN SELECT INS CO	8/15/1980	5/20/2005	03, 04, 05	668471	185723	
AMERICAN MUT SHARE INS CORP	5/7/1974	3/1/1984	99	0	0	
AMERICAN NATL GEN INS CO	12/30/1980	6/25/1984	04, 03, 02, 05	223400	373587	
AMERICAN NATL PROP & CAS CO	10/1/1973	11/7/1979	06, 03, 04, 02	3380020	2918551	1
AMERICAN PET INS CO	12/7/2000	4/12/2012	4	67919	46047	
AMERICAN RELIABLE INS CO	7/17/1952	8/18/1958	03, 04, 05, 02, 07	1341349	228260	
AMERICAN ROAD INS CO	12/28/1959	10/11/1962	05, 03, 07, 04	242503	60123	
AMERICAN SAFETY CAS INS CO	6/9/1981	7/13/1982	04, 03, 07, 06	3390	-40269	
AMERICAN SECURITY INS CO	8/12/1938	12/30/1983	02, 03, 05, 04	516206	-8973	

## Summary of Idaho Business Property and Casualty (continued)

Company Name	Incorporated Date	Licensed Date	Lines of Business	Direct Idaho Premiums Written	Direct Idaho Claims and Benefits	Complaint Counts as of 12/31/2014
AMERICAN SELECT INS CO	8/21/1959	3/1/2013	03, 06, 04	0	0	
AMERICAN SENTINEL INS CO	5/16/1956	2/23/2004	04, 03, 02, 06	2651	-6848	
AMERICAN SERV INS CO INC	3/11/1983	11/18/2004	03, 04, 05, 07	444290	80686	
AMERICAN SOUTHERN HOME INS CO	7/29/1982	9/16/2005	05, 07, 03, 04	52051	8671	
AMERICAN STANDARD INS CO OF WI	4/5/1961	4/5/2001	05, 03	659775	309547	
AMERICAN STATES INS CO	7/15/1929	11/26/1965	02, 03, 07, 04, 06	6900765	1372945	
AMERICAN STATES PREFERRED INS CO	7/26/1979	8/18/1981	04, 05, 03	1387712	262164	1
AMERICAN SUMMIT INS CO	12/15/1955	5/19/1966	03, 07, 05	991	32	
AMERICAN SURETY CO	3/9/1964	3/18/1997	7	40324	4143	
AMERICAN WEST INS CO	12/27/1990	6/29/1995	04, 07, 05, 03	0	0	
AMERICAN ZURICH INS CO	8/19/1981	10/26/1982	07, 04, 03, 06	4275008	1484752	
AMERISURE INS CO	5/21/1968	3/1/2012	07, 03, 04, 06	9104	16172	
AMERISURE MUT INS CO	9/12/1912	9/1/1912	03, 04, 06, 07	407277	98230	
AMERISURE PARTNERS INS CO	3/22/2000	3/1/2012	03, 07, 06, 04	0	0	
AMEX ASSUR CO	1/30/1973	9/26/1980	03, 04, 06, 07, 02	548488	145364	
AMGUARD INS CO	6/10/1982	1/1/2004	06, 04, 03	0	0	
AMICA MUT INS CO	3/1/1907	1/1/1973	03, 04, 05	1983418	1508227	1
AMTRUST INS CO OF KS INC	1/10/1972	8/13/1992	03, 04, 07, 06	1515050	1057208	1
ARCH IND INS CO	7/23/1969	12/15/1969	04, 07, 03, 06	0	0	
ARCH INS CO	12/15/1971	4/15/1988	03, 04, 06, 02, 07	4955187	1217492	
ARCH MORTGAGE ASSUR CO	3/3/1969	7/28/2000	9	0	0	
ARCH MORTGAGE GUAR CO	12/21/1966	4/26/1968	9	3105	0	
ARCH MORTGAGE INS CO	12/30/1980	10/23/1981	9	1761408	284012	
ARCH REINS CO	7/20/1995	1/1/2004	06, 07, 03, 04, 02	0	0	
ARGONAUT INS CO	5/21/1957	10/17/1957	02, 04, 06, 07, 03	1301106	455514	
ARGONAUT MIDWEST INS CO	3/19/1962	11/17/1980	06, 07, 04, 03	40654	5065	
ARIZONA AUTOMOBILE INS CO	2/25/2003	10/21/2009	5	0	0	
ARMED FORCES INS EXCH	8/1/1982	9/9/1986	05, 04, 03	176641	22161	
ARROWOOD IND CO	9/30/1910	3/31/1980	04, 02, 07, 06, 03	0	-159609	
ASHMERE INS CO	10/6/1981	1/29/1992	02, 05, 07, 04, 03	0	0	
ASPEN AMER INS CO	11/13/1990	6/1/1993	07, 03, 04, 06	106268	45565	
ASSOCIATED IND CORP	12/21/1922	1/2/1930	04, 06, 03, 07, 02	2364047	433764	

### Summary of Idaho Business Property and Casualty (continued)

Company Name	Incorporated Date	Licensed Date	Lines of Business	Direct Idaho Premiums Written	Direct Idaho Claims and Benefits	Complaint Counts as of 12/31/2014
ASSOCIATED LOGGERS EXCH	7/24/1979	7/24/1979	10	10612506	4819427	
ASSURANCE CO OF AMER	6/20/1945	5/20/1970	03, 04, 07, 06	9221	47944	
ASSURED GUAR CORP	10/25/1985	11/5/2001	07, 05	0	0	
ASSURED GUAR MUNICIPAL CORP	3/16/1984	6/27/1988	7	226460	0	
ATAIN INS CO	4/16/1987	3/1/2008	03, 05, 04	5950	0	
ATLANTA INTL INS CO	1/1/1929	8/24/1950	04, 07, 03, 06	0	0	
ATLANTIC SPECIALTY INS CO	6/27/1986	3/1/2005	07, 03, 04, 02, 06	1801826	590459	
ATRADIUS TRADE CREDIT INS CO	1/14/1993	10/5/1998	5	874046	113652	
ATX PREMIER INSURANCE COMPANY	11/30/1989	7/24/1991	5	0	0	
AUSTIN MUT INS CO	6/11/1896	10/15/1999	03, 04, 05	467697	54713	
AUTO OWNERS INS CO	7/1/1916	12/1/2005	02, 03, 04, 07, 06	25452099	14579831	11
AUTOMOBILE INS CO OF HARTFORD CT	6/25/1965	4/16/1970	03, 05	2186270	1131884	5
AUTOONE INS CO	5/11/1988	3/22/2006	02, 04, 07, 03, 06	0	0	
AVEMCO INS CO	3/14/1960	4/24/1964	02, 04, 05, 07, 03	326162	194750	
AXA ART INS CORP	9/17/1986	3/20/1991	03, 04, 05	-84	-3575	
AXA INS CO	11/23/1990	1/1/1991	03, 07, 04, 06	142842	-75151	
AXIS INS CO	9/25/1979	1/11/1982	02, 06, 07, 04, 03	720245	714808	1
AXIS REINS CO	7/25/1991	11/5/1992	03, 04, 05, 07	2453	-58818	
AXIS SPECIALTY INS CO	1/12/1983	3/25/2010	2	0	-44468	
BADGER MUT INS CO	6/6/1891	5/12/2008	04, 03, 05, 07	457428	193612	
BALBOA INS CO	2/6/1948	8/25/1955	03, 05, 04, 07, 02	-19548	8349	
BANKERS INS CO	5/11/1976	9/8/1995	07, 05, 04, 03	78492	200	
BANKERS STANDARD FIRE & MARINE CO	10/29/1943	6/7/1944	03, 06, 04	0	0	
BANKERS STANDARD INS CO	5/15/1962	8/30/1972	02, 03, 07, 06, 04	432965	100086	
BCS INS CO	12/5/1950	4/22/1970	02, 07, 05, 04, 03	832569	297027	
BEAZLEY INS CO INC	8/29/1978	10/28/1981	04, 02, 07, 05, 03	652823	-772713	
BEDIVERE INS CO	6/1/1956	9/14/1956	06, 07, 04, 03	534	-40052	
BENCHMARK INS CO	5/5/1964	8/25/1966	07, 03, 02, 04, 06	58268	-9919	
BERKLEY INS CO	12/18/1975	7/13/1982	07, 04, 02, 03, 06	1153636	-31242	
BERKLEY NATL INS CO	9/30/1980	6/1/2008	02, 07, 04, 03, 06	899783	184380	
BERKLEY REGIONAL INS CO	12/17/1985	4/29/1988	07, 02, 06, 03, 04	187478	-71877	
BERKSHIRE HATHAWAY ASSUR CORP	12/21/2007	4/4/2008	7	0	0	

### Summary of Idaho Business Property and Casualty (continued)

Company Name	Incorporated Date	Licensed Date	Lines of Business	Direct Idaho Premiums Written	Direct Idaho Claims and Benefits	Complaint Counts as of 12/31/2014
BERKSHIRE HATHAWAY HOMESTATE INS CO	1/9/1970	11/25/1996	06, 07, 03, 04	191432	537018	
BERKSHIRE HATHAWAY SPECIALTY INS CO	2/10/1866	8/28/1962	07, 05, 04, 03	14441	25475	
BITCO GEN INS CORP	7/23/1928	9/27/1963	03, 07, 04, 06	884094	48488	
BITCO NATL INS CO	10/1/1942	9/20/1963	03, 04, 07, 06	73135	9131	
BLUESHORE INS CO	6/19/1986	6/29/1987	5	0	0	
BOND SAFEGUARD INS CO	6/15/1971	11/28/2006	7	375	0	
BOSTON IND CO INC	2/10/1971	9/17/2013	7	0	0	
BRISTOL W INS CO	2/9/1968	12/16/1968	03, 07, 05, 04, 02	3064694	1979968	2
BROTHERHOOD MUT INS CO	8/20/1935	4/1/1999	06, 02, 07, 03, 04	1166679	655840	
BUILD AMER MUT ASSUR CO	3/16/2012	3/15/2013	7	0	0	
CALIFORNIA CAPITAL INS CO	5/25/1898	6/26/1981	05, 03, 04	0	0	
CALIFORNIA CAS GEN INS CO OF OR	9/26/1977	7/18/1987	04, 05, 03	2629760	1722272	
CALIFORNIA CAS IND EXCH	1/1/1914	1/2/1962	05, 04, 03	2663	6573	
CALIFORNIA CAS INS CO	10/20/1967	10/5/1987	03, 05, 04	6011	-14	
CALIFORNIA INS CO	2/1/1965	6/16/1982	02, 03, 04, 07, 06	2531716	446649	
CAMICO MUT INS CO	3/4/1986	12/1/1995	5	312785	15771	
CAMPBELL CAS & IND CO INC	1/1/2011	6/20/2012	04, 05, 07, 03	0	0	
CANAL INS CO	2/27/1939	6/4/1958	04, 03, 05	354341	523606	
CAPITOL IND CORP	9/23/1959	5/2/1973	07, 02, 04, 03, 06	633047	166148	
CAPSON PHYSICIANS INS CO	3/9/1961	10/24/2012	5	23308	0	
CAROLINA CAS INS CO	4/18/1951	5/4/1966	04, 03, 07, 02, 06	401450	258495	
CASTLEPOINT NATL INS CO	8/26/1981	3/1/1984	04, 03, 07, 06	23986	-33104	
CASUALTY UNDERWRITERS INS CO	5/30/1986	12/30/1992	03, 05	110077	150524	
CATERPILLAR INS CO	2/7/1963	11/21/2000	06, 07, 03, 04	1871370	1545101	
CATLIN IND CO	6/6/1928	7/12/2011	02, 05, 04, 03	267041	45454	
CATLIN INS CO	4/19/1913	3/5/2009	05, 04, 07, 03, 02	1822973	301257	
CEM INS CO	12/15/1982	11/20/2003	07, 03, 04, 05	0	0	
CENSTAT CAS CO	5/31/2002	55/26/09	5	5415	1186	
CENTRAL STATES IND CO OF OMAHA	5/20/1977	10/28/1983	02, 03, 05, 04	800717	209233	
CENTRE INS CO	10/31/1969	7/28/1981	03, 04, 07, 06, 02	0	0	
CENTURION CAS CO	2/8/1983	7/21/1989	02, 03, 04, 05, 07	25535	-112	
CENTURY IND CO	7/2/1963	8/25/1969	02, 06, 07, 04, 03	0	896	

**Summary of Idaho Business  
Property and Casualty (continued)**

Company Name	Incorporated Date	Licensed Date	Lines of Business	Direct Idaho Premiums Written	Direct Idaho Claims and Benefits	Complaint Counts as of 12/31/2014
CENTURY NATL INS CO	6/23/1955	12/30/1980	05, 04, 03	152823	-22752	
CHARTER OAK FIRE INS CO	4/29/1931	4/29/1936	04, 06, 02, 07, 03	4632027	1853711	
CHEROKEE INS CO	7/26/1946	10/23/1973	07, 05, 04, 03	0	0	
CHICAGO INS CO	7/2/1956	9/1/1964	03, 04, 05	122722	-26579	
CHUBB IND INS CO	11/3/1922	1/23/1997	07, 03, 04, 06	104771	-19206	
CHUBB NATL INS CO	3/23/1993	1/23/1997	04, 03, 07, 02, 06	7431	-26	
CHURCH MUT INS CO	3/4/1897	5/13/1971	03, 07, 06, 04	1798513	557769	
CIFG ASSUR N AMER INC	3/5/2003	6/30/2003	7	0	0	
CIM INS CORP	10/23/1998	4/1/1966	04, 05, 07, 03	0	0	
CINCINNATI CAS CO	12/27/1972	1/1/1998	07, 03, 04, 06	1671543	190390	
CINCINNATI INS CO	8/2/1950	5/4/1984	03, 07, 06, 04	28962431	11193459	2
CITIZENS INS CO OF AMER	5/29/1974	10/1/2011	06, 03, 04	68680	7241	
CIVIL SERV EMPLOYEES INS CO	11/25/1949	9/10/1957	03, 04, 05	0	0	
CLARENDON NATL INS CO	7/21/1941	10/18/1952	03, 02, 04, 06, 07	0	0	
CLEARWATER INS CO	5/15/1974	9/4/1991	04, 05, 07, 03	0	0	
CLEARWATER SELECT INS CO	10/19/1993	7/16/1996	07, 03, 04, 02, 06	0	0	
CLERMONT INS CO	1/1/1977	12/23/1998	07, 03, 04, 05	0	0	
COFACE N AMER INS CO	10/7/1974	12/17/2008	05, 07, 03, 04	-178775	-104269	
COLISEUM REINS CO	1/9/1978	10/5/1987	02, 04, 07, 05, 03	0	0	
COLONIAL AMER CAS & SURETY CO	5/24/1977	10/15/1996	05, 07, 03, 04	0	-16	
COLONIAL SURETY CO	3/19/1930	11/22/2002	05, 07	16672	-1654	
COLONY SPECIALTY INS CO	12/20/1978	3/2/2000	03, 04, 05	52978	79805	
COLORADO CAS INS CO	4/24/1980	8/12/1994	03, 04, 05	0	-11810	
COLUMBIA INS CO	1/28/1970	9/6/1973	05, 03, 04, 07	0	-5	
COLUMBIA MUT INS CO	6/3/1940	10/29/1991	03, 07, 04, 05	0	0	
COMMERCE & INDUSTRY INS CO	12/6/1957	7/19/1965	03, 04, 06, 07	559768	2084631	
COMMERCIAL CAS INS CO	3/21/1986	1/1/1996	6	0	0	
COMMONWEALTH INS CO OF AMER	10/1/1994	9/24/2001	03, 04, 05	0	0	
COMPANION PROP & CAS INS CO	2/13/1984	6/1/2007	06, 04, 07, 03	103845	61878	
COMPWEST INS CO	4/28/2004	7/1/2007	6	126043	68355	
CONSTITUTION INS CO	2/10/1992	12/16/1993	03, 07, 06, 04	0	0	
CONSUMERS INS USA INC	7/27/1994	11/19/2009	03, 04, 05	-691	0	

### Summary of Idaho Business Property and Casualty (continued)

Company Name	Incorporated Date	Licensed Date	Lines of Business	Direct Idaho Premiums Written	Direct Idaho Claims and Benefits	Complaint Counts as of 12/31/2014
CONTINENTAL CAS CO	11/29/1897	6/30/1948	06, 07, 03, 02, 04	18651512	-9026687	
CONTINENTAL HERITAGE INS CO	3/11/1980	11/26/1985	7	42044	24	
CONTINENTAL IND CO	12/9/1986	10/27/1992	05, 04, 03	0	0	
CONTINENTAL INS CO	1/7/1853	12/31/1977	04, 06, 07, 03, 02	629339	-1461962	
CONTINENTAL WESTERN INS CO	7/1/1907	12/14/1970	06, 03, 04, 07	14050396	1863134	1
CONTRACTORS BONDING & INS CO	9/24/1979	4/2/1984	07, 03, 05, 04	621677	108728	
COREPOINTE INS CO	12/29/1964	6/27/1968	03, 04, 07, 05	78946	2342	
COUNTRY CAS INS CO	1/23/1964	1/29/1999	07, 03, 04, 05	10408	-86158	
COUNTRY MUT INS CO	10/26/1925	1/29/1999	07, 03, 04, 05	373098	211157	
COUNTRY PREF INS CO	5/19/1953	10/19/1967	03, 04, 07, 06	179207	40985	
COURTESY INS CO	12/21/1987	8/18/1998	07, 03, 04	475868	62168	
CRESTBROOK INS CO	7/9/1985	1/8/2014	05, 04, 03, 07	0	0	
CRUM & FORSTER IND CO	12/2/1987	12/29/2003	04, 03, 06, 07	56435	2274	
CSAA FIRE & CAS INS CO	10/10/1997	5/20/2004	03, 04, 05	1233551	455581	
CSAA GEN INS CO	6/25/1987	8/7/2002	03, 05	1823380	1001257	
CSE SAFEGUARD INS CO	4/20/1984	3/1/1988	05, 07, 04, 03	0	0	
CUMIS INS SOCIETY INC	5/25/1960	1/25/1963	04, 02, 03, 07, 05	4171124	4735590	
CYPRESS INS CO	10/17/1962	7/1/1997	6	0	323	
DAIRYLAND INS CO	1/8/1953	9/3/1965	02, 07, 03, 04, 05	562194	-116654	
DAKOTA FIRE INS CO	8/23/1957	8/17/1992	03, 04, 05, 07	2230791	710216	1
DAKOTA TRUCK UNDERWRITERS	11/20/1989	11/1/2010	06, 07, 03	7251	0	
DANIELSON NATL INS CO	10/28/1974	6/15/1979	07, 03, 05	-249	0	
DEALERS ASSUR CO	8/2/1935	11/16/2001	5	1057	30457	
DENTISTS BENEFITS INS CO	6/17/1985	8/10/2004	03, 05	0	0	
DENTISTS INS CO	11/1/1979	11/22/2002	03, 05	0	0	
DEPOSITORS INS CO	8/24/1983	12/18/1987	04, 03, 06	8409795	5856329	1
DEVELOPERS SURETY & IND CO	10/10/1936	8/12/1988	05, 04, 03, 07	831890	27597	
DIAMOND STATE INS CO	2/20/1981	8/14/1991	03, 04, 05, 07	207135	313531	
DIRECT NATL INS CO	10/31/2000	9/14/1959	5	0	0	
DISCOVER PROP & CAS INS CO	12/20/1978	8/13/1981	02, 03, 04, 06, 07	131375	-34427	
DOCTORS CO AN INTERINS EXCH	4/15/1976	9/28/1989	04, 02, 05, 03	4600089	2076538	
DORINCO REINS CO	3/8/1977	8/16/1991	04, 05, 07, 03	806	0	

### Summary of Idaho Business Property and Casualty (continued)

Company Name	Incorporated Date	Licensed Date	Lines of Business	Direct Idaho Premiums Written	Direct Idaho Claims and Benefits	Complaint Counts as of 12/31/2014
EAGLE W INS CO	10/14/1960	10/19/2006	05, 03, 04	19445	3785	
EASTERN ATLANTIC INS CO	8/12/1985	3/1/2014	03, 05, 07, 04	57655	4567	
EASTGUARD INS CO	7/1/1827	1/1/2004	6	0	-5	
ECONOMY FIRE & CAS CO	1/30/1935	7/8/1988	04, 02, 07, 05, 03	0	0	
ECONOMY PREFERRED INS CO	5/29/1979	7/8/1988	02, 05, 07, 03, 04	0	0	
ECONOMY PREMIER ASSUR CO	12/15/1980	7/8/1988	04, 05, 03	0	0	
ELECTRIC INS CO	4/21/1966	11/7/1972	07, 03, 04, 06, 02	123701	537539	
EMCASCO INS CO	12/9/1958	5/31/2013	03, 04, 07, 05	13653	2960	
EMPIRE FIRE & MARINE INS CO	3/16/1954	12/19/1957	07, 03, 02, 05, 04	767158	45221	
EMPLOYERS ASSUR CO	11/14/1979	3/1/2011	6	777817	536674	
EMPLOYERS COMPENSATION INS CO	5/16/2002	7/3/2003	6	2130532	3468068	1
EMPLOYERS FIRE INS CO	1/21/1921	5/18/1944	03, 06, 04, 07, 02	-222	1194	
EMPLOYERS INS OF WAUSAU	8/21/1911	5/24/1940	6	1847695	4611195	
EMPLOYERS INS CO OF NV	12/1/1999	6/1/2008	02, 03, 06, 07, 04	0	0	
EMPLOYERS MUT CAS CO	4/24/1911	12/16/1941	04, 06, 03, 07	7205575	2330965	
EMPLOYERS PREFERRED INS CO	1/1/1982	10/1/2010	6	777855	690984	
ENCOMPASS IND CO	1/25/1984	12/5/2002	07, 03, 04, 05	0	1643	
ENDURANCE AMER INS CO	3/21/1996	11/10/1997	07, 03, 04, 05	376794	-41295	
ENDURANCE REINS CORP OF AMER	9/5/2002	1/30/2008	07, 03, 02, 06, 04	115799	17027	
ENDURANCE RISK SOLUTIONS ASSUR CO	6/6/1986	12/14/1987	03, 07, 05, 04	39150	14354	
ENUMCLAW PROP & CAS INS CO	11/27/2001	10/30/2003	07, 03, 04, 05	9697357	5593079	1
EQUITY INS CO	1/1/1965	1/28/2005	03, 04, 05	0	0	
ESSENT GUAR INC	11/14/2008	2/2/2010	9	2251048	11745	
ESSENTIA INS CO	4/27/1979	11/30/1982	04, 05, 03	1385261	398113	
ESURANCE INS CO OF NJ	10/22/1919	5/23/1940	05, 03, 04	0	0	
ESURANCE PROP & CAS INS CO	10/22/1987	11/20/2012	04, 06, 07, 03	2025972	1268931	1
EULER HERMES N AMER INS CO	4/28/1893	11/30/2006	03, 05, 04	355071	36588	
EVEREST NATL INS CO	11/12/1985	12/17/1987	03, 02, 06, 04, 07	325411	577260	
EVEREST REINS CO	6/13/1973	9/15/1976	07, 04, 03, 02, 06	116465	-40995	
EVERGREEN NATL IND CO	12/30/1939	10/3/1983	03, 05, 07, 04	2634	-106	
EVERSPAN FIN GUAR CORP	1/11/1968	9/4/1969	7	0	0	
EXCESS SHARE INS CORP	8/17/1993	12/13/1995	5	26953	0	



## Summary of Idaho Business Property and Casualty (continued)

Company Name	Incorporated Date	Licensed Date	Lines of Business	Direct Idaho Premiums Written	Direct Idaho Claims and Benefits	Complaint Counts as of 12/31/2014
EXECUTIVE RISK IND INC	9/23/1977	2/7/1995	03, 04, 06, 02, 07	78424	-101411	
EXPLORER INS CO	12/8/1981	5/31/1991	03, 06, 07, 04	0	42913	
FACTORY MUT INS CO	10/31/1835	6/30/1968	03, 07, 05, 04	9935278	2071256	
FAIR AMER INS & REINS CO	9/8/1985	10/9/1979	03, 02, 04, 07, 05	23262	9827	
FALLS LAKE NATL INS CO	2/6/1974	9/29/1980	04, 03, 02, 05	0	0	
FARM BUREAU MUT INS CO OF ID	4/27/1947	5/1/1947	06, 07, 04, 03, 02	146023980	99763447	25
FARMERS ALLIANCE MUT INS CO	7/20/1888	10/30/1974	04, 07, 03, 05	5873835	2851858	2
FARMERS INS CO OF ID	10/29/1969	12/10/1969	02, 07, 06, 03, 04	87297727	51847568	12
FARMERS INS EXCH	3/28/1928	1/1/1930	02, 04, 06, 07, 03	22018633	11578211	4
FARMERS MUT HAIL INS CO OF IA	3/4/1893	6/19/1958	4	0	0	
FARMERS UNION MUT INS CO	12/4/1959	3/20/2007	03, 04, 05	0	0	
FARMINGTON CAS CO	8/24/1982	7/8/1983	03, 04, 06, 07, 02	0	-11305	
FARMLAND MUT INS CO	3/22/1909	10/23/1990	06, 07, 04, 03	1591877	937919	
FEDERAL INS CO	2/15/1901	3/28/1940	02, 03, 04, 07, 06	10855777	4043351	
FEDERATED MUT INS CO	8/1/1904	4/1/1921	03, 06, 07, 04, 02	6051420	4322129	
FEDERATED RURAL ELECTRIC INS EXCH	5/14/1957	12/10/1979	03, 04, 06, 07, 02	1626699	292386	
FEDERATED SERV INS CO	6/6/1972	10/22/1974	07, 03, 06, 04	804431	176413	
FIDELITY & DEPOSIT CO OF MD	10/14/1980	12/24/1981	04, 05, 07, 03	1754553	-63820	
FIDELITY & GUAR INS CO	3/1/1977	3/19/1979	07, 06, 04, 03	129813	-63772	
FIDELITY & GUAR INS UNDERWRITERS INC	7/6/1951	11/17/1955	04, 07, 06, 03	42	-117114	
FINANCIAL AMER PROP & CAS INS CO	3/14/1961	10/6/1972	02, 03, 07, 04, 06	0	0	
FINANCIAL CAS & SURETY INC	12/20/1989	10/21/2004	7	56099	489	1
FINANCIAL GUAR INS CO	4/10/1972	11/7/1984		0	0	
FINANCIAL IND CO	12/19/1945	11/22/1961	05, 03, 07	27678	-23719	
FINANCIAL PACIFIC INS CO	7/22/1986	6/19/1996	07, 04, 05, 03	2164	-238	
FIRE INS EXCH	11/10/1942	6/20/1943	03, 04, 05, 07	0	0	
FIREMANS FUND INS CO	9/9/1864	9/19/1918	02, 07, 04, 06, 03	1474487	468457	
FIREMENS INS CO OF WASHINGTON DC	3/3/1837	3/1/2007	07, 03, 06, 04	217316	170166	
FIRST AMER PROP & CAS INS CO	10/17/1977	3/19/1991	04, 05, 03	0	0	
FIRST COLONIAL INS CO	2/17/1987	4/23/198	04, 05	117811	25610	
FIRST DAKOTA IND CO	9/28/1995	11/1/2010	06, 07	0	0	
FIRST FIN INS CO	4/29/1970	9/9/1977	04, 06, 03, 07	0	0	

**Summary of Idaho Business  
Property and Casualty (continued)**

Company Name	Incorporated Date	Licensed Date	Lines of Business	Direct Idaho Premiums Written	Direct Idaho Claims and Benefits	Complaint Counts as of 12/31/2014
FIRST LIBERTY INS CORP	6/16/1989	5/23/1991	02, 04, 06, 07, 03	266010	45089	
FIRST NATL INS CO OF AMER	10/10/1928	11/20/1928	03, 04, 06, 07	1251353	4971329	
FIRST NONPROFIT INS CO	1/1/1978	11/1/2009	03, 07, 04, 06	0	0	
FIRSTCOMP INS CO	12/17/1986	8/3/1992	5	0	0	
FLORISTS MUT INS CO	6/1/1887	10/3/1988	03, 04, 06, 07	119013	10742	
FOREMOST INS CO GRAND RAPIDS MI	5/20/1952	9/2/1957	02, 07, 04, 03, 06	11150792	4214126	4
FOREMOST PROP & CAS INS CO	4/27/1984	7/2/1992	03, 04, 07, 06	982383	436903	1
FOREMOST SIGNATURE INS CO	9/7/1982	3/1/2012	03, 06, 04	737370	190999	
FORTRESS INS CO	5/22/1997	8/20/2002	5	12614	324	
FRANK WINSTON CRUM INS CO	1/23/2003	11/1/2013	6	4267	0	
FRANKENMUTH MUT INS CO	9/15/1921	6/7/1999	05, 04, 07, 03	0	0	
FREEDOM SPECIALTY INS CO	5/1/1929	12/10/1959	04, 05, 03, 07	0	0	
FRONTLINE INS UNLIMITED CO	1/7/1994	7/8/1996	05, 04, 03	0	0	
GARRISON PROP & CAS INS CO	12/1/1900	10/25/2004	03, 04, 05	5140173	3479891	2
GATEWAY INS CO	5/21/1986	7/21/1997	03, 05, 04	19215	15387	
GEICO ADVANTAGE INS CO	6/13/2011	7/30/2012	05, 03	9205432	8292919	1
GEICO CAS CO	8/31/1982	4/24/1984	05, 04, 03	214386	40711	1
GEICO CHOICE INS CO	6/13/2011	7/30/2012	05, 03	9692100	7104007	3
GEICO GEN INS CO	5/15/1934	12/31/1978	03, 04, 07, 05	20880646	12771368	7
GEICO IND CO	3/22/1961	8/4/1961	05, 03	13057601	7465873	2
GEICO SECURE INS CO	6/13/2011	7/30/2012	05, 03	6318171	3774174	2
GEM STATE INS CO	3/10/1910	1/1/1910	03, 05, 04	4365210	1954706	2
GENERAL CAS CO OF WI	5/12/1925	1/6/1993	04, 06, 07, 03	450844	155709	
GENERAL FIDELITY INS CO	3/17/1987	7/1/1987	03, 05, 02, 04	0	0	
GENERAL INS CO OF AMER	3/20/1923	6/9/1923	03, 06, 07, 04	1366782	1810583	
GENERAL REINS CORP	10/1/1970	4/1/1971	04, 05, 07, 03, 02	30496	-7173	
GENERAL SECURITY NATL INS CO	5/15/1980	11/19/1984	04, 07, 03, 05	8171	3763	
GENERAL STAR NATL INS CO	9/10/1864	12/18/1922	03, 04, 05, 07	20223	-4000	
GENERALI US BRANCH	12/26/1831	11/30/1990	02, 05, 07, 04, 03	175386	69764	
GENESIS INS CO	4/6/1976	12/30/1987	07, 02, 06, 04, 03	51533	22000	
GENWORTH FINANCIAL ASSUR CORP	6/12/1992	11/9/2007	5	0	0	
GENWORTH MORTGAGE INS CORP	5/12/1980	4/7/1981	9	3388322	3560755	

### Summary of Idaho Business Property and Casualty (continued)

Company Name	Incorporated Date	Licensed Date	Lines of Business	Direct Idaho Premiums Written	Direct Idaho Claims and Benefits	Complaint Counts as of 12/31/2014
GENWORTH MORTGAGE INS CORP OF NC	2/20/1961	10/15/1981	9	0	0	
GENWORTH RESIDENTIAL MORTGAGE INS CO	12/15/1972	8/16/192	9	68252	21799	
GEOVERA INS CO	3/24/1997	4/19/2005	03, 05	0	0	
GLOBAL REINS CORP OF AMER	8/7/1940	8/28/1984	07, 05, 04, 03	0	0	
GOVERNMENT EMPLOYEES INS CO	11/30/1937	8/22/1955	04, 03, 05, 07	7503223	4612871	6
GRANGE INS ASSN	8/6/1931	5/22/1953	07, 03, 05, 04	7376206	3782397	
GRANITE RE INC	11/13/1986	3/13/2009	03, 07, 05	397	28	
GRANITE STATE INS CO	6/26/1874	2/10/1928	02, 06, 07, 04, 03	2722192	1081319	1
GRAY INS CO	11/18/1977	11/14/1999	07, 03, 04, 06	112	46	
GREAT AMER ALLIANCE INS CO	9/11/1945	10/6/1948	04, 06, 07, 03	747033	180817	
GREAT AMER ASSUR CO	3/23/1905	5/11/1973	03, 04, 07, 06	1158826	313029	
GREAT AMER INS CO	3/7/1872	9/30/1976	04, 03, 07, 06	5590443	5602812	
GREAT AMER INS CO OF NY	8/22/1947	4/1/1948	03, 04, 07, 06	1008905	416300	
GREAT AMER SECURITY INS CO	7/1/1987	3/18/1991	03, 07, 06, 04	0	0	
GREAT AMER SPIRIT INS CO	4/5/1988	9/17/1991	07, 03, 06, 04	5029	112	
GREAT DIVIDE INS CO	4/29/1986	9/26/1994	04, 06, 03, 02, 07	241200	1454	
GREAT MIDWEST INS CO	10/5/1985	9/1/1999	02, 04, 03, 07, 06	194724	74702	
GREAT NORTHERN INS CO	6/26/1952	9/4/1969	04, 07, 03, 06	1098096	-451322	
GREAT NORTHWEST INS CO	9/15/1986	12/8/2006	05, 03, 04	1033451	892573	
GREAT WEST CAS CO	3/22/1956	1/14/1965	03, 06, 04, 07	17361174	6877134	3
GREATER NY MUT INS CO	8/29/1977	12/24/1963	04, 07, 03, 06	0	0	
GREENWICH INS CO	2/18/1946	8/25/1955	02, 03, 06, 04, 07	530358	-264463	
GUARANTEE CO OF N AMER USA	1/23/1990	10/1/1999	7	111416	6874	
GUARANTEE INS CO	1/25/1965	10/1/2012	10	84621	112315	
GUIDEONE AMER INS CO	4/8/1983	12/23/1999	05, 04, 07, 03	0	0	
GUIDEONE ELITE INS CO	7/19/1983	6/16/1988	07, 04, 05, 03	327820	-37502	
GUIDEONE MUT INS CO	12/26/1946	7/21/1954	03, 02, 06, 07, 04	687303	-97956	
GUIDEONE SPECIALTY MUT INS CO	7/10/1948	11/6/1958	05, 03, 07, 04	19373	10813	
HALLMARK INS CO	6/20/1988	7/24/1992	05, 07, 04, 03	204515	292646	
HAMILTON INS CO	6/1/1973	11/26/1974	07, 04, 03, 05	0	0	
HANOVER AMER INS CO	6/8/1989	7/5/1996	04, 07, 03, 06	43798	2711	
HANOVER INS CO	10/5/1972	1/1/1973	03, 02, 07, 06, 04	1546397	1093979	

## Summary of Idaho Business Property and Casualty (continued)

Company Name	Incorporated Date	Licensed Date	Lines of Business	Direct Idaho Premiums Written	Direct Idaho Claims and Benefits	Complaint Counts as of 12/31/2014
HARCO NATL INS CO	11/17/1954	12/1/1994	03, 06, 07, 04	704303	605492	
HARLEYSVILLE INS CO	6/9/1930	8/18/1987	03, 04, 07, 05	24339	157526	
HARTFORD ACCIDENT & IND CO	8/12/1913	7/18/1919	03, 04, 07, 02, 06	1151058	416579	1
HARTFORD CAS INS CO	3/5/1987	7/1/1987	02, 04, 06, 07, 03	2308665	1151900	2
HARTFORD FIRE IN CO	5/10/1810	7/29/1919	02, 04, 07, 06, 03	3471382	1020973	1
HARTFORD INS CO OF THE MIDWEST	9/11/1979	12/8/1983	03, 06, 07, 04	5002350	2554729	1
HARTFORD STEAM BOIL INSPEC & INS CO	6/30/1866	1/13/1906	04, 03, 05	368992	56989	
HARTFORD STEAM BOIL INSPEC INS CO CT	7/22/1988	6/11/2002	03, 04, 05	0	0	
HARTFORD UNDERWRITERS INS CO	12/23/1987	7/1/1988	03, 04, 07, 06	1568136	598246	
HDI GERLING AMER INS CO	3/2/2007	11/6/2008	06, 03, 07, 04	1208145	-521787	
HERITAGE CAS INS CO	6/4/1974	1/16/1984	05, 07, 04, 03, 02	0	0	
HERITAGE IND CO	1/25/1979	8/18/1981	05, 03, 04, 02	114939	92419	
HIGHMARK CAS INS CO	6/22/1977	10/14/1997	5	0	0	
HISCOX INS CO INC	11/26/1952	10/17/1985	05, 04, 03, 07, 02	273867	285486	
HOLYOKE MUT INS CO IN SALEM	3/14/1843	9/2/2009	05, 03, 04	330672	29500	
HOMESITE INS CO	4/3/1985	9/12/1988	02, 04, 07, 05, 03	1487524	1095875	
HORACE MANN INS CO	9/23/1963	12/16/1978	03, 04, 07, 05	1260738	911846	
HORACE MANN PROP & CAS INS CO	3/25/1965	5/26/1988	03, 05	888645	552846	1
HOUSING AUTHORITY PROP A MUT CO	3/20/1987	12/20/2005	07, 03, 04, 05	22090	-541	
HOUSING ENTERPRISE INS CO INC	8/15/2000	9/23/2009	07, 03, 04, 05	118648	-26407	
HUDSON INS CO	1/16/1918	10/15/1991	03, 04, 07, 06, 02	1990128	2376687	
IDAHO COUNTIES RISK MGMT PROGRAM	11/29/1985	2/1/1986	03, 05	28277893	10444108	
IDAHO STATE INS FUND	12/31/1917	1/1/1918	10	211093015	163779081	1
ID'S PROP CAS INS CO	12/6/1972	8/4/2004	02, 03, 04, 05	1465959	785320	
ILLINOIS INS CO	10/21/1988	10/16/1995	02, 07, 06	0	0	
ILLINOIS NATL INS CO	10/5/1933	6/12/1992	03, 06, 07, 04	485236	132122	
IMPERIUM INS CO	11/18/1977	12/20/1991	03, 04, 07, 02, 06	325605	34082	
INDEMNITY CO OF CA	10/5/1967	7/14/1995	7	132007	933	
INDEMNITY INS CO OF NORTH AMER	9/26/1977	12/27/1984	07, 06, 04, 03	1452646	-90810	
INDEPENDENCE AMER INS CO	2/26/1973	5/8/2001	04, 03, 02, 05	565044	390389	1
INDIANA LUMBERMENS MUT INS CO	4/1/1897	10/24/1980	03, 04, 06, 07	395506	178652	
INFINITY INS CO	8/28/1978	11/17/1981	03, 05	14834	96	

## Summary of Idaho Business Property and Casualty (continued)

Company Name	Incorporated Date	Licensed Date	Lines of Business	Direct Idaho Premiums Written	Direct Idaho Claims and Benefits	Complaint Counts as of 12/31/2014
INSURANCE CO OF N AMER	4/14/1994	8/7/1956	02, 07, 06, 04, 03	6847	238904	
INSURANCE CO OF THE STATE OF PA	4/18/1794	4/13/1918	06, 03, 04, 07, 02	5229032	2173627	
INSURANCE CO OF THE WEST	3/1/1972	8/16/1988	03, 06, 07, 04	168758	76406	
INTEGON IND CORP	12/16/1946	9/28/1979	03, 05, 07, 04	0	0	
INTEGON NATL INS CO	12/16/1987	12/31/1988	03, 07, 05, 04	0	0	
INTERNATIONAL FIDELITY INS CO	12/27/1904	9/19/1975	7	163636	1437	
INTREPID INS CO	8/19/1997	6/8/2005	04, 07, 03, 05	0	-240	
IRONSHORE IND INC	8/1/1919	10/22/1974	02, 04, 07, 03, 05	182868	209105	
JEFFERSON INS CO	3/15/1950	11/13/1956	05, 03, 04	1704226	540121	1
JEWELERS MUT INS CO	3/12/1913	7/28/1972	03, 05, 07, 04	202179	18230	1
JOHN DEERE INS CO	2/8/1979	12/6/1991		13464499	14366799	
KEMPER FINANCIAL IND CO	6/20/1980	12/8/1999	04, 03, 07, 05	0	0	
KEY RISK INS CO	12/10/1997	3/1/2011	06, 03, 04, 07	0	0	
KNIGHTBROOK INS CO	12/17/1934	5/18/2011	04, 03, 05	115107	29923	
LANCER INS CO	4/27/1945	11/13/1956	03, 06, 04, 07	1278982	356045	
LANDCAR CAS CO	10/3/1989	5/2/1997	5	494044	21251	
LEXINGTON NATL INS CORP	10/23/1989	9/30/2003	7	29471	0	
LEXON INS CO	3/16/1984	9/24/1999	07, 05	334552	11267	1
LIBERTY INS CORP	10/21/1988	12/15/1988	03, 04, 06, 07	5957243	2750540	1
LIBERTY INS UNDERWRITERS INC	11/17/1978	8/13/1981	02, 03, 07, 05, 04	1695239	1616429	
LIBERTY MUT FIRE INS CO	10/31/1908	4/1/1936	03, 06, 04, 07	18146340	8558387	2
LIBERTY MUT INS CO	1/1/1912	8/28/1935	07, 02, 04, 06, 03	18185043	8360851	1
LIBERTY NORTHWEST INS CORP	1/21/1983	10/28/1983	07, 06, 04, 03	13521387	17812200	
LINCOLN GEN INS CO	3/17/1977	12/3/1991	04, 05, 07, 03	0	-1657	
LM GEN INS CO	11/17/1978	8/13/1981	05, 03, 07, 04, 02	7677976	4368534	1
LM INS CORP	6/16/1989	5/23/1991	03, 04, 07, 06, 02	1220585	570484	
LM PROP & CAS INS CO	1/2/1975	10/20/1975	02, 03, 04, 07, 05	0	-186	
LUMBERMENS UNDERWRITING ALLIANCE	1/10/1905	4/1/1913	03, 04, 07, 06	940772	29347	
LYNDON PROP INS CO	5/30/1978	9/19/1979	04, 05, 03, 07	341580	20944	
LYNDON SOUTHERN INS CO	9/16/1996	7/5/2005	04, 03, 07, 02, 05	49429	75603	
MAIDEN REINS N AMER INC	8/18/2000	2/23/2004	03, 04, 06, 02	0	164	
MANUFACTURERS ALLIANCE INS CO	1/11/1979	5/1/2002	04, 07, 02, 06, 03	51433	35955	

### Summary of Idaho Business Property and Casualty (continued)

Company Name	Incorporated Date	Licensed Date	Lines of Business	Direct Idaho Premiums Written	Direct Idaho Claims and Benefits	Complaint Counts as of 12/31/2014
MAPFRE INS CO	2/21/1985	1/16/1992	05, 07, 04, 03	0	0	
MARKEL AMER INS CO	10/15/1986	11/26/1991	04, 05, 07, 03	509719	-9054	
MARKEL INS CO	11/26/1980	11/1/1984	02, 03, 06, 07, 04	933375	68928	
MARYLAND CAS CO	2/9/1898	6/16/1904	04, 06, 03, 02, 07	-18143	3058	
MASSACHUSETTS BAY INS CO	12/20/1994	10/1/2011	07, 03, 06, 04	262866	3956	
MAXUM CAS INS CO	11/25/1996	6/30/2005	07, 03, 04, 05	1780	156996	
MBIA INS CORP	3/23/1967	6/9/1972	7	0	0	
MEDICAL INS EXCH OF CA	7/11/1975	9/1/1976	02, 05	6217750	2684113	
MEDICAL PROTECTIVE CO	12/2/1909	12/6/1994	5	1887196	5712936	
MEDICUS INS CO	9/28/2006	3/6/2012	5	0	0	
MEDMARC CAS INS CO	7/26/1950	12/31/1979	04, 07, 05, 03	51647	24534	
MEMIC IND CO	2/24/2000	7/1/2006	6	3538	1632	
MENDOTA INS CO	5/1/1989	3/31/1995	03, 04, 05	0	0	
MERASTAR INS CO	8/14/1974	8/18/1981	05, 04, 03	8415	-751	
MERCHANTS BONDING CO A MUT	12/31/1933	6/16/1988	05, 07	227811	28319	
MERCHANTS NATL BONDING INC	4/15/2003	9/25/2012	05, 07	28721	698	
MERITPLAN INS CO	12/10/1952	11/12/1982	03, 07, 05, 04	-1812	-17224	
METROPOLITAN CAS INS CO	10/7/1981	1/9/1986	04, 05, 03	0	0	
METROPOLITAN DRT PROP & CAS INS CO	5/24/1949	5/2/1968	05, 07, 04, 03, 02	0	-1	
METROPOLITAN GEN INS CO	6/30/1980	1/9/1986	03, 04, 05	23755	2418	
METROPOLITAN GRP PROP & CAS INS CO	12/10/1976	10/7/1980	03, 05	5773636	4561240	3
METROPOLITAN PROP & CAS INS CO	8/31/1972	4/16/1973	04, 02, 07, 05, 03	15996185	11554296	1
MGA INS CO INC	5/22/1981	5/16/1988	05, 07, 04, 03	0	0	
MGIC ASSUR CORP GEN ACCOUNT	9/27/1937	10/17/1988	07, 05	0	0	
MGIC IND CORP	11/15/1956	1/3/2001	9	655337	50346	
MIC GEN INS CORP	8/14/1980	7/13/1982	04, 05, 07, 03, 02	0	0	
MIC PROP & CAS INS CORP	4/30/1980	7/13/1982	04, 06, 07, 03	-34256	5566	
MICHIGAN MILLERS MUTL INS CO	10/24/1881	4/1/1914	03, 04, 06, 07	0	-100	
MID CENTURY INS CO	12/3/1949	12/21/1954	02, 03, 04, 06, 07	2993501	2692929	2
MID CONTINENT ASSUR CO	8/13/1992	3/1/2006	03, 04, 05	2226	0	
MID CONTINENT CAS CO	2/26/1947	3/1/2006	05, 03, 04	435503	99636	
MIDDLESEX INS CO	3/3/1826	9/1/2010	04, 03, 06, 07	0	0	

### Summary of Idaho Business Property and Casualty (continued)

Company Name	Incorporated Date	Licensed Date	Lines of Business	Direct Idaho Premiums Written	Direct Idaho Claims and Benefits	Complaint Counts as of 12/31/2014
MIDVALE IND CO	11/17/1970	11/3/1975	02, 03, 04, 06, 07	1012	0	0
MIDWEST EMPLOYERS CAS CO	3/21/1986	9/25/1989	06, 07	445365	-59542	
MIDWEST FAMILY MUT INS CO	4/15/1891	6/1/2011	06, 04, 07, 03	0	0	
MILBANK INS CO	10/21/1982	12/1/1982	07, 03, 04, 05	3242	-631	
MILWAUKEE CAS INS CO	9/28/1973	11/1/2007	07, 03, 06, 04	3867082	1697273	
MINNESOTA LAWYERS MUT INS CO	5/28/1981	9/24/2003	5	0	0	
MITSUI SUMITOMO INS CO OF AMER	3/29/2001	9/28/2001	07, 03, 04, 06	395719	203730	
MITSUI SUMITOMO INS USA INC	1/28/1988	12/31/1988	06, 03, 07, 04	17742	-8228	
MMIC INS INC	10/10/1980	8/8/2013	5	0	0	
MODERN SERV INS CO	2/6/1968	10/22/1974	05, 03, 04, 07	26308	38653	
MONTEREY INS CO	7/7/1987	10/19/2006	03, 04, 05	711	0	
MORTGAGE GUAR INS CORP	2/20/1979	12/26/1979	9	6298343	1536601	
MOSAIC INS CO	7/26/1971	10/27/1978	05, 03, 04, 02	0	0	
MOTORISTS COMMERCIAL MUT INS CO	5/25/1899	9/23/1927	07, 02, 04, 06, 03	315	-24995	
MOTORS INS CORP	10/23/1998	3/2/1940	05, 07, 03, 04	86173	2322039	
MOUNTAIN STATES IND CO	10/5/1994	6/1/2012	03, 06, 07, 04	0	0	
MOUNTAIN STATES MUT CAS CO	7/30/1937	6/1/2012	06, 03, 04, 07	0	0	
MOUNTAIN VALLEY IND CO	2/2/1995	8/1/2009	07, 06, 03, 04	0	0	
MUNICH REINS AMER INC	3/15/1917	1/1/1978	06, 03, 04, 07, 02	0	0	
MUNICIPAL ASSUR COR	8/21/2008	10/11/2013	05, 07	0	0	
MUTUAL OF ENUMCLAW INS CO	2/17/1898	6/19/1952	03, 04, 05, 07	29286052	15507979	4
NATIONAL AMER INS CO	4/11/1919	12/23/1969	04, 07, 06, 03	48296	28865	
NATIONAL AMER INS CO OF CA	10/10/1966	6/16/1987	04, 06, 03	0	11101	
NATIONAL CAS CO	12/19/1904	6/24/1908	06, 02, 04, 07, 03	4727211	2259484	1
NATIONAL CONTINENTAL INS CO	12/24/1897	12/23/1958	03, 05, 04	20610	-4531	
NATIONAL FARMERS UNION PROP & CAS	12/5/1984	10/27/1986	03, 04, 07, 06, 02	479826	107760	
NATIONAL FIRE INS CO OF HARTFORD	6/4/1869	5/1/1893	02, 07, 06, 03, 04	820465	1132278	
NATIONAL GEN ASSUR CO	6/2/1983	1/2/1996	05, 04, 03	2282778	1012964	3
NATIONAL GEN INS CO	11/2/1966	8/18/1969	05, 03	23297	1013	
NATIONAL GENERAL INS ONLINE INC	4/6/2000	2/23/2004	03, 04, 05	0	0	
NATIONAL IND CO	4/26/1940	5/17/1949	04, 06, 03, 07, 02	3273978	3296768	
NATIONAL INS ASSN	11/15/1972	4/8/1988	5	0	0	

**Summary of Idaho Business  
Property and Casualty (continued)**

Company Name	Incorporated Date	Licensed Date	Lines of Business	Direct Idaho Premiums Written	Direct Idaho Claims and Benefits	Complaint Counts as of 12/31/2014
NATIONAL INS CO OF WI INS	7/30/1895	3/22/1996	2	0	0	
NATIONAL INTERSTATE INS CO	2/10/1989	10/27/1992	03, 06, 04	4200579	1867076	1
NATIONAL LIAB & FIRE INS CO	4/23/1957	1/23/1990	03, 06, 04, 07	325347	118890	
NATIONAL MORTGAGE INS CORP	6/30/2009	3/11/2013	9	63379	0	
NATIONAL PUBLIC FINANCE GUAR CORP	12/28/1959	2/3/1972	7	0	0	
NATIONAL SPECIALTY INS CO	11/30/1960	8/3/2004	07, 03, 04, 06	327	-1415	
NATIONAL SURETY CORP	9/3/1970	5/5/1972	06, 07, 03, 04, 02	2179535	1478856	
NATIONAL UNION FIRE INS CO OF PITTS	2/14/1901	5/5/1904	03, 04, 07, 06, 02	23149098	8352157	1
NATIONWIDE AFFINITY CO OF AMER	5/2/1924	10/3/1946	02, 03, 04, 07, 06	2892361	2153452	
NATIONWIDE AGRIBUSINESS INS CO	12/10/1973	10/23/1990	04, 06, 07, 03	7173628	6964249	
NATIONWIDE ASSUR CO	2/13/1942	10/24/1955	5	0	0	
NATIONWIDE GEN INS CO	8/22/1957	10/1/1997	03, 05	0	0	
NATIONWIDE INS CO OF AMER	6/30/1960	4/1/1961	05, 04, 03	6099406	4840206	2
NATIONWIDE MUT FIRE INS CO	12/27/1933	10/11/1955	06, 07, 03, 04	63476	8658	
NATIONWIDE MUT INS CO	12/6/1925	10/11/1955	03, 06, 07, 04	6671605	5474424	1
NATIONWIDE PROP & CAS INS CO	11/9/1979	12/30/1987	07, 03, 04, 06	0	-298	
NAU COUNTRY INS CO	12/31/1985	11/30/2005	03, 05, 04	9480700	8058188	
NAVIGATORS INS CO	7/16/1981	3/7/1994	04, 05, 07, 03	1009331	362513	
NCMIC INS CO	1/1/1946	4/7/1977	04, 03, 05	445060	272443	
NETHERLANDS INS CO THE	12/12/1978	12/9/1980	03, 07, 05, 04	0	0	
NEVADA GEN INS CO	12/28/1993	3/1/2012	03, 05	0	0	
NEW ENGLAND INS CO	8/25/1989	7/1/1990	07, 05, 04, 03	0	0	
NEW ENGLAND REINS CORP	12/29/1981	6/7/1983	07, 04, 03, 05	0	0	
NEW HAMPSHIRE INS CO	7/7/1869	12/15/1919	02, 03, 04, 06, 07	8288803	2858596	
NEW YORK MARINE & GEN INS CO	3/22/1972	12/30/1987	07, 03, 04, 06	329449	107261	
NGM INS CO	3/28/1923	1/28/2004	07, 03, 06, 04	88141	3805	
NORGUARD INS CO	8/12/1987	1/1/2004	6	15593	7	
NORTH AMER ELITE INS CO	12/28/1987	10/19/2001	07, 03, 04, 02, 06	337438	92422	
NORTH AMER SPECIALTY INS CO	11/23/1973	10/23/1984	03, 04, 07, 06, 02	2211546	658962	
NORTH PACIFIC INS CO	6/26/1958	6/29/1964	04, 05, 07, 03	6844050	3541001	
NORTH POINTE INS CO	10/13/1986	10/20/2004	03, 04, 05	53146	35356	
NORTH RIVER INS CO	6/12/1972	9/30/1972	04, 06, 07, 03, 02	181072	62218	



**Summary of Idaho Business  
Property and Casualty (continued)**

Company Name	Incorporated Date	Licensed Date	Lines of Business	Direct Idaho Premiums Written	Direct Idaho Claims and Benefits	Complaint Counts as of 12/31/2014
NORTHERN INS CO OF NY	12/6/1926	11/9/1934	07, 03, 04, 06	4414	-43597	
NORTHLAND CAS CO	5/18/1959	11/15/1959	04, 05, 03, 07	16189	-1884	
NORTHLAND INS CO	1/16/1948	6/15/1960	04, 05, 07, 03	4039586	923761	
NORTHWEST DENTISTS INS CO	5/5/1989	12/4/1995	04, 05, 07, 03	232217	29000	
NOVA CAS CO	9/13/1979	4/15/1988	07, 04, 06, 03	1164659	12044	
NUTMEG INS CO	11/19/1980	7/1/2011	04, 07, 03, 06	0	-8267	
OAK RIVER INS CO	3/4/1993	1/1/2014	6	0	0	
OAKWOOD INS CO	9/23/1974	1/1/1975	03, 07, 05, 04	0	0	
OBRI NATL INS CO	7/28/2011	8/1/2013	6	3938	1944	
OCCIDENTAL FIRE & CAS CO OF NC	10/31/1961	5/29/1962	03, 06, 07, 02, 04	36568	10290	
ODYSSEY REINS CO	9/10/1986	11/6/1987	03, 07, 04, 06, 02	0	0	
OHIC INS CO	2/9/1978	8/6/1982	07, 03, 04, 02, 05	0	0	
OHIO CAS INS CO	11/6/1919	9/20/1947	04, 06, 07, 02, 03	3504072	1547499	
OHIO IND CO	2/11/1956	10/20/1986	04, 05, 07	288985	61547	
OHIO SECURITY INS CO	11/1/1950	9/23/1970	03, 04, 06, 07	9892519	4429467	
OLD REPUBLIC GEN INS CORP	9/7/1960	11/16/1962	03, 04, 07, 06, 02	236286	-35977	
OLD REPUBLIC INS CO	4/11/1935	1/15/1955	02, 06, 07, 04, 03	4419406	3854618	
OLD REPUBLIC SECURITY ASSUR CO	7/26/1977	11/14/1977	04, 05, 07, 03, 02	0	0	
OLD REPUBLIC SURETY CO	12/28/1981	5/16/1990	7	273538	149399	
OLD UNITED CAS CO	5/20/1988	12/29/1992	05, 03, 02	31768	0	
ONEBEACON AMER INS CO	3/10/1971	3/31/1971	07, 04, 06, 02, 03	1	446791	
OREGON AUTOMOBILE INS CO	12/28/1925	5/22/1963	07, 03, 05, 04	612982	-70340	
OREGON MUT INS CO	12/29/1894	10/28/1925	07, 04, 05, 03	17259744	10054998	1
OWNERS INS CO	5/13/1975	12/1/2005	06, 02, 07, 03, 04	6857401	1743231	1
PACIFIC COMPENSATION INS CO	1/31/2002	8/1/2008	6	0	0	
PACIFIC EMPLOYERS INS CO	7/17/1923	12/1/1942	03, 04, 07, 02, 06	1792	179885	
PACIFIC IND CO	1/16/1926	11/24/1927	03, 06, 04, 07, 02	744755	383945	
PACIFIC PIONEER INS CO	8/21/1978	5/27/1981	05, 07, 03, 04	0	0	
PACIFIC SPECIALTY INS CO	4/18/1988	4/1/1997	05, 04, 03	3339	0	
PACIFIC STAR INS CO	8/3/1987	4/5/1991	05, 07, 04, 03	0	0	
PACO ASSUR CO INC	12/21/1994	5/21/2008	5	85089	-45899	
PARTNERRE AMER INS CO	8/15/1919	6/4/1981	03, 05, 04, 02	483819	309760	

**Summary of Idaho Business  
Property and Casualty (continued)**

Company Name	Incorporated Date	Licensed Date	Lines of Business	Direct Idaho Premiums Written	Direct Idaho Claims and Benefits	Complaint Counts as of 12/31/2014
PARTNER INS CO OF NY	9/8/1989	6/15/1989	05, 07, 04, 03	0	0	0
PEACHTREE CAS INS CO	11/29/1983	1/18/2005	03, 05	0	0	0
PEAK PROP & CAS INS CORP	8/16/1985	3/16/1988	03, 04, 05	0	0	0
PEERLESS IND INS CO	4/30/2002	12/31/2002	07, 03, 04, 06	0	0	0
PEERLESS INS CO	3/7/1901	8/21/1943	03, 04, 05, 07	0	0	0
PEMCO MUT INS CO	10/5/1948	8/27/2009	03, 04, 05, 07	0	0	0
PENN AMER INS CO	12/23/1975	6/1/2005	07, 03, 04, 06	-824	-3615	
PENN MILLERS INS CO	1/10/1887	1/8/1996	04, 05, 03	882875	90504	
PENNSYLVANIA LUMBERMENS MUT INS	2/26/1895	1/2/2007	07, 03, 04, 05	649862	-25392	
PENNSYLVANIA MANUFACTURERS ASSOC INS	7/6/1964	5/1/2002	04, 06, 03, 07	1022007	710050	
PENNSYLVANIA MANUFACTURERS IND CO	7/6/1982	7/14/1977	06, 07, 03, 04, 02	-14396	-49737	
PENNSYLVANIA NATL MUT CAS INS CO	1/6/1919	9/3/1974	03, 04, 06, 07, 02	325	0	
PERMANENT GEN ASSUR CORP	9/28/1994	12/20/1991	03, 04, 05, 07	25227	2596	
PETROLEUM CAS CO	10/8/1925	9/30/1969	06, 04, 03	0	0	
PHARMACISTS MUT INS CO	10/16/1909	12/21/2001	07, 03, 04, 06	356768	47950	
PHILADELPHIA IND INS CO	2/4/1927	8/2/1989	03, 04, 02, 07, 05	9374653	3979445	1
PHOENIX INS CO	6/1/1850	7/1/1880	02, 07, 06, 04, 03	1655702	899229	
PHYSICIANS INS A MUT CO	12/22/1981	12/1/1994	03, 04, 05	1342290	34126	
PIONEER SPECIALTY INS CO	8/17/1981	10/1/2011	03, 06, 04, 07	449998	182327	
PLANS LIAB INS CO	5/15/1986	3/8/2007	07, 05	0	0	
PLATTE RIVER INS CO	1/6/1972	8/13/1981	03, 04, 06, 07	110881	-7078	
PLAZA INS CO	7/20/1972	12/24/1986	03, 04, 07, 05	230441	56630	
PMI INS CO	11/2/1994	7/31/1996	9	0	0	
PMI MORTGAGE INS CO	11/10/1972	4/26/1968	9	1234390	250447	
PODIATRY INS CO OF AMER	5/23/1980	1/1/2004	5	317363	120581	
PRAETORIAN INS CO	7/20/1979	10/4/1982	02, 03, 06, 07, 04	2237943	676067	2
PREFERRED PROFESSIONAL INS CO	6/30/1976	10/9/1991	03, 04, 06	287929	10458	
PRESERVER INS CO	12/29/1992	12/1/2009	07, 04, 06, 03	0	0	
PREVISOR INS CO	1/22/1946	11/28/2007	04, 07, 05, 03	0	0	
PROASSURANCE IND CO INC	10/1/1976	6/19/1996	02, 05	0	0	
PRODUCERS AGRICULTURE INS CO	3/31/1977	4/6/1989	03, 05	2591552	1970310	
PROFESSIONALS ADVOCATE INS CO	12/27/1985	3/30/2000	07, 03, 05	0	0	

**Summary of Idaho Business  
Property and Casualty (continued)**

Company Name	Incorporated Date	Licensed Date	Lines of Business	Direct Idaho Premiums Written	Direct Idaho Claims and Benefits	Complaint Counts as of 12/31/2014
PROFESSIONALS DIRECT INS CO	6/4/1987	1/10/2008	5	0	-2459	
PROGRESSIVE ADVANCED INS CO	6/5/1930	11/19/2007	03, 04, 05	0	0	
PROGRESSIVE CAS INS CO	11/19/1956	8/22/1969	07, 05, 04, 03	0	-57516	
PROGRESSIVE CLASSIC INS CO	9/30/1983	9/12/1988	05, 04, 03, 07	0	0	
PROGRESSIVE DIRECT INS CO	9/29/1986	4/26/1996	05, 04, 03	23485184	12149225	6
PROGRESSIVE MAX INS CO	3/12/1937	3/1/2007	05, 04, 03	0	0	1
PROGRESSIVE NORTHERN INS CO	8/19/1980	3/19/1987	04, 05, 03	574875	379104	
PROGRESSIVE NORTHWESTERN INS CO	9/24/1982	9/19/1988	04, 05, 03	42197008	26066885	10
PROGRESSIVE PREFERRED INS CO	9/24/1979	3/11/1985	03, 05, 04	0	0	
PROGRESSIVE PREMIER INS CO OF IL	9/13/1992	12/16/2003	03, 04, 05	0	0	
PROGRESSIVE SPECIALTY INS CO	8/4/1975	11/20/1981	05, 07, 03	0	0	
PROGRESSIVE WEST INS CO	7/23/1970	9/25/1981	03, 07, 05, 04	0	0	
PROPERTY & CAS INS CO OF HARTFORD	5/4/1989	10/20/1995	03, 07, 06, 04	5408091	3246976	3
PROSELECT INS CO	5/30/1856	4/24/2014	5	0	0	
PROSELECT NATL INS CO INC	3/21/1947	4/24/2014	05, 03, 04	0	0	
PROTECTIVE INS CO	12/21/1954	12/12/1967	06, 07, 04, 03, 02	367704	229606	
PROVIDENCE WASHINGTON INS CO	1/5/1799	6/8/1898	06, 04, 07, 03	0	0	
PUBLIC SERV INS CO	6/24/1925	4/1/1964	05, 03	4499	-302504	
PXRE REINS CO	8/7/1986	4/6/1988	03, 04, 05, 07	0	0	
QBE INS CORP	5/5/1980	6/14/1984	02, 04, 05, 03	4771386	2171017	1
QBE REINS CORP	2/24/1964	6/29/1979	05, 07, 04, 03	0	0	
QUALITAS INS CO	11/10/1982	10/21/1991	05, 07, 04, 03	0	-7599	
QUANTA IND CO	5/17/1968	11/26/1968	02, 06, 07, 04, 03	0	-8750	
RADIAN GUAR INC	9/23/1976	5/20/1980	9	7007697	2339029	
RADIAN MORTGAGE ASSUR INC	6/18/1974	11/23/1981	9	0	0	
RAMPART INS CO	9/13/1979	12/22/1992	03, 04, 06, 07	0	0	
RED SHIELD INS CO	2/9/1979	8/12/1988	04, 05, 03, 07	903190	453232	
REDWOOD FIRE & CAS INS CO	1/27/1970	2/10/1983	04, 06, 03, 07	780459	85030	
REGENT INS CO	1/22/1963	10/27/1992	03, 04, 07, 06	40029	-69596	
REPUBLIC IND CO OF AMER	12/5/1972	4/10/1995	04, 03, 02, 06, 07	8636	0	
REPUBLIC IND CO OF CA	10/13/1982	4/10/1995	02, 07, 06, 04, 03	103000	162701	
REPUBLIC MORTGAGE INS CO	12/7/1972	11/1/1984	9	767935	643556	

## Summary of Idaho Business Property and Casualty (continued)

Company Name	Incorporated Date	Licensed Date	Lines of Business	Direct Idaho Premiums Written	Direct Idaho Claims and Benefits	Complaint Counts as of 12/31/2014
REPUBLIC MORTGAGE INS CO OF FL	12/16/1974	5/20/2003	9	0	0	0
REPUBLIC MORTGAGE INS OF NC	3/13/1973	11/26/2002	9	0	0	0
REPWEST INS CO	2/28/1973	6/29/1981	03, 04, 06, 07, 02	238664	18189	
RESPONSE INS CO	5/26/1983	12/23/1985	5	0	0	0
RESPONSE WORLDWIDE INS CO	9/27/1979	12/31/1979	5	0	-164	
RIVERPORT INS CO	12/22/1989	9/1/2006	07, 03, 04, 06	1161135	419976	
RLI IND CO	1/28/1987	10/10/1996	02, 07, 03, 04, 05	705	7	
RLI INS CO	6/4/1959	4/20/1972	06, 03, 02, 07, 04	1657324	439340	
ROCHE SURETY & CAS CO INC	3/27/1981	12/7/2005	7	37256	0	1
ROCKWOOD GAS INS CO	9/13/1990	4/1/2007	07, 03, 04, 06	0	-18757	
ROCKY MOUNTAIN FIRE & CAS CO	4/2/1959	11/5/1959	05, 03, 04	117342	122473	
RSUI IND CO	6/16/1977	5/7/1980	03, 04, 05	1337610	195501	
RURAL COMM INS CO	4/3/1980	1/19/1983	03, 05	12506644	14297037	
RVTAMER INS CO	7/18/1883	1/1/1909		0	0	
SAFECO INS CO OF AMER	9/2/1953	9/17/1953	06, 07, 03, 04	8149417	3972041	1
SAFECO INS CO OF IL	8/29/1980	7/31/1984	03, 04, 06	79626996	40856888	23
SAFECO INS CO OF IN	3/25/1971	4/5/1972	03, 04, 05	0	0	
SAFECO NATL INS CO	9/11/1972	1/5/1991	5	0	-24	
SAFETY FIRST INS CO	5/22/2001	9/1/2007	07, 06	27948	10966	
SAFETY NATL CAS CORP	11/28/1942	9/15/1987	03, 04, 02, 06, 07	1304009	477011	
SAFEWAY INS CO	8/28/1962	3/21/2008	5	0	0	
SAGAMORE INS CO	12/15/1981	2/4/2002	07, 03, 04, 02, 06	399829	322958	2
SAMSUNG FIRE & MARINE INS CO LTD	1/26/1952	11/1/2011	04, 03, 06, 07	1578	72190	
SAN FRANCISCO REINS CO	5/25/1956	1/14/1982	02, 07, 03, 05, 04	0	0	
SCOR REINS CO	11/8/1984	9/30/1985	07, 02, 03, 06, 04	0	0	
SCOTTSDALE IND CO	11/14/1984	12/29/1992	04, 05, 03	533223	82217	
SEABRIGHT INS CO	7/26/1986	12/17/1987	02, 07, 06, 04, 03	11556	-25537	
SEAWORTHY INS CO	11/1/1989	12/23/2008	04, 03, 06, 07, 02	179494	73738	
SECURA INS A MUT CO	3/1/1900	11/1/2007	4	0	0	
SECURA SUPREME INS CO	11/30/1995	11/1/2007	07, 03, 04, 06	0	0	
SECURIAN CAS CO	1/18/1994	6/13/2007	07, 04, 06, 03	1609400	393892	
SECURITY NATL INS CO	7/7/1924	11/3/1992	03, 05	481138	159661	

### Summary of Idaho Business Property and Casualty (continued)

Company Name	Incorporated Date	Licensed Date	Lines of Business	Direct Idaho Premiums Written	Direct Idaho Claims and Benefits	Complaint Counts as of 12/31/2014
SELECT INS CO	3/31/1955	8/29/1968	04, 07, 03, 06	0	-2168	
SELECT MARKETS INS CO	6/14/1963	3/12/1967	03, 05, 07, 04	0	0	
SELECTIVE INS CO OF NY	1/1/1985	5/31/1983	02, 03, 07, 06, 04	140739	1990	
SENECA INS CO INC	3/29/1978	7/1/1978	03, 04, 07, 06	150406	-30769	
SENTINEL INS CO LTD	7/6/1999	2/4/2004	04, 03, 07, 06	7579539	4904295	2
SENTRUITY CAS CO	1/10/2007	8/27/2010	03, 07, 04, 06	0	0	
SENTRY CAS CO	7/23/1973	9/21/2004	04, 05, 07	1166361	1497618	
SENTRY INS A MUT CO	12/19/1913	1/7/1927	07, 03, 04, 02, 06	2802619	888492	
SENTRY SELECT INS CO	8/1/1929	11/3/1982	06, 07, 04, 03, 02	2409406	665870	
SEQUOIA IND CO	2/2/2004	2/1/2009	07, 03, 04, 06	0	0	
SEQUOIA INS CO	4/10/1946	9/14/2004	03, 04, 06, 07	14680	11306	
SERVICE INS CO	12/16/1977	2/5/2004	07, 03, 04, 05	8091	0	
SIRIUS AMER INS CO	9/13/1979	12/8/1987	02, 05, 04, 07, 03	83242	-11858	
SOMPO JAPAN INS CO OF AMER	8/9/1962	12/13/1982	03, 07, 06, 04	525732	43150	
SOUTHERN INS CO	12/2/1947	11/15/1960	03, 04, 05	0	0	
SOUTHWEST MARINE & GEN INS CO	7/26/2005	10/10/2008	7	70469	7333	
SPARTA INS CO	2/10/1923	9/9/1926	04, 06, 03, 07, 02	170814	23610	
SPRINGFIELD INS CO INC	5/9/1988	2/1/2009	07, 06, 03, 04	9531	-31	
ST PAUL FIRE & MARINE INS CO	4/20/1925	5/2/1928	02, 07, 06, 04, 03	367043	-202702	
ST PAUL GUARDIAN INS CO	4/6/1970	6/9/1972	04, 06, 07, 03, 02	12817	-21588	
ST PAUL MERCURY INS CO	8/27/1964	11/14/1967	06, 03, 04, 07, 02	105832	-329502	
ST PAUL PROTECTIVE INS CO	12/30/1931	5/9/1947	06, 07, 04, 03, 02	9859	-11032	
STANDARD FIRE INS CO	7/6/1905	2/14/1912	04, 06, 07, 03, 02	3932506	1364778	3
STANDARD GUAR INS CO	8/29/1960	12/30/1983	03, 04, 05, 02	4682045	1348757	1
STAR INS CO	8/26/1985	10/7/1988	03, 04, 06, 07, 02	305574	155792	1
STARNET INS CO	6/11/1998	3/20/2000	06, 07, 03, 04, 02	1425186	70834	
STARR IND & LIAB CO	4/15/1919	6/30/1980	06, 04, 03, 07, 02	4080902	2359650	
STATE AUTO PROP & CAS INS CO	1/25/1950	3/1/2012	06, 04, 07, 03	0	0	
STATE AUTOMOBILE MUT INS CO	8/15/1921	2/1/2006	06, 04, 07, 03	0	0	
STATE FARM FIRE & CAS CO	6/12/1935	8/29/1952	06, 07, 04, 03	72448473	42245207	16
STATE FARM MUT AUTO INS CO	3/29/1922	4/1/1929	03, 07, 05, 04	103103454	55499209	12
STATE NATL INS CO INC	8/1/1984	12/19/1994	02, 04, 05	1198966	87162	

**Summary of Idaho Business  
Property and Casualty (continued)**

Company Name	Incorporated Date	Licensed Date	Lines of Business	Direct Idaho Premiums Written	Direct Idaho Claims and Benefits	Complaint Counts as of 12/31/2014
STILLWATER INS CO	4/26/1990	4/22/2008	04, 07, 03, 05	0	0	
STILLWATER PROP & CAS INS CO	6/7/1971	6/14/1988	03, 04, 05, 07	260823	85834	
STONINGTON INS CO	2/2/1938	7/25/1974	06, 04, 07, 03	12030	-16187	
STRATFORD INS CO	12/28/1981	4/8/1988	03, 05, 04	66882	135820	
SUBLIMITY INS CO	11/10/1897	1/25/1991	03, 05, 07	3352021	1791269	
SUECIA INS CO	5/29/1980	6/20/1985	02, 05, 04, 03, 07	0	0	
SUN SURETY INS CO	4/20/1998	11/1/2001	7	159815	600	
SURETEC INS CO	6/19/1998	7/22/2008	7	80750	-4222	
SURETY BONDING CO OF AMER	2/27/1992	12/23/1999	07, 05	0	0	
SWISS REINS AMER CORP	7/26/1940	11/18/1960	03, 04, 05, 07, 02	0	0	
SYNCORA GUAR INC	7/25/1991	11/5/1992	7	0	0	
T H E INS CO	4/10/1969	4/23/1996	06, 07, 03, 04	1086639	518423	
TEACHERS INS CO	3/2/1971	4/16/1973	04, 05, 07, 02, 03	153000	72801	
TECHNOLOGY INS CO INC	6/14/1991	3/4/1996	03, 07, 06, 04, 02	966870	199851	
THE BAR PLAN MUT INS CO	11/21/1985	3/25/2004		0	0	
THE CINCINNATI IND CO	5/19/1988	1/1/1998		4285495	3492698	
THE TRAVELERS CAS CO	12/10/1982	9/6/1983	03, 04, 07, 06	0	-62	
TIG INS CO	3/8/1911	7/6/1932	04, 06, 02, 03, 07	0	-1467761	
TITAN IND CO	1/18/1984	4/20/1989	03, 07, 05, 04	0	0	
TNUS INS CO	2/11/2004	7/1/2004	07, 03, 04, 05	4332	787	
TOKIO MARINE AMER INS CO	8/13/1998	8/1/2012	03, 06, 04, 02, 07	423354	-5882	
TORUS NATL INS CO	11/6/1944	7/1/1947	04, 07, 06, 03	286285	108497	
TOWER INS CO OF NY	6/20/1989	3/1/2007	04, 03, 07, 06	514197	425329	
TOYOTA MOTOR INS CO	9/3/1909	12/10/1952	04, 07, 03, 05	401888	281745	
TRANS PACIFIC INS CO	1/21/1982	6/24/1983	04, 06, 07, 03	226319	245435	
TRANSAMERICA CAS INS CO	11/15/1957	7/27/1974	03, 02, 04, 07, 05	839866	633998	
TRANSATLANTIC REINS CO	10/29/1952	3/22/1978	06, 02, 04, 03	0	0	
TRANSGUARD INS CO OF AMER INC	6/18/1987	1/12/1998	07, 03, 04, 06	334921	129141	
TRANSPORT INS CO	5/25/1976	12/21/1976	03, 07, 06, 04	0	0	
TRANSPORTATION INS CO	2/11/1938	7/10/1951	04, 06, 02, 07, 03	713413	2754937	
TRAYCO INS CO	7/24/1991	10/10/1995	03, 04, 05	0	0	
TRAVELERS CAS & SURETY CO	5/1/1883	1/1/1965	06, 07, 02, 04, 03	912127	-305527	

### Summary of Idaho Business Property and Casualty (continued)

Company Name	Incorporated Date	Licensed Date	Lines of Business	Direct Idaho Premiums Written	Direct Idaho Claims and Benefits	Complaint Counts as of 12/31/2014
TRAVELERS CAS & SURETY CO OF AMER	7/18/1974	8/16/1988	02, 04, 06, 07, 03	6879894	2357528	
TRAVELERS CAS CO OF CT	1/3/1990	2/11/1991	03, 04, 07, 06	0	-836	
TRAVELERS CAS INS CO OF AMER	8/12/1971	4/12/1978	06, 03, 04, 07	3376673	1898810	
TRAVELERS COMMERCIAL CAS CO	5/20/1981	12/17/1984	04, 07, 02, 06, 03	0	0	
TRAVELERS COMMERCIAL INS CO	1/3/1990	2/11/1991	03, 07, 06, 04	1262837	497123	1
TRAVELERS CONSTITUTION STATE INS CO	12/10/1982	9/6/1983	03, 04, 07, 06	0	-23	
TRAVELERS HOME & MARINE INS CO	7/24/1991	10/10/1995	04, 05, 03	11916350	6666326	8
TRAVELERS IND CO	3/25/1903	8/11/1923	06, 03, 02, 07, 04	7647691	4354564	1
TRAVELERS IND CO OF AMER	1/2/1946	5/13/1968	06, 07, 03, 04	2943725	1775300	
TRAVELERS IND CO OF CT	5/1/1859	12/28/1966	06, 03, 07, 02, 04	2415539	-2396985	
TRAVELERS PROP CAS CO OF AMER	7/29/1971	4/1/1973	03, 06, 07, 04	15766160	3482270	
TRAVELERS PROP CAS INS CO	1/3/1990	3/21/1991	03, 05, 04	0	0	
TRENWICK AMER REINS CORP	8/24/1984	1/1/1985	05, 03, 04, 07	0	0	
TRI STATE INS CO OF MN	4/1/1974	3/1/2008	02, 06, 07, 04, 03	35269	6874	
TRINITY UNIVERSAL INS CO	1/26/1926	9/9/1992	04, 07, 06, 03	5396334	3249386	2
TRITON INS CO	3/25/1982	12/23/1985	02, 07, 05, 04, 03	186452	5582	
TRUCK INS EXCH	2/5/1935	4/1/1935	03, 04, 06, 07, 02	7826960	2225083	
TRUMBULL INS CO	10/10/1986	11/8/1995	07, 06, 03, 04	833700	454692	
TWIN CITY FIRE INS CO CO	3/5/1987	7/1/1987	02, 03, 04, 06, 07	4722287	1871713	
UMIA INS INC	11/22/1978	1/3/1991	5	576655	-490415	
UNDERWRITER FOR THE PROFESSIONS INS	9/5/1989	6/14/2001	5	0	0	
UNIGARD IND CO	11/8/1972	5/31/1991	03, 04, 06, 07	24109	35358	
UNIGARD INS CO	9/29/1960	12/23/1960	02, 03, 07, 06, 04	8514915	6691701	2
UNION INS CO	3/21/1973	7/13/1982	06, 04, 03, 07	194841	67859	
UNIONE ITALIANA REINS CO OF AMER	8/24/1978	12/8/1983	04, 05, 07, 03	0	0	
UNITED FINANCIAL CAS CO	6/13/1984	6/27/1995	04, 05, 03	11824530	5875616	
UNITED FIRE & CAS CO	1/2/1946	10/29/1980	03, 04, 07, 05	2539866	776723	1
UNITED GUAR CREDIT INS CO	6/9/1981	8/6/1982	5	0	0	
UNITED GUAR MORTGAGE IND CO	6/12/1972	9/25/1981	9	0	0	
UNITED GUAR RESIDENTIAL INS CO	11/27/1963	11/9/1964	9	2963451	750652	
UNITED GUAR RESIDENTIAL INS CO OF NC	4/5/1963	5/14/1980	5	0	0	
UNITED HERITAGE PROP & CAS CO	4/1/1908	4/21/1908	03, 05	18333233	10487092	4

### Summary of Idaho Business Property and Casualty (continued)

Company Name	Incorporated Date	Licensed Date	Lines of Business	Direct Idaho Premiums Written	Direct Idaho Claims and Benefits	Complaint Counts as of 12/31/2014
UNITED NATL SPECIALTY INS CO	2/2/1961	4/24/2001	06, 07, 03, 04	0	0	
UNITED SERV AUTOMOBILE ASSN	6/20/1922	10/31/1962	04, 03, 05	24479542	15813821	2
UNITED STATES FIDELITY & GUAR CO	3/19/1896	6/20/1899	06, 02, 03, 04, 07	87458	-161440	
UNITED STATES FIRE INS CO	4/1/1824	12/29/2003	07, 03, 04, 02, 06	1623020	499438	3
UNITED STATES LIAB INS CO	4/12/1867	2/5/1965	07, 05, 04, 03	1184971	307124	1
UNITED WI INS CO	9/11/1957	4/16/1991	06, 02	224194	99560	
UNITRIN AUTO & HOME INS CO	10/15/1996	12/31/1996	05, 07, 03, 04	0	0	
UNITRIN PREFERRED INS CO	9/28/1942	12/8/1999	07, 03, 04, 05	0	0	
UNITRIN SAFEGUARD INS CO	1/25/1982	3/21/1991	05, 04, 03	0	-7	
UNIVERSAL FIRE & CAS INS CO	2/4/1976	11/4/2005	7	32108	0	
UNIVERSAL SURETY CO	5/1/1947	6/4/1981	7	0	0	
UNIVERSAL SURETY OF AMER	5/14/1984	5/13/1997	07, 05	12680	1730	
UNIVERSAL UNDERWRITERS INS CO	1/25/1982	11/30/1982	02, 06, 07, 03, 04	4206075	512452	
UNIVERSAL UNDERWRITERS OF TX INS	8/28/1981	5/24/2006	05, 07, 03, 04	678795	346712	
US SPECIALTY INS CO	10/28/1986	4/15/1988		643115	433559	
US UNDERWRITERS INS CO	10/22/1992	9/20/2013		0	0	
USAA CAS INS CO	7/16/1990	12/31/1990	03, 04, 05	18110717	11578379	4
USAA GEN IND CO	6/23/1972	12/24/1974	04, 03, 05	8594798	6325165	7
UTICA MUT INS CO	2/13/1914	12/29/1959	04, 06, 07, 03	296148	-289618	
VALLEY FORGE INS CO	4/28/1944	9/2/1957	04, 06, 02, 07, 03	933281	227039	
VANLINER INS CO	4/16/1953	9/24/1968	03, 04, 06	407896	55997	
VERLAN FIRE INS CO MID	1/1/2009	9/27/2010	03, 04, 05	89673	0	
VICTORIA FIRE & CAS CO	7/11/1983	7/1/1996	05, 03	0	0	
VIGILANT INS CO	7/17/1939	9/9/1953	04, 06, 03, 07, 02	5301745	758703	
VIKING INS CO OF WI	8/10/1971	10/11/1977	05, 02	15649612	10728098	10
VIRGINIA SURETY CO INC	1/7/1982	6/30/1982	04, 06, 07, 03, 02	999176	138115	
WARNER INS CO	6/28/1985	11/15/1991	5	0	0	
WASHINGTON GAS CO	6/21/1990	11/28/1986	04, 05, 03	909827	109108	
WASHINGTON INTL INS CO	2/3/1976	12/19/1994	03, 02, 06, 04, 07	24761	-1173	
WAUSAU BUSINESS INS CO	12/27/1907	1/17/1991	03, 07, 06, 04	9762	31219	
WAUSAU UNDERWRITERS INS CO	9/27/1979	11/2/1992	02, 03, 04, 07, 06	216114	563709	
WESCO INS CO	12/12/1962	12/31/1979	04, 03, 02, 07, 06	1709362	402123	



## Summary of Idaho Business Property and Casualty (continued)

Company Name	Incorporated Date	Licensed Date	Lines of Business	Direct Idaho Premiums Written	Direct Idaho Claims and Benefits	Complaint Counts as of 12/31/2014
WEST AMER INS CO	9/6/1991	8/16/1988	03, 06, 07, 04	2568452	720563	
WESTCHESTER FIRE INS CO	5/27/1971	1/18/1996	04, 06, 07, 03	1634262	3739335	
WESTERN AGRIC INS CO	10/15/1971	4/1/1973	03, 07, 05, 04	13071	376	
WESTERN COMM INS CO	4/4/1980	8/22/1980	03, 04, 06, 07, 02	24928236	13376678	3
WESTERN GEN INS CO	8/11/1971	8/18/1980	03, 05	0	0	
WESTERN NATL ASSUR CO	6/28/1957	9/8/2004	02, 03, 06, 07, 04	1291533	414775	
WESTERN NATL MUT INS CO	5/6/1915	10/15/1957	06, 07, 04, 03	25999	2043	
WESTERN PROFESSIONAL INS CO	5/8/1998	6/15/2011	04, 03, 05	0	0	
WESTERN PROTECTORS INS CO	5/27/1987	6/15/2001	05, 03	390611	268290	
WESTERN SURETY CO	7/16/1900	12/6/1994	07, 05	1506692	22329	
WESTFIELD INS CO	7/12/1929	4/24/1969	06, 07, 03, 04	80228	18233	
WESTFIELD NATL INS CO	4/11/1968	3/1/2013	06, 03, 04	0	0	
WESTPORT INS CORP	3/13/1981	9/30/1981	03, 07, 04, 02, 06	1617473	302237	
WHITE PINE INS CO	7/9/1969	8/30/2013	03, 04, 05	31944	5000	
WILLIAMSBURG NATL INS CO	9/18/1986	5/1/1998	04, 06, 03, 07	63447	345	
WILSHIRE INS CO	9/6/1985	7/7/1987	04, 05, 07, 03, 02	1405042	902771	
WOODRIDGE INS CO	7/28/1986	9/11/1995	02, 03, 05, 04	0	0	
WORK FIRST CAS CO	2/19/1936	9/15/1987	06, 04, 03	291612	135116	
WORKERS COMP EXCH	1/1/1919	1/1/1919	6	2609157	1996346	
WORKMENS AUTO INS CO	8/1/1949	6/10/1981	05, 07, 03	15490	-1668	
WRIGHT NATL FLOOD INS CO	11/7/2002	7/12/2011	3	324357	1372	
WRM AMER IND CO INC	7/26/1991	6/7/1996	07, 03, 04, 05	0	0	
XL INS CO OF NY	9/23/1994	10/21/1966	03, 06, 07, 04	0	0	
XL INS AMER INC	11/10/1945	7/1/2012	06, 07, 04, 03	2608112	1776048	
XL REINS AMER INC	5/6/1929	7/25/1938	02, 07, 05, 03, 04	0	0	
XL SPECIALTY INS CO	11/14/1979	10/19/1995	04, 06, 07, 03	3308813	2019259	
YOSEMITE INS CO	1/16/1964	1/10/1967	05, 04, 03, 07	309932	59653	
ZALE IND CO	6/27/1973	1/18/2006	03, 04, 02, 05	6314	-7	
ZENITH INS CO	3/2/1949	6/1/1983	03, 04, 07, 06	35332	-76894	
ZURICH AMER INS CO	6/3/1998	12/31/1998	06, 02, 07, 03, 04	15956385	6831362	1
ZURICH AMER INS CO OF IL	10/11/1973	6/27/1985	04, 06, 07, 03	169921	33524	

### Lines of Business Code

02 - DISABILITY - EXCLUDING MANAGED CARE  
 03 - PROPERTY  
 04 - MARINE & TRANSPORTATION  
 05 - CASUALTY - EXCLUDING WORKER'S COMPENSATION  
 06 - CASUALTY - INCLUDING WORKER'S COMPENSATION  
 07 - SURETY  
 08 - MORTGAGE GUARANTY  
 09 - WORKER'S COMPENSATION ONLY  
 10 - WORKER'S COMPENSATION ONLY  
 99 - SHARE & DEPOSIT