


Idaho

Department of Insurance

2015 Annual Report



For the Year Ended December 31, 2015

C.L. "Butch" Otter
Governor

Dean L. Cameron
Director

State of Idaho
DEPARTMENT OF INSURANCE

C.L. "BUTCH" OTTER
Governor

700 West State Street, 3rd Floor
P.O. Box 83720
Boise, Idaho 83720-0043
Phone (208)334-4250
fax# (208) 334-4398
<http://www.doi.idaho.gov>

DEAN L. CAMERON
Director

August 2, 2016

Honorable C.L. "Butch" Otter
Governor, State of Idaho
Statehouse
Boise, ID 83720

Dear Governor Otter:

As Director of the Department of Insurance, I am pleased to submit to you the Annual Report for the calendar year 2015 as required by Section 41-216, Idaho Code. The statistics in this report are compiled from the December 31, 2015, annual statements filed with the Department by insurance companies licensed in Idaho.

The Department of Insurance has a long tradition of fair and consistent enforcement of the insurance laws of Idaho. The responsibility of regulating the insurance marketplace in Idaho is a challenging task that includes providing a competitive environment for companies doing business in our state, while being ever mindful of the Department's ultimate goal of protecting Idaho's consumers.

I wish to commend and thank the Department's knowledgeable, dedicated, and professional staff. The good work they do is accomplished in many forms each day and provides superior service for the citizens of Idaho.

Thank you for your continued support of our Department.

Respectfully submitted,

A handwritten signature in dark ink, reading "Dean L. Cameron", followed by a long horizontal flourish.

Dean L. Cameron
Director

Table of Contents

Administration.....	1
Department Main and Regional Office Addresses and Phone Numbers.....	1
Department of Insurance Directors.....	2
Organizational Chart.....	3
Summary of Administrative Orders.....	4
Litigation Pending During 2015.....	4
Summary of Legislative Changes Enacted in 2015.....	5
Rulemaking Adopted	6
Bulletins Issued	6
Idaho Immunization Assessment Board.....	7
Department Fund Sources.....	8
Department Fund Applications.....	9
Schedule of Receipts and Disbursements.....	10
 State Fire Marshal.....	 15
 Consumer Services.....	 17
SHIBA Program	17
Consumer Affairs.....	18
Fraud Investigations	19
 Company Activities.....	 21
Examinations & Analysis	21
Premium Tax	27
Producer Licensing	31
Continuing Education.....	31
 Product Review.....	 33
Rates and Forms.....	33
 Summary of Annual Statements.....	 35
Idaho Experience and Market Share of Top 20 Stock and Mutual Companies by Line of Business - 2015.....	37
Summary of Financial Condition as of December 31, 2015.....	71
Summary of Idaho Business for Calendar Year 2015.....	102

Administration

Department of Insurance Mission Statement

*The mission of the
Department of Insurance is
to equitably, effectively and
efficiently administer the
Idaho Insurance Code and the
International Fire Code.*

Main Office:

700 West State Street
3rd Floor
P.O. Box 83720
Boise, ID 83720-0043
Phone: 208-334-4250
Fax Numbers:
Main: 208-334-4398
Consumer Affairs: 208-334-4319
SHIBA: 208-334-4389
Fire Marshal: 208-334-4375

Regional Offices:

Fire Marshal Regional Office
1820 East 17th Street, Suite 220
Idaho Falls, ID 83404
Fire Prevention: 208-525-7022
Fire Investigation: 208-525-7209
Fax: 208-525-7066

Consumer Affairs/SHIBA Regional Office
353 North 4th, Suite 200
Pocatello, ID 83201
Consumer Affairs: 208-236-6411
SHIBA: 1-800-488-5764 / 208-236-6044
Fax: 208-236-6351

Consumer Affairs/SHIBA/Fire Marshal Regional Office
2005 Ironwood Parkway, Suite 143
Coeur d'Alene, ID 83814
Consumer Affairs: 208-666-6850
Fire Investigation: 208-769-1447
SHIBA: 1-800-488-5725 / 208-666-6847
Fax: 208-666-6767

Toll-free Numbers:

Consumer Assistance
1-800-721-3272

Producer Helpline
1-800-721-3272

Senior Health Insurance (SHIBA) Helpline
1-800-247-4422

Arson Reporting Hotline
1-877-752-7766

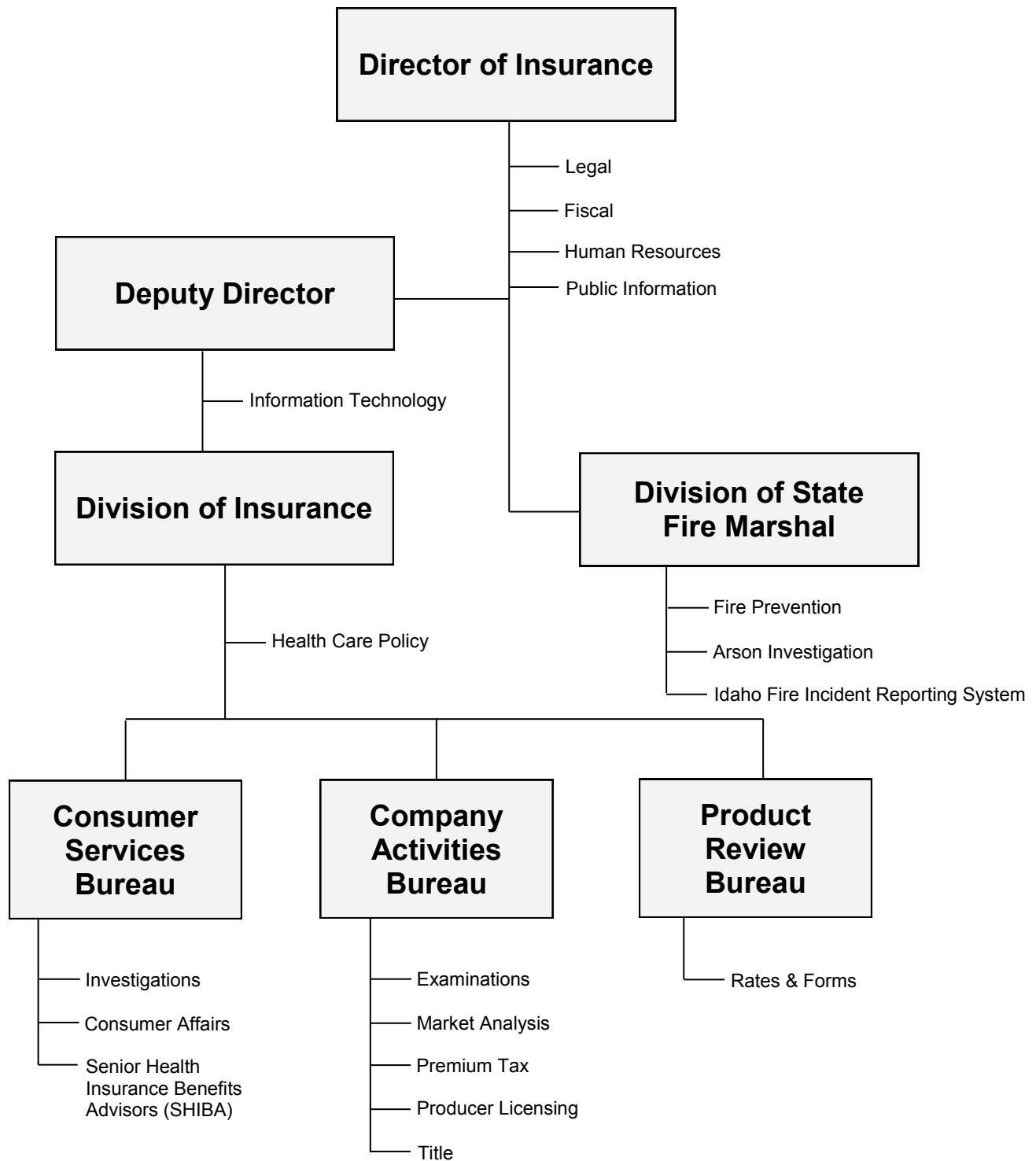
Fraud Reporting Hotline
1-866-939-7226

Website: <http://www.doi.idaho.gov>

Department of Insurance Directors

Director	Term of Office
Lucius C. Rice	1900
P. M. Davis	1901-1902
John H. Myer	1903-1904
Edward L. Liggett.....	1904-1905
C. D. Goaslind	1906-1909
I. C. Hattabaugh	1910-1911
E. F. Van Valkenburg	1912-1913
George F. Steele.....	1914-1916
W. R. Hyatt	1917-1918
Howard J. Brace	1919-1922
D. C. Neifert	1923-1929
W. H. Bakes	1930-1937
T. M. Walrath	1938-1940
Joel Jenifer	1941-1942
Howard Cullimore	1943-1944
Edward B. McMonigle.....	1945-1947
James Hubbard	1948-1950
Leo O'Connell	1951-1967
John R. Blaine	1967-1972
Robert Hay	1972-1973
Monroe C. Gollaher	1974-1980
Trent M. Woods	1980-1984
Wayne L. Soward	1984-1987
Anthony J. Fagiano.....	1987-1991
George J. Neumayer	1991
Harry C. Walrath	1991-1994
James M. Alcorn	1994-1995
John Michael Brassey	1995
James M. Alcorn	1995-1998
Mary L. Hartung	1998-2004
Gary L. Smith.....	2004-2006
Shad Priest	2006
William W. Deal	2007-2014
Tom Donovan.....	2015
Dean L. Cameron.....	2015-present

Organizational Chart



Summary of Administrative Orders

Producers

License Suspended	1
License Revoked	27
License Denied	9
Penalty Only	3
Other Orders	3

Insurers & Self-funded Plans

Certificate of Authority Suspended	13
Certificate of Authority Revoked	3
Certificate of Authority Reinstated	0
Block Non-Renewal and/or Withdrawal	15
Worker's Compensation Rate Deviation	21
Market Conduct Enforcement Orders	2
Orders Adopting Report of Examination	5
Other Orders	5

Others (e.g., title insurance agencies, adjusters, TPAs, RRGs)

License Suspended, Revoked or Denied	2
Penalty Only	1
Other Orders	3

Litigation Pending During 2015

Domestic Receiverships

In the Matter of the Liquidation of Old Standard Life Insurance Co., Case No. CV OC 0401574D

Ancillary Receiverships

State of Idaho, Department of Insurance v. Mission Insurance Company Trust, Case No. 88616
State of Idaho v. Commercial Compensation Casualty Company, Case No. OC 03 03337D
In the Matter of the Ancillary Liquidation of Wasatch Crest Mutual Insurance Company, Case No. CV OT 0810442

Summary of Legislative Changes Enacted in 2015 Impacting the Department of Insurance or the Insurance Industry

The following insurance-related bills were enacted and took effect July 1, 2015, unless otherwise noted.

Department of Insurance Legislation

The Department of Insurance brought forth no legislation during the 2015 Legislative Session.

Other Insurance-Related Legislation

House Bill 17 - This legislation concerns autocycles, their definition, exemptions, and provisions of existing law now applicable to them.

House Bill 46 - This legislation amends existing law by adding the definition for “stand-alone dental plan.”

House Bill 107 - This legislation extends the sunset date of the Idaho Immunization Assessment Board and program set forth in Title 41, Chapter 60, Idaho Code to July 1, 2017.

House Bill 182 - This legislation amends existing law to exclude consumer operated and oriented health plans (CO-OPs) established under the Affordable Care Act (ACA) from coverage by the Idaho Life and Health Guaranty Association. This legislation also adds language found in the NAIC Model Life and Health Insurance Guaranty Association Act that permits the guaranty association to exclude from membership entities that are similar to entities excluded by the law.

House Bill 277 - This legislation amends existing law to establish additional provisions concerning the business of title insurance and adds a new section concerning closing or settlement protection, setting forth limitations, rates, bans, and exceptions.

Senate Bill 1014 - This legislation amends existing law to revise and clarify which proceeds of a certain life insurance contract are entitled to an exemption from attachment or levy.

Senate Bill 1023 - This legislation adds Chapter 30 to Title 41, Idaho Code, to be known as the Idaho Unclaimed Life Insurance Benefits Act. This Act establishes requirements for life insurance companies related to certain unclaimed life insurance benefits. **This Act takes effect July 1, 2016.**

Senate Bill 1062 - This legislation adds Chapter 92 to Title 39, Idaho Code, to be known as the Idaho Direct Primary Care Act. This Act provides that Direct Primary Care Agreements do not constitute insurance but function as written contracts, and provides definitions, provisions, exemption, disclaimers, and restrictions for such agreements.

Senate Bill 1078 - This legislation repeals Idaho Code § 41-2653(1) as out-of-date. The Statement of Purpose provides that the mortgage guaranty insurers’ coverage limitation of 25% never achieved its intended purpose to spread risk and draw new capital to the industry.

Senate Bill 1081 - This legislation defines the term “public postsecondary educational institution,” revises a definition and sets forth reserve and surplus requirements of public postsecondary educational institutions with a public postsecondary educational institution plan.

Senate Bill 1168 - This legislation amends existing law concerning premium tax owed on workers’ compensation insurance to permanently reduce the tax rate from 2.5% to 2.0%, **effective January 1, 2016.**

Rulemaking Adopted

<u>Rule No.</u>	<u>Name</u>
Rule 46 IDAPA 18.01.46	Rules Pertaining to Recognition of New Annuity Mortality Tables for Use in Determining Reserve Liabilities for Annuities and Pure Endowment Contracts Effective April 11, 2015
Rule 53 IDAPA 18.01.53	Rules Pertaining to Continuing Education Effective April 11, 2015

Bulletins Issued

<u>Bulletin No.</u>	<u>Subject</u>
15-01	Terrorism Risk Insurance Program Reauthorization Act of 2015 (Replaces Bulletin 08-02) February 19, 2015
15-02	Use of Revised Accounting Practices and Procedures Manual of the NAIC April 15, 2015
15-03	Submission and Rate Review Requirements for Individual and Small Employer Health Benefit Plans and Small Employer Association Health Benefit Plans in Idaho May 11, 2015
15-04	Rate of Interest on Deferred Payment of Cash Surrendered Benefits (Replaces Bulletin 14-04) August 5, 2015
15-05	Requirements for Use of Assumed Names and Business Entities October 7, 2015

Idaho Immunization Assessment Board

The 2010 Idaho Legislature adopted Title 41, Chapter 60, Immunization Assessments. The Idaho Immunization Assessment funds the Idaho Department of Health and Welfare's Immunization Program, which provides vaccines for insured children in Idaho. The program was extended by the Idaho Legislature in 2015 and is scheduled to sunset on July 1, 2017.

Under this program, the Idaho Department of Health and Welfare is able to purchase vaccines for insured children at significant discounts. In addition, the program facilitates immunization of children by enabling physicians and other health care professionals in Idaho to obtain most or all of their childhood vaccine supply from the Idaho Department of Health and Welfare as a single source.

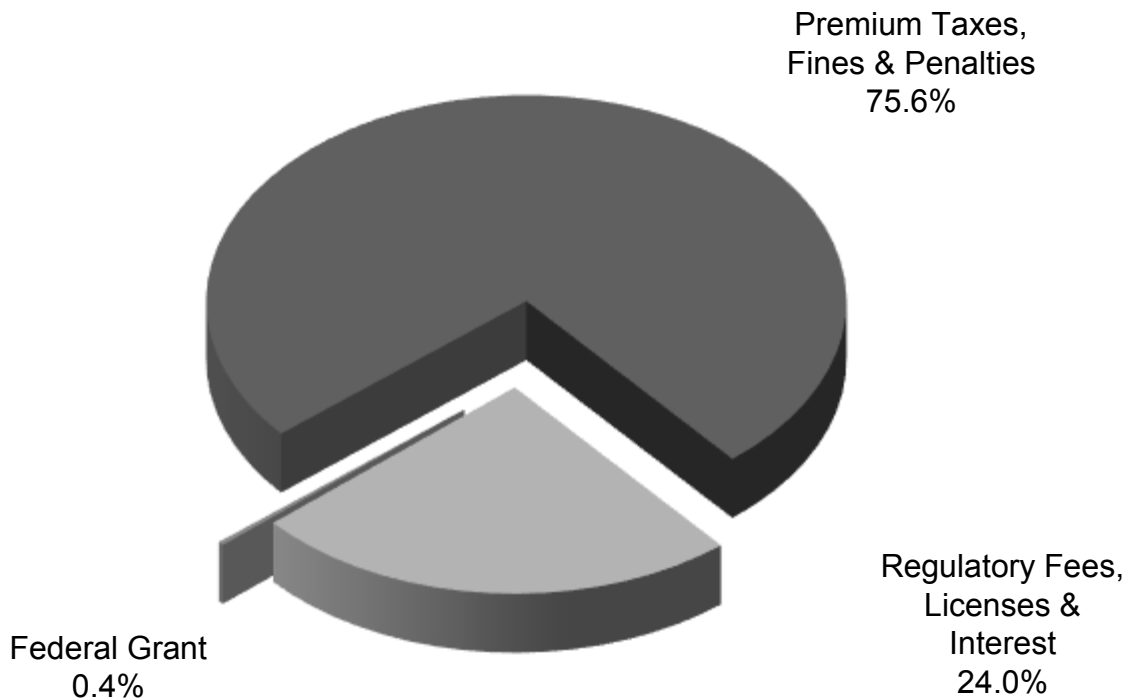
The legislation also created the independent Idaho Immunization Assessment Board to assess mandatory fees from all carriers covering children in Idaho to fund this program. Under the Board's Plan of Operation, carriers report to the Idaho Department of Insurance the numbers of program- eligible children they cover as of January 31 of each year on or before March 15 of that year. The annual assessment fee notice is sent to all carriers no later than April 15 with a due date of June 15. If the billing is greater than \$50,000, the carrier may request a quarterly installment plan.

The 2015 assessment per program-eligible child was \$65.00.

Highlights for Year 2015

◆ Total carriers surveyed	926
◆ Total carriers assessed	142
◆ Total lives assessed	233,215
◆ Total funds assessed	\$15,289,975

Department Fund Sources*
For the Fiscal Year Ended June 30, 2016

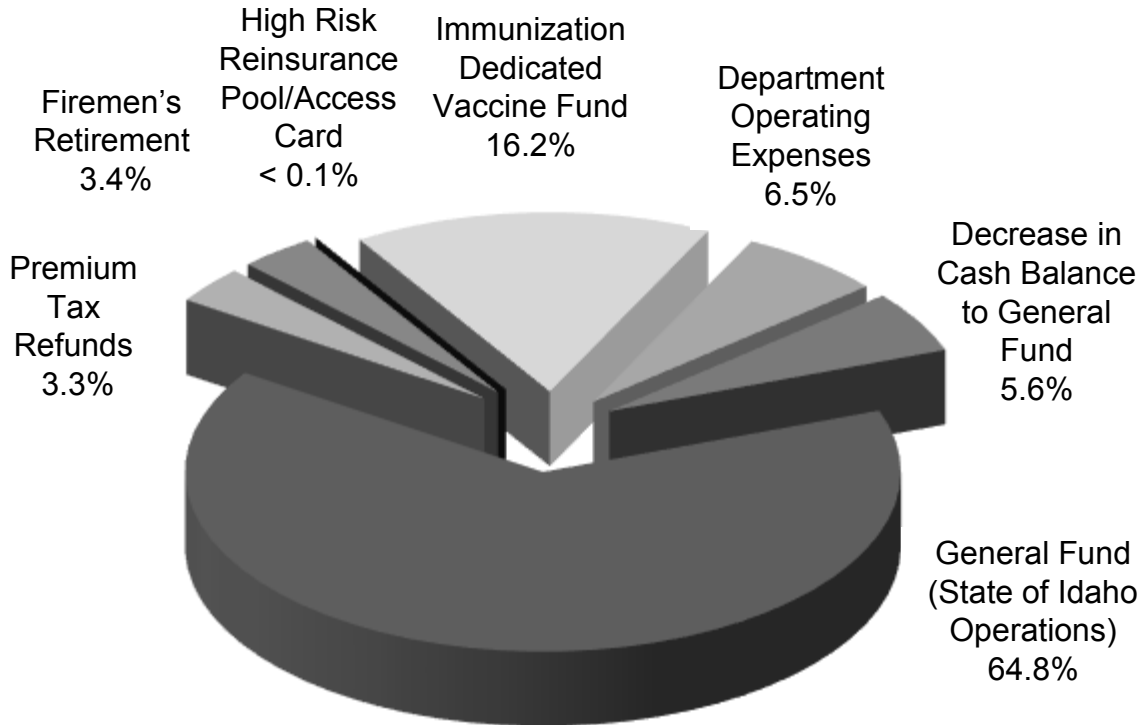


Premium Taxes, Fines & Penalties	\$	84,143,663
Regulatory Fees, Licenses & Interest		26,654,983
Federal Grant		<u>475,701</u>
Total	\$	<u>111,274,347</u>

Department receipts totaled over \$111 million in FY 2016. Taxes on insurance premiums constituted the largest portion (75.6%) of these receipts, amounting to \$84.1 million. Regulatory fees and licenses of \$26.7 million and federal grant funds of \$0.5 million accounted for the remainder of the FY 2016 receipts. Although premium taxes represent the Department's largest single source of receipts, these dollars are not utilized to finance Department operations. The majority of premium tax proceeds are distributed to the General Fund to finance other state programs. The balance of premium tax proceeds are distributed to the Premium Tax Refund Fund and the Firemen's Retirement Program. (The High Risk Reinsurance Pool and the Access Card Program sunsetted on October 1, 2015).

*Includes the following funds: Insurance Administrative Account; Arson, Fire and Fraud Prevention Account; Idaho Immunization Dedicated Vaccine Fund; Insurance Insolvency Account; Cigarette Propensity Enforcement Fund; and Federal Grant Fund.

Department Fund Applications*
For the Fiscal Year Ended June 30, 2016



General Fund	\$	72,123,281
Premium Tax Refunds		3,725,761
Firemen's Retirement (PERSI)		3,779,982
High Risk Reinsurance Pool/Access Card Program		11,252
Immunization Dedicated Vaccine Fund		18,044,153
Department Operating Expenses		7,275,359
Decrease in Cash Balance to General Fund		<u>6,225,626</u>
Total	\$	<u>111,185,413</u>

In FY 2016, distributions to the General Fund totaled just over \$78.3 million, while distributions to the Premium Tax Refund Fund, Firemen's Retirement Program, and the Idaho Immunization Dedicated Vaccine Fund were \$3.7 million, \$3.8 million, and \$18 million, respectively. Minimal distributions to the High Risk Reinsurance Pool/Access Program were made at the beginning of FY 2016 to correct an error in the FY 15 distributions. The law authorizing fund distributions to the High Risk Reinsurance Pool/Access Program sunsetted on October 1, 2015, resulting in no fiscal year end distributions. The Department's operations are funded by regulatory fees, licenses, and other miscellaneous revenue sources. In FY 2016, the Department expended \$7.3 million, or 6.5% of its total receipts, to fund Department program operations.

* Includes the following funds: Insurance Administrative Account; Arson, Fire and Fraud Prevention Account; Idaho Immunization Dedicated Vaccine Fund; and the Federal Grant Fund.

Schedule of Receipts and Disbursements
For the Fiscal Year Ended June 30, 2016

<i>Insurance Administrative Fund</i>		
Free Fund Balance, July 1, 2015	\$ 10,824,775	
Encumbrances as of July 1, 2015	<u>1,077</u>	
Total Free Fund Balance, July 1, 2015		\$ 10,825,852
Receipts:		
Premium Taxes	\$ 84,000,564	
Licenses, Permits & Fees	7,611,784	
Fines & Penalties	143,099	
Other Revenue	<u>26,771</u>	
Total Receipts		<u>91,782,218</u>
Total Cash Available		<u>102,608,070</u>
Disbursements:		
Personnel Costs	\$ 4,132,212	
Communication Services	38,510	
Employee Development	30,534	
Other Services (Clerical)	48,954	
Professional Services	507,312	
Repairs & Maintenance	36,927	
Administrative Services	8,952	
Computer Services	1,000	
Employee Travel Costs	41,112	
Supplies	45,432	
Insurance	1,950	
Rental & Operating Leases	193,509	
Misc Expend (Investigative, Governmental Overhead)	713,841	
Capital Outlay	<u>77,027</u>	
Total Disbursements		<u>(5,877,272)</u>
Prior Period Expenditures as of June 30, 2016		(1,077)
Encumbrances as of June 30, 2016		18,187
Transfers Out:		
General Fund	\$ 72,123,281	
Insurance Refund Fund	8,240,400	
Firemen's Retirement (PERSI)	3,779,982	
Insurance Insolvency Fund	-	
High Risk Reinsurance Pool*	5,626	
Dept. of Health & Welfare Access Card Program**	5,626	
Excess Cash on July 1st to General Fund	<u>1,710,987</u>	
Total Transfers Out		<u>(85,865,902)</u>
Free Fund Balance, June 30, 2016		<u>\$ 10,845,632</u>

* \$5,626 transfers were revised amounts from FY 2015 due to a calculation error processed in FY 2016.

** \$5,626 was a revised amount from FY 2015.

Schedule of Receipts and Disbursements
For the Fiscal Year Ended June 30, 2016

<i>Arson, Fire & Fraud Prevention Fund</i>		
Free Fund Balance, July 1, 2015	\$ 1,543,987	
Encumbrances as of July 1, 2015	<u>-</u>	
Total Free Fund Balance, July 1, 2015		\$ 1,543,987
Receipts:		
Licenses, Permits & Fees	\$ 950,099	
Interest Income	6,927	
Other Revenue	<u>6,249</u>	
Total Receipts		<u>963,275</u>
Total Cash Available		<u>2,507,262</u>
Disbursements:		
Personnel Costs	\$ 632,350	
Communication Services	11,746	
Employee Development	11,743	
Technical Services	107,987	
Repairs & Maintenance	3,171	
Administrative Services	1,939	
Computer Services	-	
Employee Travel Costs	21,752	
Supplies	25,075	
Insurance	424	
Rental & Operating Leases	47,036	
Miscellaneous Expenditures	4,332	
Capital Outlay	<u>53,234</u>	
Total Disbursements		(920,791)
Prior Period Expenditures as of June 30, 2016		-
Encumbrances as of June 30, 2016		<u>1,520</u>
Free Fund Balance, June 30, 2016		<u>\$ 1,584,951</u>

<i>Insurance Refund Fund</i>		
Free Fund Balance, July 1, 2015	\$ 40,000	
Transfers in from Insurance Administrative Fund	<u>8,240,400</u>	
Total Cash Available		\$ 8,280,400
Disbursements:		
Refunds of Premium Tax Overpayments	<u>\$ 3,725,761</u>	
Total Disbursements		(3,725,761)
Transfers Out:		
General Fund	<u>\$ 4,514,639</u>	
Total Transfers Out		<u>(4,514,639)</u>
Free Fund Balance, June 30, 2016		<u>\$ 40,000</u>

Schedule of Receipts and Disbursements
For the Fiscal Year Ended June 30, 2016

<i>Federal Grant Fund</i>		
Free Fund Balance, July 1, 2015	\$ (13,249)	
Encumbrances as of July 1, 2015	<u>-</u>	
Total Free Fund Balance, July 1, 2015		\$ (13,249)
Receipts:		
Federal Grants	\$ 475,701	
Total Receipts		475,701
Advances Received		<u>-</u>
Total Cash Available		462,452
Transfers Out:		-
Disbursements:		
Personnel Costs	\$ 229,672	
Operating Expenses	247,624	
Sub-Grantee Payments	-	
Capital Outlay	<u>-</u>	
Total Disbursements		(477,297)
Prior Period Expenditures as of June 30, 2016		-
Encumbrances as of June 30, 2016		<u>-</u>
Free Fund Balance, June 30, 2016		<u>\$ (14,845)</u>

<i>Insurance Insolvency Fund</i>		
Free Fund Balance, July 1, 2015		\$ 100,000
Receipts		-
Transfers In (Reduction in General Fund Transfer)		<u>-</u>
Total Cash Available		100,000
Disbursements:		
Personnel Cost	-	
Supplies	-	
Communication Services	-	
Miscellaneous Expenditures	-	
Professional Services	-	
Employee Travel Costs	-	
Total Disbursements		-
Transfers Out:		
General Fund	\$ <u>-</u>	<u>-</u>
Total Transfers Out		-
Free Fund Balance, June 30, 2016		<u>\$ 100,000</u>

Schedule of Receipts and Disbursements
For the Fiscal Year Ended June 30, 2016

<i>Liquidation Trust Fund</i>		
Free Fund Balance, July 1, 2015		\$ 934,277
Receipts:		
Interest & Other Investment Income	\$ 4,506	
Sale of Services, Goods & Property	-	
Receipts to Trust	-	
Transfers In from Diversified Bond Fund		-
Total Receipts and Transfers In		<u>4,506</u>
Total Cash Available		938,784
Disbursements:		
Operating Expense	-	
Transfers Out:		
Investment Purchase - Universe Insurance	-	
Account Liquidation	<u>-</u>	
Total Disbursements and Transfers Out		<u>-</u>
Free Fund Balance, June 30, 2016		<u>\$ 938,784</u>

<i>Cigarette Propensity Enforcement Fund</i>		
Free Fund Balance, July 1, 2015		\$ 343,000
Receipts:		
Regulatory Fees	<u>\$ 9,000</u>	
Total Receipts		<u>9,000</u>
Total Cash Available		352,000
Disbursements:		
Expenditures	<u>\$ -</u>	
Total Disbursements		<u>-</u>
Free Fund Balance, June 30, 2016		<u>\$ 352,000</u>

Schedule of Receipts and Disbursements
For the Fiscal Year Ended June 30, 2016

<i>Idaho Immunization Dedicated Vaccine Fund</i>		
Free Fund Balance, July 1, 2015		\$ -
Receipts:		
Regulatory Fees	\$ 18,044,153	
Total Receipts		<u>18,044,153</u>
Total Cash Available		18,044,153
Disbursements:		
Disbursements	\$ -	
Total Disbursements		-
Transfers Out:		
Health & Welfare	\$ 18,044,153	
Total Transfers Out		<u>(18,044,153)</u>
Free Fund Balance, June 30, 2016		<u>\$ -</u>

<i>Idaho High Risk Individual Reinsurance Pool</i>		
The only payment to the High Risk Reinsurance Pool in FY 2016 was a correction to prior year as this statute sunsetted on October 1, 2015.		
Free Fund Balance, July 1, 2015		\$ -
Transfers In from Insurance Administrative Fund		<u>5,626</u>
Total Cash Available		5,626
Disbursements:		
Payment to High Risk Pool		
Total Disbursements		<u>(5,626)</u>
Transfers Out:	\$ 5,626	
Total Transfers Out		<u>-</u>
Free Fund Balance, June 30, 2016		<u>\$ -</u>

State Fire Marshal

The State Fire Marshal's Office works with fire departments across Idaho, providing assistance with fire code interpretation, application, and enforcement. The staff conducts training sessions on the adopted fire code, incident reporting procedures, and fire investigations. The State Fire Marshal's Office is also responsible for reviewing plans for all state-owned or maintained buildings for compliance with fire and life safety codes, and if requested by local fire departments, can also assist with local building plan reviews and inspections.

The State Fire Marshal has the statutory responsibility of being the chief arson investigation officer for the state of Idaho. He and his six deputies work with local authorities when requested on the investigation of fires and explosions in Idaho.

The State Fire Marshal's Office licenses the fire sprinkler contractors who work in Idaho, trains and certifies state fire code officials, and licenses persons and businesses that import or wholesale fireworks in the state. The office maintains a recordkeeping system including data submitted from fire agencies that cover approximately 95% of the population of Idaho. They are committed to *fighting fire with facts*.

Mission Statement

The State Fire Marshal's Office participates in and coordinates an integrated statewide system designed to protect human life from fire and explosions through fire prevention and the investigation of fires. The program involves fire prevention activities, fire/arson investigations and the operation of various statistical systems, including the Idaho Fire Incident Reporting System (IFIRS).

Highlights for Year 2015

◆ Total fires reported in Idaho	4,584
◆ Number of residential fires	571
◆ Total estimated dollar loss reported	\$71 million
◆ Civilian fatalities reported	22
◆ Firefighter fatalities	0

Idaho Code Section 41-254 requires that the State Fire Marshal make an annual report to the governor and the legislature by the 15th of July each year. The detailed annual report can be found at the State Fire Marshal's website:
<http://www.doi.idaho.gov/sfm/>

Consumer Services

The Consumer Services Bureau consists of three sections: Senior Health Insurance Benefits Advisors (SHIBA), Consumer Affairs, and Investigations. The sections work together to protect the public's interest and ensure all participants (companies, producers, and consumers) are in compliance with the laws and rules that regulate the business of insurance in Idaho.

SHIBA Program (Senior Health Insurance Benefits Advisors)

SHIBA is a free, unbiased resource empowering Idahoans to make informed decisions about their Medicare choices. SHIBA has offices in Boise, Coeur d'Alene, and Pocatello – and a network of certified volunteers and partners in communities throughout Idaho.

Each year, SHIBA individually counsels thousands of Medicare beneficiaries by phone or in person in communities throughout Idaho. SHIBA also conducts workshops and provides information to beneficiaries and their caregivers.

SHIBA also assists Medicare beneficiaries by:

- Investigating complaints and issues regarding claims/billings, appeals/grievances, fraud and abuse, marketing/sales, quality of care, and non-renewal issues
- Servicing the general Medicare population and conducting targeted outreach for populations at risk or underserved due to
 - Race
 - Cultural background
 - Ethnicity
 - Limited English proficiency
 - Medicare-Medicaid dual eligible people with mental health disabilities
 - Beneficiaries under 65 with disabilities
 - Individuals eligible for low income subsidy prescription drug coverage
- Promoting awareness of provisions of federal legislation (i.e., the Patient Protection and Affordable Care Act (ACA), the Medicare Improvement for Patients and Providers Act (MIPPA), and the Medicare Modernization Act of 2003) as they affect Medicare issues such as prevention and wellness benefits; changes to the Annual Open Enrollment Period; fraud prevention and awareness initiatives; and Durable, Medical Equipment, Prosthetics, Orthotics, and Supplies (DMEPOS) competitive bidding

Highlights for Year 2015

◆ Total client contacts	10,487
◆ Total presentations and enrollment events	1,411
◆ People reached through presentations and events	21,072
◆ Medicare counseling hours	6,400

Consumer Affairs

The Consumer Affairs Section is a primary contact for members of the public who have questions about insurance matters or who want to file a complaint regarding an insurance matter. The Section assists Idaho residents in a number of ways, including:

- Analyzing consumer, company, and producer complaints and problems relating to all facets of the insurance industry to determine if a violation of the Idaho Code or contract provisions has occurred;
- Providing assistance to consumers, companies, producers, and legal representatives in the form of technical assistance on claims procedures, underwriting, insurance laws and rules;
- Reviewing insurance contracts, policies, and related documents to assure compliance with Idaho insurance laws and rules;
- Conducting investigations concerning alleged violations of insurance laws, evaluating the merit of the complaint or inquiry and recommending a course of action to Department staff; and
- Providing technical expertise for market conduct examinations of domestic and foreign insurers.

The Consumer Affairs Section also provides information and services to consumers via the Department website, including:

- Answers to common insurance questions;
- Basic information regarding insurance products;
- Online complaint filing;
- Summaries of complaint data; and
- Updates regarding national health care reform.

Consumers can contact a Consumer Affairs Officer through the toll-free Consumer Assistance Helpline, by mail, fax, or the Internet, or by calling or visiting any one of the Department's offices in Boise, Coeur d'Alene, and Pocatello.

Highlights for Year 2015

New consumer complaints	921
Consumer complaints closed	876
Calls/inquiries from the public	6,219
Funds recovered for the public	\$697,621
Producer law classes and other presentations	7 (346 participants)
Outreach efforts	43 (12,835 participants)

Investigations

The Investigations Section actively investigates, refers for prosecution, and seeks restitution from those who commit insurance fraud. The Section's mission is two-fold: first, to protect Idaho's insurance consumers from dishonest individuals transacting insurance and, second, to pursue allegations of individuals filing fraudulent claims against insurance companies.

Whatever its form, insurance fraud is a crime that impacts everyone by increasing the cost of insurance premiums and related goods and services. When allowed to go unchecked, insurance fraud has a severe negative effect on the economy as a whole.

The Section conducts criminal and administrative investigations within or outside the state of Idaho to determine whether a person has violated any provision of Title 41, Idaho Code. Two special prosecutors from the Office of the Attorney General review and prosecute insurance cases referred by the Section, while three other Deputy Attorneys General pursue administrative enforcement actions against licensees. The Section also works with the State Fire Marshal's Office on insurance-related arson investigations.

The Section aims to be recognized as a leader in the fight against insurance fraud by creating partnerships with other criminal justice and law enforcement entities, educating the insurance industry, conducting community presentations, and distributing written materials. These activities have significantly created and increased public awareness.

Highlights for Year 2015

Reports of suspected fraud received	333
Opened cases	138
Cases referred to attorney general for criminal charges	26
Cases referred to attorney general for administrative action	7
Criminal convictions	7
Administrative actions	8

Company Activities

The Company Activities Bureau consists of four sections: Examinations, Analysis, Premium Tax, and Licensing. Although each section has separate functions, all work in close association on some issues.

Examinations & Analysis

The Examinations and Analysis Sections monitor the financial condition of insurance entities conducting business in the state of Idaho to ensure that each complies with Idaho law and that the financial obligations of the entity to its policyholders will be met. Regulated entities include domestic and foreign stock and mutual insurers, fraternal benefit societies, managed care organizations (MCOs), reciprocal insurers, self-funded health care plans, risk retention and purchasing groups, accredited reinsurers, county mutual insurers, hospital and professional service corporations, surplus lines insurers, title insurers, and rating organizations. The Examinations Section also includes an Examiner Title and Market Insurance Specialist who regulates the title industry in Idaho and an Insurance Analyst Sr. who addresses market issues.

Major functions of the Examinations Section include:

- Examination of the financial and market conduct condition of Idaho domestic insurers to ensure that they are operating in accordance with Idaho insurance laws and rules and the NAIC Accounting Practices and Procedures Manual. Examinations are prescribed by law to be conducted at least once every five years but may be undertaken more frequently if the director deems necessary. Examinations of self-funded health benefit plans and other regulated entities are also performed.
- Regulation of all aspects of title agencies operating in Idaho, including title agent licensing, examinations of title agent operations and title plants, review of three-year escrow audits, handling consumer and industry complaints, enforcing compliance with the Idaho Code and Department rules, reviewing escrow rate filings, and reviewing insurer title insurance rates and forms as required.
- Initial licensing for third party administrators (TPAs) who want to operate in Idaho. Determination of whether TPAs continue to meet licensing requirements based on annual filings.
- Receiving and recording corporate changes for insurers and other regulated entities (e.g., name changes, mergers, and redomestications).
- Market analysis and other review of insurers operating in Idaho in order to identify areas of non-compliance with the Idaho Insurance Code. This is done by reviewing consumer complaint data, national and state industry trends, conducting baseline analysis (benchmarking insurers against each other), and reviewing market conduct annual statements and other pertinent information, including financial data.
- Leading Idaho's participation in interstate collaborative actions, providing technical expertise, and conducting or participating in market conduct examinations of domestic and foreign insurers.

Major functions of the Analysis Section include:

- Financial analysis and review of Idaho domestic company financial reports to determine compliance with all Idaho Code requirements, financial solvency and ability to meet contractual obligations to policyholders. This includes review of annual statements, quarterly statements, audited financial statements and other filings made by an insurer. The focus is primarily on the solvency of Idaho domestic insurers and the monitoring of foreign companies licensed in Idaho.
- Financial analysis and review of financial statements and other filings of Idaho registered self-funded health plans, regulated under Title 41, Chapters 40 and 41, Idaho Code, to determine compliance with Idaho Code requirements, financial solvency, and ability to meet obligations to beneficiaries.
- Initial licensing or authorization of insurers or other regulated entities to transact business in the state via the granting of a certificate of authority or registration. The admission process is completed in an effective and timely manner to admit financially sound insurers and related entities that will offer quality insurance products or related services to Idaho residents. The Section also maintains reinsurance only (accredited reinsurer) and surplus line (white list) listings.
- Monitoring and regulation of Idaho holding company systems of which an insurer is a part, in accordance with Title 41, Chapter 38, Idaho Code, to promote public interest and the interests of Idaho policyholders and shareholders.

Company Examinations and Admissions

Companies Admitted/Listed/Registered in 2015

<u>License #</u>	<u>Company Name/Type</u>	<u>Domicile State</u>
-------------------------	---------------------------------	------------------------------

Charitable Gift Annuities

4301	Mayo Clinic	MN
4305	United Methodist Foundation of the Northern Illinois Conference, Inc.	IL
4308	Marine Corps Scholarship Foundation, Inc.	VA
4314	Southwestern University	TX
4317	Oxfam-America, Inc.	MA
4318	Mennonite Foundation, Inc.	IN
4321	Partners in Health, A Nonprofit Corporation	MA
4325	Farm Sanctuary, Inc.	NY
4327	Morris Cerullo World Evangelism, Inc.	CA
4328	Indiana Wesleyan University	IN
4336	Institute for Creation Research	TX

Life/Health

4309	Merit Health Insurance Company	IL
------	--------------------------------	----

Managed Care Organizations

None

Property/Casualty

4298	Triumphe Casualty Company	OH
4326	Homesite Insurance Company of the Midwest	ND
4334	Star Casualty Insurance Company	FL
4335	Triangle Insurance Company, Inc.	OK
4340	Seaview Insurance Company	CA

Purchasing Groups

4299	Arthur J. Gallagher Real Estate Risk Purchasing Group, LLC	CA
4300	Security America Risk Purchasing Group, LLC	VT
4306	North American Data Security RPG	MI
4307	GGP Tenants Purchasing Group	IL
4310	Wright & Co Federal Employee Risk Purchasing Group LLC	DC
4311	National Real Estate Purchasing Group, Inc.	DE
4313	BIZ Choice Last Mile Logistics Purchasing Group	IL
4319	Allied Beauty Experts	CO
4323	Unemployment Alternatives Purchasing Group	IL
4324	College and University Scholastic Excess Risk Purchasing Group, LLC	CA
4329	Professional Auditors, Consultants & Engineers RPG	IL
4330	SZ Fly Safe RPG	IL
4333	Hand Made Artisans Risk Purchasing Group LLC	OH
4337	S&F Personal Trainer Risk Purchasing Group	TX
4338	Arthur J. Gallagher School Risk Purchasing Group, LLC	CA

Companies Admitted/Listed/Registered in 2015 (continued)

<u>License #</u>	<u>Company Name/Type</u>	<u>Domicile State</u>
<u>Reinsurance Only Company</u>		
4322	Houston Specialty Insurance Company	TX
<u>Risk Retention Group</u>		
4316	Romulus Insurance Risk Retention Group, Inc.	SC
<u>Surplus Lines</u>		
4302	Hamilton Specialty Insurance Company	DE
4304	Mercer Insurance Company	PA
4315	Blue Hill Specialty Insurance Company Inc.	IL
4320	Coverys Specialty Insurance Company	NJ
4332	Rockingham Casualty Company	VA
4339	Professional Security Insurance Company	GA
<u>Trusteed Reinsurer</u>		
4312	Validus Reinsurance, Ltd	Bermuda

Classification of Active and Suspended Companies 2015

Licensed

County Mutual Fire	1
Fraternal Benefit Societies	14
Hospital and Professional Service Corporations	1
Hospital Liabilities Trusts	0
Life & Disability	426
Managed Care Organizations	14
Petroleum Clean Water Trusts	1
Property & Casualty	832
Title	13

Listed

Accredited Reinsurers	23
Advisory Organizations	8
Charitable Gift Annuities	301
Surplus Lines	148
Trusteed Reinsurers	15

Registered

Purchasing Groups	254
Rating Organizations	7
Risk Retention Groups	80
Self-Funded Employee Health Care Plans	11

Other Regulated Entities

Guaranty Associations	2
Surplus Lines Associations	1
Total Companies Regulated	2,152

Companies Expired, Delisted, Revoked or Withdrawn in 2015

Charitable Gift Annuities

New Life International – Withdrawn November 27, 2015

Life/Health Companies

Seechange Health Insurance Company – Revoked February 9, 2015

Wellington Life Insurance Company – Withdrawn November 1, 2015

Property/Casualty Companies

Financial Guaranty Insurance Company – Withdrawn June 1, 2015

Freestone Insurance Company – Revoked April 20, 2015

Purchasing Groups

Advocacy Protection Plus Purchasing Group Association – Withdrawn October 19, 2015

Allied Health Purchasing Group Association – Withdrawn October 19, 2015

American Dietetic Association Risk Purchasing Group – Withdrawn October 19, 2015

ASHA Purchasing Group Association – Withdrawn October 19, 2015

Associations Purchasing Group – Withdrawn October 19, 2015

Court Reporters Purchasing Group Association – Withdrawn October 19, 2015

Educators Purchasing Group Association – Withdrawn October 19, 2015

ENERGI RPG, LLC – Withdrawn July 30, 2015

FREA Purchasing Group – Withdrawn June 12, 2015

Global Travel and Hospitality Network, Inc. – Withdrawn December 18, 2015

Great Lakes Transportation Risk Purchasing Group LLC – Withdrawn March 27, 2015

Healthcare Purchasing Group Association – Withdrawn October 19, 2015

HRMA Purchasing Group, Inc. – Withdrawn February 25, 2015

Information Security Risk Purchasing Group – Withdrawn December 7, 2015

Medical Related Professional Services Purchasing Group Assn – Withdrawn October 19, 2015

Motorsports Association Inc. – Withdrawn August 4, 2015

National Nurses Purchasing Group – Withdrawn October 19, 2015

Premier Hotel Insurance Group – Withdrawn December 31, 2015

Professional Design Purchasing Group Association – Withdrawn October 19, 2015

Program for Sovereign Indian Nations Risk Purchasing Group – Withdrawn August 25, 2015

Psychiatrists' Purchasing Group, Inc. – Withdrawn March 15, 2015

RE/MAX Risk Purchasing Group, Inc. – Withdrawn December 14, 2015

Schneider Group, Inc. – Withdrawn January 6, 2015

Strata PG, Inc. – Withdrawn August 4, 2015

Unified Properties Purchasing Group – Withdrawn September 1, 2015

Premium Tax

Premium taxes are collected by the Department of Insurance and deposited in the Insurance Administrative Fund #0229-10 to be distributed as follows:

- That amount as needed up to 20% for the refund account;
- A portion to the PERSI Firemen's Retirement Account (Idaho Code Section 59-1394);
- That amount (not to exceed \$200,000 in any one year) necessary to cover administrative costs incurred by the Department in placing insurance companies into receivership or supervision to the extent that such costs cannot be satisfied from the assets of the companies;
- Twenty-five percent of the premium tax exceeding \$45,000,000 to the Idaho High Risk Individual Reinsurance Pool;
- Twenty-five percent of the premium tax exceeding \$55,000,000 to the Idaho Health Insurance Access Card Fund CHIP Plan B;
- Remaining balance to the General Fund (Idaho Code Section 41-406).

Premium taxes collected from authorized insurers are in lieu of all other state and local taxes payable in the state of Idaho with the exception of real property tax (Idaho Code Section 41-405).

The annual premium tax liability is based on calendar year premiums written minus dental premiums, which are taxed at .04 per subscriber per month, effective July 1, 2007. Premium taxes are prepaid in quarterly installments based on the prior year's premiums and the current year's tax rates. The installments are as follows: 60% due June 15, 20% due September 15, and 15% due December 15. The reconciliation payment is made on March 1 of the next year (Idaho Code Section 41-402(3)).

Premium tax offsets are allowed to the extent of 100% of the premium tax liability, unless otherwise indicated:

- **Workers' Compensation Offset** – All workers' compensation insurers must pay a 2.00% premium tax on Idaho premiums written to the Idaho Industrial Commission. Insurers are allowed to offset 50% of this tax against the workers' compensation tax liability with the Department of Insurance. The premium taxes paid to the Industrial Commission at the 2.00% rate should not be confused with the additional Department of Insurance 1.50% premium tax rate. The tax credit can only offset the workers' compensation premium tax liability and cannot be allowed against any other lines of insurance (Idaho Code Section 72-523).
- **Insurance Guaranty Association Offset** – Property and casualty insurers may offset their premium tax liability to the extent of 20% of the assessment for each of the five years following the year the assessment is paid. An allowable offset, or portion thereof, not used in any calendar year cannot be carried over or back to any other year. The total offsets cannot exceed the tax liability or total assessment paid. (Idaho Code Section 41-3616).
- **Idaho Life & Health Guaranty Association Offset** – A premium tax offset is allowed for all Class B and Class C assessments. Insurers may take any portion of the assessment as an offset in any of the five years following the year the assessment is paid. Offsets are limited to 20% of each assessment paid. An allowable offset, or portion thereof, not used in any calendar year cannot be carried over or back to any other year. The total offsets cannot exceed the tax liability or total assessment paid (Idaho Code Section 41-4314(1)).

Summary of Premium Tax Collection
Calendar Years 2011 through 2015
(all figures are rounded to the nearest thousand)

STOCK & MUTUAL INSURERS:

Idaho Code Sections 41-402 through 41-405

Calendar Year	Taxable Premiums	Percentage Increase of Premiums	Premium Tax
2011	3,806,509,000	1.09%	57,297,000
2012	3,926,055,000	3.14%	59,108,000
2013	4,118,014,000	4.89%	62,004,000
2014	4,343,171,000	5.47%	65,395,000
2015	3,988,745,000	-8.16%	69,048,000

5 year average: \$4,036,498,800 \$62,570,400

Dental taxed at 4 cents per subscriber contract per month.

HOSPITAL & PROFESSIONAL SERVICE CORPORATIONS:

Idaho Code Section 41-3427

Calendar Year	Premiums Written	Percentage Increase of Premiums Written	Subscriber Tax
2011	37,277,000	-10.25%	41,000
2012	37,791,000	1.38%	40,000
2013	42,433,000	12.28%	54,000
2014	46,128,000	8.71%	52,000
2015	42,710,000	-7.41%	27,000

5 year average: \$41,267,800 \$42,800

MANAGED CARE ORGANIZATIONS:

Idaho Code Section 41-3922

Calendar Year	Premiums Written	Percentage Increase of Premiums Written	Subscriber/Premium Tax
2011	97,114,000	40.55%	1,461,000
2012	117,694,000	21.19%	1,770,000
2013	122,652,000	4.21%	1,953,000
2014	169,560,000	38.25%	2,548,000
2015	267,235,000	57.60%	6,365,872

5 year average: \$154,850,400 \$2,819,574

Dental taxed at 4 cents per subscriber contract per month.

SURPLUS LINES BROKERS:

Idaho Code Section 41-1229

Calendar Year	Taxable Premiums	Percentage Increase of Premiums	Premium Tax
2011	60,979,000	-7.63%	915,000
2012	60,225,000	-1.24%	906,000
2013	76,903,000	27.69%	1,154,000
2014	78,808,000	2.48%	1,182,000
2015	89,473,000	13.53%	1,342,000

5 year average:

\$73,277,600

\$1,099,800

TITLE INSURERS:

Idaho Code Sections 41-402 through 41-405

Calendar Year	Taxable Premiums	Percentage Increase of Premiums	Premium Tax
2011	21,264,000	-5.44%	319,000
2012	31,624,000	48.72%	474,000
2013	28,450,000	-10.04%	427,000
2014	30,035,000	5.57%	451,000
2015	36,210,000	20.56%	543,000

5 year average:

\$29,516,600

\$442,800

RISK RETENTION GROUPS:

Idaho Code Sections 41-4805 and 41-402 through 41-405

Calendar Year	Taxable Premiums	Percentage Increase of Premiums	Premium Tax
2011	7,303,000	-1.36%	110,000
2012	7,740,000	5.98%	117,000
2013	5,203,000	-32.78%	78,000
2014	6,479,000	24.52%	97,000
2015	8,568,000	32.24%	144,000

5 year average:

\$7,058,600

\$109,200

Premium Tax Rates - Calendar Years 2011 through 2015

CALENDAR YEAR	STOCK & MUTUAL INSURERS	HOSPITAL & PROFESSIONAL SERVICE CORPORATIONS	MANAGED CARE ORGANIZATIONS	SELF-FUNDED HEALTH CARE PLANS	SURPLUS LINES BROKERS	TITLE INSURERS	RISK RETENTION GROUPS
2011	1.50% 4 cents per dental subscriber certificate per month	4 cents per subscriber certificate per month	1.50%	4 cents per beneficiary per month	1.50%	1.50%	1.50%
2012	1.50% 4 cents per dental subscriber certificate per month	4 cents per subscriber certificate per month	1.50%	4 cents per beneficiary per month	1.50%	1.50%	1.50%
2013	1.50% 4 cents per dental subscriber certificate per month	4 cents per subscriber certificate per month	1.50%	4 cents per beneficiary per month	1.50%	1.50%	1.50%
2014	1.50% 4 cents per dental subscriber certificate per month	4 cents per subscriber certificate per month	1.50%	4 cents per beneficiary per month	1.50%	1.50%	1.50%
2015	1.50% 4 cents per dental subscriber certificate per month	4 cents per subscriber certificate per month	1.50%	4 cents per beneficiary per month	1.50%	1.50%	1.50%

Producer Licensing

The Producer Licensing Section reviews and processes license applications and issues and maintains over 100,000 licenses, including resident and non-resident business entities and individuals. The Section oversees 13 license types and their related procedures, statutes, and rules.

Producer Licensing continues to seek out administrative efficiencies by utilizing online services through approved vendors. Vendor services include license applications and renewals, appointments, address changes, license copies, continuing education courses, and CE credit downloads. Applicants and licensees utilize online services for 90-95% of all licensing transactions. This factor allows the turnaround time for non-resident licensing to remain 1-2 days. The FBI fingerprinting process is completely digitized, providing greater security and speedier response times for resident applicants.

Producer Licensing website information is regularly updated to provide the most current information and services available. The Section maintains a paperless, efficient, and secure licensing environment by utilizing document imaging for license records and email correspondence for agency communications to licensees.

Section goals remain efficiency, security, and service.

Continuing Education

The Continuing Education (CE) Rule, IDAPA 18.01.53, requires resident insurance licensees to complete 24 credit hours of continuing education within each two-year licensing period, which expires at the end of the individual's birth month. At least three of the 24 hours must be obtained in insurance ethics courses. Mandated training has been adopted by the Department for annuity suitability, flood, and long-term care policy sales. Non-resident and limited lines producers are exempt from CE requirements for Idaho.

Appointed members of the CE Advisory Committee meet monthly to review provider course applications to ensure quality courses are available to Idaho producers. CE rules are also in place to maintain high standards for CE courses. Presentation methods are available to licensees in a variety of formats including correspondence, internet, seminar, teleconference, traditional classroom, and webcast/webinar.

Highlights for Year 2015

◆ License applications received	21,950
◆ Licenses issued	19,358
◆ Total licenses by 1/1/2016	101,622
◆ Total licenses renewed	29,063
◆ CE courses added	2,310

Product Review

The Product Review Bureau consists of one section: Rates and Forms.

Rates and Forms

The Rates and Forms Section accepts property, casualty, health, and life policy contracts and related forms with the company certification ensuring they comply with the Idaho Code and are not ambiguous, misleading, or deceptive. The Section accepts advertising filings for life and health and reviews rate filings for various lines of insurance, including individual and small group health rate manuals, Medicare supplement, long-term care, private passenger automobile, homeowners, and credit. The objective is to ensure that rates are not inadequate, excessive, or unfairly discriminatory.

This Section is primarily responsible for administering rate and form laws on a file-and-use basis. Idaho Code Section 41-1812 states: "No basic insurance policy or annuity contract form, or application form where written application is required and is to be made a part of the policy or contract, or printed rider or endorsement form or form of renewal certificate, shall be delivered, or issued for delivery in this state, unless the form has been filed with the director." Although all major lines of insurance are monitored, the Section is alert to filings involving private passenger automobile rate changes, bail bonds, certificates of assumption, company mergers, credit life and disability, life settlement, consumer credit reporting, health products, long-term care, managed care organizations, Medicare supplements, title, and workers' compensation. Unless the forms are submitted and filed with the Rates and Forms Section, they may not be issued to residents of Idaho.

The Department receives policy and rate filings from 1,686 companies licensed or registered to sell products in Idaho. The Department received 6,251 separate filings in 2015 via SERFF (System for Electronic Rate and Form Filing), resulting in the total number of forms and rates for all filings submitted in 2015 shown in the following chart.

Highlights for Year 2015

<u>Business Line</u>	<u>Forms</u>	<u>Rates</u>
Advertising	930	0
Aircraft	1,209	2
Annuities	750	0
Boiler & Machinery	61	4
Commercial Auto	1,037	123
Commercial Package	3,782	135
Credit Life	7	0
Farmowners	25	8
Fidelity/Surety	681	37
Group Health	2,504	51
General Liability	11,379	240
Group Life	193	1
HMO	790	8
Homeowners	461	62
Individual Health	1,412	74
Individual Life	154	5
Inland Marine	1,347	105
Life Settlement	2	0
Long-Term Care	55	36
Medical Malpractice	964	22
Medicare Supplement	138	124
Personal Auto	311	143
Property	931	120
Title	510	9
Workers' Compensation	107	49
Other All Lines	1,718	43

Summary of Annual Statements

Idaho Experience and Market Share of Top 20 Stock and Mutual Companies by Line of Business - 2015	37
Fire	37
Allied Lines	37
Multiple Peril Crop	38
Federal Flood	39
Farmowners Multiple Peril	40
Homeowners Multiple Peril	40
Commercial Multiple Peril (Non-Liability Portion)	41
Commercial Multiple Peril (Liability Portion)	42
Mortgage Guaranty	43
Ocean Marine	43
Inland Marine	44
Financial Guaranty	45
Medical Professional Liability	45
Earthquake	46
Group Accident and Health	47
Credit Accident and Health (Group and Individual)	48
Collectively Renewable Accident and Health	48
Non-Cancellable Accident and Health	48
Guaranteed Renewable Accident and Health	49
Non-Renewable for Stated Reasons Only	49
Other Accident Only	49
Medicare Title XVIII Exempt from State Taxes and Fees	50
All Other Accident and Health	50
Federal Employee Health Benefits Program Premium	50
Workers' Compensation	50
Other Liability — Occurrence	51
Other Liability — Claims-Made	52
Excess Workers' Compensation	53
Product Liability	54
Private Passenger Auto No-Fault (Personal Injury Protection)	55
Other Private Passenger Auto Liability	56
Commercial Auto No-Fault (Personal Injury Protection)	57
Other Commercial Auto Liability	58
Private Passenger Auto Physical Damage	58
Aircraft	59
Fidelity	60
Surety	61
Burglary and Theft	62
Boiler and Machinery	62

Credit.....	63
Warranty.....	64
Accident and Health — Life, Health and Managed Care Companies.....	65
Title.....	66
Ordinary Life and Annuity.....	67
Credit Life.....	68
Group Life and Annuity.....	69
Industrial Life.....	69
Private Crop.....	70
Summary of Financial Condition as of December 31, 2015.....	71
Life and Disability Insurers.....	71
Property and Casualty Insurers.....	84
Managed Care Organizations.....	103
Hospital and Professional Service Corporations.....	103
Hospital Trusts.....	103
County Mutual Fire Companies.....	103
Fraternal Benefit Societies.....	104
Title Companies.....	104
Summary of Business in Idaho for Calendar Year 2015.....	105
Life and Health Insurers.....	105
Property and Casualty Insurers.....	118

2015 Business**Fire**

Company Name	Direct Premiums Written	Market Share	Direct Premiums Earned	Direct Losses Incurred	Loss Ratio
Safeco Ins Co Of Amer	2,061,424	6.79%	2,034,767	939,335	46.16%
Lexington Ins Co	2,010,680	6.62%	1,920,767	303,586	15.81%
Travelers Ind Co	1,288,074	4.24%	1,325,796	22,005	1.66%
Factory Mut Ins Co	1,160,637	3.82%	1,172,971	0	0.00%
Affiliated Fm Ins Co	990,812	3.26%	1,093,425	0	0.00%
Allianz Global Risks US Ins Co	970,141	3.20%	647,143	12,834	1.98%
Foremost Ins Co Grand Rapids MI	928,333	3.06%	900,679	388,771	43.16%
Auto Owners Ins Co	902,161	2.97%	871,012	215,164	24.70%
Allied World Assur Co US Inc	873,325	2.88%	844,089	(55,054)	-6.52%
Travelers Prop Cas Co Of Amer	864,739	2.85%	731,390	138,775	18.97%
Cincinnati Ins Co	818,272	2.70%	751,010	(170,924)	-22.76%
Standard Guar Ins Co	702,780	2.31%	888,244	328,318	36.96%
Zurich Amer Ins Co	683,919	2.25%	620,148	44,713	7.21%
American Home Assur Co	676,743	2.23%	412,712	54,167	13.12%
Verlan Fire Ins Co MD	598,353	1.97%	332,460	0	0.00%
Liberty Mut Fire Ins Co	585,251	1.93%	635,940	(28,024)	-4.41%
Gem State Ins Co	565,278	1.86%	542,425	(1,783)	-0.33%
Employers Mut Cas Co	492,055	1.62%	451,138	1,006,657	223.14%
American Modern Home Ins Co	468,214	1.54%	518,075	286,126	55.23%
American Modern Select Ins Co	462,216	1.52%	410,136	(37,384)	-9.12%
ALL OTHERS (177)	12,257,720	40.37%	12,586,478	6,417,214	50.98%
TOTALS	30,361,127	100.00%	29,690,805	9,864,496	33.22%

Allied Lines

Company Name	Direct Premiums Written	Market Share	Direct Premiums Earned	Direct Losses Incurred	Loss Ratio
Safeco Ins Co Of Amer	3,103,292	12.78%	3,059,644	1,543,387	50.44%
Factory Mut Ins Co	2,708,169	11.15%	3,120,268	19,958	0.64%
Standard Guar Ins Co	1,658,617	6.83%	1,994,254	319,822	16.04%
Travelers Ind Co	1,489,176	6.13%	1,450,836	1,423,181	98.09%

2015 Business**Allied Lines (continued)**

Farm Bureau Mut Ins Co Of ID	1,342,108	5.53%	1,342,108	2,213,963	164.96%
United Serv Automobile Assn	875,791	3.61%	871,007	524,243	60.19%
Travelers Prop Cas Co Of Amer	845,121	3.48%	599,782	675,253	112.58%
Cincinnati Ins Co	604,776	2.49%	546,475	168,707	30.87%
Zurich Amer Ins Co	560,797	2.31%	501,357	(2,602,408)	-519.07%
Affiliated Fm Ins Co	513,580	2.11%	566,856	54,305	9.58%
Allianz Global Risks US Ins Co	494,992	2.04%	336,995	10,264	3.05%
RSUI Ind Co	489,625	2.02%	486,599	7,974	1.64%
USAA Cas Ins Co	479,919	1.98%	478,461	181,772	37.99%
Automobile Ins Co Of Hartford CT	444,650	1.83%	455,640	314,752	69.08%
Foremost Ins Co Grand Rapids MI	439,735	1.81%	423,720	(2,315)	-0.55%
Employers Mut Cas Co	411,941	1.70%	387,557	127,062	32.79%
American Modern Home Ins Co	337,238	1.39%	365,093	31,493	8.63%
Federated Rural Electric Ins Exch	289,746	1.19%	288,012	77,631	26.95%
American Modern Select Ins Co	249,923	1.03%	222,216	124,000	55.80%
Liberty Mut Fire Ins Co	237,339	0.98%	259,922	45,299	17.43%
ALL OTHER (185)	6,707,003	27.62%	6,738,045	3,540,583	52.55%
TOTALS	24,283,538	100.00%	24,494,847	8,798,926	35.92%

Multiple Peril Crop

Company Name	Direct Premiums Written	Market Share	Direct Premiums Earned	Direct Losses Incurred	Loss Ratio
Ace Prop & Cas Ins Co	21,274,559	36.52%	22,616,972	27,545,728	121.79%
NAU Country Ins Co	9,514,152	16.33%	7,196,150	6,259,703	86.99%
Rural Comm Ins Co	8,377,585	14.38%	9,613,279	16,891,157	175.71%
FMIH Ag Risk Ins Co	8,210,641	14.09%	8,284,031	4,474,267	54.01%
American Agri Business Ins Co	4,938,171	8.48%	6,287,225	3,930,699	62.52%
Farm Bureau Mut Ins Co Of ID	2,583,724	4.44%	2,583,724	2,563,851	99.23%
Great Amer Ins Co	2,314,082	3.97%	2,308,145	3,077,481	133.33%
Producers Agriculture Ins Co	917,090	1.57%	1,133,134	2,472,880	218.23%
Atlantic Specialty Ins Co	72,315	0.12%	20,767	(92,788)	-446.81%
Agri Gen Ins Co	46,105	0.08%	49,791	0	0.00%

2015 Business**Multiple Peril Crop (continued)**

State Farm Fire & Cas Co	5,500	0.01%	5,500	0	0.00%
Western Agric Ins Co	1,641	0.00%	6,235	2,067	33.15%
Occidental Fire & Cas Co Of NC	1,261	0.00%	1,261	(2,790)	-221.25%
Mutual Of Enumclaw Ins Co	0	0.00%	0	1	0.00%
Cumis Ins Society Inc	0	0.00%	0	(67,695)	0.00%
TOTALS	58,256,826	100.00%	60,106,214	67,054,561	111.56%

Federal Flood

Company Name	Direct Premiums Written	Market Share	Direct Premiums Earned	Direct Losses Incurred	Loss Ratio
American Bankers Ins Co Of FL	606,995	18.06%	664,065	(7,191)	-1.08%
Hartford Ins Co Of The Midwest	461,543	13.73%	478,227	0	0.00%
Farmers Ins Co Of ID	445,665	13.26%	451,853	19,659	4.35%
Allstate Ins Co	411,438	12.24%	441,836	36,540	8.27%
Wright Natl Flood Ins Co	352,368	10.48%	351,301	110	0.03%
USAA Gen Ind Co	270,281	8.04%	273,444	10,393	3.80%
Philadelphia Ind Ins Co	159,903	4.76%	146,601	29,468	20.10%
Selective Ins Co Of NY	145,192	4.32%	145,253	(8)	-0.01%
Auto Owners Ins Co	107,918	3.21%	107,320	0	0.00%
American Family Mut Ins Co	84,290	2.51%	85,775	(1)	0.00%
Foremost Ins Co Grand Rapids MI	64,564	1.92%	65,088	979	1.50%
Nationwide Mut Fire Ins Co	56,308	1.68%	59,990	0	0.00%
Liberty Mut Fire Ins Co	55,021	1.64%	56,939	0	0.00%
Metropolitan Prop & Cas Ins Co	37,582	1.12%	39,262	0	0.00%
Rural Comm Ins Co	28,356	0.84%	28,356	0	0.00%
Homesite Ins Co	20,038	0.60%	26,506	0	0.00%
QBE Ins Corp	7,966	0.24%	14,277	3,258	22.82%
Hartford Underwriters Ins Co	7,390	0.22%	30,407	0	0.00%
Harleysville Ins Co	7,385	0.22%	11,037	0	0.00%
New Hampshire Ins Co	7,092	0.21%	7,092	452	6.37%
ALL OTHERS (11)	23,648	0.70%	22,083	(23)	-0.10%
TOTALS	3,360,943	100.00%	3,506,712	93,636	2.67%

2015 Business Farmowners Multiple Peril

Company Name	Direct Premiums Written	Market Share	Direct Premiums Earned	Direct Losses Incurred	Loss Ratio
Farm Bureau Mut Ins Co Of ID	27,280,913	47.67%	27,775,711	22,597,566	81.36%
Mutual Of Enumclaw Ins Co	7,305,364	12.77%	7,176,020	2,255,738	31.43%
North Pacific Ins Co	3,685,844	6.44%	3,433,154	1,805,320	52.58%
Oregon Mut Ins Co	2,413,655	4.22%	2,436,734	939,348	38.55%
Farmers Alliance Mut Ins Co	2,075,700	3.63%	2,029,526	1,016,682	50.09%
Nationwide Agribusiness Ins Co	1,998,009	3.49%	1,478,319	1,492,141	100.94%
United Heritage Prop & Cas Co	1,767,986	3.09%	1,798,521	1,377,566	76.59%
State Farm Fire & Cas Co	1,751,133	3.06%	1,719,022	795,631	46.28%
Travelers Ind Co Of Amer	1,218,512	2.13%	1,157,650	988,503	85.39%
Grange Ins Assn	1,218,053	2.13%	1,175,055	403,872	34.37%
American States Ins Co	1,034,096	1.81%	1,038,702	892,502	85.92%
Travelers Ind Co	938,405	1.64%	985,519	187,978	19.07%
American Ins Co	780,246	1.36%	883,821	29,551	3.34%
National Surety Corp	721,635	1.26%	933,566	2,187,057	234.27%
QBE Ins Corp	577,023	1.01%	563,385	399,807	70.97%
Unigard Ins Co	554,969	0.97%	678,332	922,631	136.01%
American Family Mut Ins Co	474,601	0.83%	460,011	251,959	54.77%
Charter Oak Fire Ins Co	310,525	0.54%	329,143	35,773	10.87%
Firemans Fund Ins Co	265,716	0.46%	303,792	61,207	20.15%
Indemnity Ins Co Of North Amer	238,742	0.42%	231,604	164,928	71.21%
ALL OTHER (17)	612,859	1.07%	935,387	24,811	2.65%
TOTAL	57,223,986	100.00%	57,522,974	38,830,571	67.50%

Homeowners Multiple Peril

Company Name	Direct Premiums Written	Market Share	Direct Premiums Earned	Direct Losses Incurred	Loss Ratio
State Farm Fire & Cas Co	52,460,413	16.66%	50,769,650	27,450,819	54.07%
Farm Bureau Mut Ins Co Of ID	28,782,280	9.14%	28,067,579	17,275,955	61.55%
Safeco Ins Co Of IL	28,433,525	9.03%	27,356,722	15,908,847	58.15%
Farmers Ins Exch	17,021,007	5.40%	16,078,833	10,283,965	63.96%

2015 Business**Homeowners Multiple Peril (continued)**

Farmers Ins Co Of ID	14,234,536	4.52%	14,578,684	8,506,611	58.35%
United Heritage Prop & Cas Co	12,950,317	4.11%	12,940,725	11,076,463	85.59%
Allstate Prop & Cas Ins Co	9,246,308	2.94%	9,899,824	6,303,537	63.67%
American Family Mut Ins Co	9,187,339	2.92%	8,789,393	4,347,579	49.46%
Travelers Home & Marine Ins Co	8,910,874	2.83%	8,465,678	3,996,840	47.21%
United Serv Automobile Assn	8,380,035	2.66%	8,195,695	6,298,182	76.85%
Allstate Vehicle & Prop Ins Co	7,568,036	2.40%	6,310,877	3,909,976	61.96%
Metropolitan Prop & Cas Ins Co	6,447,497	2.05%	6,237,181	5,393,265	86.47%
Foremost Ins Co Grand Rapids MI	6,359,190	2.02%	6,079,324	3,988,935	65.61%
Allstate Ind Co	6,345,243	2.01%	6,571,105	3,269,682	49.76%
USAA Cas Ins Co	5,712,632	1.81%	5,523,594	2,571,674	46.56%
Allstate Ins Co	5,587,422	1.77%	5,775,538	3,103,909	53.74%
Auto Owners Ins Co	5,512,900	1.75%	5,487,115	2,200,354	40.10%
Liberty Ins Corp	5,360,252	1.70%	4,838,998	3,648,808	75.40%
Mutual Of Enumclaw Ins Co	4,922,408	1.56%	5,046,141	2,975,473	58.97%
Enumclaw Prop & Cas Ins Co	4,362,339	1.39%	3,825,846	5,596,719	146.29%
ALL OTHER (103)	67,155,321	21.32%	64,984,805	38,046,597	58.55%
TOTAL	314,939,874	100.00%	305,823,307	186,154,190	60.87%

Commercial Multiple Peril (Non-Liability Portion)

Company Name	Direct Premiums		Market Share	Direct Premiums		Direct Losses	Loss Ratio
	Written	Earned		Incurred			
Western Comm Ins Co	8,788,742	9.60%	8,601,580	6,897,518	80.19%		
Cincinnati Ins Co	5,270,965	5.76%	5,147,350	3,507,597	68.14%		
Continental Western Ins Co	4,980,676	5.44%	4,794,532	3,046,954	63.55%		
Ohio Security Ins Co	3,676,603	4.02%	3,370,226	1,008,757	29.93%		
Amco Ins Co	2,885,074	3.15%	2,898,437	1,006,779	34.74%		
State Farm Fire & Cas Co	2,809,943	3.07%	2,802,667	1,429,416	51.00%		
Farmers Ins Co Of ID	2,567,529	2.81%	2,476,400	1,655,809	66.86%		
Philadelphia Ind Ins Co	2,456,773	2.68%	2,375,957	371,407	15.63%		
American Hallmark Ins Co Of TX	2,358,729	2.58%	2,373,030	1,744,533	73.52%		
Farmers Ins Exch	2,264,763	2.47%	2,266,120	594,183	26.22%		

2015 Business

Commercial Multiple Peril (Non-Liability Portion) (continued)					
Company Name	Direct Premiums Written	Market Share	Direct Premiums Earned	Direct Losses Incurred	Loss Ratio
Mutual Of Enumclaw Ins Co	2,106,852	2.30%	2,103,630	1,173,680	55.79%
Allstate Ind Co	2,025,374	2.21%	2,021,360	1,098,307	54.34%
Truck Ins Exch	2,013,647	2.20%	1,994,955	610,584	30.61%
Travelers Cas Ins Co Of Amer	1,711,221	1.87%	1,681,023	398,289	23.69%
Auto Owners Ins Co	1,598,113	1.75%	1,588,821	425,788	26.80%
American Family Mut Ins Co	1,583,186	1.73%	1,524,970	909,100	59.61%
Travelers Prop Cas Co Of Amer	1,578,988	1.73%	1,530,834	720,297	47.05%
Ace Amer Ins Co	1,472,871	1.61%	1,483,039	209,454	14.12%
Mid Century Ins Co	1,439,844	1.57%	1,385,539	1,686,158	121.70%
Nationwide Agribusiness Ins Co	1,249,287	1.36%	1,231,942	158,926	12.90%
ALL OTHER (217)	36,688,036	40.08%	36,748,274	20,351,130	55.38%
TOTAL	91,527,216	100.00%	90,400,686	49,004,666	54.21%

Commercial Multiple Peril (Liability Portion)					
Company Name	Direct Premiums Written	Market Share	Direct Premiums Earned	Direct Losses Incurred	Loss Ratio
Idaho Counties Risk Mgmt Program	28,791,042	29.19%	28,421,945	13,493,148	47.47%
Western Comm Ins Co	8,787,984	8.91%	8,474,136	1,915,298	22.60%
Cincinnati Ins Co	4,932,548	5.00%	4,857,344	(261,876)	-5.39%
Ohio Security Ins Co	3,607,768	3.66%	3,340,964	2,750,066	82.31%
Continental Western Ins Co	3,443,198	3.49%	3,382,030	1,526,805	45.14%
Philadelphia Ind Ins Co	2,640,581	2.68%	2,640,208	514,224	19.48%
Auto Owners Ins Co	2,439,172	2.47%	2,200,393	1,131,713	51.43%
American Hallmark Ins Co Of TX	2,280,107	2.31%	2,314,330	432,489	18.69%
Owners Ins Co	2,240,079	2.27%	2,113,371	252,923	11.97%
Travelers Prop Cas Co Of Amer	1,912,167	1.94%	1,915,917	18,796	0.98%
State Farm Fire & Cas Co	1,904,726	1.93%	1,881,356	106,703	5.67%
Amco Ins Co	1,713,296	1.74%	1,760,608	464,188	26.37%
Acuity A Mut Ins Co	1,574,989	1.60%	1,504,931	685,017	45.52%
American Family Mut Ins Co	1,197,761	1.21%	1,207,737	568,492	47.07%
The Cincinnati Ind Co	1,132,862	1.15%	1,167,384	412,863	35.37%
American States Ins Co	1,065,004	1.08%	1,088,032	(50,352)	-4.63%

2015 Business**Commercial Multiple Peril (Liability Portion) (continued)**

Mutual Of Enumclaw Ins Co	1,050,435	1.06%	1,066,013	194,302	18.23%
Travelers Cas Ins Co Of Amer	1,010,909	1.02%	990,023	344,377	34.78%
Truck Ins Exch	1,008,550	1.02%	943,823	25,164	2.67%
Federal Ins Co	888,181	0.90%	939,925	90,959	9.68%
ALL OTHERS (230)	25,026,194	25.37%	24,588,165	6,871,285	27.95%
TOTAL	98,647,553	100.00%	96,798,635	31,486,584	32.53%

Mortgage Guaranty

Company Name	Direct Premiums Written	Market Share	Direct Premiums Earned	Direct Losses Incurred	Loss Ratio
Radian Guar Inc	7,751,441	25.48%	7,739,452	1,558,852	20.14%
Mortgage Guar Ins Corp	7,028,825	23.11%	6,976,924	1,286,795	18.44%
Genworth Mortgage Ins Corp	3,509,087	11.54%	3,664,630	1,529,011	41.72%
United Guar Residential Ins Co	3,505,607	11.52%	3,121,541	228,234	7.31%
Essent Guar Inc	3,489,398	11.47%	3,371,132	(19,979)	-0.59%
ARCH Mortgage Ins Co	2,460,056	8.09%	2,443,700	339,942	13.91%
PMI Mortgage Ins Co	1,041,474	3.42%	1,052,468	501,818	47.68%
Republic Mortgage Ins Co	633,985	2.08%	644,164	120,116	18.65%
MGIC Ind Corp	540,713	1.78%	587,476	73,221	12.46%
National Mortgage Ins Corp	455,107	1.50%	317,692	0	0.00%
Arch Mortgage Guar Co	4,138	0.01%	2,245	0	0.00%
United Guar Mortgage Ind Co	0	0.00%	504	0	0.00%
TOTALS	30,419,831	100.00%	29,921,928	5,618,010	18.78%

Ocean Marine

Company Name	Direct Premiums Written	Market Share	Direct Premiums Earned	Direct Losses Incurred	Loss Ratio
National Union Fire Ins Co Of Pitts	755,976	15.16%	731,319	114,190	15.61%
Foremost Ins Co Grand Rapids MI	508,527	10.20%	488,355	231,677	47.44%
Travelers Prop Cas Co Of Amer	327,231	6.56%	334,526	52,310	15.64%
Markel Amer Ins Co	291,649	5.85%	279,407	45,589	16.32%

2015 Business**Inland Marine (continued)**

Company Name	Direct Premiums Written	Market Share	Direct Premiums Earned	Direct Losses Incurred	Loss Ratio
Travelers Prop Cas Co Of Amer	1,554,330	1.55%	1,462,393	46,576	3.18%
Western Comm Ins Co	1,461,208	1.46%	1,390,342	576,362	41.45%
Arch Ins Co	1,217,441	1.21%	1,036,654	705,308	68.04%
AGCS Marine Ins Co	1,021,781	1.02%	1,056,056	558,009	52.84%
Transamerica Cas Ins Co	943,584	0.94%	937,960	510,423	54.42%
Progressive Northwestern Ins Co	932,045	0.93%	904,394	470,257	52.00%
Cincinnati Ins Co	922,266	0.92%	836,780	111,613	13.34%
American Bankers Ins Co Of FL	921,482	0.92%	901,145	280,242	31.10%
American Zurich Ins Co	842,124	0.84%	816,674	18,701	2.29%
National Cas Co	828,885	0.83%	828,084	522,294	63.07%
ALL OTHER (280)	26,246,510	26.15%	25,568,947	8,516,248	33.31%
TOTALS	100,356,375	100.00%	99,742,179	50,833,252	50.96%

Financial Guaranty

Company Name	Direct Premiums Written	Market Share	Direct Premiums Earned	Direct Losses Incurred	Loss Ratio
Assured Guar Municipal Corp	130,267	100.00%	227,909	0	0.00%
Syncora Guar Inc	0	0.00%	19,975	0	0.00%
National Public Finance Guar Corp	0	0.00%	140,497	0	0.00%
Assured Guar Corp	0	0.00%	634,437	0	0.00%
Ambac Assur Corp	0	0.00%	585,947	0	0.00%
MBIA Ins Corp	0	0.00%	447,868	0	0.00%
TOTALS	130,267	100.00%	2,056,633	0	0.00%

Medical Professional Liability

Company Name	Direct Premiums Written	Market Share	Direct Premiums Earned	Direct Losses Incurred	Loss Ratio
Medical Ins Exch Of CA	6,491,171	29.62%	6,128,017	(195,074)	-3.18%
Doctors Co An Interins Exch	4,458,933	20.35%	4,461,096	3,396,626	76.14%
Continental Cas Co	2,774,689	12.66%	2,853,106	(371,041)	-13.00%
Medical Protective Co	1,913,661	8.73%	1,832,476	1,474,000	80.44%

2015 Business**Medical Professional Liability (continued)**

Physicians Ins A Mut Co	1,605,331	7.33%	1,450,089	509,519	35.14%
American Cas Co Of Reading PA	997,969	4.55%	1,039,164	(73,023)	-7.03%
Washington Cas Co	783,524	3.58%	766,048	428,758	55.97%
UMIA Ins Inc	499,220	2.28%	458,984	(138,404)	-30.15%
NCMIC Ins Co	443,136	2.02%	444,524	(173,748)	-39.09%
Podiatry Ins Co Of Amer	355,739	1.62%	341,506	250,086	73.23%
Liberty Ins Underwriters Inc	347,587	1.59%	342,855	72,973	21.28%
Northwest Dentists Ins Co	206,451	0.94%	214,225	(10,150)	-4.74%
Ace Amer Ins Co	193,525	0.88%	190,253	(35,314)	-18.56%
National Union Fire Ins Co Of Pitts	190,579	0.87%	180,171	58,258	32.33%
American Alt Ins Corp	95,782	0.44%	90,270	20,022	22.18%
Church Mut Ins Co	91,187	0.42%	71,330	21,377	29.97%
Cincinnati Ins Co	88,621	0.40%	74,980	91,010	121.38%
PACO Assur Co Inc	84,251	0.38%	88,588	108,505	122.48%
Preferred Professional Ins Co	77,404	0.35%	71,288	(10,759)	-15.09%
Pharmacists Mut Ins Co	56,973	0.26%	52,216	(7,329)	-14.04%
ALL OTHERS (37)	156,208	0.71%	151,124	192,544	127.41%
TOTALS	21,911,941	100.00%	21,302,310	5,608,836	26.33%

Earthquake

Company Name	Direct Premiums Written	Market Share	Direct Premiums Earned	Direct Losses Incurred	Loss Ratio
Travelers Ind Co	462,411	15.77%	452,414	(14,541)	-3.21%
State Farm Fire & Cas Co	332,903	11.36%	326,821	0	0.00%
Travelers Prop Cas Co Of Amer	258,638	8.82%	181,294	(5,911)	-3.26%
AIG Prop Cas Co	226,123	7.71%	214,681	0	0.00%
United Serv Automobile Assn	218,248	7.44%	217,120	1,444	0.67%
XL Ins Amer Inc	105,590	3.60%	104,550	554	0.53%
Allianz Global Risks US Ins Co	105,527	3.60%	67,358	(350)	-0.52%
Vigilant Ins Co	102,747	3.50%	102,460	1	0.00%
Insurance Co Of The West	97,301	3.32%	93,496	0	0.00%
Arch Ins Co	83,983	2.86%	67,516	0	0.00%

**2015 Business
Earthquake (continued)**

Earthquake (continued)					
USAA Cas Ins Co	83,041	2.83%	82,184	2,058	2.50%
Federal Ins Co	65,340	2.23%	56,087	0	0.00%
American Family Mut Ins Co	45,166	1.54%	44,366	0	0.00%
Zurich Amer Ins Co	43,605	1.49%	37,424	639	1.71%
Amco Ins Co	42,434	1.45%	36,906	(6)	-0.02%
Liberty Mut Fire Ins Co	37,548	1.28%	41,355	0	0.00%
Farmers Ins Exch	31,878	1.09%	33,428	0	0.00%
Axis Ins Co	31,325	1.07%	22,833	(6,612)	-28.96%
Auto Owners Ins Co	31,281	1.07%	37,107	0	0.00%
Bankers Standard Ins Co	30,728	1.05%	13,750	0	0.00%
ALL OTHERS (102)	495,882	16.91%	570,711	10,762	1.89%
TOTALS	2,931,699	100.00%	2,803,861	(11,962)	-0.43%

Group Accident and Health

Company Name	Direct Premiums Written	Market Share	Direct Premiums Earned	Direct Losses Incurred	Loss Ratio
QBE Ins Corp	3,310,299	30.74%	3,312,489	2,790,719	84.25%
National Union Fire Ins Co Of Pitts	3,102,580	28.81%	3,188,644	2,727,779	85.55%
State Farm Mut Auto Ins Co	1,136,010	10.55%	1,136,010	1,373,970	120.95%
BCS Ins Co	508,780	4.72%	613,639	400,515	65.27%
Continental Cas Co	507,800	4.71%	124,040	232,129	187.14%
Sirius Amer Ins Co	411,288	3.82%	411,288	216,250	52.58%
United States Fire Ins Co	316,354	2.94%	316,354	126,243	39.91%
Zurich Amer Ins Co	250,117	2.32%	253,237	313,364	123.74%
Independence Amer Ins Co	238,592	2.22%	238,592	44,157	18.51%
Federal Ins Co	227,972	2.12%	237,304	185,853	78.32%
Amex Assur Co	207,432	1.93%	208,713	1,217	0.58%
Atlantic Specialty Ins Co	145,217	1.35%	149,183	338,026	226.58%
Axis Ins Co	136,250	1.27%	61,908	25,335	40.92%
Ace Amer Ins Co	126,111	1.17%	133,525	(15,470)	-11.59%
Westport Ins Corp	58,950	0.55%	58,950	267,079	453.06%
Central States Ind Co Of Omaha	26,498	0.25%	26,521	1,728	6.52%

2015 Business**Group Accident and Health (continued)**

Group Accident and Health (continued)					
Sentry Ins A Mut Co	25,035	0.23%	(41,927)	53,625	-127.90%
Wesco Ins Co	19,209	0.18%	19,209	42,031	218.81%
National Cas Co	6,746	0.06%	6,915	858	12.41%
American Bankers Ins Co Of FL	4,277	0.04%	4,277	(865)	-20.22%
ALL OTHERS (12)	4,538	0.04%	4,217	(7,907)	-187.50%
TOTALS	10,770,055	100.00%	10,463,088	9,116,636	87.13%

Credit Accident and Health (Group & Individual)

Company Name	Direct Premiums Written	Market Share	Direct Premiums Earned	Direct Losses Incurred	Loss Ratio
Central States Ind Co Of Omaha	71,121	51.33%	71,121	7,624	10.72%
American Bankers Ins Co Of FL	35,161	25.38%	35,161	(10,941)	-31.12%
State Farm Mut Auto Ins Co	21,972	15.86%	22,219	1,380	6.21%
American Security Ins Co	5,457	3.94%	5,457	(6)	-0.11%
Transamerica Cas Ins Co	4,851	3.50%	4,851	(892)	-18.39%
TOTALS	138,562	100.00%	138,809	(2,835)	-2.04%

Collectively Renewable Accident & Health

Company Name	Direct Premiums Written	Market Share	Direct Premiums Earned	Direct Losses Incurred	Loss Ratio
National Cas Co	126	100.00%	97	0	0.00%
TOTALS	126	100.00%	97	0	0.00%

Non-Cancelable Accident and Health

Company Name	Direct Premiums Written	Market Share	Direct Premiums Earned	Direct Losses Incurred	Loss Ratio
Travelers Ind Co	0	100.00%	11,389	0	0.00%
TOTALS	0	100.00%	11,389	0	0.00%

2015 Business**Guaranteed Renewable Accident and Health**

Company Name	Direct Premiums Written	Market Share	Direct Premiums Earned	Direct Losses Incurred	Loss Ratio
State Farm Mut Auto Ins Co	4,326,467	77.45%	2,961,803	2,989,640	100.94%
Continental Cas Co	886,975	15.88%	62,401	2,841,300	4553.29%
Central States Ind Co Of Omaha	348,159	6.23%	346,178	245,225	70.84%
AF&L Ins Co	7,192	0.13%	7,192	(18,318)	-254.70%
American Family Mut Ins Co	6,803	0.12%	4,023	2,869	71.31%
American States Ins Co	5,244	0.09%	5,179	43,603	841.92%
Independence Amer Ins Co	3,944	0.07%	3,944	(1,697)	-43.03%
Genesis Ins Co	1,534	0.03%	12,333	0	0.00%
National Union Fire Ins Co Of Pitts	0	0.00%	30	(45)	-150.00%
TOTALS	5,586,318	100.00%	3,403,083	6,102,577	179.33%

Non-Renewable for Stated Reasons Only

Company Name	Direct Premiums Written	Market Share	Direct Premiums Earned	Direct Losses Incurred	Loss Ratio
State Farm Mut Auto Ins Co	298,330	100.00%	311,569	169,762	54.49%
TOTALS	298,330	100.00%	311,569	169,762	54.49%

Other Accident Only

Company Name	Direct Premiums Written	Market Share	Direct Premiums Earned	Direct Losses Incurred	Loss Ratio
Federal Ins Co	59,580	94.64%	76,853	11,082	14.42%
American Home Assur Co	1,659	2.64%	1,646	(6)	-0.36%
Old Republic Ins Co	1,629	2.59%	3,267	(574)	-17.57%
National Cas Co	85	0.14%	89	0	0.00%
Oakwood Ins Co	0	0.00%	560	0	0.00%
American Automobile Ins Co	0	0.00%	0	(152)	0.00%
TOTALS	62,953	100.00%	82,415	10,350	12.56%

2015 Business**Medicare Title XVIII Exempt from State Taxes and Fees**

Company Name	Direct Premiums Written	Market Share	Direct Premiums Earned	Direct Losses Incurred	Loss Ratio
American Automobile Ins Co	0	100.00%	0	274	0.00%
TOTALS	0	100.00%	0	274	0.00%

All Other Accident and Health

Company Name	Direct Premiums Written	Market Share	Direct Premiums Earned	Direct Losses Incurred	Loss Ratio
PartnerRe Amer Ins Co	689,521	59.16%	689,521	(2,716)	-0.39%
American Alt Ins Corp	347,145	29.79%	347,145	429,433	123.70%
State Farm Mut Auto Ins Co	90,332	7.75%	90,588	31,472	34.74%
Markel Ins Co	24,734	2.12%	29,975	2,283	7.62%
Central States Ind Co Of Omaha	13,548	1.16%	13,630	1,104	8.10%
American Bankers Ins Co Of FL	142	0.01%	142	(251)	-176.76%
TOTALS	1,165,422	100.00%	1,171,001	461,325	39.40%

Federal Employee Health Benefit Program Premium

Company Name			
None			

Workers' Compensation

Company Name	Direct Premiums Written	Market Share	Direct Premiums Earned	Direct Losses Incurred	Loss Ratio
Idaho State Ins Fund	226,562,928	61.54%	227,667,809	168,874,897	74.18%
Alaska Natl Ins Co	12,615,319	3.43%	13,183,939	10,588,515	80.31%
Associated Loggers Exch	10,512,371	2.86%	10,665,278	7,228,053	67.77%
Liberty Northwest Ins Corp	8,782,854	2.39%	8,586,478	5,220,485	60.80%
Zurich Amer Ins Co	8,596,271	2.34%	7,690,628	5,355,569	69.64%
Travelers Prop Cas Co Of Amer	8,409,125	2.28%	8,652,115	5,320,124	61.49%
Insurance Co Of The State Of PA	5,985,357	1.63%	4,790,903	3,824,556	79.83%

2015 Business**Workers' Compensation (continued)**

Milwaukee Cas Ins Co	4,129,201	1.12%	4,218,150	2,532,969	60.05%
Truck Ins Exch	3,508,136	0.95%	3,375,046	1,575,013	46.67%
Advantage Workers Comp Ins Co	3,495,726	0.95%	3,328,382	1,308,979	39.33%
Twin City Fire Ins Co Co	2,860,162	0.78%	2,947,655	1,654,985	56.15%
Federated Mut Ins Co	2,629,546	0.71%	2,369,616	1,783,525	75.27%
Workers Comp Exch	2,366,400	0.64%	2,147,121	5,363,723	249.81%
Auto Owners Ins Co	2,335,278	0.63%	2,452,295	1,017,944	41.51%
Nationwide Agribusiness Ins Co	2,231,977	0.61%	1,864,124	1,997,099	107.13%
Ace Amer Ins Co	2,096,978	0.57%	2,372,323	193,838	8.17%
American Zurich Ins Co	2,082,214	0.57%	2,368,872	991,171	41.84%
Great West Cas Co	2,067,163	0.56%	2,003,572	1,298,721	64.82%
Charter Oak Fire Ins Co	2,010,938	0.55%	1,847,155	941,639	50.98%
Employers Ins of Wausau	1,873,123	0.51%	2,587,705	2,075,994	80.23%
ALL OTHERS (248)	52,977,399	14.39%	50,966,155	36,156,170	70.94%
TOTALS	368,128,466	100.00%	366,085,321	265,303,969	72.47%

Other Liability—Occurrence

Company Name	Direct Premiums Written	Market Share	Direct Premiums Earned	Direct Losses Incurred	Loss Ratio
Indemnity Ins Co Of North Amer	11,128,787	8.36%	11,119,958	10,630,194	95.60%
American Bankers Ins Co Of FL	6,452,463	4.85%	5,651,101	2,443,779	43.24%
Cincinnati Ins Co	4,401,369	3.31%	4,215,860	329,168	7.81%
Farm Bureau Mut Ins Co Of ID	3,772,962	2.84%	3,759,403	1,877,764	49.95%
Cumis Ins Society Inc	3,478,313	2.61%	3,170,143	1,327,163	41.86%
State Farm Fire & Cas Co	3,252,978	2.44%	3,199,513	1,635,425	51.11%
Zurich Amer Ins Co	3,252,790	2.44%	2,586,826	232,454	8.99%
National Union Fire Ins Co Of Pitts	2,665,403	2.00%	2,451,375	4,295,336	175.22%
American Contractors Ins Co RRG	2,293,143	1.72%	1,475,656	576,835	39.09%
Safeco Ins Co Of Amer	2,068,011	1.55%	1,980,430	345,337	17.44%
Travelers Prop Cas Co Of Amer	2,019,161	1.52%	1,889,234	865,945	45.84%
Employers Mut Cas Co	1,976,768	1.49%	1,941,209	798,112	41.11%
Scottsdale Ins Co	1,775,447	1.33%	1,818,361	838,717	46.12%

2015 Business**Other Liability—Occurrence (continued)**

Continental Western Ins Co	1,547,087	1.16%	1,477,524	693,861	46.96%
Ohio Cas Ins Co	1,404,712	1.06%	1,343,122	(174,328)	-12.98%
Caterpillar Ins Co	1,392,662	1.05%	1,909,121	1,066,712	55.87%
Owners Ins Co	1,390,928	1.05%	1,330,374	197,233	14.83%
Federated Mut Ins Co	1,335,749	1.00%	1,205,499	(21,308)	-1.77%
American States Ins Co	1,321,633	0.99%	1,401,247	118,539	8.46%
The Cincinnati Specialty Underwriter	1,313,644	0.99%	1,304,612	164,109	12.58%
ALL OTHERS (465)	74,824,121	56.23%	70,872,743	17,979,469	25.37%
TOTALS	133,068,131	100.00%	126,103,311	46,220,516	36.65%

Other Liability—Claims Made

Company Name	Direct Premiums Written	Market Share	Direct Premiums Earned	Direct Losses Incurred	Loss Ratio
Continental Cas Co	4,086,090	6.92%	4,316,335	1,357,716	31.46%
National Union Fire Ins Co Of Pitts	4,023,362	6.82%	4,243,404	2,620,054	61.74%
Travelers Cas & Surety Co Of Amer	3,030,195	5.14%	3,092,799	910,916	29.45%
ALPS Prop & Cas Ins Co	2,464,961	4.18%	2,473,954	4,144,288	167.52%
Federal Ins Co	2,318,534	3.93%	2,372,009	2,218,057	93.51%
California Ins Co	2,172,875	3.68%	2,117,643	50,115	2.37%
AIG Specialty Ins Co	2,019,567	3.42%	1,545,169	61,186	3.96%
XL Specialty Ins Co	1,902,703	3.22%	1,581,083	(7,200)	-0.46%
Indian Harbor Ins Co	1,721,028	2.92%	1,199,177	711,285	59.31%
Great Amer Ins Co	1,344,297	2.28%	1,239,449	32,879	2.65%
Steadfast Ins Co	1,300,535	2.20%	678,805	(1,611,710)	-237.43%
Philadelphia Ind Ins Co	1,265,131	2.14%	1,160,424	173,317	14.94%
Ironshore Specialty Ins Co	1,141,510	1.93%	856,859	515,737	60.19%
Ace Amer Ins Co	1,094,862	1.86%	939,142	295,907	31.51%
Zurich Amer Ins Co	992,270	1.68%	918,332	54,345	5.92%
Westchester Fire Ins Co	969,053	1.64%	873,597	(2,483,348)	-284.27%
Berkley Ins Co	878,871	1.49%	688,559	83,679	12.15%
Cincinnati Ins Co	818,053	1.39%	762,548	137,020	17.97%
Allied World Surplus Lines Ins Co	785,767	1.33%	780,986	105,625	13.52%

**2015 Business
Other Liability—Claims Made (continued)**

United States Liab Ins Co	760,923	1.29%	762,121	43,824	5.75%
Aspen Specialty Ins Co	730,433	1.24%	433,871	50,145	11.56%
Gemini Ins Co	701,996	1.19%	515,844	70,626	13.69%
Attorneys Liab Assur Society Inc RRG	677,102	1.15%	677,102	1,514,150	223.62%
Old Republic Ins Co	645,054	1.09%	700,310	(596,151)	-85.13%
Scottsdale Ind Co	588,510	1.00%	584,522	156,247	26.73%
ALL OTHERS (263)	20,575,790	34.87%	19,356,335	4,174,310	21.57%
TOTALS	59,009,472	100.00%	54,870,379	14,783,019	26.94%

Excess Workers' Compensation

Company Name	Direct Premiums Written	Market Share	Direct Premiums Earned	Direct Losses Incurred	Loss Ratio
Safety Natl Cas Corp	1,033,911	54.52%	1,010,013	552,621	54.71%
Ace Amer Ins Co	259,047	13.66%	258,408	544,882	210.86%
Zurich Amer Ins Co	253,891	13.39%	256,021	138,102	53.94%
State Natl Ins Co Inc	168,909	8.91%	171,737	232,000	135.09%
Arch Ins Co	94,889	5.00%	79,333	37,440	47.19%
LM Ins Corp	38,835	2.05%	38,835	16,202	41.72%
XL Specialty Ins Co	32,617	1.72%	36,305	11,070	30.49%
National Union Fire Ins Co Of Pitts	17,079	0.90%	9,602	(11,387)	-118.59%
Old Republic Ins Co	707	0.04%	1,386	(56,894)	-4104.91%
St Paul Fire & Marine Ins Co	0	0.00%	0	(94)	0.00%
Employers Ins of Wausau	0	0.00%	0	(50)	0.00%
Great Northern Ins Co	0	0.00%	0	(686)	0.00%
Continental Ins Co	0	0.00%	0	90,063	0.00%
St Paul Mercury Ins Co	0	0.00%	0	(61)	0.00%
Discover Prop & Cas Ins Co	0	0.00%	0	444	0.00%
Fidelity & Guar Ins Co	0	0.00%	0	(8)	0.00%
Repwest Ins Co	0	0.00%	0	(6,828)	0.00%
Travelers Cas & Surety Co	0	0.00%	0	114	0.00%
St Paul Protective Ins Co	0	0.00%	0	(46)	0.00%
General Reins Corp	0	0.00%	0	37,664	0.00%

**2015 Business
Excess Workers' Compensation (continued)**

Excess Workers' Compensation (continued)						
United States Fidelity & Guar Co		0	0.00%	0	1,665	0.00%
Fidelity & Guar Ins Underwriters Inc		0	0.00%	0	14,329	0.00%
Federal Ins Co		0	0.00%	0	1,953	0.00%
TIG Ins Co		0	0.00%	0	1,031,987	0.00%
Liberty Ins Corp		0	0.00%	0	182,964	0.00%
Westport Ins Corp		0	0.00%	0	402,748	0.00%
Pacific Ind Co		0	0.00%	0	(4)	0.00%
St Paul Surplus Lines Ins Co		0	0.00%	0	174	0.00%
Continental Cas Co		0	0.00%	0	(6,174,290)	0.00%
Praetorian Ins Co		0	0.00%	0	(77)	0.00%
Travelers Prop Cas Co Of Amer	(3,340)		-0.18%	(2,375)	4,169	-175.54%
TOTALS	1,896,545		100.00%	1,859,265	(2,949,834)	-158.66%

Products Liability

Company Name	Direct Premiums Written	Market Share	Direct Premiums Earned	Direct Losses Incurred	Loss Ratio
Cincinnati Ins Co	1,055,931	8.18%	1,001,754	226,924	22.65%
Great Amer E&S Ins Co	838,212	6.50%	832,720	182,907	21.97%
Admiral Ins Co	619,806	4.80%	675,084	229,204	33.95%
United Fire & Cas Co	618,392	4.79%	622,631	404,321	64.94%
Farmland Mut Ins Co	546,988	4.24%	511,056	194,747	38.11%
Zurich Amer Ins Co	534,955	4.15%	329,105	59,688	18.14%
HDI Gerling Amer Ins Co	497,361	3.85%	499,557	1,130,728	226.35%
Evanston Ins Co	406,366	3.15%	350,034	(26,633)	-7.61%
First Mercury Ins Co	350,533	2.72%	319,585	97,771	30.59%
Colony Ins Co	339,535	2.63%	348,856	108,956	31.23%
The Cincinnati Specialty Underwriter	307,107	2.38%	293,954	17,591	5.98%
National Union Fire Ins Co Of Pitts	294,807	2.28%	158,622	468,946	295.64%
Steadfast Ins Co	280,600	2.17%	180,870	106,671	58.98%
Federal Ins Co	279,254	2.16%	210,308	(105,217)	-50.03%
Liberty Surplus Ins Corp	264,965	2.05%	245,441	(17,520)	-7.14%
Federated Mut Ins Co	256,771	1.99%	252,744	193,000	76.36%

2015 Business**Products Liability (continued)**

Liberty Mut Fire Ins Co	256,606	1.99%	231,753	37,761	16.29%
Westchester Surplus Lines Ins Co	227,064	1.76%	52,478	(47,719)	-90.93%
Old Republic Ins Co	218,557	1.69%	208,465	(57,191)	-27.43%
Sentry Ins A Mut Co	198,346	1.54%	215,567	588,332	272.92%
Employers Mut Cas Co	183,024	1.42%	176,610	(32,574)	-18.44%
Nationwide Agribusiness Ins Co	179,207	1.39%	193,209	(362,366)	-187.55%
Cincinnati Cas Co	167,484	1.30%	156,121	12,125	7.77%
Travelers Prop Cas Co Of Amer	165,207	1.28%	160,748	297,427	185.03%
Continental Cas Co	161,028	1.25%	57,249	300,509	524.92%
Mid Continent Cas Co	142,477	1.10%	176,194	(45,549)	-25.85%
Columbia Cas Co	137,800	1.07%	244,237	38,139	15.62%
ALL OTHERS (215)	3,377,205	26.17%	3,722,138	2,284,046	61.36%
TOTALS	12,905,588	100.00%	12,427,090	6,285,024	50.58%

Private Passenger Auto No-Fault (Personal Injury Protection)

Company Name	Direct Premiums Written	Market Share	Direct Premiums Earned	Direct Losses Incurred	Loss Ratio
Mutual Of Enumclaw Ins Co	423,338	50.19%	440,458	380,614	86.41%
Enumclaw Prop & Cas Ins Co	409,604	48.56%	381,859	309,183	80.97%
Casualty Underwriters Ins Co	10,589	1.26%	10,250	(56)	-0.55%
Geico Gen Ins Co	0	0.00%	0	34,568	0.00%
State Farm Mut Auto Ins Co	0	0.00%	0	(8,457)	0.00%
Progressive Northwestern Ins Co	0	0.00%	0	(23,676)	0.00%
Hartford Ins Co Of The Midwest	0	0.00%	0	(68)	0.00%
Garrison Prop & Cas Ins Co	0	0.00%	0	14,065	0.00%
GEICO Advantage Ins Co	0	0.00%	0	6,973	0.00%
United Serv Automobile Assn	0	0.00%	0	(2,390)	0.00%
Western Comm Ins Co	0	0.00%	0	(8,055)	0.00%
Unigard Ins Co	0	0.00%	0	(1,021)	0.00%
USAA Cas Ins Co	0	0.00%	0	(2,580)	0.00%
USAA Gen Ind Co	0	0.00%	0	1,763	0.00%
GEICO Choice Ins Co	0	0.00%	0	16,766	0.00%

2015 Business

Private Passenger Auto No-Fault (Personal Injury Protection) (continued)					
Company Name	Direct Premiums Written	Market Share	Direct Premiums Earned	Direct Losses Incurred	Loss Ratio
LM Gen Ins Co	0	0.00%	0	(1,069)	0.00%
Progressive Direct Ins Co	0	0.00%	0	5,908	0.00%
State Farm Fire & Cas Co	0	0.00%	0	(3,809)	0.00%
Geico Ind Co	0	0.00%	0	22,153	0.00%
Sublimity Ins Co	0	0.00%	0	3,503	0.00%
Farmers Alliance Mut Ins Co	0	0.00%	0	63,200	0.00%
Atlantic Specialty Ins Co	0	0.00%	0	(2)	0.00%
United Heritage Prop & Cas Co	(97)	-0.01%	(97)	0	0.00%
TOTALS	843,434	100.00%	832,470	807,513	97.00%

Other Private Passenger Auto Liability					
Company Name	Direct Premiums Written	Market Share	Direct Premiums Earned	Direct Losses Incurred	Loss Ratio
State Farm Mut Auto Ins Co	58,803,123	12.84%	57,739,041	33,396,480	57.84%
Farm Bureau Mut Ins Co Of ID	46,578,250	10.17%	45,910,462	34,072,325	74.21%
Farmers Ins Co Of ID	41,175,567	8.99%	41,662,220	20,845,618	50.03%
Safeco Ins Co Of IL	33,059,104	7.22%	30,913,535	16,581,009	53.64%
Progressive Northwestern Ins Co	27,017,082	5.90%	26,776,767	17,213,358	64.28%
Allstate Fire & Cas Ins Co	25,771,070	5.63%	25,154,829	14,698,483	58.43%
Progressive Direct Ins Co	17,168,766	3.75%	16,532,144	8,982,920	54.34%
Viking Ins Co Of WI	12,886,408	2.81%	12,714,264	7,332,838	57.67%
Geico Gen Ins Co	11,994,558	2.62%	12,137,714	7,484,867	61.67%
American Family Mut Ins Co	11,980,296	2.62%	12,194,570	6,954,394	57.03%
GEICO Advantage Ins Co	9,276,725	2.03%	8,431,575	8,125,232	96.37%
GEICO Choice Ins Co	8,871,917	1.94%	8,285,948	6,318,796	76.26%
State Farm Fire & Cas Co	7,832,584	1.71%	7,576,729	5,249,664	69.29%
United Serv Automobile Assn	7,599,443	1.66%	7,543,469	5,805,078	76.96%
Geico Ind Co	6,834,824	1.49%	7,075,338	4,096,098	57.89%
USAA Cas Ins Co	6,690,259	1.46%	6,623,131	5,203,205	78.56%
LM Gen Ins Co	5,977,662	1.31%	5,015,903	3,767,997	75.12%
GEICO Secure Ins Co	5,760,775	1.26%	5,456,527	3,790,844	69.47%
Auto Owners Ins Co	5,663,830	1.24%	5,678,885	2,606,142	45.89%

2015 Business**Other Private Passenger Auto Liability (continued)**

Alpha Prop & Cas Ins Co	5,639,187	1.23%	5,723,908	4,133,923	72.22%
Metropolitan Prop & Cas Ins Co	5,432,799	1.19%	5,313,456	3,887,726	73.17%
Allstate Ind Co	4,793,985	1.05%	5,034,587	2,871,086	57.03%
ALL OTHER (146)	91,223,553	19.92%	89,331,743	62,931,405	70.45%
TOTALS	458,031,767	100.00%	448,826,745	286,349,488	63.80%

Commercial Auto No-Fault (Personal Injury Protection)

Company Name	Direct Premiums Written	Market Share	Direct Premiums Earned	Direct Losses Incurred	Loss Ratio
Mutual Of Enumclaw Ins Co	207,002	97.42%	199,022	53,006	26.63%
Praetorian Ins Co	5,576	2.62%	4,307	(108)	-2.51%
Vanliner Ins Co	306	0.14%	286	0	0.00%
American Alt Ins Corp	159	0.07%	145	35	24.14%
Conifer Ins Co	158	0.07%	71	0	0.00%
Starr Ind & Liab Co	68	0.03%	51	0	0.00%
Owners Ins Co	0	0.00%	0	203	0.00%
New Hampshire Ins Co	0	0.00%	(209)	0	0.00%
Maryland Cas Co	0	0.00%	0	(4,727)	0.00%
Hiscox Ins Co Inc	0	0.00%	0	19	0.00%
United States Fire Ins Co	0	0.00%	0	(437)	0.00%
North River Ins Co	0	0.00%	0	(97)	0.00%
QBE Specialty Ins Co	0	0.00%	0	40	0.00%
Corepointe Ins Co	0	0.00%	0	(1)	0.00%
Axis Ins Co	0	0.00%	0	(91)	0.00%
Amerisure Mut Ins Co	0	0.00%	0	(2)	0.00%
Northland Ins Co	0	0.00%	0	16	0.00%
Evergreen USA RRG Inc	0	0.00%	37	(569)	-1537.84%
Mid Century Ins Co	0	0.00%	0	(33)	0.00%
Great West Cas Co	0	0.00%	0	(5,000)	0.00%
ALL OTHERS (9)	(776)	-0.37%	46	8,672	18852.17%
TOTALS	212,493	100.00%	203,756	50,926	24.99%

2015 Business**Other Commercial Auto Liability**

Company Name	Direct Premiums Written	Market Share	Direct Premiums Earned	Direct Losses Incurred	Loss Ratio
Great West Cas Co	9,064,233	8.72%	8,569,490	3,724,284	43.46%
United Financial Cas Co	8,478,772	8.16%	7,955,958	4,770,516	59.96%
Western Comm Ins Co	4,537,127	4.37%	4,362,956	5,344,487	122.50%
Cincinnati Ins Co	4,211,420	4.05%	4,069,109	2,892,927	71.09%
Continental Western Ins Co	3,485,832	3.36%	3,366,661	1,636,450	48.61%
Mutual Of Enumclaw Ins Co	3,273,088	3.15%	3,287,072	4,109,114	125.01%
Northland Ins Co	2,348,336	2.26%	2,304,000	454,556	19.73%
Ohio Security Ins Co	2,291,653	2.21%	2,145,914	1,065,549	49.65%
Zurich Amer Ins Co	2,166,847	2.09%	2,187,009	2,186,564	99.98%
Auto Owners Ins Co	1,945,761	1.87%	1,750,945	1,230,091	70.25%
National Interstate Ins Co	1,890,462	1.82%	1,840,883	616,728	33.50%
National Ind Co	1,847,864	1.78%	1,808,482	1,187,103	65.64%
Oregon Mut Ins Co	1,831,135	1.76%	1,859,662	1,680,882	90.39%
Employers Mut Cas Co	1,649,256	1.59%	1,599,165	1,467,720	91.78%
Acuity A Mut Ins Co	1,631,529	1.57%	1,610,875	3,402,566	211.22%
National Cas Co	1,631,034	1.57%	1,641,834	870,305	53.01%
Owners Ins Co	1,616,096	1.56%	1,544,103	765,372	49.57%
National Union Fire Ins Co Of Pitts	1,340,625	1.29%	1,347,751	1,221,072	90.60%
Sentry Select Ins Co	1,336,528	1.29%	1,121,423	222,612	19.85%
Philadelphia Ind Ins Co	1,326,898	1.28%	1,318,072	765,837	58.10%
ALL OTHER (316)	45,984,328	44.26%	45,517,948	27,046,130	59.42%
TOTALS	103,888,824	100.00%	101,209,312	66,660,865	65.86%

Private Passenger Auto Physical Damage

Company Name	Direct Premiums Written	Market Share	Direct Premiums Earned	Direct Losses Incurred	Loss Ratio
State Farm Mut Auto Ins Co	45,547,869	13.89%	44,349,485	29,919,940	67.46%
Farm Bureau Mut Ins Co Of ID	36,254,124	11.06%	35,477,145	27,739,448	78.19%
Farmers Ins Co Of ID	26,847,050	8.19%	26,358,402	16,071,818	60.97%
Safeco Ins Co Of IL	25,603,530	7.81%	23,613,973	13,264,827	56.17%

2015 Business
Private Passenger Auto Physical Damage (continued)

Allstate Fire & Cas Ins Co	23,894,309	7.29%	23,358,028	11,917,889	51.02%
Progressive Northwestern Ins Co	14,619,047	4.46%	14,288,572	9,818,658	68.72%
Progressive Direct Ins Co	8,301,280	2.53%	7,861,163	5,989,034	76.19%
Geico Gen Ins Co	8,270,844	2.52%	8,231,915	5,143,614	62.48%
American Family Mut Ins Co	7,952,430	2.43%	8,058,266	4,608,278	57.19%
United Serv Automobile Assn	6,929,776	2.11%	6,827,235	4,669,712	68.40%
GEICO Advantage Ins Co	5,736,057	1.75%	5,147,600	5,362,171	104.17%
USAA Cas Ins Co	5,475,890	1.67%	5,361,547	4,127,780	76.99%
LM Gen Ins Co	5,183,565	1.58%	4,268,121	2,372,120	55.58%
GEICO Choice Ins Co	5,116,330	1.56%	4,682,890	4,327,204	92.40%
Geico Ind Co	4,739,122	1.45%	4,798,424	2,942,862	61.33%
State Farm Fire & Cas Co	4,656,565	1.42%	4,453,107	3,435,395	77.15%
Allstate Ins Co	4,550,581	1.39%	4,662,580	1,484,713	31.84%
Metropolitan Prop & Cas Ins Co	4,450,078	1.36%	4,278,065	2,431,055	56.83%
USAA Gen Ind Co	3,820,435	1.17%	3,633,394	2,628,006	72.33%
Allstate Prop & Cas Ins Co	3,234,612	0.99%	3,257,504	1,208,901	37.11%
Allstate Ind Co	3,186,738	0.97%	3,229,043	1,385,273	42.90%
ALL OTHERS (143)	73,493,000	22.42%	70,896,970	44,317,795	62.51%
TOTALS	327,863,232	100.00%	317,093,429	205,166,493	64.70%

Aircraft

Company Name	Direct Premiums Written	Market Share	Direct Premiums Earned	Direct Losses Incurred	Loss Ratio
National Union Fire Ins Co Of Pitts	2,582,468	20.35%	2,600,029	1,040,443	40.02%
Ace Amer Ins Co	2,010,211	15.84%	2,010,211	(325)	-0.02%
Starr Ind & Liab Co	1,713,102	13.50%	2,041,821	1,180,340	57.81%
Starnet Ins Co	959,203	7.56%	963,863	17,819	1.85%
XL Specialty Ins Co	765,223	6.03%	643,894	1,184,974	184.03%
Old Republic Ins Co	757,129	5.97%	882,251	(4,406)	-0.50%
Catlin Ins Co	706,251	5.57%	711,807	111,526	15.67%
Allianz Global Risks US Ins Co	538,285	4.24%	505,344	(20,433)	-4.04%
US Specialty Ins Co	494,932	3.90%	474,040	101,165	21.34%

2015 Business**Aircraft (continued)**

QBE Ins Corp	405,919	3.20%	409,046	210,371	51.43%
Avemco Ins Co	261,957	2.06%	284,200	201,126	70.77%
Hallmark Ins Co	247,081	1.95%	255,311	106,839	41.85%
Federal Ins Co	175,862	1.39%	177,359	(725,584)	-409.10%
American Alt Ins Corp	164,178	1.29%	164,178	326,411	198.82%
Great Amer Ins Co	134,474	1.06%	154,094	(101,088)	-65.60%
StarStone Natl Ins Co	117,641	0.93%	54,381	16,176	29.75%
North Amer Elite Ins Co	117,260	0.92%	201,388	106,209	52.74%
Liberty Mut Ins Co	95,462	0.75%	79,536	18,762	23.59%
National Ind Co	81,736	0.64%	76,153	(4,202)	-5.52%
General Reins Corp	48,472	0.38%	41,259	10,077	24.42%
ALL OTHERS (36)	312,073	2.46%	321,744	(28,244)	-8.78%
TOTALS	12,688,919	100.00%	13,051,909	3,747,956	28.72%

Fidelity

Company Name	Direct Premiums Written	Market Share	Direct Premiums Earned	Direct Losses Incurred	Loss Ratio
Travelers Cas & Surety Co Of Amer	457,900	16.21%	471,795	(8,560)	-1.81%
Cumis Ins Society Inc	444,256	15.73%	474,551	(2,029,948)	-427.76%
Federal Ins Co	274,756	9.73%	252,388	34,923	13.84%
Western Surety Co	184,778	6.54%	187,596	17,855	9.52%
Berkley Regional Ins Co	175,023	6.20%	118,669	41,087	34.62%
National Union Fire Ins Co Of Pitts	138,853	4.92%	120,187	161,061	134.01%
Everest Reins Co	110,000	3.90%	110,000	58,410	53.10%
Great Amer Ins Co	84,593	3.00%	78,826	2,016	2.56%
Colonial Amer Cas & Surety Co	79,721	2.82%	6,546	3,231	49.36%
Federated Mut Ins Co	71,455	2.53%	72,342	2,707	3.74%
Hartford Fire In Co	62,771	2.22%	71,375	(3,187)	-4.47%
Zurich Amer Ins Co	60,232	2.13%	123,355	10,176	8.25%
Ace Amer Ins Co	52,006	1.84%	35,701	17,197	48.17%
Cincinnati Ins Co	46,904	1.66%	43,129	8,043	18.65%
Southwest Marine & Gen Ins Co	44,618	1.58%	31,236	147	0.47%

2015 Business**Fidelity (continued)**

Employers Mut Cas Co	42,588	1.51%	42,923	97	0.23%	
Westchester Fire Ins Co	38,441	1.36%	38,352	11,703	30.51%	
Continental Cas Co	36,642	1.30%	35,703	(10,709)	-29.99%	
Everest Natl Ins Co	33,947	1.20%	68,605	23,492	34.24%	
Farmland Mut Ins Co	26,674	0.94%	24,360	1,158	4.75%	
ALL OTHERS (90)	357,870	12.67%	437,418	205,717	47.03%	
TOTALS	2,824,028	100.00%	2,845,057	(1,453,384)	-51.08%	

Surety

Company Name	Direct Premiums Written	Market Share	Direct Premiums Earned	Direct Losses Incurred	Loss Ratio
Liberty Mut Ins Co	3,081,073	15.14%	3,079,274	(202,235)	-6.57%
Travelers Cas & Surety Co Of Amer	2,817,693	13.84%	3,050,189	42,543	1.39%
Fidelity & Deposit Co Of MD	1,566,881	7.70%	1,736,044	6,117	0.35%
Western Surety Co	1,482,682	7.28%	1,416,178	(57,393)	-4.05%
North Amer Specialty Ins Co	1,265,731	6.22%	1,479,477	404,982	27.37%
Developers Surety & Ind Co	806,018	3.96%	845,218	79,975	9.46%
Hartford Fire In Co	699,212	3.44%	604,722	(49,834)	-8.24%
Berkley Ins Co	472,903	2.32%	500,547	62,579	12.50%
American Contractors Ind Co	453,782	2.23%	476,816	58,849	12.34%
Arch Ins Co	451,050	2.22%	443,984	15,724	3.54%
Great Amer Ins Co	438,065	2.15%	415,013	(14,158)	-3.41%
Westchester Fire Ins Co	424,015	2.08%	415,995	(27,787)	-6.68%
Cincinnati Ins Co	379,717	1.87%	441,073	(9,688)	-2.20%
Federal Ins Co	367,091	1.80%	260,105	(4,660)	-1.79%
Lexon Ins Co	324,795	1.60%	315,032	53,239	16.90%
Ohio Cas Ins Co	321,380	1.58%	283,165	(75,848)	-26.79%
Safeco Ins Co Of Amer	318,407	1.56%	326,866	41,625	12.73%
Old Republic Surety Co	269,701	1.33%	263,239	(5,998)	-2.28%
Platte River Ins Co	250,250	1.23%	173,651	7,506	4.32%
Nationwide Mut Ins Co	247,894	1.22%	255,170	13,294	5.21%
ALL OTHERS (122)	3,916,458	19.24%	3,948,359	693,933	17.58%
TOTALS	20,354,798	100.00%	20,730,117	1,032,765	4.98%

2015 Business**Burglary and Theft**

Company Name	Direct Premiums Written	Market Share	Direct Premiums Earned	Direct Losses Incurred	Loss Ratio
Travelers Cas & Surety Co Of Amer	152,933	25.40%	141,662	66,829	47.18%
National Union Fire Ins Co Of Pitts	75,642	12.56%	60,953	(492)	-0.81%
Federal Ins Co	52,008	8.64%	39,124	14,959	38.23%
Hiscox Ins Co Inc	34,273	5.69%	26,729	(249)	-0.93%
Nationwide Mut Ins Co	28,529	4.74%	32,459	(109)	-0.34%
Zurich Amer Ins Co	23,752	3.94%	37,706	90,370	239.67%
Cincinnati Ins Co	23,575	3.92%	22,541	0	0.00%
Western Comm Ins Co	23,226	3.86%	23,549	7,593	32.24%
Hanover Ins Co	20,020	3.32%	13,467	66,439	493.35%
Hartford Fire In Co	13,391	2.22%	20,059	(235)	-1.17%
Berkley Regional Ins Co	9,950	1.65%	4,314	578	13.40%
Federated Mut Ins Co	9,726	1.62%	9,922	30	0.30%
Allied World Specialty Ins Co	9,508	1.58%	11,057	1,697	15.35%
Universal Underwriters Ins Co	8,315	1.38%	7,679	(370)	-4.82%
Employers Mut Cas Co	8,166	1.36%	7,055	(141)	-2.00%
Universal Underwriters Of TX Ins	7,824	1.30%	8,097	(114)	-1.41%
Great Amer Ins Co	7,055	1.17%	5,614	72	1.28%
Westchester Fire Ins Co	5,796	0.96%	5,750	1,792	31.17%
Continental Cas Co	5,531	0.92%	3,213	(14)	-0.44%
Liberty Mut Fire Ins Co	5,209	0.87%	5,432	6	0.11%
ALL OTHERS (85)	77,736	12.91%	128,397	22,625	17.62%
TOTALS	602,165	100.00%	614,779	271,266	44.12%

Boiler and Machinery

Company Name	Direct Premiums Written	Market Share	Direct Premiums Earned	Direct Losses Incurred	Loss Ratio
Factory Mut Ins Co	2,338,660	33.26%	2,609,150	9,993	0.38%
Hartford Steam Boil Inspec & Ins Co	375,957	5.35%	366,985	6,396	1.74%
Travelers Prop Cas Co Of Amer	367,171	5.22%	315,488	997,016	316.02%
Mutual Of Enumclaw Ins Co	289,410	4.12%	285,152	61,898	21.71%

2015 Business

Boiler and Machinery (continued)

Affiliated Fm Ins Co	274,576	3.91%	308,271	0	0.00%
Cincinnati Ins Co	228,281	3.25%	219,196	56,408	25.73%
Amco Ins Co	223,816	3.18%	231,202	71,971	31.13%
Continental Western Ins Co	218,545	3.11%	208,793	(390)	-0.19%
Lexington Ins Co	158,500	2.25%	170,329	(8,861)	-5.20%
Employers Mut Cas Co	155,742	2.22%	145,102	2,367	1.63%
Western Comm Ins Co	152,425	2.17%	96,314	8,080	8.39%
Allianz Global Risks US Ins Co	146,903	2.09%	129,055	2,051	1.59%
Dakota Fire Ins Co	139,492	1.98%	173,427	695	0.40%
National Union Fire Ins Co Of Pitts	127,390	1.81%	369,052	260,104	70.48%
Federal Ins Co	124,037	1.76%	125,520	4,319	3.44%
American Home Assur Co	115,488	1.64%	69,629	588	0.84%
Oregon Mut Ins Co	115,161	1.64%	116,450	99,004	85.02%
American Guar & Liab Ins	106,643	1.52%	75,191	(282)	-0.38%
New Hampshire Ins Co	97,594	1.39%	102,048	18,938	18.56%
Acuity A Mut Ins Co	86,456	1.23%	84,053	27,808	33.08%
ALL OTHERS (126)	1,188,529	16.90%	1,138,540	23,832	2.09%
TOTALS	7,030,776	100.00%	7,338,947	1,641,935	22.37%

Credit

Company Name	Direct Premiums Written	Market Share	Direct Premiums Earned	Direct Losses Incurred	Loss Ratio
Euler Hermes N Amer Ins Co	466,392	15.73%	471,454	135,471	28.73%
Old Republic Ins Co	406,362	13.70%	404,308	134,400	33.24%
Atradius Trade Credit Ins Co	372,921	12.58%	629,769	(176,660)	-28.05%
Ohio Ind Co	350,878	11.83%	334,170	116,090	34.74%
Great Amer Ins Co	206,202	6.95%	197,550	22,455	11.37%
First Colonial Ins Co	161,397	5.44%	117,550	30,899	26.29%
American Natl Prop & Cas Co	156,439	5.28%	150,447	10,375	6.90%
Transamerica Cas Ins Co	154,912	5.22%	16,883	0	0.00%
Arch Ins Co	122,612	4.13%	58,582	10,819	18.47%
American Reliable Ins Co	114,960	3.88%	116,694	2,052	1.76%

2015 Business**Credit (continued)**

Credit (continued)					
Atlantic Specialty Ins Co	95,659	3.23%	85,833	66,901	77.94%
American Security Ins Co	84,108	2.84%	84,108	(1,309)	-1.56%
American Bankers Ins Co Of FL	81,045	2.73%	81,045	151	0.19%
Great Amer E&S Ins Co	64,290	2.17%	64,211	39,952	62.22%
Ace Amer Ins Co	48,743	1.64%	44,661	10,686	23.93%
Coface N Amer Ins Co	29,269	0.99%	20,701	(2,590)	-12.51%
Great Amer Assur Co	27,063	0.91%	26,227	3,398	12.96%
SeaBright Ins Co	11,809	0.40%	11,809	(2,286)	-19.36%
Zale Ind Co	5,869	0.20%	5,869	9	0.15%
Wesco Ins Co	4,727	0.16%	4,727	(13)	-0.28%
ALL OTHERS (12)	(354)	-0.01%	323,074	(41,867)	-12.96%
TOTALS	2,965,303	100.00%	3,249,672	358,933	11.05%

Warranty

	Company Name	Direct Premiums Written	Market Share	Direct Premiums Earned	Direct Losses Incurred	Loss Ratio
Universal Underwriters Ins Co		2,447,211	64.30%	1,190,060	614,838	51.66%
Wesco Ins Co		552,966	14.53%	400,424	358,981	89.65%
American Bankers Ins Co Of FL		515,077	13.53%	421,537	128,981	30.60%
Heritage Ind Co		95,605	2.51%	241,640	96,300	39.85%
American Mercury Ins Co		90,461	2.38%	128,510	56,936	44.30%
Continental Cas Co		48,651	1.28%	44,821	17,988	40.13%
Courtesy Ins Co		36,080	0.95%	36,289	33,210	91.52%
Starr Ind & Liab Co		20,816	0.55%	13,622	47,792	350.84%
National Cas Co		20,778	0.55%	27,350	2,207	8.07%
Lyndon Southern Ins Co		7,213	0.19%	2,328	366	15.72%
Dealers Assur Co		2,186	0.06%	11,468	2,876	25.08%
ALL OTHERS (13)		(30,857)	-0.81%	517,106	72,967	14.11%
TOTALS		3,806,187	100.00%	3,035,155	1,433,442	47.23%

2015 Business
Accident and Health—Life, Health and Managed Care Companies

Company Name	Direct Premiums Written	Market Share	Direct Premiums Earned	Direct Losses Incurred	Loss Ratio
Blue Cross of ID Hlth Serv Inc	1,208,900,078	37.76%	1,202,484,473	1,116,902,295	92.88%
Regence Blueshield Of ID Inc	424,878,841	13.27%	426,514,852	363,821,138	85.30%
Blue Cross of ID Care Plus Inc	325,295,243	10.16%	325,357,954	300,159,253	92.26%
SelectHealth Inc	198,911,518	6.21%	223,486,339	266,564,802	119.28%
UnitedHealthcare Ins Co	183,441,311	5.73%	183,557,968	144,731,057	78.85%
Pacificsource Comm Hlth Plans	148,297,398	4.63%	147,424,504	150,760,246	102.26%
Humana Ins Co	72,420,086	2.26%	72,420,185	57,817,163	79.84%
Montana Hlth Cooperative	54,491,404	1.70%	54,491,404	67,809,505	124.44%
Delta Dental Plan of ID Inc	42,710,486	1.33%	42,710,486	34,811,610	81.51%
Pacificsource Hlth Plans	39,721,713	1.24%	39,721,713	40,396,358	101.70%
American Family Life Assur Co of Col	31,701,692	0.99%	31,538,277	15,726,180	49.86%
Humana Hlth Plan Inc	28,078,186	0.88%	28,078,186	28,022,062	99.80%
Cigna Hlth & Life Ins Co	25,623,977	0.80%	26,110,350	21,455,486	82.17%
Aetna Life Ins Co	21,717,989	0.68%	21,885,650	16,382,424	74.85%
Metropolitan Life Ins Co	17,718,673	0.55%	16,923,991	15,920,796	94.07%
Mutual Of Omaha Ins Co	16,937,178	0.53%	16,875,318	13,405,920	79.44%
United Of Omaha Life Ins Co	13,259,215	0.41%	13,279,224	9,259,995	69.73%
Standard Ins Co	12,925,705	0.40%	13,394,497	10,953,991	81.78%
SilverScript Ins Co	12,895,659	0.40%	13,149,175	8,396,271	63.85%
Continental Life Ins Co Brentwood	11,422,695	0.36%	11,423,586	7,985,733	69.91%
ALL OTHERS (307)	310,506,467	9.70%	310,206,519	225,161,213	72.58%
TOTALS	3,201,855,514	100.00%	3,221,034,651	2,916,443,498	90.54%

2015 Business

Title					
Company Name	Direct Premiums Written	Market Share	Direct Premiums Earned	Direct Losses Incurred	
Old Republic National Title Insurance Company	24,471,771	25.68%	24,317,681	(39,048)	
First American Title Insurance Company	18,863,380	19.79%	18,265,114	1,254,108	
Chicago Title Insurance Company	10,841,535	11.37%	10,886,813	452,645	
Westcor Land Title Insurance Company	10,457,790	10.97%	10,132,313	387,045	
Fidelity National Title Insurance Company	10,276,105	10.78%	10,307,556	1,325,566	
Stewart Title Guaranty Company	10,263,063	10.77%	10,184,716	9,709,450	
Commonwealth Land Title Insurance Company	8,927,092	9.37%	8,899,757	1,098,819	
National Title Insurance Of New York, Inc.	1,042,410	1.09%	1,025,528	6,222	
Wfsg National Title Insurance Company	168,893	0.18%	167,153	0	
North American Title Insurance Company	1,044	0.00%	997	0	
American Guaranty Title Insurance Company	0	0.00%	0	0	
First American Title Guaranty Company	0	0.00%	0	0	
Investors Title Insurance Company	0	0.00%	0	0	
TOTALS	95,313,083	100.00%			

2015 Business Ordinary Life and Annuity

Company Name	Direct Premiums Written	Direct Annuity Consideration	Direct Claims and Benefits Paid	In Force on 12/31/2015	Market Share Premiums	Market Share In Force
Northwestern Mut Life Ins Co	61,910,624	19,351,666	69,840,290	10,109,998,965	10.75%	8.03%
Zurich Amer Life Ins Co	30,343,526	33,823	9,974,340	172,332,885	5.27%	0.14%
Massachusetts Mut Life Ins Co	23,177,516	25,139,243	24,103,004	1,908,387,698	4.02%	1.52%
New York Life Ins Co	20,993,806	407,205	25,682,446	2,952,817,481	3.64%	2.35%
Farm Bureau Life Ins Co	19,403,620	11,526,217	22,784,518	3,688,852,099	3.37%	2.93%
Standard Ins Co	17,599,488	2,022,660	28,496,677	7,059,212,659	3.05%	5.61%
Prudential Ins Co Of Amer	17,138,130	21,917,913	133,756,917	8,288,081,474	2.97%	6.59%
State Farm Life Ins Co	17,023,124	11,200,073	14,603,823	3,720,636,554	2.95%	2.96%
Lincoln Natl Life Ins Co	15,120,331	63,764,465	68,682,698	3,937,045,051	2.62%	3.13%
Metropolitan Life Ins Co	14,662,580	2,445,249	99,537,722	9,287,137,867	2.54%	7.38%
Minnesota Life Ins Co	12,545,990	2,854,509	9,776,473	2,102,668,372	2.18%	1.67%
Principal Life Ins Co	10,584,568	12,619,257	16,959,856	2,045,178,905	1.84%	1.63%
Beneficial Life Ins Co	9,943,220	901,368	40,626,718	2,363,608,535	1.73%	1.88%
Great Western Ins Co	9,608,897	318,550	5,566,410	60,824,783	1.67%	0.05%
Pacific Life Ins Co	8,952,343	20,387,608	36,187,660	802,508,482	1.55%	0.64%
Midland Natl Life Ins Co	8,801,740	24,430,053	10,355,214	855,415,139	1.53%	0.68%
John Hancock Life Ins Co USA	8,583,978	175,933	70,168,136	1,124,764,235	1.49%	0.89%
Transamerica Life Ins Co	8,054,232	27,364,439	27,641,016	1,551,335,068	1.40%	1.23%
Farmers New World Life Ins Co	7,850,269	440,440	8,382,041	2,505,647,678	1.36%	1.99%
American Gen Life Ins Co	7,707,791	39,097,394	43,661,100	2,817,373,858	1.34%	2.24%
ALL OTHERS (369)	246,150,923	690,310,056	1,068,167,286	58,479,600,065	42.72%	46.47%
TOTALS	576,156,696	976,708,121	1,834,954,345	125,833,427,853	100.00%	100.00%

2015 Business**Credit Life**

Company Name	Direct Premiums Written	Market Share Premiums	Direct Premiums Earned	Direct Loss Incurred	Loss Ratio
CMIFG Life Ins Co	1,534,785	33.63%	2,037,063	642,166	31.52%
Minnesota Life Ins Co	761,895	16.69%	604,414	155,879	25.79%
American Natl Ins Co	708,780	15.53%	588,537	263,699	44.81%
Merit Life Ins Co	592,420	12.98%	482,072	235,179	48.79%
American Hlth & Life Ins Co	314,102	6.88%	304,781	178,247	58.48%
Transamerica Life Ins Co	190,308	4.17%	146,645	31,051	21.17%
Life Of The South Ins Co	118,546	2.60%	72,432	10,113	13.96%
American Modern Life Ins Co	110,170	2.41%	110,922	110,809	99.90%
Central States H & L Co Of Omaha	80,611	1.77%	86,023	26,596	30.92%
American Bankers Life Assur Co Of FL	67,959	1.49%	187,397	160,541	85.67%
Pavonia Life Ins Co of MI	40,707	0.89%	102,089	106,625	104.44%
Protective Life Ins Co	22,822	0.50%	28,137	(106)	-0.38%
Guarantee Trust Life Ins Co	6,150	0.13%	18,215	(408)	-2.24%
Centurion Life Ins Co	5,238	0.11%	5,238	3,615	69.01%
American Republic Ins Co	2,935	0.06%	3,746	(74)	-1.98%
General Fidelity Life Ins Co	2,399	0.05%	2,399	0	0.00%
Zale Life Ins Co	1,961	0.04%	1,961	1,521	77.56%
Individual Assur Co Life Hlth & Acc	1,846	0.04%	8,545	(221)	-2.59%
Transamerica Premier Life Ins Co	666	0.01%	1,118	6	0.54%
American Gen Life Ins Co	213	0.00%	721	(198)	-27.46%
American Underwriters Life Ins Co	0	0.00%	593	63	10.62%
American Heritage Life Ins Co	(26)	0.00%	3,700	(135)	-3.65%
Landcar Life Ins Co	(584)	-0.01%	23,742	(186)	-0.78%
TOTALS	4,563,903	100.00%	4,820,490	1,924,782	39.93%

2015 Business
Group Life and Annuity

Company Name	Direct Premiums Written	Direct Annuity Consideration	Direct Claims and Benefits Paid	Market Share Premiums
Zurich Amer Life Ins Co	30,015,387	0	2,189,538	20.53%
Standard Ins Co	16,280,505	0	23,976,669	11.14%
Prudential Ins Co Of Amer	13,919,583	21,930,971	117,647,301	9.52%
Metropolitan Life Ins Co	12,325,749	1,393,143	88,753,325	8.43%
Great Western Ins Co	9,608,053	0	5,011,189	6.57%
Principal Life Ins Co	8,220,892	0	7,188,981	5.62%
New York Life Ins Co	6,146,509	329,925	6,931,731	4.20%
Hartford Life & Accident Ins Co	5,214,052	0	4,052,918	3.57%
Massachusetts Mut Life Ins Co	5,014,472	19,777,614	7,870,415	3.43%
Life Ins Co Of N Amer	4,134,397	0	4,485,361	2.83%
LifeMap Assur Co	3,586,033	0	2,519,548	2.45%
Lincoln Natl Life Ins Co	3,426,569	9,013,515	2,061,325	2.34%
United Heritage Life Ins Co	3,401,408	720,932	2,129,497	2.33%
Minnesota Life Ins Co	3,207,182	524,319	3,569,762	2.19%
Unum Life Ins Co Of Amer	2,969,921	0	1,351,937	2.03%
National Guardian Life Ins Co	2,199,639	166,393	612,248	1.50%
CMFG Life Ins Co	1,507,289	5,800,209	35,872,762	1.03%
Connecticut Gen Life Ins Co	1,391,776	0	1,170,930	0.95%
Globe Life & Accident Ins Co	1,095,979	0	575,743	0.75%
US Br Sun Life Assur Co of Canada	952,757	0	1,071,790	0.65%
ALL OTHER (120)	11,585,192	123,090,561	338,458,152	7.92%
TOTALS	146,203,344	182,747,582	657,501,122	100.00%

Industrial Life

Company Name	Direct Premiums Written	Direct Annuity Consideration	Direct Claims and Benefits Paid	Market Share Premiums
American Gen Life Ins Co	671	0	5,655	52.30%
Union Security Ins Co	365	0	4,000	28.45%
Lincoln Life & Ann Co of NY	79	0	0	6.16%
Transamerica Premier Life Ins Co	66	0	4,082	5.14%

2015 Business
Industrial Life (continued)

Western & Southern Life Ins Co	38	0	4,866	2.96%
American Natl Ins Co	21	0	649	1.64%
Liberty Natl Life Ins Co	20	0	1,385	1.56%
Athene Annuity & Life Assur Co	17	0	0	1.33%
National Guardian Life Ins Co	6	0	0	0.47%
TOTALS	1,283	0	20,637	100.00%

Private Crop

Company Name	Direct Premiums Written	Market Share	Direct Premiums Earned	Direct Losses Incurred	Loss Ratio
Rural Comm Ins Co	3,982,972	25.93%	3,982,972	1,458,373	36.62%
Ace Prop & Cas Ins Co	3,570,883	23.25%	3,576,805	3,916,108	109.49%
FMIH Ag Risk Ins Co	2,499,124	16.27%	2,499,124	4,964,224	198.64%
Hudson Ins Co	1,444,628	9.41%	1,444,628	(788,615)	-54.59%
NAU Country Ins Co	1,427,479	9.29%	1,427,041	2,187,774	153.31%
Producers Agriculture Ins Co	1,058,999	6.89%	1,060,082	788,230	74.36%
American Agri Business Ins Co	931,821	6.07%	931,821	1,501,940	161.18%
Great Amer Ins Co	435,911	2.84%	431,219	334,764	77.63%
State Farm Fire & Cas Co	6,331	0.04%	6,331	0	0.00%
Agri Gen Ins Co	2,013	0.01%	2,014	0	0.00%
Occidental Fire & Cas Co Of NC	0	0.00%	0	(2)	0.00%
TOTALS	15,360,161	100.00%	15,362,037	14,362,796	93.50%

Summary of Financial Condition as of December 31, 2015
LIFE AND DISABILITY INSURERS

Company Name	State of Domicile	Admitted Assets	Capital & Surplus	Net Gain From Operations	Premium/Annuity Considerations	Incurred Benefits
4 Ever Life Ins Co	IL	199,965,585	93,052,792	4,863,117	86,891,067	65,315,945
5 Star Life Ins Co	LA	273,647,298	38,544,379	(5,634,562)	124,235,473	105,601,188
AAA Life Ins Co	MI	614,934,965	137,021,575	15,997,339	114,767,018	74,314,487
Ability Ins Co	CT	1,198,116,967	26,564,486	743,110	(19,402,128)	(3,113,061)
Accordia Life & Ann Co	CT	7,674,856,180	611,962,829	52,111,743	(467,996,268)	(326,145,287)
Ace Life Ins Co	IN	44,508,865	8,583,067	(939,453)	6,136,563	7,153,824
Aetna Hlth & Life Ins Co	MIN	2,290,562,942	299,926,205	79,280,814	655,807,104	517,603,651
Aetna Life Ins Co	MN	21,214,103,270	3,770,758,871	1,216,567,585	16,956,626,545	13,637,416,518
All Savers Ins Co	IL	1,067,525,252	600,806,544	(339,523,566)	891,365,288	1,109,247,487
Allianz Life & Ann Co	IL	9,440,709	6,130,191	479,684	-	109,895
Allianz Life Ins Co Of N Amer	NY	120,593,635,946	5,822,116,732	2,103,974,888	10,965,672,108	13,885,802,119
Allstate Assur Co	TX	634,281,435	105,194,281	(45,834,216)	557,534,561	536,538,661
Allstate Life Ins Co	FL	32,348,141,922	2,868,709,279	154,397,187	773,155,082	1,777,799,382
Amalgamated Life Ins Co	IA	119,943,444	55,572,957	3,045,938	75,605,301	61,923,574
American Amicable Life Ins Co Of TX	NE	286,984,023	78,411,808	11,264,596	50,176,927	34,931,370
American Bankers Life Assur Co Of FL	WI	406,179,819	56,665,743	20,720,568	30,607,115	(14,671,706)
American Equity Invest Life Ins Co	OK	41,615,583,765	2,415,418,645	145,027,794	6,409,634,188	7,650,842,740
American Family Life Assur Co of Col	OK	101,566,006,214	11,297,854,653	2,360,889,065	17,495,159,819	12,634,118,996
American Family Life Ins Co	FL	5,331,745,950	945,110,397	71,705,186	338,002,126	346,330,195
American Farmers & Ranchers Life Ins	TX	26,290,144	2,361,473	(65,004)	2,385,141	3,038,083
American Fidelity Assur Co	FL	5,181,111,476	408,497,516	72,827,838	957,892,460	686,328,017
American Fidelity Life Ins Co	TX	426,408,616	67,743,111	2,372,212	10,312,174	17,447,901
American Gen Life Ins Co	KS	166,711,283,113	8,893,845,303	1,416,624,206	15,632,038,377	15,049,041,665
American Heritage Life Ins Co	IN	1,830,900,453	329,673,108	56,574,236	785,939,185	414,954,522
American Hlth & Life Ins Co	AZ	923,889,326	183,524,527	57,457,098	199,773,373	88,426,769
American Home Life Ins Co	CT	246,462,907	21,078,281	974,328	25,408,178	26,352,649
American Income Life Ins Co	SD	3,078,080,478	242,521,037	141,707,305	730,397,682	366,585,490
American Life & Security Corp	OH	19,694,965	2,526,392	(1,196,216)	3,847,021	3,510,546
American Maturity Life Ins Co	TX	60,597,457	47,513,281	379,857	5,400	55,589
American Memorial Life Ins Co	TX	2,761,648,470	115,667,856	26,626,772	495,647,224	431,350,863
American Modern Life Ins Co	CT	46,904,726	29,037,863	912,683	4,248,113	1,264,540

Summary of Financial Condition as of December 31, 2015
LIFE AND DISABILITY INSURERS (continued)

Company Name	State of Domicile	Admitted Assets	Capital & Surplus	Net Gain From Operations	Premium/Annuity Considerations	Incurred Benefits
American Natl Ins Co	OK	18,342,073,610	2,925,934,581	86,661,070	1,645,171,693	1,911,913,860
American Natl Life Ins Co Of TX	IA	127,522,951	35,926,492	(5,429,152)	35,494,553	41,381,085
American Phoenix Life & Reassur Co	AZ	6,369,498	5,504,916	(202,407)	-	575,391
American Public Life Ins Co	IN	86,727,860	23,592,307	5,010,600	61,445,737	28,806,205
American Republic Ins Co	TX	820,044,795	477,892,042	22,188,841	328,098,693	231,537,746
American Underwriters Life Ins Co	NE	71,873,734	8,502,308	(796,844)	7,905,387	8,656,233
American United Life Ins Co	RI	23,571,670,619	920,374,264	17,689,963	3,571,237,077	4,117,577,247
Americo Fin Life & Ann Ins Co	OH	4,117,883,103	432,392,073	49,849,838	543,156,958	494,741,195
Ameritas Life Ins Corp	IN	18,148,752,064	1,511,526,979	(19,452,201)	3,359,643,296	3,487,015,566
Amica Life Ins Co	NE	1,224,718,388	287,527,076	2,726,829	63,620,466	79,298,688
Annuity Investors Life Ins Co	NY	3,014,112,839	245,567,406	26,867,818	215,589,580	323,030,783
Anthem Life Ins Co	IA	633,655,088	95,928,793	18,938,277	368,876,871	283,206,916
Assurity Life Ins Co	DE	2,472,008,499	318,081,745	22,100,134	189,476,480	179,681,849
Athene Ann & Life Assur Co of NY	AR	3,236,759,156	207,926,747	13,789,689	8,396,470	23,620,755
Athene Ann & Life Co	CA	44,053,155,130	1,108,932,084	674,329,071	475,359,587	1,227,390,381
Athene Annuity & Life Assur Co	MI	10,847,846,822	1,250,769,129	69,045,077	40,360,849	(376,926,313)
Aurigen Reins Co of Amer	DE	37,350,012	22,701,172	(5,451,563)	2,665,434	7,888,240
Aurora Natl Life Assur Co	CO	2,953,340,352	303,176,230	22,907,017	509,201	(95,152,833)
Auto Owners Life Ins Co	NY	3,739,348,859	391,941,758	18,985,094	259,546,745	293,204,171
AXA Corp Solutions Life Reins Co	NE	255,231,604	154,117,063	(6,218,609)	6,440,873	7,716,794
AXA Equitable Life & Ann Co	IA	470,828,490	22,171,919	(1,569,318)	1,104,039	22,409,035
AXA Equitable Life Ins Co	CT	164,667,582,557	5,422,563,223	2,116,103,186	12,220,230,114	12,624,540,290
Baltimore Life Ins Co	MD	1,192,025,305	79,341,007	5,106,737	134,253,922	141,003,696
Bankers Fidelity Life Ins Co	GA	143,872,919	35,321,708	2,319,290	96,113,623	66,675,435
Bankers Life & Cas Co	IL	16,905,397,190	1,238,642,903	200,567,526	2,385,005,312	2,389,727,441
Bankers Life Ins Co	FL	418,790,016	22,550,467	1,400,666	77,459,958	82,222,944
Banner Life Ins Co	MD	2,213,711,880	337,222,980	128,441,503	291,158,915	58,822,660
Beneficial Life Ins Co	UT	2,795,995,705	585,118,648	41,797,982	39,979,937	130,133,212
Berkley Life & Hlth Ins Co	IA	223,850,525	129,172,524	23,119,541	187,329,238	127,364,744
Berkshire Hathaway Life Ins Co NE	NE	16,287,262,296	3,684,474,545	402,529,974	2,943,908,528	3,149,315,357
Berkshire Life Ins Co of Amer	MA	3,381,375,249	207,942,489	18,566,585	118,224,676	96,283,880

Summary of Financial Condition as of December 31, 2015
LIFE AND DISABILITY INSURERS (continued)

Company Name	State of Domicile	Admitted Assets	Capital & Surplus	Net Gain From Operations	Premium/Annuity Considerations	Incurred Benefits
Best Life & Hlth Ins Co	TX	18,543,946	13,605,143	2,226,741	33,879,187	19,709,407
Boston Mut Life Ins Co	MA	1,297,089,383	159,091,128	12,375,374	185,691,660	149,980,546
Capitol Life Ins Co	AR	225,476,967	23,379,573	2,600,792	28,624,311	34,172,271
Catamaran Ins of Ohio Inc	MA	151,930,638	33,090,315	12,220,683	-	-
Central Security Life Ins Co	IA	95,024,667	4,579,579	319,211	2,611,946	10,029,518
Central States H & L Co Of Omaha	NE	419,912,855	122,860,634	6,044,962	66,101,707	22,477,541
Central United Life Ins Co	OK	327,036,279	92,874,154	2,597,744	100,022,489	63,319,987
Centre Life Ins Co	TX	1,884,084,296	94,477,039	(2,872,038)	1,942,884	1,998,829
Centurion Life Ins Co	NY	1,262,580,616	293,940,939	36,883,846	178,964,752	176,790,008
Charter Natl Life Ins Co	CO	119,437,716	11,937,873	261,436	-	-
Chesapeake Life Ins Co	CT	99,836,822	46,764,625	(894,644)	159,630,161	52,730,392
Christian Fidelity Life Ins Co	OH	68,774,069	28,891,811	9,216,204	38,687,668	24,714,652
Church Life Ins Corp	TX	291,665,976	53,325,794	2,061,944	35,415,262	38,191,879
CICA Life Ins Co of Amer	TX	840,799,480	35,086,293	(1,170,052)	152,928,492	127,955,633
Cigna Hlth & Life Ins Co	CT	6,559,922,658	3,008,931,248	1,152,752,456	11,457,667,224	9,512,092,434
Cincinnati Life Ins Co	IA	4,066,836,927	208,354,726	(5,397,564)	250,060,189	357,642,277
Clover Ins Co	SC	11,696,658	11,453,838	33,706	-	-
CM Life Ins Co	OH	8,803,148,061	1,395,991,896	122,307,397	295,074,858	569,576,642
CMFG Life Ins Co	TX	15,475,920,047	1,858,444,589	217,211,504	3,110,194,423	2,874,531,165
Colonial Life & Accident Ins Co	PA	3,018,752,743	565,977,588	156,441,957	1,333,802,409	712,128,151
Colonial Penn Life Ins Co	CO	816,029,943	79,260,139	(18,380,288)	330,327,389	222,313,927
Colorado Bankers Life Ins Co	IL	324,421,807	55,442,603	12,381,727	(72,175,609)	(104,386,071)
Columbian Life Ins Co	NY	306,814,754	30,782,455	(2,292,988)	53,401,962	48,615,574
Columbian Mut Life Ins Co	OH	1,364,783,295	80,681,475	5,511,979	177,376,069	153,636,559
Columbus Life Ins Co	IL	3,474,716,070	272,699,697	(2,349,935)	229,919,509	314,850,967
Combined Ins Co Of Amer	NY	1,316,656,889	79,900,565	(13,427,545)	439,899,007	273,500,267
Commercial Travelers Mut Ins Co	MA	16,616,039	6,452,307	(164,810)	3,169,284	921,755
Commonwealth Ann & Life Ins Co	SC	12,287,214,862	2,169,816,641	90,131,871	327,931,328	540,950,292
Companion Life Ins Co	CT	300,413,732	160,426,550	10,613,336	221,620,750	146,084,639
Connecticut Gen Life Ins Co	TX	17,374,406,352	3,631,026,686	882,839,598	484,955,221	696,148,072
Constitution Life Ins Co	SC	394,794,595	66,559,410	35,011,962	123,337,391	80,073,665

Summary of Financial Condition as of December 31, 2015
LIFE AND DISABILITY INSURERS (continued)

Company Name	State of Domicile	Admitted Assets	Capital & Surplus	Net Gain From Operations	Premium/Annuity Considerations	Incurred Benefits
Continental Amer Ins Co	OH	512,325,330	137,959,839	26,684,192	436,809,778	168,984,751
Continental Gen Ins Co	TN	249,339,385	18,499,594	34,325,183	13,294,084	27,514,330
Continental Life Ins Co Brentwood	AZ	274,039,152	144,256,733	(1,057,521)	380,550,314	282,677,872
Corvesta Life Ins Co	IL	9,191,352	7,766,451	(689,868)	7,079	2,545
Country Investors Life Assur Co	IL	292,908,291	184,236,215	5,650,291	-	614,344
Country Life Ins Co	NE	10,092,983,912	1,135,949,145	37,987,584	641,916,655	1,677,725,861
CSI Life Ins Co	NE	18,172,507	14,526,968	180,029	6,621,469	3,045,083
Dearborn Natl Life Ins Co	IL	1,990,523,696	522,068,897	40,204,864	382,468,310	316,377,092
Delaware Amer Life Ins Co	DE	136,618,298	63,453,349	1,692,553	108,705,027	65,718,465
Delaware Life Ins Co	DE	36,876,925,494	1,635,891,790	281,035,158	1,321,182,568	3,824,275,667
Deseret Mut Ins Co	UT	38,242,822	6,725,678	(672,963)	11,222,170	12,008,333
Direct Gen Life Ins Co	SC	26,807,571	15,013,414	3,288,066	19,153,158	1,945,004
ELCO Mut Life & Ann	IL	642,296,156	44,991,500	1,174,406	305,761,471	308,978,516
EMC Natl Life Co	IA	978,865,110	99,469,597	4,523,070	60,853,245	82,891,479
Employers Reassur Corp	KS	10,708,747,214	775,780,273	67,193,362	366,096,849	674,931,982
Equitable Life & Cas Ins Co	UT	306,439,164	46,230,596	9,368,534	69,714,141	57,433,545
Equitrust Life Ins Co	IL	15,881,346,105	818,972,990	168,675,339	2,099,075,350	2,271,100,792
Everence Ins Co	IN	22,487,643	13,286,611	89,199	119	264,868
Family Heritage Life Ins Co Of Amer	OH	921,028,255	78,318,392	19,167,096	254,139,871	172,533,863
Family Life Ins Co	TX	158,681,304	35,827,579	2,706,501	26,482,233	17,220,100
Family Serv Life Ins Co	TX	350,680,129	27,461,226	(4,617,482)	11,032	19,544,167
Farm Bureau Life Ins Co	IA	8,402,043,828	603,061,651	100,012,720	684,004,146	843,645,160
Farmers New World Life Ins Co	WA	7,048,914,618	481,485,473	100,678,457	599,979,236	579,675,782
Federal Life Ins Co	IL	227,690,296	15,298,680	(2,221,649)	20,786,048	24,778,163
Federated Life Ins Co	MN	1,648,910,796	335,522,912	23,499,638	180,912,162	181,192,899
Fidelity & Guar Life Ins Co	IA	19,810,067,505	1,238,957,738	65,196,239	2,185,580,556	2,738,915,793
Fidelity Investments Life Ins Co	UT	24,854,281,469	750,891,541	62,523,127	1,836,370,370	1,474,821,650
Fidelity Life Assn A Legal Reserve L	IL	421,196,671	134,589,193	12,868,046	69,966,512	36,889,518
Fidelity Security Life Ins Co	MO	864,224,839	169,000,325	18,002,697	420,393,110	317,670,606
Financial Amer Life Ins Co	KS	10,041,470	3,666,167	339,335	(1,681,381)	(3,331,073)
Financial Assur Life Ins Co	TX	11,296,629	10,381,335	362,248	53,214	4,940

Summary of Financial Condition as of December 31, 2015
LIFE AND DISABILITY INSURERS (continued)

Company Name	State of Domicile	Admitted Assets	Capital & Surplus	Net Gain From Operations	Premium/Annuity Considerations	Incurred Benefits
First Allmerica Fin Life Ins Co	MA	3,559,483,894	237,641,124	26,696,748	(535,129,128)	(386,054,289)
First Hlth Life & Hlth Ins Co	TX	582,863,316	291,281,320	23,498,049	714,459,427	514,219,778
First Penn Pacific Life Ins Co	IN	1,609,339,363	201,310,954	51,720,336	112,763,943	129,974,859
Foresters Life Ins Ann Co	NY	1,932,933,833	60,317,773	8,321,030	203,651,518	206,269,321
Forethought Life Ins Co	IN	18,822,785,851	1,194,123,216	90,380,723	6,772,869,411	5,512,409,165
Funeral Directors Life Ins Co	TX	1,159,081,047	99,103,238	6,817,746	218,087,986	220,628,578
Garden State Life Ins Co	MO	127,202,035	62,065,889	6,775,370	22,589,867	15,015,969
General Amer Life Ins Co	SC	12,305,325,835	983,486,681	136,047,854	757,037,321	928,017,213
General Fidelity Life Ins Co	CT	26,137,589	16,570,583	1,144,009	688,247	222,022
General Re Life Corp	AZ	3,351,853,567	594,451,245	50,423,246	1,040,270,379	983,167,879
Generation Life Ins Co	VA	32,197,447	29,979,310	(549,855)	4,384,372	1,992,505
Genworth Life & Ann Ins Co	DE	23,410,503,029	1,668,780,174	(243,057,014)	328,805,540	2,576,880,511
Genworth Life Ins Co	NY	38,504,308,983	2,740,747,478	30,938,195	1,587,229,671	2,317,648,289
Gerber Life Ins Co	NE	3,088,339,784	295,796,067	14,999,156	604,241,198	488,803,986
Globe Life & Accident Ins Co	IN	3,733,341,893	243,725,968	84,097,083	657,198,731	500,826,425
Golden Rule Ins Co	TX	635,565,515	268,026,494	106,834,768	1,501,285,262	1,084,406,514
Government Personnel Mut Life Ins Co	WA	836,118,071	116,177,935	4,274,294	46,270,892	57,778,075
GPM Hlth & Life Ins Co	TX	141,115,848	9,494,358	629,081	5,020,276	9,120,736
Great Amer Life Ins Co	OH	25,935,988,066	1,721,338,724	420,539,054	3,963,063,203	4,426,762,904
Great Fidelity Life Ins Co	IN	3,209,847	2,600,500	(63,005)	276,061	155,311
Great Southern Life Ins Co	TX	220,063,314	45,252,234	3,165,420	335,273	(909,392)
Great W Life & Ann Ins Co	CO	54,460,510,086	1,114,764,214	195,530,454	5,729,548,875	5,807,942,778
Great Western Ins Co	UT	1,051,471,244	71,692,511	6,478,150	181,400,548	173,285,596
Guarantee Trust Life Ins Co	IL	495,847,863	70,004,318	8,851,090	221,369,411	127,529,134
Guardian Ins & Ann Co Inc	DE	15,883,417,869	259,762,086	51,790,290	1,678,649,288	1,721,869,863
Guardian Life Ins Co Of Amer	NY	48,120,890,404	6,089,670,493	498,055,040	7,337,708,952	6,265,790,920
Guggenheim Life & Ann Co	DE	13,333,199,911	599,937,262	118,710,336	1,162,603,190	1,192,763,579
Hartford Life & Accident Ins Co	CT	8,992,234,726	1,651,383,841	158,481,713	2,296,456,750	1,696,487,950
Hartford Life & Ann Ins Co	IN	40,189,140,126	2,625,281,676	412,807,549	313,111,457	5,594,824,557
Hartford Life Ins Co	CA	114,420,864,730	4,939,471,147	309,488,790	1,406,905,646	5,957,219,957
HCC Life Ins Co	CT	921,472,064	552,677,103	112,109,056	973,272,151	718,016,228

Summary of Financial Condition as of December 31, 2015
LIFE AND DISABILITY INSURERS (continued)

Company Name	State of Domicile	Admitted Assets	Capital & Surplus	Net Gain From Operations	Premium/Annuity Considerations	Incurred Benefits
Health Net Life Ins Co	OK	618,543,507	331,310,875	(93,263,920)	1,181,266,442	1,112,503,361
HealthMarkets Ins Co	AZ	25,029,963	15,685,315	(748,595)	(64,091)	160,331
Heritage Life Ins Co	PA	4,508,180,020	992,394,375	84,801,590	46,118,436	151,969,867
HMI Life Ins Co	CT	620,825,360	348,590,563	38,164,755	640,330,799	460,662,712
Homesteaders Life Co	IA	2,623,884,501	168,675,424	10,498,799	422,273,782	426,705,042
Horace Mann Life Ins Co	IL	8,358,804,022	421,893,992	55,585,275	648,806,963	798,165,551
IA Amer Life Ins Co	TX	229,230,385	133,187,785	14,331,294	15,010,205	4,971,117
Idealife Ins Co	CT	19,913,654	14,760,193	(44,117)	1,707,204	1,776,722
Illinois Mut Life Ins Co	IL	1,388,934,930	211,655,276	11,732,862	100,265,117	101,768,830
Independence Life & Ann Co	DE	2,862,700,720	179,298,661	3,040,153	(400,932)	5,039,050
Individual Assur Co Life Hlth & Acc	OK	20,530,441	8,308,811	280,924	3,300,662	1,377,913
Industrial Alliance Ins & Fin Serv I	TX	202,376,137	44,807,512	(11,270,132)	71,404,878	32,799,439
Integrity Life Ins Co	OH	6,844,346,105	678,562,420	75,398,890	1,101,227,853	1,226,973,021
Investors Life Ins Co N Amer	TX	648,195,856	54,165,596	1,708,361	(123,326)	(6,738,783)
Jackson Natl Life Ins Co	MI	189,096,799,963	4,718,451,273	1,531,217,195	23,650,556,215	15,487,445,694
Jefferson Natl Life Ins Co	TX	4,057,984,156	38,321,592	(420,945)	789,023,785	366,019,738
John Alden Life Ins Co	WI	283,958,919	29,837,182	(3,308,101)	105,085,275	61,871,062
John Hancock Life & Hlth Ins Co	MA	11,150,505,463	704,628,143	41,100,518	575,432,745	246,157,443
John Hancock Life Ins Co USA	MI	227,843,141,661	5,443,793,028	478,328,055	16,323,498,633	9,968,768,137
Kanawha Ins Co	SC	1,518,864,178	133,209,509	607,228	38,549,959	114,828,625
Kansas City Life Ins Co	MO	3,324,316,472	297,612,031	27,390,015	282,808,874	357,033,934
Lafayette Life Ins Co	OH	4,548,053,001	261,426,650	23,313,182	532,937,301	549,769,595
Landcar Life Ins Co	UT	21,259,981	14,032,552	469,140	(135,475)	(1,970,187)
Landmark Life Ins Co	TX	45,236,244	4,735,308	159,587	6,307,951	4,652,926
Liberty Bankers Life Ins Co	OK	1,356,064,181	197,901,595	13,312,898	326,414,179	332,736,982
Liberty Life Assur Co Of Boston	NH	16,054,072,955	966,446,749	63,346,651	2,501,100,088	2,708,492,507
Liberty Natl Life Ins Co	NE	7,559,635,134	525,782,548	73,884,418	626,512,830	590,481,625
Life Ins Co Of N Amer	PA	8,141,585,713	1,495,341,186	224,387,521	3,674,476,631	2,907,796,641
Life Ins Co Of The Southwest	TX	14,680,991,911	840,889,029	66,626,730	1,583,647,610	1,691,234,977
Life Of The South Ins Co	GA	91,628,164	21,673,920	3,003,212	64,226,451	17,570,486
LifeMap Assur Co	OR	83,130,422	39,408,345	(2,769,265)	76,381,794	49,946,551

Summary of Financial Condition as of December 31, 2015
LIFE AND DISABILITY INSURERS (continued)

Company Name	State of Domicile	Admitted Assets	Capital & Surplus	Net Gain From Operations	Premium/Annuity Considerations	Incurred Benefits
LifeSecure Ins Co	MI	262,252,225	17,977,338	(10,342,928)	50,427,963	44,043,494
LifeShield Natl Ins Co	OK	69,413,673	23,804,539	724,938	21,572,624	11,414,319
Lifewise Assur Co	WA	133,535,531	96,531,832	6,732,597	105,712,570	83,907,339
Lincoln Benefit Life Co	NE	11,701,128,350	555,228,543	58,118,349	82,213,534	206,421,542
Lincoln Heritage Life Ins Co	IL	873,430,972	110,038,405	2,240,235	311,436,499	189,302,174
Lincoln Life & Ann Co of NY	NY	13,176,598,835	512,231,561	(50,382,513)	1,263,547,885	1,298,969,227
Lincoln Natl Life Ins Co	IN	213,891,333,200	7,117,121,769	848,932,845	19,605,348,013	20,678,803,440
Lombard Intl Life Assur Co	PA	5,336,429,284	21,737,145	(4,838,166)	723,262,045	370,343,362
London Life Reins Co	PA	301,308,665	57,413,344	2,189,412	1,852,299	1,607,695
Longevity Ins Co	TX	7,853,655	7,668,753	(409,892)	-	-
Loyal Amer Life Ins Co	OH	266,704,142	85,627,544	16,469,081	278,545,801	189,077,555
Madison Natl Life Ins Co Inc	OH	256,860,233	116,652,396	19,852,056	126,389,227	(168,207,513)
Manhattan Life Ins Co	DE	484,593,805	47,138,256	11,237,919	152,148,630	149,561,251
Manhattan Natl Life Ins Co	MA	170,006,791	11,974,163	(1,010,640)	1,056,629	2,312,840
MAPFRE Life Ins Co	WI	23,465,733	20,564,938	(972,139)	27,757	51,563
Massachusetts Mut Life Ins Co	PA	210,358,711,235	14,982,532,137	353,545,060	21,530,383,076	25,622,237,277
Medamerica Ins Co	NE	890,855,537	34,361,747	(40,139,369)	63,209,635	130,264,271
Medico Corp Life Ins Co	NE	36,011,592	21,213,890	362,782	-	-
Medico Ins Co	IA	74,306,668	31,907,799	591,822	747,104	878,319
Medico Life & Hlth Ins Co	IA	30,279,778	13,050,681	882,455	816,209	480,251
Members Life Ins Co	IN	37,424,625	21,111,368	1,003,859	(1,208,629)	(1,252,232)
Merit Life Ins Co	IN	588,831,742	122,837,205	(905,258)	150,086,314	101,892,349
Metlife Ins Co USA	NY	173,761,513,938	5,942,013,717	(769,788,330)	7,567,956,615	14,501,077,967
Metropolitan Life Ins Co	DE	390,842,696,349	14,484,992,534	3,753,532,357	28,388,553,044	31,644,090,686
Metropolitan Tower Life Ins Co	TX	4,665,594,898	709,772,315	38,966,290	20,454,971	160,387,265
Mid West Natl Life Ins Co Of TN	IA	166,170,106	71,508,090	19,869,413	32,153,866	1,004,581
Midland Natl Life Ins Co	IN	44,729,307,657	2,856,991,658	396,903,190	4,264,061,093	5,083,529,058
Midwestern United Life Ins Co	MN	234,920,106	127,684,648	2,925,461	3,230,240	7,163,677
Minnesota Life Ins Co	CT	36,910,379,467	2,766,404,686	156,439,536	6,040,728,545	5,253,582,267
MML Bay State Life Ins Co	NY	4,700,075,825	231,301,005	20,692,555	24,468,709	102,372,351
Mony Life Ins Co	NY	7,482,671,617	455,851,835	57,854,619	269,231,028	437,305,051

Summary of Financial Condition as of December 31, 2015
LIFE AND DISABILITY INSURERS (continued)

Company Name	State of Domicile	Admitted Assets	Capital & Surplus	Net Gain From Operations	Premium/Annuity Considerations	Incurred Benefits
Mony Life Ins Co Of Amer	AZ	2,912,765,211	352,836,641	(6,178,126)	446,225,528	272,532,970
Munich Amer Reassur Co	GA	7,599,358,550	583,111,904	(77,543,096)	991,647,500	1,093,463,578
Mutual Of Amer Life Ins Co	NY	17,865,444,988	1,032,188,119	63,998,113	2,043,271,098	2,119,859,073
Mutual Of Omaha Ins Co	NE	6,945,097,641	2,862,770,332	9,166,229	2,411,822,720	1,855,627,111
Mutual Trust Life Ins Co a Pan Amer	IL	1,931,149,702	137,970,305	5,877,115	156,216,541	178,497,921
National Benefit Life Ins Co	TX	493,782,589	169,733,698	15,537,634	65,947,787	37,497,883
National Farmers Union Life Ins Co	WI	206,711,343	43,375,057	4,592,092	6,099,298	11,046,699
National Guardian Life Ins Co	TX	3,422,186,461	271,082,531	(10,802,202)	790,041,563	762,046,123
National Hlth Ins Co	VT	25,950,466	13,796,164	892,857	1,925,062	122,371
National Life Ins Co	TX	9,148,728,181	1,778,006,904	38,313,764	(2,918,970,314)	(2,710,157,788)
National Teachers Assoc Life Ins Co	CO	464,131,715	92,083,455	11,321,090	123,644,912	66,713,399
National Western Life Ins Co	OH	10,544,641,289	1,171,203,082	5,819,780	1,051,504,191	1,260,834,728
Nationwide Life & Ann Ins Co	OH	10,757,627,012	735,046,660	(94,466,923)	3,314,855,057	2,935,570,655
Nationwide Life Ins Co	TX	126,860,520,130	4,566,521,591	618,894,711	11,305,075,162	12,656,862,918
Natl Foundation Life Ins Co	MA	29,909,377	16,480,059	6,005,143	34,948,018	23,677,264
New England Life Ins Co	DE	10,172,840,824	631,916,149	156,528,245	203,961,541	472,673,492
New York Life Ins & Ann Corp	NY	132,239,256,444	8,145,823,846	475,509,940	12,674,169,430	13,359,551,931
New York Life Ins Co	IA	163,554,359,835	19,495,935,115	150,621,380	20,398,285,886	20,743,292,295
Nippon Life Ins Co Of Amer	IA	212,568,499	140,767,850	4,519,645	277,024,418	213,544,393
North Amer Co Life & Hlth Ins	NC	18,900,165,283	1,129,299,833	22,032,692	2,317,217,202	2,823,130,256
North Carolina Mut Life Ins Co	WI	37,592,755	9,262,928	(4,313,119)	13,113,308	12,275,145
Northwestern Long Term Care Ins Co	WI	165,970,786	79,498,470	2,114,347	288,910	219,327
Northwestern Mut Life Ins Co	AZ	238,543,831,635	19,659,623,868	845,964,603	17,581,321,719	18,394,781,418
NYLife Ins Co Of AZ	NY	200,467,143	91,176,387	12,023,088	23,306,067	5,737,955
Occidental Life Ins Co Of NC	TX	256,704,314	31,723,264	7,603,305	34,573,043	24,543,593
Ohio Natl Life Assur Corp	OH	3,688,526,946	281,507,615	21,622,284	238,149,263	301,340,853
Ohio Natl Life Ins Co	OH	27,589,840,350	1,087,220,327	78,328,973	2,538,314,843	2,160,792,726
Ohio State Life Ins Co	TX	14,089,227	10,616,774	161,745	-	-
Old Amer Ins Co	MO	252,166,157	22,985,438	949,264	76,614,587	49,746,539
Old Republic Life Ins Co	IL	126,908,872	27,010,075	(171,952)	18,127,545	17,633,522
Old United Life Ins Co	AZ	82,476,996	42,009,065	3,335,309	6,184,827	(1,739,603)

Summary of Financial Condition as of December 31, 2015
LIFE AND DISABILITY INSURERS (continued)

Company Name	State of Domicile	Admitted Assets	Capital & Surplus	Net Gain From Operations	Premium/Annuity Considerations	Incurred Benefits
Oxford Life Ins Co	AZ	1,490,445,378	172,281,506	12,023,576	372,236,266	382,277,355
Pacific Guardian Life Ins Co Ltd	AZ	528,402,580	108,471,929	6,710,220	70,219,679	60,656,665
Pacific Life & Ann Co	NE	6,217,125,207	531,538,820	59,171,316	341,586,987	418,898,359
Pacific Life Ins Co	IN	113,241,838,354	7,762,479,501	607,897,328	9,039,688,744	11,845,487,306
Pacificare Life & Hlth Ins Co	LA	205,672,564	197,364,993	4,136,660	15,773,174	10,729,834
Pan Amer Assur Co	LA	26,576,036	17,698,644	602,933	28,688	33,070
Pan Amer Life Ins Co	DE	1,293,710,487	244,925,396	16,674,815	237,853,088	153,970,584
Park Avenue Life Ins Co	WI	268,797,987	50,674,336	4,923,495	2,343,060	10,055,038
Parker Centennial Assur Co	MA	91,286,188	46,220,175	1,687,434	4,162,530	5,760,381
Paul Revere Life Ins Co	MI	3,977,022,535	257,711,693	62,923,203	96,817,002	(69,672,495)
Pavonia Life Ins Co of MI	DE	1,106,807,107	91,441,823	(4,680,947)	79,546,487	105,127,953
Penn Ins & Ann Co	PA	3,780,494,579	363,062,750	(32,608,179)	488,254,185	543,251,974
Penn Mut Life Ins Co	IA	18,235,048,089	1,787,691,878	90,577,926	1,192,161,021	1,443,123,340
Pharmacists Life Ins Co	TX	96,546,377	7,149,283	74,937	9,587,593	12,326,531
Philadelphia Amer Life Ins Co	CT	235,193,386	33,928,540	1,601,568	160,108,876	130,091,327
PHL Variable Ins Co	HI	6,397,840,212	194,524,505	(11,798,403)	1,749,421,755	696,392,958
Phoenix Life & Ann Co	CT	42,643,455	21,617,471	78,047	115,364	784,172
Phoenix Life Ins Co	NY	12,716,819,422	382,047,725	40,812,942	(516,752,478)	617,360,793
Physicians Life Ins Co	NE	1,490,669,926	137,897,114	6,129,345	275,047,276	254,201,780
Physicians Mut Ins Co	NE	2,106,179,396	885,523,329	39,438,656	454,198,299	343,419,535
Pioneer Amer Ins Co	TX	62,210,051	20,577,673	1,141,582	11,421,887	8,276,600
Pioneer Mut Life Ins Co	ND	516,926,292	47,451,666	9,840,316	24,057,810	31,359,841
Pioneer Security Life Ins Co	TX	125,476,575	101,444,250	23,558,208	7,661,502	5,568,166
Primerica Life Ins Co	MA	1,320,871,479	560,936,324	436,332,578	116,334,713	40,203,381
Principal Life Ins Co	IA	157,774,712,552	4,496,653,760	937,041,794	7,693,425,273	7,765,450,527
Principal Natl Life Ins Co	IA	185,055,250	103,668,131	(4,481,004)	5,233	54,255
Professional Ins Co	TX	109,248,069	38,591,605	2,693,467	27,658,639	21,301,844
Protective Life Ins Co	TN	41,809,688,019	3,781,923,294	541,276,198	2,682,323,446	3,226,371,122
Provident Amer Life & Hlth Ins Co	OH	18,041,998	16,352,581	1,795,212	10,147,682	6,928,170
Provident Life & Accident Ins Co	TN	8,325,327,100	727,543,050	193,814,175	869,404,653	412,708,330
Provident Life & Cas Ins Co	TN	755,838,141	147,205,729	21,342,079	86,964,186	70,325,701

Summary of Financial Condition as of December 31, 2015
LIFE AND DISABILITY INSURERS (continued)

Company Name	State of Domicile	Admitted Assets	Capital & Surplus	Net Gain From Operations	Premium/Annuity Considerations	Incurred Benefits
Pruco Life Ins Co	AZ	107,815,378,501	2,795,586,217	587,988,188	7,918,641,003	6,029,043,021
Prudential Ann Life Assur Corp	AZ	42,821,377,989	482,106,797	335,180,232	(230,817,265)	4,002,312,757
Prudential Ins Co Of Amer	NJ	244,995,696,885	11,543,729,937	2,554,522,407	(29,033,872,754)	(19,141,286,100)
Prudential Retirement Ins & Ann Co	CT	75,576,911,092	1,080,355,119	157,170,125	749,731,440	1,554,699,499
Puritan Life Ins Co of Amer	TX	37,584,603	6,776,941	(280,946)	3,708,600	4,487,857
Pyramid Life Ins Co	KS	71,688,863	16,160,750	3,454,346	24,786,452	21,558,921
Reliable Life Ins Co	IL	21,558,302	12,016,067	504,966	-	-
Reliance Standard Life Ins Co	MN	9,580,836,653	923,927,128	209,495,432	1,536,027,398	1,364,193,925
Reliastar Life Ins Co	NY	19,805,140,817	1,609,161,910	71,001,009	740,910,444	1,263,453,336
Reliastar Life Ins Co Of NY	OK	3,053,708,425	314,869,828	22,845,646	146,573,945	324,442,968
Reserve Natl Ins Co	IL	122,807,996	45,138,139	(521,638)	132,680,400	80,071,467
Resource Life Ins Co	MO	7,036,714	6,548,733	880,954	(33,430)	(59,066)
RGA Reins Co	MO	24,593,004,392	1,503,401,724	2,166,476	3,364,186,569	2,810,908,197
RiverSource Life Ins Co	MN	100,564,207,588	3,650,104,082	1,033,157,143	6,222,202,708	7,702,802,224
S USA Life Ins Co Inc	AZ	13,796,430	8,088,769	172,761	1,029,782	798,239
Sagitor Life Ins Co	DE	1,193,810,515	82,131,289	4,210,030	80,831,012	103,298,805
SCOR Global Life Amer Reins Co	TX	1,261,971,764	192,126,902	461,919	112,764,029	118,564,932
Scor Global Life Re Ins Co of DE	DE	368,333,824	78,142,182	16,048,613	65,704,585	70,902,491
SCOR Global Life USA Reins Co	DE	736,769,611	360,255,681	18,351,275	160,756,341	119,366,849
Securian Life Ins Co	MIN	438,609,821	205,444,631	2,563,327	199,148,832	171,031,320
Securitas Financial Life Ins Co	NC	5,825,001	5,713,916	18,099	-	-
Security Benefit Life Ins Co	KS	27,787,431,315	1,286,369,374	70,870,762	2,270,676,839	3,150,093,790
Security Life Ins Co Of Amer	MN	69,742,571	20,694,568	(155,877)	84,492,961	51,809,523
Security Life Of Denver Ins Co	CO	13,249,051,525	858,251,416	54,879,300	13,614,669	157,471,628
Security Mut Life Ins Co Of NY	NY	2,667,789,427	136,504,808	7,473,943	174,628,561	191,867,392
Security Natl Life Ins Co	UT	544,053,706	32,771,066	2,504,079	67,025,927	79,645,339
Senior Hlth Ins Co of PA	PA	2,879,794,716	55,757,570	(19,228,135)	136,722,811	313,014,003
Senior Life Ins Co	GA	51,340,100	12,029,177	240,052	17,794,727	10,707,138
Sentinel Security Life Ins Co	UT	499,209,395	38,694,948	1,718,484	23,572,786	24,710,818
Sentry Life Ins Co	WI	5,560,232,504	268,814,136	24,701,837	660,889,572	564,684,948
Settlers Life Ins Co	WI	387,993,138	39,466,578	2,735,427	47,709,918	42,992,973

Summary of Financial Condition as of December 31, 2015
LIFE AND DISABILITY INSURERS (continued)

Company Name	State of Domicile	Admitted Assets	Capital & Surplus	Net Gain From Operations	Premium/Annuity Considerations	Incurred Benefits
Shelterpoint Ins Co	FL	8,599,723	7,740,186	(989,388)	-	-
Standard Ins Co	OR	20,781,587,942	1,085,027,920	179,909,753	3,528,373,985	3,492,054,302
Standard Life & Accident Ins Co	TX	514,484,951	278,058,135	6,532,309	105,180,042	83,665,072
Standard Security Life Ins Co Of NY	NY	269,915,086	125,069,920	13,523,855	211,035,596	131,423,054
Starmount Life Ins Co	LA	65,949,730	28,282,784	4,003,199	120,977,698	84,635,801
State Farm Hlth Ins Co	IL	8,380,319	8,349,919	(18,634)	-	-
State Farm Life Ins Co	IL	66,498,229,728	9,559,920,365	553,188,285	5,224,331,412	5,559,213,685
State Life Ins Co	IN	6,119,327,641	426,867,079	37,092,762	643,666,016	744,198,005
State Mut Ins Co	GA	286,707,380	33,736,184	831,808	18,745,436	20,026,666
Sterling Investors Life Ins Co	IN	17,216,826	8,500,687	(85,647)	3,128,936	1,833,109
Sun Life & Hlth Ins Co	CT	447,681,461	241,452,960	17,565,363	173,515,193	126,855,952
Sunset Life Ins Co Of Amer	MO	338,712,502	29,383,991	3,263,065	8,327,781	16,946,985
Surety Life Ins Co	NE	23,247,500	21,786,520	(4,398,534)	-	-
Swiss Re Life & Hlth Amer Inc	MO	12,263,953,450	1,318,346,046	83,799,481	2,983,524,576	2,988,355,874
Symetra Life Ins Co	IA	31,806,855,857	2,081,501,462	211,896,699	4,587,078,783	5,027,806,717
Symetra Natl Life Ins Co	IA	16,832,893	10,422,849	559,370	210,812	(277,186)
Teachers Ins & Ann Assoc Of Amer	TX	270,094,422,397	34,735,497,643	1,740,832,373	11,950,939,212	18,269,493,804
Texas Life Ins Co	MA	1,076,305,439	98,383,566	51,531,995	218,433,322	136,954,464
The Savings Bank Life Ins Co Of MA	MN	2,919,104,803	223,957,818	14,951,329	215,716,357	244,380,379
Thrivent Life Ins Co	NY	3,519,375,777	149,472,000	14,390,019	144,852,274	344,114,332
TIAA Cref Life Ins Co	NY	10,774,241,180	362,518,243	(35,254,010)	713,350,830	569,847,857
Time Ins Co	WI	1,157,901,114	471,664,273	(396,962,760)	2,031,902,428	2,091,217,278
Town & Country Life Ins Co	UT	7,007,912	3,989,247	405,039	4,036,241	2,692,672
Trans World Assur Co	CA	350,835,460	83,014,550	6,423,247	10,056,381	13,659,689
Transamerica Advisors Life Ins Co	AR	8,752,551,032	790,252,407	21,191,706	11,141,567	927,333,979
Transamerica Financial Life Ins Co	NY	31,535,276,918	1,167,385,330	290,359,507	5,807,553,847	5,099,751,575
Transamerica Life Ins Co	IA	126,035,998,904	5,458,641,701	91,795,404	14,777,000,584	11,603,550,987
Transamerica Premier Life Ins Co	IA	41,649,416,215	1,507,978,052	234,856,007	3,095,724,573	2,699,941,887
Trustmark Ins Co	IL	1,406,836,579	286,697,686	19,106,023	293,635,722	161,962,899
Trustmark Life Ins Co	IL	321,330,013	159,787,332	11,545,162	163,659,760	131,676,819
UBS Life Ins Co USA	CA	41,287,437	39,820,411	623,136	9,048	21,843,540

Summary of Financial Condition as of December 31, 2015
LIFE AND DISABILITY INSURERS (continued)

Company Name	State of Domicile	Admitted Assets	Capital & Surplus	Net Gain From Operations	Premium/Annuity Considerations	Incurred Benefits
Unicare Life & Hlth Ins Co	NE	373,838,168	108,350,950	21,156,131	291,874,780	233,122,236
Unified Life Ins Co	OH	184,083,536	21,751,360	935,638	46,728,789	39,461,947
Unimerica Ins Co	TX	435,884,737	167,705,352	65,692,220	669,438,064	534,481,287
Union Fidelity Life Ins Co	ID	19,364,967,021	428,272,471	(60,059,100)	276,316,858	1,744,277,839
Union Labor Life Ins Co	IN	3,238,783,244	79,581,271	3,109,719	138,272,809	112,228,232
Union Security Ins Co	IL	4,711,770,896	428,366,021	64,281,335	1,028,396,234	730,106,993
United Amer Ins Co	IA	1,559,650,158	192,658,546	79,658,746	815,317,586	536,292,876
United Benefit Life Ins Co	IL	3,021,552	2,971,114	(24,993)	-	-
United Fidelity Life Ins Co	NE	755,263,865	450,633,539	52,539,433	7,521,219	11,939,049
United Heritage Life Ins Co	ID	541,645,921	59,322,337	5,249,816	83,125,575	83,233,882
United Home Life Ins Co	NY	83,403,717	19,499,070	383,639	18,278,407	10,367,755
United Ins Co Of Amer	TX	3,675,771,181	405,432,032	72,066,153	364,232,982	245,376,533
United Life Ins Co	NE	1,535,949,770	138,854,562	(1,159,877)	143,037,627	177,871,382
United Natl Life Ins Co Of Amer	CT	19,754,215	4,385,768	587,485	19,788,640	8,532,446
United Of Omaha Life Ins Co	WI	19,622,503,033	1,441,718,135	177,356,723	3,572,250,648	3,167,993,661
United Security Assur Co Of PA	OH	155,007,280	3,229,579	(6,302,083)	32,889,490	32,422,520
United States Life Ins Co in the Cit	OH	28,404,015,101	2,090,418,959	384,351,089	1,984,724,301	2,282,510,580
United Teacher Assoc Ins Co	KS	1,044,608,165	60,976,412	72,888,328	36,616,250	62,227,213
United World Life Ins Co	ME	123,737,737	48,928,635	(549,089)	1,421,169	4,729,651
UnitedHealthcare Ins Co	ME	15,791,222,045	5,589,739,227	1,930,827,806	41,950,191,621	32,859,386,234
UnitedHealthcare Life Ins Co	(CA)	488,431,489	137,067,444	(143,002,389)	700,940,713	777,697,502
Unity Financial Life Ins Co	(CA)	207,938,142	12,387,642	646,169	45,335,967	41,899,364
Universal Guar Life Ins Co	(CA)	334,821,774	39,752,432	1,032,371	6,754,872	16,188,062
Universal Underwriters Life Ins Co	OH	160,634,996	24,632,686	1,610,839	5,565,907	9,699,584
Unum Ins Co	TX	56,997,837	43,691,042	2,563,121	-	314,325
Unum Life Ins Co Of Amer	AR	20,552,323,486	1,567,292,100	226,094,991	3,168,082,272	1,787,342,633
US Br Great West Life Assur Co	IN	77,310,844	19,911,752	1,123,979	2,732,296	4,988,458
US Br Sun Life Assur Co of Canada	TX	18,222,429,571	1,925,795,899	1,052,520	2,207,160,714	1,942,132,483
US Business of Canada Life Assur Co	WI	4,403,743,639	131,621,154	15,898,931	122,868,985	79,158,855
US Financial Life Ins Co	KS	597,309,975	93,669,815	14,572,233	35,120,234	51,593,470
USAA Life Ins Co	MD	22,777,060,690	2,256,155,576	215,305,611	1,423,671,277	2,121,292,351

Summary of Financial Condition as of December 31, 2015
LIFE AND DISABILITY INSURERS (continued)

Company Name	State of Domicile	Admitted Assets	Capital & Surplus	Net Gain From Operations	Premium/Annuity Considerations	Incurred Benefits
USable Life	KS	467,909,816	215,298,630	26,415,617	580,167,490	403,474,721
Vantis Life Ins Co	CT	251,551,771	87,319,540	168,077	(605,113,375)	(606,711,726)
Variable Ann Life Ins Co	TX	74,140,570,680	2,722,565,714	785,105,658	5,118,734,866	7,624,626,394
Voya Ins & Ann Co	IA	63,981,167,641	2,074,772,953	661,532,652	2,654,378,988	7,413,767,146
Voya Retirement Ins & Ann Co	CT	87,214,110,805	2,030,166,942	378,241,676	12,041,768,670	15,582,652,429
Washington Natl Ins Co	NE	4,807,834,774	333,051,026	66,960,883	649,710,653	584,385,612
West Coast Life Ins Co	OH	4,985,334,018	419,428,231	69,254,231	10,075,954	121,923,925
Western & Southern Life Ins Co	OH	9,792,314,203	4,548,334,698	252,093,496	256,197,400	400,010,126
Western Southern Life Assur Co	WA	12,553,375,468	995,236,077	91,173,313	578,631,912	854,663,210
Western United Life Assur Co	IL	1,096,339,390	70,525,764	6,233,336	191,623,804	217,155,625
Wilcac Life Ins Co	IN	2,479,949,489	139,380,425	31,030,927	292,869	146,353,206
Wilco Life Ins Co	NY	3,485,609,713	200,625,120	58,023,724	128,409,375	218,963,915
William Penn Life Ins Co Of NY	MN	1,158,678,400	133,223,500	(29,173,531)	24,814,056	75,765,456
Wilton Reassur Co	NY	3,039,261,178	866,406,613	156,236,518	182,959,449	263,842,917
Wilton Reassur Life Co of NY	UT	902,186,236	90,770,807	(7,412,294)	17,926,766	60,551,190
WMI Mut Ins Co	IN	14,683,982	9,297,009	2,380,990	18,366,517	12,080,516
XL Life Ins & Ann Co	IL	16,694,512	16,545,935	(48,262)	-	-
Zale Life Ins Co	AZ	11,812,920	9,413,009	716,777	1,566,306	22,656
Zurich Amer Life Ins Co	IL	12,270,834,832	125,586,877	(23,826,317)	17,131,189	674,396,052

Summary of Financial Condition as of December 31, 2015

PROPERTY AND CASUALTY INSURERS									
Company Name	State of Domicile	Admitted Assets	Capital & Surplus	Net Income	Net Premiums Written	Net Losses and LAE	Other Expenses	Net Loss and LAE Ratio	Net Other Expense Ratio
21ST CENTURY ASSUR CO	DE	69,891,836	69,177,442	1,020,421	-	(136,091)	-	0	0
21ST CENTURY CAS CO	CA	12,418,452	12,021,000	78,744	-	(17,012)	-	0	0
21ST CENTURY CENTENNIAL INS CO	PA	588,191,953	581,375,148	8,254,308	-	(1,360,919)	-	0	0
21ST CENTURY IND INS CO	PA	67,703,561	67,114,029	2,114,679	-	(136,092)	-	0	0
21ST CENTURY INS CO	CA	912,613,186	902,594,512	24,270,441	-	(1,360,918)	-	0	0
21ST CENTURY INS CO OF THE SW	TX	5,457,269	5,451,637	24,764	-	-	-	0	0
21ST CENTURY N AMER INS CO	NY	582,977,225	556,497,767	7,545,380	-	(1,565,057)	-	0	0
21ST CENTURY PREMIER INS CO	PA	282,159,674	279,512,848	6,063,641	-	(680,459)	-	0	0
21ST CENTURY SECURITY INS CO	PA	198,310,028	195,680,104	3,590,261	-	(544,367)	-	0	0
ACA FIN GUAR CORP	MD	330,017,630	41,165,649	(25,474,577)	62,440	49,224,894	9,556,264	266.896	51.814
ACADIA INS CO	NH	156,702,150	51,945,588	695,079	-	-	-	0	0
ACCEPTANCE CAS INS CO	NE	73,285,466	50,294,152	2,033,349	11,657,599	8,559,944	3,640,901	70.646	30.049
ACCIDENT FUND GEN INS CO	MI	255,591,077	65,202,595	5,130,981	42,490,529	26,034,465	7,139,337	64.414	17.664
ACCIDENT FUND INS CO OF AMER	MI	2,780,497,473	813,827,717	106,970,811	812,631,361	498,186,304	149,942,700	64.45	19.398
ACCIDENT FUND NATL INS CO	MI	242,453,236	70,492,615	9,479,004	63,735,793	39,051,695	10,831,388	64.414	17.866
ACCREDITED SURETY & CAS CO INC	FL	25,735,316	21,638,515	1,596,954	9,308,397	101,884	7,185,679	1.094	77.178
ACE AMER INS CO	PA	12,073,965,444	2,578,818,258	214,045,606	1,760,451,125	1,235,382,337	347,345,952	72.821	20.475
ACE FIRE UNDERWRITERS INS CO	PA	109,350,860	74,979,281	1,965,170	9,515,951	6,677,741	1,877,545	72.821	20.475
ACE PROP & CAS INS CO	PA	7,748,829,574	1,995,895,575	136,177,449	1,665,291,594	1,168,604,864	328,570,495	72.821	20.475
ACIG INS CO	IL	427,403,890	114,155,239	9,516,008	93,045,631	65,390,692	29,215,129	69.286	30.955
ACSTAR INS CO	IL	57,071,327	26,344,387	1,844,637	1,726,368	(531,252)	1,174,639	-30.004	66.341
ACUTY A MUT INS CO	WI	3,349,527,852	1,429,900,994	141,973,276	1,269,936,429	764,938,220	377,377,678	61.934	30.555
ADM INS CO	AZ	541,860,571	23,200,191	413,691	-	-	2,702,029	0	0
ADMIRAL IND CO	DE	57,577,270	40,762,910	1,003,706	-	-	-	0	0
ADVANTAGE WORKERS COMP INS CO	IN	110,483,207	52,829,024	1,905,185	14,135,766	9,823,101	3,283,269	77.811	26.007
AEGIS SECURITY INS CO	PA	111,730,377	56,444,000	3,546,087	64,025,401	25,180,999	31,320,651	42.528	52.897
AETNA INS CO OF CT	CT	15,849,334	15,301,437	174,310	(56)	(49,432)	307,866	88271.143	-549760.25
AFFILIATED FM INS CO	RI	2,589,256,590	1,479,589,281	121,553,025	420,543,767	241,124,296	111,775,274	58.804	27.259
AFFIRMATIVE INS CO	IL	139,980,399	(30,369,425)	(81,447,129)	205,406,695	191,122,672	70,971,290	106.154	39.419
AGCS MARINE INS CO	IL	314,484,560	146,320,684	670,613	-	-	-	0	0
AGRI GEN INS CO	IA	107,028,049	99,910,275	4,121,045	-	1,215,027	(730,833)	0	0
AIG ASSUR CO	PA	34,285,083	32,543,689	521,310	-	-	-	0	0
AIG PROP CAS CO	PA	4,730,194,481	1,312,825,149	246,759,329	927,460,069	794,032,316	274,680,254	88.794	30.717
AIOI NISSAY DOWA INS CO OF AMER	NY	135,571,423	60,503,490	(427,192)	31,913,063	15,878,953	6,248,037	71.237	28.03
AIU INS CO	NY	72,020,028	67,730,629	33,142,481	-	-	(559,407)	0	0
ALAMANCE INS CO	IL	485,265,484	373,798,977	10,991,496	32,753,824	15,488,132	16,676,302	44.355	47.758
ALASKA NATL INS CO	AK	889,028,002	387,824,144	36,444,520	228,510,476	125,614,035	59,048,832	56.3	26.5
ALEA NORTH AMERICA INS CO	NY	99,601,601	79,707,836	2,291,128	1,088	(435,127)	3,159,894	-39993.29	290431.424
ALLEGHENY CAS CO	NJ	39,501,331	22,601,733	521,532	30,193,793	(53,393)	29,699,911	-0.2	98.4
ALLIANCE INS CO INC	KS	24,531,518	10,552,597	875,184	15,110,105	9,467,553	4,723,111	63.064	31.461
ALLIANZ GLOBAL RISKS US INS CO	IL	4,345,352,979	1,862,163,616	32,838,418	1,093,392,542	783,302,241	355,855,191	71.95	32.687
ALLIED INS CO OF AMER	OH	29,867,101	14,030,553	108,915	-	-	-	0	0
ALLIED PROP & CAS INS CO	IA	385,017,784	58,903,125	676,935	-	-	-	0	0
ALLIED WORLD INS CO	NH	1,749,569,784	1,082,334,122	15,262,153	214,647,831	142,874,233	60,818,544	69.049	29.393
ALLIED WORLD NATL ASSUR CO	NH	294,658,095	134,219,967	1,804,583	47,699,516	31,749,827	13,515,242	69.049	29.393

Summary of Financial Condition as of December 31, 2015

PROPERTY AND CASUALTY INSURERS (continued)

Company Name	State of Domicile	Admitted Assets	Capital & Surplus	Net Income	Net Premiums Written	Net Losses and LAE	Other Expenses	Net Loss and LAE Ratio	Net Other Expense Ratio
ALLIED WORLD SPECIALTY INS CO	DE	786,672,632	405,689,923	12,242,210	119,248,789	79,374,574	33,788,105	69.049	29.393
ALLAMERICA FIN ALLIANCE INS CO	NH	19,835,711	19,819,823	419,338	-	-	-	0	0
ALLAMERICA FIN BENEFIT INS CO	MI	37,320,316	37,273,621	652,552	-	-	-	0	0
ALLSTATE FIRE & CAS INS CO	IL	215,706,141	211,169,214	2,143,613	-	-	-	0	0
ALLSTATE IND CO	IL	121,868,901	119,605,626	1,749,639	-	-	-	0	0
ALLSTATE INS CO	IL	43,271,169,901	15,318,272,242	1,705,437,881	27,774,297,087	19,236,371,612	7,075,191,705	70.091	25.78
ALLSTATE NORTHBROOK IND CO	IL	42,540,578	42,194,846	714,037	-	-	-	0	0
ALLSTATE PROP & CAS INS CO	IL	245,268,734	228,849,718	2,518,469	-	-	-	0	0
ALLSTATE VEHICLE & PROP INS CO	IL	50,254,972	48,870,632	492,600	-	-	-	0	0
ALPHA PROP & CAS INS CO	WI	33,016,470	13,444,320	431,644	-	-	-	0	0
ALPS PROP & CAS INS CO	MT	111,649,227	37,145,888	2,071,197	30,471,575	20,727,646	9,250,465	69.115	30.845
ALTERRA AMER INS CO	DE	454,766,245	157,199,011	(9,459,569)	103,568,119	36,875,698	42,193,635	72.858	83.365
AMBAC ASSUR CORP	WI	4,824,375,838	624,795,312	772,282,483	53,194,967	(491,881,666)	79,706,374	-159.743	25.885
AMCO INS CO	IA	947,943,752	206,257,668	4,146,932	-	-	-	0	0
AMERICAN AGRI BUSINESS INS CO	TX	689,411,590	29,472,677	3,521,033	-	-	1,693,205	0	0
AMERICAN ALT INS CORP	DE	550,779,275	199,459,472	30,735,754	-	-	(46,347,007)	0	0
AMERICAN AUTOMOBILE INS CO	MO	231,984,531	174,602,575	19,608,570	-	-	-	0	0
AMERICAN BANKERS INS CO OF FL	FL	1,877,636,283	483,249,100	142,272,539	867,543,490	334,706,750	359,153,017	39.89	42.804
AMERICAN CAS CO OF READING PA	PA	150,833,779	150,797,494	2,227,750	-	-	-	0	0
AMERICAN COMMERCE INS CO	OH	329,898,401	104,846,378	(6,500,444)	189,755,228	156,232,898	48,871,586	84.07	26.298
AMERICAN COMPENSATION INS CO	MIN	70,934,236	53,417,028	645,722	-	-	-	0	0
AMERICAN CONTRACTORS IND CO	CA	324,841,833	113,048,671	25,500,761	15,507,974	3,464,592	15,386,953	8.317	36.939
AMERICAN ECONOMY INS CO	IN	72,944,695	66,614,543	2,286,856	-	-	-	0	0
AMERICAN EMPIRE INS CO	OH	47,171,641	21,204,008	761,734	10,125,677	8,432,335	1,313,189	86.025	13.397
AMERICAN EQUITY SPECIALTY INS CO	CT	77,039,139	28,815,956	3,597,921	20,779,431	12,016,147	6,300,897	58.739	30.801
AMERICAN FAMILY HOME INS CO	FL	544,256,470	183,902,404	27,244,233	210,404,838	119,531,708	98,710,966	48.197	39.802
AMERICAN FAMILY INS CO	OH	35,067,877	23,021,048	825,312	-	-	-	0	0
AMERICAN FAMILY MUT INS CO	WI	15,343,877,759	6,503,090,084	570,526,457	6,854,786,206	4,213,098,112	2,150,636,988	63.51	32.42
AMERICAN FARMERS & RANCHERS INS CO	OK	8,801,174	8,725,281	469,693	80,000	(569,805)	113,116	-712.257	141.395
AMERICAN FARMERS & RANCHERS MUT INS	OK	140,238,920	60,010,329	9,036,163	110,471,957	61,323,843	35,810,430	57.031	33.304
AMERICAN FIRE & CAS CO	NH	41,199,415	39,524,961	488,099	-	-	-	0	0
AMERICAN GUAR & LIAB INS	NY	277,325,077	180,291,417	4,311,787	-	-	-	0	0
AMERICAN HALLMARK INS CO OF TX	TX	375,857,587	139,236,576	7,845,857	127,387,640	77,814,514	36,274,024	65.562	30.562
AMERICAN HLTHCARE IND CO	OK	23,568,044	21,285,009	(566,298)	8,099	2,628,168	496,551	32451.45	6131.19
AMERICAN HOME ASSUR CO	NY	26,103,895,571	6,640,799,888	(75,232,919)	5,708,941,841	4,971,885,203	1,685,566,666	90.485	30.676
AMERICAN INS CO	OH	310,914,121	222,247,311	35,475,053	-	-	-	0	0
AMERICAN INTERSTATE INS CO	NE	1,207,740,770	371,365,099	66,937,324	301,793,550	172,910,945	66,283,261	57.142	21.905
AMERICAN MERCURY INS CO	OK	367,725,185	162,960,794	(4,546,682)	170,328,579	140,393,507	48,945,680	79.243	27.627
AMERICAN MINING INS CO	IA	34,911,668	25,100,184	695,460	-	-	-	0	0
AMERICAN MODERN HOME INS CO	OH	1,277,226,355	436,071,448	54,189,152	370,156,661	210,304,060	174,752,790	48.201	40.053
AMERICAN MODERN PROP & CAS INS CO	OH	19,869,428	16,765,976	527,433	3,896,386	2,213,551	1,827,740	48.197	39.797
AMERICAN MODERN SELECT INS CO	OH	292,807,668	52,731,283	9,350,078	38,963,857	22,135,503	18,303,890	48.197	39.854
AMERICAN MUT SHARE INS CORP	OH	249,230,894	219,418,813	5,434,861	190,115	(10,015,829)	7,566,796	-5268.3	3980.1
AMERICAN NATL GEN INS CO	MO	101,541,794	65,006,420	3,342,283	31,447,477	22,958,393	7,547,073	72.381	23.794
AMERICAN NATL PROP & CAS CO	MO	1,275,620,989	635,854,224	33,125,577	496,467,946	340,199,708	131,046,166	70.4	27.118

Summary of Financial Condition as of December 31, 2015

PROPERTY AND CASUALTY INSURERS (continued)

Company Name	State of Domicile	Admitted Assets	Capital & Surplus	Net Income	Net Premiums Written	Net Losses and LAE	Other Expenses	Net Loss and LAE Ratio	Net Other Expense Ratio
AMERICAN PET INS CO	NY	43,490,151	26,067,913	1,386,220	116,627,756	81,345,348	30,769,737	70.729	26.754
AMERICAN RELIABLE INS CO	AZ	260,698,649	88,324,475	20,018,333	(13,264,418)	33,399,919	16,488,419	60.518	29.876
AMERICAN ROAD INS CO	MI	642,209,105	251,100,056	30,332,697	134,572,601	86,833,096	8,539,937	64.95	6.388
AMERICAN SAFETY CAS INS CO	OK	153,283,759	127,414,992	18,026,350	52,094	(6,345,855)	15,332,240	-12181.547	29431.873
AMERICAN SECURITY INS CO	DE	1,584,935,296	558,845,182	298,532,843	1,047,335,054	433,246,147	537,772,483	36.575	45.399
AMERICAN SELECT INS CO	OH	234,408,823	102,890,644	6,822,621	88,456,950	54,736,773	29,976,937	62.7	34.3
AMERICAN SENTINEL INS CO	PA	32,297,640	15,818,252	1,187,870	21,341,800	8,373,363	10,377,450	42.426	52.58
AMERICAN SERV INS CO INC	IL	144,531,793	51,117,810	6,110,752	70,468,016	36,747,956	17,681,924	58.479	28.138
AMERICAN SOUTHERN HOME INS CO	FL	163,124,783	44,709,114	6,200,358	31,171,087	17,708,402	14,630,415	48.197	39.82
AMERICAN STANDARD INS CO OF WI	WI	442,964,843	338,335,834	9,082,137	-	-	-	0	0
AMERICAN STATES INS CO	IN	138,460,734	128,101,658	4,748,397	-	-	-	0	0
AMERICAN STATES PREFERRED INS CO	IN	22,822,518	21,712,398	534,306	-	-	-	0	0
AMERICAN SUMMIT INS CO	TX	48,003,214	30,591,668	1,611,258	26,263,972	15,726,874	8,560,084	61.22	33.322
AMERICAN SURETY CO	IN	14,552,005	10,255,679	1,230,942	10,204,768	619,749	8,181,565	6.326	83.511
AMERICAN WEST INS CO	ND	14,187,830	11,185,109	457,999	6,867,111	4,320,848	1,896,673	65.84	28.901
AMERICAN ZURICH INS CO	IL	314,257,474	226,301,530	4,678,348	-	-	-	0	0
AMERISURE INS CO	MI	785,855,803	238,684,102	14,246,322	232,793,145	147,031,885	71,435,967	64.516	31.346
AMERISURE MUT INS CO	MI	2,124,488,334	875,180,376	71,186,698	519,904,687	328,366,703	159,544,752	64.516	31.346
AMERISURE PARTNERS INS CO	MI	78,548,917	23,884,150	1,070,956	23,279,314	14,703,194	7,143,608	64.516	31.346
AMEX ASSUR CO	IL	256,277,631	184,323,128	62,481,228	188,187,220	69,021,763	31,477,287	36.553	16.67
AMGUARD INS CO	PA	478,904,863	117,362,761	12,421,979	96,963,079	50,631,296	32,825,516	53.164	34.468
AMICA MUT INS CO	RI	4,961,852,112	2,611,264,172	56,188,715	1,942,759,270	1,527,611,316	467,827,438	80.868	24.766
AMTRUST INS CO OF KS INC	KS	67,818,006	24,692,051	5,562,353	21,428,642	10,094,214	(3,756,694)	64.555	-24.025
ARCH IND INS CO	MO	67,808,021	26,048,085	947,128	-	474,477	(1,770,482)	0	0
ARCH INS CO	MO	3,545,425,389	826,539,368	52,807,497	772,850,303	527,676,577	203,448,013	68.491	26.407
ARCH MORTGAGE ASSUR CO	WI	14,115,666	13,877,364	(66,305)	67,195	76,403	169,316	110.858	245.67
ARCH MORTGAGE GUAR CO	WI	50,918,255	49,577,055	28,226	(69,774)	14,007	365,821	20.857	544.717
ARCH MORTGAGE INS CO	WI	436,418,566	134,484,740	(34,843,210)	60,703,476	12,718,080	56,182,924	23.307	102.959
ARCH REINS CO	DE	1,904,938,079	1,201,432,950	32,717,760	218,987,192	110,394,029	80,830,020	49.238	36.052
ARGONAUT GREAT CENTRAL INS CO	IL	48,672,480	25,009,746	213,288	-	-	(23,173)	0	0
ARGONAUT INS CO	IL	1,268,863,997	416,063,363	38,473,798	192,245,783	131,470,869	55,657,206	70.355	29.784
ARGONAUT MIDWEST INS CO	IL	48,334,840	16,659,859	286,052	-	-	-	0	0
ARIZONA AUTOMOBILE INS CO	AZ	21,428,222	9,562,695	519,703	9,083,523	5,596,931	2,297,128	65.184	26.753
ARMED FORCES INS EXCH	KS	142,849,612	76,111,642	7,143,171	69,943,364	39,637,219	26,029,519	57.567	37.804
ARROWOOD IND CO	DE	1,353,999,436	230,835,089	(16,151,917)	(1,788,748)	22,970,906	42,636,597	-2689.85	-4992.666
ASHMERE INS CO	IL	12,433,692	12,427,190	(116,879)	-	-	192,112	0	0
ASPEN AMER INS CO	TX	504,937,642	268,547,345	(14,783,783)	69,441,951	53,172,251	30,653,792	83.472	48.122
ASSOCIATED IND CORP	CA	110,810,969	87,098,397	2,565,717	-	-	-	0	0
ASSOCIATED LOGGERS EXCH	ID	33,607,880	13,343,721	638,276	11,710,468	8,890,598	2,374,236	74.851	19.989
ASSURANCE CO OF AMER	NY	24,646,394	21,086,277	609,041	-	-	-	0	0
ASSURED GUAR CORP	MD	3,066,922,460	1,365,287,625	(91,643,425)	45,237,100	149,712,744	75,628,509	93.159	47.06
ASSURED GUAR MUNICIPAL CORP	NY	5,788,476,416	2,440,808,929	216,695,134	141,842,282	132,941,353	74,200,670	59.626	33.28
ATAIN INS CO	TX	77,180,274	47,760,566	2,682,346	14,459,663	9,036,449	3,417,002	65.398	24.729
ATLANTA INTL INS CO	NY	43,268,523	20,157,571	434,596	-	-	9,142	0	0
ATLANTIC SPECIALTY INS CO	NY	2,340,296,453	622,335,417	44,969,406	590,114,134	393,857,322	209,167,589	65.911	35.004

Summary of Financial Condition as of December 31, 2015

PROPERTY AND CASUALTY INSURERS (continued)

Company Name	State of Domicile	Admitted Assets	Capital & Surplus	Net Income	Net Premiums Written	Net Losses and LAE	Other Expenses	Net Loss and LAE Ratio	Net Other Expense Ratio
ATRIADUS TRADE CREDIT INS CO	MD	112,034,409	66,605,644	702,992	18,155,897	8,364,499	12,563,093	45.769	68.743
ATX PREMIER INSURANCE COMPANY	TX	9,545,781	4,670,204	(2,083,951)	141,825	3,612,972	1,556,157	118.605	51.085
AUSTIN MUT INS CO	MIN	53,010,101	39,946,642	5,050,054	-	-	(3,171,718)	0	0
AUTO OWNERS INS CO	MI	13,117,628,217	8,776,952,882	476,574,462	2,873,127,794	1,408,687,433	862,934,949	51.664	31.648
AUTOMOBILE INS CO OF HARTFORD CT	CT	1,000,828,705	322,382,709	43,086,973	284,678,202	164,621,447	86,322,689	58.739	30.801
AVEMCO INS CO	MD	78,437,696	47,226,043	10,810,578	27,924,338	10,429,911	9,745,706	36.367	33.981
AXA ART INS CORP	NY	26,056,878	17,742,308	(184,860)	685,519	(1,054,199)	1,293,923	-113.135	138.862
AXA INS CO	NY	208,477,559	119,811,614	11,947,619	49,021,352	21,796,696	24,771,558	45.732	51.861
AXIS INS CO	IL	1,488,040,598	565,080,276	32,058,374	307,509,229	184,688,942	122,558,279	62.226	41.293
AXIS REINS CO	NY	2,863,345,117	860,858,610	24,643,964	513,415,846	342,107,778	188,935,898	68.135	37.629
AXIS SPECIALTY INS CO	CT	67,030,765	52,749,432	(328,245)	25,932	1,761,763	266,125	6793.781	1026.242
BADGER MUT INS CO	WI	174,064,648	64,155,125	4,040,808	90,955,015	63,450,638	25,971,907	69.553	28.47
BALBOA INS CO	CA	106,424,271	77,305,903	6,629,569	(498,342)	3,262,001	335,085	-654.571	-67.24
BANKERS INS CO	FL	150,509,826	76,679,779	4,770,175	45,038,912	16,354,455	27,964,041	33.958	58.064
BANKERS STANDARD FIRE & MARINE CO	PA	199,665,063	83,020,395	4,468,424	42,821,780	30,049,841	8,448,956	72.821	20.475
BANKERS STANDARD INS CO	PA	470,567,668	153,303,472	7,725,047	99,917,498	70,116,297	19,714,230	72.821	20.475
BCS INS CO	OH	272,207,159	161,316,323	13,323,624	95,298,118	64,140,200	29,473,854	60.542	27.82
BEAZLEY INS CO INC	CT	282,999,585	119,150,196	(3,470,765)	64,735,604	39,505,578	28,478,948	64.722	46.657
BEDVIERE INS CO	PA	288,885,048	101,714,045	(29,791,647)	200,895	26,604,656	7,131,516	19797.635	5306.859
BENCHMARK INS CO	KS	214,603,736	66,253,806	5,933,563	32,222,592	16,225,275	7,279,949	54.419	24.417
BERKLEY INS CO	DE	17,109,329,278	5,295,559,379	765,438,873	5,338,804,165	2,922,910,184	1,740,306,463	56.481	33.629
BERKLEY NATL INS CO	IA	95,477,350	50,492,658	951,899	-	-	-	0	0
BERKLEY REGIONAL INS CO	DE	711,646,977	679,923,464	11,620,216	-	-	-	0	0
BERKSHIRE HATHAWAY ASSUR CORP	NY	2,176,460,672	1,449,301,657	78,124,594	12,867,729	(1,839,122)	1,974,273	-3.1	3.3
BERKSHIRE HATHAWAY DIRECT INS CO	NE	124,004,051	112,354,950	1,291,359	(36,655,232)	(36,655,232)	1,165,010	100	-3.2
BERKSHIRE HATHAWAY HOMESTATE INS CO	NE	2,175,045,648	1,167,697,571	55,717,463	461,493,005	315,689,576	100,479,599	70.4	22.4
BERKSHIRE HATHAWAY SPECIALTY INS CO	NE	3,371,586,922	3,044,111,491	37,679,531	95,520,103	24,979,434	31,353,721	75.7	95.1
BITCO GEN INS CORP	IL	820,841,943	275,146,446	27,199,298	237,573,510	168,733,135	53,434,449	71.853	22.754
BITCO NATL INS CO	IL	482,270,890	140,053,176	7,823,675	149,435,226	106,642,266	48,504,010	72.042	32.767
BLUESHORE INS CO	CO	54,767,680	15,992,790	(885,467)	11,430,483	2,969,085	4,160,454	51.249	71.813
BOND SAFEGUARD INS CO	SD	82,879,301	36,061,847	5,044,475	42,282,887	8,890,706	23,939,031	22.973	61.856
BOSTON IND CO INC	SD	7,827,511	5,025,491	396,419	3,175,017	472,752	2,333,622	13.753	67.889
BRISTOL W INS CO	OH	132,328,818	46,737,107	2,184,413	-	(55,203)	-	0	0
BROTHERHOOD MUT INS CO	IN	542,036,088	229,065,710	19,062,980	304,902,704	178,153,178	98,645,576	60.96	33.754
BUILD AMER MUT ASSUR CO	NY	479,610,963	437,271,027	(32,041,200)	6,326,620	-	37,039,695	0	11464.7
CALIFORNIA CAPITAL INS CO	CA	580,266,455	314,070,499	13,449,329	218,052,298	161,209,524	73,870,320	69.915	32.037
CALIFORNIA CAS GEN INS CO OF OR	OR	113,081,771	26,432,955	(4,779,101)	40,896,882	28,911,240	11,377,260	84.091	33.092
CALIFORNIA CAS IND EXCH	CA	582,281,856	284,330,415	(26,739,272)	238,565,146	168,648,891	66,367,354	84.091	33.092
CALIFORNIA CAS INS CO	OR	107,171,901	72,908,354	(3,006,712)	27,264,588	19,274,160	7,584,840	84.091	33.092
CALIFORNIA INS CO	CA	751,239,797	468,838,577	88,514,153	255,267,944	53,547,936	75,941,417	21.053	29.857
CAMICO MUT INS CO	CA	87,246,141	40,297,601	1,658,709	30,415,073	19,515,569	9,691,664	64.687	32.124
CAMPMEED CAS & IND CO INC	NH	20,490,401	20,465,683	405,024	-	-	-	0	0
CANAL INS CO	SC	786,983,108	428,043,873	20,014,990	185,529,952	131,167,382	60,627,142	71.589	33.089
CAPITOL IND CORP	WI	478,842,403	225,535,716	5,071,745	154,192,918	78,595,209	68,922,506	54.831	48.083
CAPSON PHYSICIANS INS CO	TX	26,612,540	7,383,717	133,928	13,300,829	7,534,846	5,537,983	57.979	42.614

Summary of Financial Condition as of December 31, 2015

PROPERTY AND CASUALTY INSURERS (continued)

Company Name	State of Domicile	Admitted Assets	Capital & Surplus	Net Income	Net Premiums Written	Net Losses and LAE	Other Expenses	Net Loss and LAE Ratio	Net Other Expense Ratio
CAROLINA GAS INS CO	IA	180,804,360	99,111,166	2,154,500	-	-	-	0	0
CASUALTY UNDERWRITERS INS CO	UT	4,291,538	4,220,361	68,211	13,327	13,658	172,594	142.4	1800.1
CATERPILLAR INS CO	MO	650,315,165	286,646,678	49,048,780	142,494,379	118,373,377	30,483,076	63.458	16.341
CATLIN IND CO	DE	122,324,756	63,592,997	(735,292)	6,395,980	6,311,065	1,707,268	90.928	24.598
CATLIN INS CO	TX	260,432,146	52,476,918	(5,275,238)	44,771,869	44,177,254	11,857,919	90.928	24.407
CEM INS CO	IL	34,028,641	10,446,560	1,109,207	11,348,444	7,568,170	3,113,378	68.147	28.034
CENSTAT CAS CO	NE	22,017,108	17,055,753	462,832	2,026,305	489,468	483,200	39.092	38.591
CENTRAL STATES IND CO OF OMAHA	NE	417,290,096	354,949,557	9,506,963	55,025,417	30,416,385	26,828,431	55.386	48.853
CENTRE INS CO	DE	90,087,064	49,940,237	11,087,134	-	32,826	483,385	0	0
CENTURION CAS CO	IA	152,649,030	152,086,025	10,266,114	11,699,853	469,010	1,839,028	4.009	15.718
CENTURY IND CO	PA	846,129,724	25,000,000	(20,233,824)	-	139,330,277	1,782,222	0	0
CENTURY NATL INS CO	CA	594,055,305	367,543,474	7,528,356	165,134,410	108,326,062	57,340,677	70.279	37.201
CHARTER OAK FIRE INS CO	CT	922,936,893	255,654,453	42,072,416	263,898,771	152,605,282	80,021,763	58.739	30.801
CHEROKEE INS CO	MI	434,184,128	152,775,615	15,370,565	181,846,558	169,920,091	17,300,378	91.858	9.352
CHICAGO INS CO	IL	93,722,983	61,184,061	4,196,261	-	-	-	0	0
CHUBB IND INS CO	NY	374,137,188	150,762,403	10,983,479	48,917,382	27,364,174	14,288,703	56.5	29.5
CHUBB NATL INS CO	IN	329,883,937	152,352,895	11,537,737	48,917,382	27,364,174	14,288,703	56.5	29.5
CHURCH MUT INS CO	WI	1,643,867,974	585,070,960	58,055,206	615,716,637	348,856,983	192,881,675	57.719	31.913
CIFG ASSUR N AMER INC	NY	724,212,158	577,175,830	29,667,378	11,968,535	(7,510,259)	11,372,000	-44.224	66.964
CIM INS CORP	MI	17,913,147	17,414,233	151,293	-	-	-	0	0
CINCINNATI CAS CO	OH	377,670,966	336,503,250	12,228,673	-	-	-	0	0
CINCINNATI INS CO	OH	11,194,176,670	4,412,431,473	534,087,962	4,189,444,019	2,501,667,056	1,261,889,650	60.921	30.73
CITIZENS INS CO OF AMER	MI	1,526,388,494	660,361,083	100,761,890	680,689,186	392,848,387	184,861,526	58.269	27.419
CIVIL SERV EMPLOYEES INS CO	CA	215,854,450	114,039,470	1,565,479	99,833,383	68,385,000	34,030,428	69.486	34.578
CLARENDON NATL INS CO	IL	933,388,039	209,760,319	25,980,924	(204,752,605)	(241,445,159)	25,874,771	103.571	-11.099
CLEAR BLUE INS CO	IL	18,019,795	18,012,520	741,644	(218,002)	(91,574)	136,051	116.549	-173.157
CLEARWATER INS CO	DE	1,219,060,843	304,498,570	17,254,203	100,387	90,916,322	20,871,703	90565.832	20791.241
CLEARWATER SELECT INS CO	CT	1,192,187,708	476,896,983	62,134,285	200,355,216	118,024,602	50,035,304	58.35	24.737
CLERMONT INS CO	IA	24,422,581	22,252,626	445,385	-	-	-	0	0
COFACE N AMER INS CO	MA	142,707,272	56,745,129	5,807,266	52,292,379	29,560,854	18,486,507	56.608	35.401
COLISEUM REINS CO	DE	282,022,288	185,267,452	25,701,598	175,208	3,212,458	3,036,014	182.111	1721.087
COLONIAL AMER CAS & SURETY CO	MD	23,779,957	22,315,096	497,573	-	-	-	0	0
COLONIAL SURETY CO	PA	54,156,183	31,621,737	3,533,343	9,552,138	635,110	3,878,845	7	42.5
COLONY SPECIALTY INS CO	OH	64,128,165	20,183,410	1,317,276	-	-	-	0	0
COLORADO CAS INS CO	NH	25,197,590	24,416,040	498,438	-	-	-	0	0
COLUMBIA INS CO	NE	19,102,373,335	14,197,367,491	1,154,461,379	448,876,210	291,315,292	71,546,408	62	15.2
COLUMBIA MUT INS CO	MO	377,047,528	180,973,148	11,914,027	126,265,132	79,507,859	39,997,607	64.436	32.416
COMMERCE & INDUSTRY INS CO	NY	4,142,735,915	973,982,821	650,234,427	927,399,478	815,153,354	274,627,029	91.156	30.711
COMMERCIAL CAS INS CO	CA	116,069,282	59,010,352	(4,276,062)	35	7,921,363	2,869	22749462.67	8239.518
COMMONWEALTH INS CO OF AMER	DE	11,541,518	9,315,470	(742,488)	(5,868)	147,238	591,253	-2509.168	-10075.886
COMPWEST INS CO	CA	245,569,613	127,716,613	7,398,766	42,490,529	26,034,465	6,775,918	64.414	16.765
CONSTITUTION INS CO	NY	23,612,044	17,191,310	3,555,797	6,997,752	845,357	2,646,396	11.952	37.417
CONSUMERS INS USA INC	TN	70,719,931	30,967,001	702,585	21,524,701	13,956,245	8,077,044	64.449	37.299
CONTINENTAL CAS CO	IL	43,531,436,609	10,723,262,310	1,078,845,330	6,036,763,679	4,508,482,100	1,935,627,875	83.091	35.674

Summary of Financial Condition as of December 31, 2015

PROPERTY AND CASUALTY INSURERS (continued)

Company Name	State of Domicile	Admitted Assets	Capital & Surplus	Net Income	Net Premiums Written	Net Losses and LAE	Other Expenses	Net Loss and LAE Ratio	Net Other Expense Ratio
CONTINENTAL HERITAGE INS CO	FL	7,504,630	7,131,985	309,448	1,871,924	(3,466)	1,383,537	-0.192	76.543
CONTINENTAL IND CO	IA	177,963,144	84,762,385	18,350,054	57,303,515	14,031,888	16,273,216	24.596	28.525
CONTINENTAL INS CO	PA	1,666,861,610	1,469,269,770	53,063,085	-	41,770,125	(5,564,530)	0	0
CONTINENTAL WESTERN INS CO	IA	206,436,567	90,007,005	1,947,957	-	-	-	0	0
CONTRACTORS BONDING & INS CO	IL	203,141,328	114,261,571	12,797,708	63,049,684	15,967,158	30,292,341	27.004	51.23
COPIC INS CO	CO	657,323,012	396,108,782	1,907,684	82,109,638	46,122,759	20,378,018	56.313	24.88
CORPOINTE INS CO	MI	138,397,328	56,827,869	5,864,366	(9,395,714)	(6,906,669)	10,294,709	-146.247	217.987
COUNTRY CAS INS CO	IL	81,259,838	68,854,313	783,667	-	-	-	0	0
COUNTRY MUT INS CO	IL	4,295,682,682	2,071,969,892	119,962,111	2,023,482,593	1,464,543,754	608,654,334	70.718	29.39
COUNTRY PREF INS CO	IL	228,116,583	66,206,589	1,213,409	-	-	-	0	0
COURTESY INS CO	FL	764,819,021	360,104,184	23,184,194	135,564,980	80,828,961	22,136,699	67.564	18.504
CRESTBROOK INS CO	OH	116,457,151	88,085,720	2,782,370	-	-	-	0	0
CRUM & FORSTER IND CO	DE	50,254,900	16,048,274	1,105,103	16,617,182	9,750,394	5,560,284	64.072	36.538
CSAA FIRE & CAS INS CO	IN	98,239,727	45,235,583	760,767	16,561,166	13,050,883	4,672,992	81.566	29.205
CSAA GEN INS CO	IN	287,181,785	148,432,684	495,770	99,366,963	78,305,259	29,622,387	81.566	30.856
CSE SAFEGUARD INS CO	CA	92,293,543	39,330,456	527,638	49,841,855	33,733,323	16,989,704	68.656	34.578
CUMIS INS SOCIETY INC	IA	1,711,811,870	800,466,945	110,914,381	826,267,036	502,570,768	217,140,420	64.4	27.825
CYPRESS INS CO	CA	1,284,222,840	305,671,839	6,784,707	327,007,536	178,210,436	53,075,413	77.3	23
DAIRYLAND INS CO	WI	1,239,562,858	482,015,470	29,302,330	328,478,507	230,192,701	95,620,159	72.736	30.214
DAKOTA FIRE INS CO	ND	220,896,381	61,747,157	6,083,001	98,460,661	63,450,078	30,972,624	65.485	31.914
DAKOTA TRUCK UNDERWRITERS	SD	109,291,792	43,674,185	3,202,468	34,413,335	22,948,534	8,136,017	69.02	24.47
DANIELSON NATL INS CO	CA	6,430,228	5,546,468	(50,109)	43,541	47,276	158,985	77.267	259.843
DEALERS ASSUR CO	OH	98,183,761	56,172,736	4,080,612	14,472,824	1,643,235	3,793,108	15.986	36.901
DENTISTS BENEFITS INS CO	OR	18,515,083	12,313,986	642,042	4,664,758	1,855,504	1,953,465	40.955	43.117
DENTISTS INS CO	CA	330,222,299	178,359,144	8,711,348	61,168,060	46,244,885	15,566,359	77.275	26.011
DEPOSITORS INS CO	IA	292,864,674	36,789,119	464,556	-	-	-	0	0
DEVELOPERS SURETY & IND CO	IA	138,772,561	90,007,548	17,445,453	27,447,925	12,021,417	13,884,971	30.97	35.771
DIAMOND STATE INS CO	IN	130,007,585	58,276,530	2,592,284	32,702,743	16,031,963	7,914,442	60.518	29.876
DIRECT NATL INS CO	AR	16,484,300	6,621,255	(293,102)	12,906,209	9,301,826	3,589,665	76.237	29.421
DISCOVER PROP & CAS INS CO	CT	132,763,897	63,153,534	4,420,407	29,091,203	16,822,614	8,821,269	58.739	30.801
DOCTORS CO AN INTERINS EXCH	CA	3,585,359,988	1,808,904,067	(72,802,694)	622,861,093	468,212,747	150,717,918	74.525	23.989
DORINCO REINS CO	MI	1,536,155,480	514,046,211	85,761,574	153,669,861	94,269,753	27,985,849	60.148	17.856
EAGLE W INS CO	CA	138,952,116	51,491,576	3,261,150	57,194,046	42,284,466	19,375,822	69.915	32.037
EASTERN ATLANTIC INS CO	PA	66,786,389	31,832,389	792,949	18,839,630	13,088,789	6,486,141	69.042	34.214
EASTGUARD INS CO	PA	109,330,036	36,376,924	4,273,618	37,859,480	19,379,620	7,141,579	59.973	22.1
ECONOMY FIRE & CAS CO	IL	477,756,388	375,451,816	12,691,051	-	-	-	0	0
ECONOMY PREFERRED INS CO	IL	39,075,814	10,771,159	296,231	-	-	-	0	0
ECONOMY PREMIER ASSUR CO	IL	85,948,309	47,361,177	1,435,772	-	-	-	0	0
ELECTRIC INS CO	MA	1,507,785,487	545,547,504	23,640,075	346,524,064	305,949,037	72,438,231	81.6	19.3
EMCASCO INS CO	IA	463,035,461	132,441,716	12,654,915	204,495,218	131,780,932	64,223,907	65.485	31.914
EMPIRE FIRE & MARINE INS CO	NE	75,141,587	40,601,441	602,707	-	-	-	0	0
EMPLOYERS ASSUR CO	FL	502,132,997	209,938,229	10,068,854	88,645,024	53,962,493	23,493,321	65.13	28.355
EMPLOYERS COMPENSATION INS CO	CA	1,094,071,275	335,092,155	19,571,674	264,968,814	157,390,611	68,661,555	65.13	28.413
EMPLOYERS FIRE INS CO	PA	13,360,783	10,943,458	(1,896,756)	-	-	30,000	0	0
EMPLOYERS INS OF WAUSAU	WI	5,477,230,768	1,514,388,515	155,145,728	2,050,574,052	1,365,502,619	622,454,710	68.377	31.169

Summary of Financial Condition as of December 31, 2015

PROPERTY AND CASUALTY INSURERS (continued)

Company Name	State of Domicile	Admitted Assets	Capital & Surplus	Net Income	Net Premiums Written	Net Losses and LAE	Other Expenses	Net Loss and LAE Ratio	Net Other Expense Ratio
EMPLOYERS INS CO OF NV	NV	792,191,090	425,086,546	52,319,679	20,356,122	80,943,742	31,846,520	65.13	25.625
EMPLOYERS MUT CAS CO	IA	2,890,562,516	1,276,288,317	61,398,604	945,960,613	611,292,639	295,241,849	65.665	31.715
EMPLOYERS PREFERRED INS CO	FL	1,049,892,891	280,614,376	5,854,277	315,347,604	157,390,609	68,572,616	65.13	28.376
ENCOMPASS IND CO	IL	27,622,806	25,745,600	414,989	-	-	-	0	0
ENDURANCE AMER INS CO	DE	1,227,426,853	262,667,240	16,526,263	233,071,131	181,188,271	39,066,515	78.39	16.902
ENDURANCE REINS CORP OF AMER	DE	1,642,875,794	739,318,436	35,732,786	262,391,266	113,673,185	94,170,430	47.683	39.502
ENDURANCE RISK SOLUTIONS ASSUR CO	DE	205,708,532	66,593,931	6,298,353	87,951,370	68,372,932	14,742,081	78.39	16.902
ENUMCLAW PROP & CAS INS CO	OR	8,207,816	7,902,614	54,343	-	-	-	0	0
EQUITY INS CO	TX	78,103,161	29,920,152	253,576	48,721,542	42,813,114	12,749,992	89.395	26.622
ESSANT INS CO	PA	1,072,557,895	522,172,495	172,688,396	298,992,070	9,792,500	90,213,273	3.604	33.206
ESSURANCE INS CO	MO	67,022,114	30,367,939	188,650	-	-	(110)	0	0
ESURANCE INS CO	WI	178,985,422	162,441,253	1,563,841	-	-	-	0	0
ESURANCE INS CO OF NJ	WI	14,339,609	11,563,967	64,653	-	-	-	0	0
ESURANCE PROP & CAS INS CO	WI	119,091,613	41,825,688	378,980	-	-	-	0	0
EULER HERMES N AMER INS CO	MD	399,374,603	146,101,255	14,177,791	87,027,706	52,287,836	31,582,139	59.034	35.657
EVEREST NATL INS CO	DE	740,506,106	135,327,016	30,885,551	-	-	(32,166,306)	0	0
EVEREST REINS CO	DE	9,979,640,039	3,210,890,959	498,454,965	2,079,502,359	1,255,341,622	551,355,429	58.83	25.839
EVERGREEN NATL IND CO	OH	44,556,376	30,545,711	2,318,760	11,466,162	149,093	8,813,430	1.314	77.675
EVERSPAN FIN GUAR CORP	WI	225,032,289	222,880,611	4,873,920	(1,566)	-	463,730	0	1521.524
EXCESS SHARE INS CORP	OH	51,676,430	21,034,810	188,804	1,550,052	30,000	1,634,484	1.9	105.4
EXECUTIVE RISK IND INC	DE	3,068,192,723	1,267,144,311	168,360,396	782,681,978	437,842,854	228,687,635	56.5	29.5
EXPLORER INS CO	CA	306,952,375	101,466,811	18,658,828	133,667,884	84,737,152	30,511,239	62.995	22.683
FACTORY MUT INS CO	RI	15,682,895,828	10,546,654,001	550,079,112	2,782,092,559	1,613,521,536	797,935,858	57.952	28.659
FAIR AMER INS & REINS CO	NY	256,925,777	241,823,415	6,016,960	3,509,564	1,909,326	1,175,243	52.761	32.476
FALLS LAKE NATL INS CO	OH	299,501,394	57,179,538	695,844	11,639,624	7,205,951	3,155,044	65.212	28.552
FARM BUREAU MUT INS CO OF ID	ID	447,800,060	238,461,161	(2,907,949)	168,961,675	136,634,174	45,888,716	82.117	27.579
FARMERS ALLIANCE MUT INS CO	KS	304,752,535	165,640,604	11,317,939	132,213,412	82,841,109	41,377,219	63.064	31.461
FARMERS INS CO OF ID	ID	196,548,449	72,265,034	2,226,383	111,980,209	77,943,248	38,504,496	68.446	33.813
FARMERS INS EXCH	CA	15,566,564,412	4,206,759,386	(113,670,348)	7,726,634,444	5,419,672,602	2,657,121,457	68.975	33.817
FARMERS MUT HAIL INS CO OF IA	IA	744,548,650	366,562,528	9,429,014	360,384,872	276,731,382	74,391,649	77.935	20.951
FARMERS UNION MUT INS CO	MT	57,465,058	35,080,414	2,623,831	20,683,428	9,689,501	7,323,034	49.862	37.684
FARMINGTON CAS CO	CT	1,005,370,826	291,328,350	41,988,349	307,536,576	177,839,230	93,253,713	58.739	30.801
FARMLAND MUT INS CO	IA	544,213,154	170,593,814	933,283	186,876,823	130,475,731	61,900,305	71.055	33.71
FEDERAL INS CO	IN	32,240,564,736	13,278,704,754	2,154,093,604	7,338,203,791	3,950,310,982	2,201,440,413	54.3	30.3
FEDERATED MUT INS CO	MN	5,076,209,615	2,862,425,014	189,074,878	1,301,020,655	850,708,540	330,764,143	66.845	25.99
FEDERATED RURAL ELECTRIC INS EXCH	KS	494,982,360	177,269,163	32,639,118	120,323,572	85,053,740	17,478,808	71.568	14.707
FEDERATED SERV INS CO	MN	455,753,266	211,170,742	20,186,904	144,557,851	94,523,180	36,751,591	66.845	25.99
FIDELITY & DEPOSIT CO OF MD	MD	210,198,923	169,696,177	6,183,878	-	-	-	0	0
FIDELITY & GUAR INS CO	IA	20,636,253	19,291,926	669,642	-	-	-	0	0
FIDELITY & GUAR INS UNDERWRITERS INC	WI	149,756,617	86,204,853	5,311,255	20,779,431	12,016,147	6,300,897	58.739	30.801
FINANCIAL AMER PROP & CAS INS CO	TX	15,556,439	8,967,285	(1,102,471)	1,195,909	316,062	1,737,520	38.985	214.315
FINANCIAL CAS & SURETY INC	TX	22,215,234	15,056,798	614,587	13,889,416	2,413,827	9,477,835	17.379	68.238
FINANCIAL IND CO	IL	79,873,400	24,203,360	1,663,760	-	-	-	0	0
FINANCIAL PACIFIC INS CO	CA	227,473,545	102,050,909	17,312,988	71,029,894	41,690,340	12,313,639	61.187	18.072
FIRE INS EXCH	CA	2,335,265,235	786,900,552	12,460,333	1,119,802,093	785,204,797	385,172,972	68.953	33.824

Summary of Financial Condition as of December 31, 2015

PROPERTY AND CASUALTY INSURERS (continued)

Company Name	State of Domicile	Admitted Assets	Capital & Surplus	Net Income	Net Premiums Written	Net Losses and LAE	Other Expenses	Net Loss and LAE Ratio	Net Other Expense Ratio
FIREMANS FUND INS CO	CA	5,500,376,521	1,296,320,780	292,238,130	(1,189,523,566)	(838,283,963)	593,559,065	132.484	-93.807
FIREMENS INS CO OF WASHINGTON DC	DE	95,252,582	32,159,497	560,245	-	-	-	0	0
FIRST AMER PROP & CAS INS CO	CA	97,089,426	40,648,191	(1,824,404)	59,503,545	42,300,995	23,111,855	72.027	39.353
FIRST COLONIAL INS CO	FL	374,180,335	159,724,876	1,221,428	76,805,945	45,858,663	24,232,060	69.879	36.925
FIRST DAKOTA IND CO	SD	44,001,844	13,183,499	1,023,834	15,461,064	10,310,210	3,655,313	69.02	24.47
FIRST FIN INS CO	IL	544,200,867	423,749,406	5,568,683	24,565,365	9,183,107	12,507,226	35.065	47.758
FIRST NATL INS CO OF AMER	IL	23,011,077	22,371,237	262,734	-	-	-	0	0
FIRST NATL INS CO OF AMER	NH	55,524,996	55,381,544	1,109,402	-	-	-	0	0
FIRST NONPROFIT INS CO	DE	117,934,678	22,711,811	(286,548)	22,949,721	9,388,445	5,845,889	66.966	41.698
FIRSTCOMP INS CO	NE	283,213,892	118,750,995	17,396,094	45,452,069	15,867,687	13,876,181	35.054	30.655
FLORENCE MUT INS CO	IL	125,488,701	23,652,785	(4,688,559)	21,062,074	39,096,500	5,974,645	104.902	16.031
FMH AG RISK INS CO	IA	254,405,709	108,964,587	3,329,358	(6,782,244)	1,127,486	8,514,875	0	0
FOREMOST INS CO GRAND RAPIDS MI	MI	2,172,211,911	1,093,213,993	33,894,848	-	(1,882,090)	-	0	0
FOREMOST PROP & CAS INS CO	MI	64,103,999	17,869,250	293,621	-	-	(177,150)	0	0
FOREMOST SIGNATURE INS CO	MI	74,105,427	19,925,737	176,082	-	-	(72,653)	0	0
FORTRESS INS CO	IL	132,177,530	61,010,600	1,578,892	21,787,311	17,330,409	6,498,020	76.858	28.818
FRANK WINSTON CRUM INS CO	FL	54,492,402	13,764,208	87,467	17,236,492	8,961,681	7,008,674	58.424	45.692
FRANKENMUTH MUT INS CO	MI	1,174,226,750	508,296,619	33,239,604	450,781,419	274,708,009	139,629,928	62.075	31.552
FREEDOM SPECIALTY INS CO	OH	50,723,186	12,629,666	278,777	-	-	-	0	0
FRONTLINE INS UNLIMITED CO	IL	29,502,432	25,700,490	362,209	5,729,228	551,189	3,120,499	13.732	77.743
GARRISON PROP & CAS INS CO	TX	1,707,729,564	655,335,642	18,968,819	1,190,773,183	969,104,036	149,379,115	85.946	13.248
GATEWAY INS CO	MO	64,398,002	18,808,543	2,000,631	28,187,205	14,699,184	7,055,219	58.479	28.068
GEICO ADVANTAGE INS CO	NE	1,011,400,404	532,756,473	(115,219,834)	476,524,708	419,412,785	158,941,864	100.523	38.095
GEICO CAS CO	MD	2,605,875,836	929,776,368	(125,319,830)	1,619,816,540	1,420,752,640	326,696,698	90.795	20.878
GEICO CHOICE INS CO	NE	600,921,774	295,704,749	(41,529,891)	315,057,209	262,435,149	68,735,747	93.206	24.412
GEICO GEN INS CO	MD	209,495,918	141,377,258	194,761	-	-	-	0	0
GEICO IND CO	MD	7,138,705,064	4,075,932,067	133,020,448	2,397,752,879	1,899,934,910	301,276,587	80.343	12.74
GEICO MARINE INS CO	MD	85,207,123	48,481,771	(1,722,480)	23,905,646	18,579,731	8,652,589	84.253	39.237
GEICO SECURE INS CO	NE	417,537,007	269,064,601	(13,272,607)	147,253,756	115,232,414	30,050,754	86.694	22.608
GEM STATE INS CO	ID	10,972,954	8,107,783	415,051	3,505,580	2,166,417	1,097,337	65.364	33.108
GENERAL CAS CO OF WI	WI	695,748,242	317,878,065	12,985,689	180,203,816	131,751,270	68,086,068	63.933	33.039
GENERAL INS CO OF AMER	NH	108,305,822	105,674,525	2,090,591	-	-	-	0	0
GENERAL REINS CORP	DE	15,320,456,659	11,050,513,739	570,657,742	548,456,289	327,559,758	197,648,493	56.762	34.25
GENERAL SECURITY NATL INS CO	NY	334,433,840	124,529,859	18,256,598	89,297,407	46,803,849	29,780,196	55.261	35.161
GENERAL STAR NATL INS CO	DE	223,344,558	166,419,079	1,461,075	9,822,321	5,538,774	5,291,620	56.609	54.083
GENERALI US BRANCH	NY	59,677,286	27,468,554	15,161	21,866,314	17,481,432	5,859,960	75.637	25.354
GENESIS INS CO	CT	181,586,272	119,386,804	1,577,730	10,441,493	7,611,986	2,762,105	67.45	24.475
GENWORTH FINANCIAL ASSUR CORP	NC	7,259,001	7,219,691	55,579	-	(30,672)	163,316	-163.14	86870.213
GENWORTH MORTGAGE INS CORP	NC	2,627,140,967	1,073,117,152	261,724,135	621,052,573	195,120,378	168,566,603	35.879	30.996
GENWORTH MORTGAGE INS CORP OF NC	NC	335,586,923	148,802,318	24,413,393	61,623,728	27,037,711	240,475	45.97	0.409
GEOVERA INS CO	CA	85,568,643	26,997,108	6,806,992	25,721,031	7,236,432	9,078,168	27.9	35.001
GLOBAL REINS CORP OF AMER	NY	290,422,199	96,192,044	(2,116,554)	(304,833)	1,637,141	7,572,518	-537.062	-2484.153
GOVERNMENT EMPLOYEES INS CO	MD	24,036,209,980	13,930,460,298	1,152,578,106	6,468,251,908	5,212,742,458	743,694,612	82.253	11.735
GRANITE INS ASSN	WA	268,003,650	137,597,519	(2,627,765)	145,001,177	113,647,968	39,605,898	80.532	28.065
GRANITE RE INC	OK	43,629,899	20,039,335	1,943,049	24,634,100	4,641,036	17,804,148	18.933	72.631

Summary of Financial Condition as of December 31, 2015

PROPERTY AND CASUALTY INSURERS (continued)

Company Name	State of Domicile	Admitted Assets	Capital & Surplus	Net Income	Net Premiums Written	Net Losses and LAE	Other Expenses	Net Loss and LAE Ratio	Net Other Expense Ratio
GRANITE STATE INS CO	IL	33,844,595	31,405,213	394,731	-	-	-	0	0
GRAY INS CO	LA	286,447,413	105,101,969	6,486,644	67,052,963	36,849,254	28,638,291	54.8	42.6
GREAT AMER ALLIANCE INS CO	OH	29,858,215	29,805,202	617,655	-	-	-	0	0
GREAT AMER ASSUR CO	OH	19,505,526	19,504,626	295,345	-	-	-	0	0
GREAT AMER INS CO	OH	6,110,911,026	1,550,905,599	294,204,547	2,354,174,533	1,278,225,923	809,003,712	55.59	35.183
GREAT AMER INS CO OF NY	NY	48,280,643	48,268,099	1,099,801	-	-	-	0	0
GREAT AMER SECURITY INS CO	OH	16,751,026	16,750,276	276,825	-	-	-	0	0
GREAT AMER SPIRIT INS CO	OH	18,443,107	18,423,774	345,811	-	-	-	0	0
GREAT DIVIDE INS CO	ND	224,667,990	68,103,252	1,821,327	-	-	-	0	0
GREAT MIDWEST INS CO	TX	211,106,239	107,574,507	6,119,742	93,452,582	63,345,862	29,637,144	63.782	29.841
GREAT NORTHERN INS CO	IN	1,647,473,096	469,229,671	81,179,529	391,341,076	218,921,407	114,337,662	56.5	29.5
GREAT NORTHWEST INS CO	MN	20,079,806	6,877,452	(29,151)	-	690,686	469,426	0	0
GREAT WEST CAS CO	NE	1,953,071,112	586,242,204	70,549,627	849,210,465	578,266,304	178,613,099	71.421	22.06
GREATERN NY MUT INS CO	NY	942,047,234	443,939,048	13,387,865	228,820,132	153,924,796	70,556,709	68.678	31.481
GREENWICH INS CO	DE	1,088,280,737	350,404,145	21,044,018	159,256,220	109,741,864	55,898,331	71.197	36.265
GUARANTEE CO OF N AMER USA	MI	206,802,059	169,553,378	4,875,197	41,191,582	10,317,940	26,666,382	26.234	67.8
GUARANTEE INS CO	FL	393,684,923	46,818,791	9,085,734	64,828,635	61,705,347	19,604,148	73.755	23.432
GUIDEONE AMER INS CO	IA	12,662,144	10,617,587	177,197	-	-	-	0	0
GUIDEONE ELITE INS CO	IA	30,765,668	24,640,446	380,985	-	-	-	0	0
GUIDEONE MUT INS CO	IA	1,232,046,553	464,107,062	19,562,082	360,224,411	243,588,074	122,860,649	67.055	33.821
GUIDEONE SPECIALTY MUT INS CO	IA	265,383,196	98,090,369	4,099,102	90,056,103	60,897,018	31,105,408	67.055	34.251
HALLMARK INS CO	AZ	288,644,379	102,447,339	6,794,115	120,965,911	73,237,190	34,081,968	65.562	30.51
HAMILTON INS CO	DE	26,570,968	21,504,093	(7,894,341)	1,040,985	167,943	8,074,463	82.814	3981.569
HANOVER AMER INS CO	NH	29,888,593	29,838,800	652,910	-	-	-	0	0
HANOVER INS CO	NH	6,926,338,802	2,188,041,013	128,760,773	3,046,295,244	1,979,237,714	1,069,308,709	66.439	35.894
HARCO NATL INS CO	IL	323,468,273	164,657,632	5,474,481	86,035,835	46,995,820	28,711,683	61.656	37.668
HARLEYSVILLE INS CO	PA	137,250,985	25,676,404	487,084	-	-	-	0	0
HARTFORD ACCIDENT & IND CO	CT	11,521,714,780	3,276,622,216	582,250,834	3,444,717,109	2,232,147,566	1,026,784,686	66.069	30.392
HARTFORD CAS INS CO	IN	2,249,932,482	904,394,974	94,976,671	579,563,906	375,552,511	172,753,618	66.069	30.392
HARTFORD FIRE IN CO	CT	25,426,328,776	13,440,523,069	1,188,281,889	4,373,073,119	2,833,714,408	1,303,510,796	66.069	30.392
HARTFORD INS CO OF THE MIDWEST	IN	595,620,171	473,307,834	20,440,816	52,687,629	34,141,138	15,704,874	66.069	30.392
HARTFORD STEAM BOIL INSPEC & INS CO	CT	1,293,018,352	635,776,073	151,460,984	271,534,587	115,055,283	175,592,863	27.268	41.615
HARTFORD STEAM BOIL INSPEC INS CO CT	CT	83,070,130	44,452,995	11,628,633	11,140,848	5,136,410	(2,761,273)	28.865	-15.518
HARTFORD UNDERWRITERS INS CO	CT	1,590,016,547	608,817,896	66,052,129	421,501,025	273,129,099	125,638,995	66.069	30.392
HDI GERLING AMER INS CO	IL	268,182,400	132,717,495	11,357,824	8,428,158	8,988,065	(12,881,077)	107.036	-153.397
HERITAGE CAS INS CO	KS	64,436,217	64,011,944	2,485,396	-	-	833,320	0	0
HERITAGE IND CO	CA	155,332,938	38,936,374	218,683	57,868,902	39,075,885	11,419,811	83.96	24.537
HIGHMARK CAS INS CO	PA	457,236,117	173,142,556	7,225,858	282,923,053	218,240,996	62,055,355	76.624	21.788
HISCOX INS CO INC	IL	190,250,845	61,316,535	5,556,957	50,449,701	25,816,931	8,327,850	60.756	19.598
HOLYOKE MUT INS CO IN SALEM	MA	215,431,673	99,453,131	4,513,038	101,174,130	73,227,212	30,432,717	70.718	29.39
HOMESITE INS CO	CT	134,145,636	85,770,270	1,460,642	-	-	(621,414)	0	0
HOMESITE INS CO OF THE MIDWEST	ND	339,602,598	100,714,322	1,594,485	-	-	(256,334)	0	0
HORACE MANN INS CO	IL	447,522,141	186,380,730	15,645,098	247,212,746	172,327,640	64,894,150	70.859	26.684
HORACE MANN PROP & CAS INS CO	IL	287,602,160	122,783,151	14,257,409	159,180,463	110,962,188	41,927,865	70.86	26.775
HOUSING AUTHORITY PROP A MUT CO	VT	165,031,396	119,325,942	8,749,418	41,300,236	21,000,065	15,628,504	51.648	38.437

Summary of Financial Condition as of December 31, 2015

PROPERTY AND CASUALTY INSURERS (continued)

Company Name	State of Domicile	Admitted Assets	Capital & Surplus	Net Income	Net Premiums Written	Net Losses and LAE	Other Expenses	Net Loss and LAE Ratio	Net Other Expense Ratio
HOUSING ENTERPRISE INS CO INC	VT	71,328,367	32,499,602	552,804	21,707,154	12,690,634	7,703,034	64.145	38.935
HUDSON INS CO	DE	1,082,816,423	457,868,064	39,971,952	149,374,478	112,779,154	34,521,949	76.033	23,274
IDAHO COUNTIES RISK MGMT PROGRAM	ID	73,321,238	28,552,133	905,693	23,658,490	16,587,460	6,490,398	71.41	27,942
IDAHO STATE INS FUND	ID	710,856,857	201,414,682	9,618,516	221,634,894	184,479,525	35,912,498	82.83	16.124
IDS PROP CAS INS CO	WI	1,661,810,013	683,602,591	(44,382,227)	1,068,231,149	1,019,531,181	172,947,929	97.713	16.575
ILLINOIS INS CO	IA	43,203,601	28,770,187	6,072,864	19,101,173	4,677,507	5,424,408	24.597	28.525
ILLINOIS NATL INS CO	IL	41,525,397	37,878,580	431,190	-	-	-	0	0
IMPERIUM INS CO	TX	382,450,874	177,869,952	566,540	116,749,639	96,178,025	37,923,528	73.986	29.173
INDEMNITY CO OF CA	CA	20,327,224	15,542,998	(315,043)	2,748,468	342,133	2,318,177	19.895	134.804
INDEMNITY INS CO OF NORTH AMER	PA	438,557,060	120,723,525	8,747,507	95,159,519	66,771,421	18,775,457	72.821	20.475
INDEPENDENCE AMER INS CO	DE	115,949,999	63,412,331	2,960,005	149,815,031	99,352,938	47,289,995	66.768	31.78
INDIANA LUMBERMENS MUT INS CO	IN	52,156,958	15,121,661	(573,249)	15,575,797	9,786,244	5,104,990	68.268	35.612
INFINITY INS CO	IN	1,992,728,256	652,776,277	61,439,843	1,360,927,448	1,028,831,228	320,353,364	77.098	24.006
INSURANCE CO OF N AMER	PA	883,791,037	233,563,545	8,593,082	237,898,796	166,943,543	46,938,642	72.821	20.475
INSURANCE CO OF THE STATE OF PA	PA	223,875,651	77,185,183	13,625,219	1	-	-	0	0
INSURANCE CO OF THE WEST	CA	1,916,957,367	753,314,618	90,392,050	744,084,554	471,703,620	169,845,898	62.995	22.683
INTEGON IND CORP	NC	67,264,499	37,315,552	(2,194,830)	-	-	(417,995)	0	0
INTEGON NATL INS CO	NC	2,339,490,227	448,338,975	(9,995,072)	1,155,268,718	636,602,959	309,985,664	75.194	36.615
INTERNATIONAL FIDELITY INS CO	NJ	203,095,057	83,877,024	1,355,604	101,362,277	19,832,891	78,646,487	19.3	76.6
INTREPID INS CO	MI	33,546,996	29,530,556	323,285	-	(4,278)	346,551	0	0
IRONSHORE IND INC	MIN	359,823,487	153,969,189	(48,100)	51,634,577	46,466,532	20,871,534	77.454	34.79
JEFFERSON INS CO	NY	78,272,835	51,971,496	6,256,373	86,353,697	25,415,293	47,368,299	29.822	55.582
JEWELERS MUT INS CO	WI	365,317,184	226,469,665	15,464,472	165,904,993	71,648,828	69,491,632	44.95	43.596
KEMPER FINANCIAL IND CO	IL	20,088,057	20,069,304	155,941	-	-	-	0	0
KEY RISK INS CO	IA	47,398,837	29,808,272	836,187	-	-	-	0	0
KNIGHTBROOK INS CO	DE	207,186,084	46,360,156	(8,593,905)	11,851,435	37,313,536	6,124,518	173.624	28.498
LAMORAK INS CO	PA	26,420,491	23,309,038	(2,037,328)	-	-	30,000	0	0
LANCER INS CO	IL	632,709,863	182,989,344	(4,943,545)	262,979,027	208,637,505	73,828,250	81.806	28.948
LANDCAR CAS CO	UT	38,493,140	15,563,823	1,536,644	10,989,175	4,780,005	780,961	65.385	10.683
LEXINGTON NATL INS CORP	FL	55,732,022	16,910,522	2,527,525	11,513,131	394,967	8,665,294	3.528	77.4
LEXON INS CO	TX	209,968,844	52,568,357	1,279,217	69,635,952	15,703,275	51,145,514	23.895	77.825
LIBERTY AMER SELECT INS CO	FL	8,250,654	8,191,073	98,800	-	(32,571)	142,103	0	0
LIBERTY INS CORP	IL	244,776,659	239,656,676	16,630,700	-	-	-	0	0
LIBERTY INS UNDERWRITERS INC	IL	214,324,261	125,639,611	2,802,635	-	-	-	0	0
LIBERTY MUT FIRE INS CO	WI	5,477,772,126	1,398,990,964	252,083,418	2,050,574,054	1,365,502,619	622,454,710	68.377	31.169
LIBERTY MUT INS CO	MA	42,343,216,506	15,815,267,613	973,020,712	12,816,087,832	8,534,391,377	3,918,085,958	68.377	31.391
LIBERTY NORTHWEST INS CORP	OR	66,178,943	53,798,355	882,824	-	-	-	0	0
LM GEN INS CO	IL	11,010,668	10,750,740	476,782	-	-	-	0	0
LM INS CORP	IL	119,636,219	115,212,411	1,544,128	-	-	(725)	0	0
LM PROP & CAS INS CO	IN	64,551,264	35,751,516	(449,413)	17	1,086,997	1	6394100	5.882
LYNDON PROP INS CO	MO	364,333,982	154,984,533	16,898,143	65,051,900	44,230,067	12,190,405	60.47	16.666
LYNDON SOUTHERN INS CO	DE	130,818,839	42,621,967	4,813,107	75,648,337	25,618,227	37,425,862	37.889	55.353
MAIDEN REINS N AMER INC	MO	1,239,951,385	294,337,969	17,438,643	416,426,780	284,896,254	126,822,079	69.851	31.094
MAIDSTONE INS CO	NY	53,336,462	13,793,341	(5,402,111)	28,403,242	20,252,274	10,158,040	93.503	46.899
MANUFACTURERS ALLIANCE INS CO	PA	182,878,267	59,189,338	178,669	44,884,332	39,239,720	11,602,011	83.142	24.582

Summary of Financial Condition as of December 31, 2015

PROPERTY AND CASUALTY INSURERS (continued)

Company Name	State of Domicile	Admitted Assets	Capital & Surplus	Net Income	Net Premiums Written	Net Losses and LAE	Other Expenses	Net Loss and LAE Ratio	Net Other Expense Ratio
MAPFRE INS CO	NJ	78,067,475	21,904,383	(2,193,743)	51,531,051	38,261,118	11,968,551	84.07	26.298
MARKEL AMER INS CO	VA	329,312,720	136,462,059	15,938,673	129,832,195	68,638,994	50,519,973	52.263	38.467
MARKEL INS CO	IL	1,459,208,083	352,870,983	8,817,210	534,216,889	366,279,094	198,654,365	68.18	36.978
MARYLAND CAS CO	MD	165,841,305	155,133,699	4,619,576	-	-	-	0	0
MASSACHUSETTS BAY INS CO	NH	64,230,940	64,216,862	1,491,051	-	-	-	0	0
MAXUM CAS INS CO	DE	51,916,129	18,214,308	1,410,609	13,149,813	8,203,985	4,266,892	63.068	32.802
MBIA INS CORP	NY	796,841,809	609,093,818	24,606,103	87,015,433	104,849,951	22,271,042	81.751	17.365
MEDICAL INS EXCH OF CA	CA	390,614,762	173,676,018	1,567,513	51,268,213	42,700,307	9,017,261	82.426	17.406
MEDICAL PROTECTIVE CO	IN	2,790,355,606	1,570,791,414	130,132,914	226,451,495	127,807,468	53,586,777	59.538	24.963
MEDICUS INS CO	TX	67,097,437	34,263,785	842,101	-	16,903,235	(16,913,114)	0	0
MEDMARC CAS INS CO	VT	260,399,412	184,080,027	8,005,984	25,748,601	10,224,234	9,573,636	47.518	44.494
MEMIC IND CO	NH	385,855,775	125,642,663	497,990	142,239,248	101,411,214	34,269,719	78.089	26.389
MENDOTA INS CO	MN	118,264,816	38,721,363	4,832,850	104,105,125	85,655,956	32,933,963	77.004	29.607
MERASTAR INS CO	IL	32,242,201	11,438,443	514,454	-	-	-	0	0
MERCHANTS BONDING CO A MUT	IA	160,466,599	96,893,859	5,599,302	73,184,845	5,534,579	49,049,093	8.802	78.008
MERCHANTS NATL BONDING INC	IA	24,149,531	12,294,079	753,127	9,979,752	754,868	6,693,380	8.804	78.065
MERITPLAN INS CO	CA	13,875,441	13,109,314	187,644	(21,667)	141,825	14,579	-654.567	-67.287
METROPOLITAN CAS INS CO	RI	203,694,551	54,442,795	1,661,353	-	-	-	0	0
METROPOLITAN DRT PROP & CAS INS CO	RI	129,389,431	31,216,616	951,857	-	-	-	0	0
METROPOLITAN GEN INS CO	RI	42,125,694	37,284,587	1,127,555	-	-	-	0	0
METROPOLITAN GRP PROP & CAS INS CO	RI	651,109,856	379,165,875	3,351,565	-	-	1,388	0	0
METROPOLITAN PROP & CAS INS CO	RI	5,599,133,504	2,335,471,214	191,645,721	3,524,250,114	2,433,240,324	939,404,304	70.22	27.11
MGA INS CO INC	TX	258,495,848	100,532,591	7,173,711	226,552,649	157,874,547	58,567,923	72.102	26.748
MAGIC ASSUR CORP GEN ACCOUNT	WI	6,741,067	6,535,379	89,145	34,137	21,736	132,329	62.333	379.482
MAGIC IND CORP	WI	136,938,898	91,023,814	6,839,500	16,319,524	614,030	3,100,169	3.882	19.599
MIC GEN INS CORP	MI	43,226,053	19,041,994	(52,324)	-	-	-	0	0
MIC PROP & CAS INS CORP	MI	92,001,235	54,084,350	137,762	-	-	367	0	0
MICHIGAN MILLERS MUT INS CO	MI	169,766,646	50,573,434	6,049,239	52,068,226	51,520,740	25,619,403	74.072	36.834
MID CENTURY INS CO	CA	3,904,871,743	1,023,642,724	45,133,504	2,388,911,132	1,659,184,131	821,429,255	68.298	33.813
MID CONTINENT ASSUR CO	OH	30,166,457	19,259,095	617,892	3,936,556	2,606,145	1,715,079	62.317	41.01
MID CONTINENT CAS CO	OH	488,315,616	153,610,631	10,849,005	123,345,427	85,398,696	54,031,113	65.171	41.233
MIDDLESEX INS CO	WI	695,164,692	249,860,549	15,800,781	187,702,004	131,538,686	54,640,091	72.736	30.214
MIDVALE IND CO	IL	13,379,043	12,787,741	314,551	-	-	-	0	0
MIDWEST EMPLOYERS CAS CO	DE	140,066,028	102,725,972	3,406,125	-	-	-	0	0
MIDWEST FAMILY MUT INS CO	IA	197,391,112	54,030,016	4,558,368	106,091,161	72,025,758	25,574,525	71.075	25.237
MILBANK INS CO	IA	592,933,971	142,177,819	12,223,853	274,282,163	187,414,815	93,705,341	68.489	34.244
MILWAUKEE CAS INS CO	WI	70,255,605	22,227,351	5,860,711	23,133,735	9,870,034	(3,416,321)	58.54	-20.262
MINNESOTA LAWYERS MUT INS CO	MN	168,591,012	79,309,521	4,310,606	32,255,509	22,184,943	7,773,061	71.4	25
MITSUI SUMITOMO INS CO OF AMER	NY	904,315,923	335,311,668	21,279,256	174,423,265	127,031,619	50,094,626	71.237	28.092
MITSUI SUMITOMO INS USA INC	NY	132,908,636	62,380,048	946,229	23,018,874	15,878,953	6,225,886	71.237	27.931
MMIC INS INC	MN	718,079,190	327,121,055	36,866,258	108,686,558	82,639,524	22,703,303	77.368	21.255
MONTEREY INS CO	CA	89,835,341	34,057,329	1,161,894	39,320,906	29,070,570	13,320,877	69.915	32.037
MORTGAGE GUAR INS CORP	WI	4,274,846,978	1,573,889,849	(77,862,725)	905,462,727	294,877,005	135,931,967	36.793	16.961
MOSAIC INS CO	DE	16,437,662	15,084,380	(1,572,742)	-	-	2,454,829	0	0
MOTORISTS COMMERCIAL MUT INS CO	OH	347,628,625	150,094,619	3,274,027	132,735,655	86,063,507	49,808,437	64.449	37.299

Summary of Financial Condition as of December 31, 2015

PROPERTY AND CASUALTY INSURERS (continued)

Company Name	State of Domicile	Admitted Assets	Capital & Surplus	Net Income	Net Premiums Written	Net Losses and LAE	Other Expenses	Net Loss and LAE Ratio	Net Other Expense Ratio
MOTORS INS CORP	MI	2,077,380,520	746,809,993	115,128,650	420,503,168	265,565,987	142,360,386	54.713	29.33
MOUNTAIN STATES IND CO	NM	51,766,643	32,702,887	1,031,523	7,316,847	5,136,633	2,714,883	67.184	35.509
MOUNTAIN STATES MUT CAS CO	NM	153,934,178	80,093,268	(4,088,699)	35,000,899	29,426,455	14,352,206	85.372	41.638
MOUNTAIN VALLEY IND CO	NY	46,926,835	19,624,507	3,292,898	9,982,494	7,562,375	1,569,958	72.59	15.07
MUNICH REINS AMER INC	DE	17,497,921,694	4,957,392,025	436,610,943	3,120,387,684	1,937,040,411	1,085,752,346	62.394	34.973
MUNICIPAL ASSUR COR	NY	1,509,306,022	729,507,549	101,919,228	(4,782,826)	-	16,737,551	0	14.177
MUTUAL OF ENUMICLAW INS CO	OR	696,996,745	290,027,177	(11,587,075)	376,062,165	281,153,181	117,670,405	77.468	32.422
NATIONAL AMER INS CO	OK	188,488,103	65,541,254	6,119,703	68,396,956	39,497,321	27,306,410	55.6	38.4
NATIONAL AMER INS CO OF CA	CA	35,529,854	14,738,285	(831,868)	43,541	(557,568)	1,737,212	-911.491	2839.927
NATIONAL CAS CO	WI	288,523,143	134,077,487	5,545,965	-	-	-	0	0
NATIONAL CONTINENTAL INS CO	NY	138,976,133	51,704,499	15,852,839	14,599,984	7,451,470	14,838,717	48.876	97.331
NATIONAL FARMERS UNION PROP & CAS	WI	139,696,749	43,271,218	2,241,159	49,127,386	35,777,727	18,570,059	63.921	33.177
NATIONAL FIRE INS CO OF HARTFORD	IL	125,166,013	125,099,213	4,044,896	-	-	-	0	0
NATIONAL GEN ASSUR CO	MO	39,847,964	16,819,026	129,739	-	-	2,032	0	0
NATIONAL GEN INS CO	MO	53,558,777	26,294,054	378,060	-	-	150	0	0
NATIONAL GENERAL INS ONLINE INC	MO	36,536,089	11,339,515	218,204	-	-	7,888	0	0
NATIONAL IND CO	NE	161,776,678,504	89,828,618,689	7,270,906,162	18,456,561,917	13,149,307,912	3,341,882,823	75.1	19.1
NATIONAL INS ASSN	IN	13,470,652	13,468,588	173,153	-	-	-	0	0
NATIONAL INS CO OF WI INS	WI	20,893,022	17,485,091	(177,721)	5,149,511	3,982,076	2,195,564	77.329	42.636
NATIONAL INTERSTATE INS CO	OH	1,200,140,217	295,596,102	12,547,813	295,290,559	220,719,781	81,204,623	75.109	27.633
NATIONAL LIAB & FIRE INS CO	CT	2,377,333,413	957,084,188	(12,456,748)	762,080,983	500,609,681	233,265,387	68.9	32.1
NATIONAL MORTGAGE INS CORP	WI	487,699,415	366,890,055	(50,306,596)	103,907,204	578,431	75,639,251	1.38	180.445
NATIONAL PUBLIC FINANCE GUAR CORP	NY	4,676,577,198	2,477,542,677	283,836,379	17,323,464	(9,884,840)	61,055,780	-2.827	17.462
NATIONAL SPECIALTY INS CO	TX	78,539,999	46,018,904	3,317,679	24,967,298	11,829,912	9,410,408	49.125	39.078
NATIONAL SURETY CORP	IL	212,814,591	140,099,497	11,993,474	-	-	-	0	0
NATIONAL UNION FIRE INS CO OF PITTS	PA	26,764,167,828	6,682,831,434	110,586,389	5,564,396,978	4,764,287,987	1,649,656,355	88.796	30.746
NATIONWIDE AFFINITY CO OF AMER	OH	407,671,810	12,585,910	(477,050)	-	-	-	0	0
NATIONWIDE AGRIBUSINESS INS CO	IA	544,595,482	71,630,706	4,191,070	-	-	-	0	0
NATIONWIDE ASSUR CO	WI	144,087,826	60,957,152	1,006,705	-	-	-	0	0
NATIONWIDE GEN INS CO	OH	346,985,272	22,715,653	277,418	-	-	-	0	0
NATIONWIDE INS CO OF AMER	WI	484,374,585	152,284,291	(620,528)	-	-	-	0	0
NATIONWIDE MUT FIRE INS CO	OH	5,938,418,248	2,604,333,068	(10,617,531)	2,242,521,865	1,565,708,608	742,802,107	71.055	33.71
NATIONWIDE MUT INS CO	OH	35,923,712,072	12,315,875,046	184,127,500	15,510,776,228	10,829,484,481	5,137,713,073	71.055	33.71
NATIONWIDE PROP & CAS INS CO	OH	624,183,561	47,588,465	(6,848,121)	-	-	-	0	0
NAU COUNTRY INS CO	MN	1,305,865,483	309,317,657	19,687,590	343,900,419	242,312,782	125,769,445	63.921	33.177
NAVIGATORS INS CO	NY	2,568,520,245	950,265,790	58,682,826	757,116,950	451,264,720	252,788,292	62.437	34.976
NCMIC INS CO	IA	713,011,877	261,731,056	17,695,548	145,613,078	84,280,163	42,554,229	58.143	29.357
NETHERLANDS INS CO THE	NH	92,014,602	86,613,095	1,482,402	-	-	-	0	0
NEVADA GEN INS CO	NV	20,226,068	12,555,308	(1,723,293)	13,861,823	9,928,785	6,300,687	74.559	47.314
NEW ENGLAND INS CO	CT	37,714,721	35,195,161	864,590	107	90,000	3,052	84246.026	2857.119
NEW ENGLAND REINS CORP	CT	38,729,791	36,195,210	1,283,578	107	90,000	3,052	84222.356	2856.401
NEW HAMPSHIRE INS CO	IL	239,031,799	79,594,211	7,514,802	-	-	-	0	0
NEW YORK MARINE & GEN INS CO	NY	1,191,894,296	379,230,762	(8,278,455)	401,202,461	259,964,570	144,247,483	70.305	39.01
NGM INS CO	FL	2,344,819,808	1,020,638,037	66,247,103	967,570,934	661,026,077	313,496,744	67.952	32.227
NORGUARD INS CO	PA	615,676,389	166,221,020	19,781,561	188,330,540	96,907,688	37,651,201	59.882	23.266

Summary of Financial Condition as of December 31, 2015

PROPERTY AND CASUALTY INSURERS (continued)

Company Name	State of Domicile	Admitted Assets	Capital & Surplus	Net Income	Net Premiums Written	Net Losses and LAE	Other Expenses	Net Loss and LAE Ratio	Net Other Expense Ratio
NORTH AMER ELITE INS CO	NH	129,097,562	34,517,148	1,370,266	4	291,100	(2,217,997)	727,500	-554,992.5
NORTH AMER SPECIALTY INS CO	NH	576,748,885	395,345,991	9,453,379	2,791,697	1,500,475	(6,003,371)	16.62	-66.495
NORTH PACIFIC INS CO	OR	7,837,349	7,791,365	75,408	-	-	-	0	0
NORTH POINTE INS CO	PA	93,904,924	24,976,760	1,671,264	36,849,891	22,767,644	11,800,798	63.921	33.131
NORTH RIVER INS CO	NJ	1,030,464,864	306,237,006	55,291,294	365,577,973	214,508,665	122,326,244	64.072	36.538
NORTHERN INS CO OF NY	NY	34,996,218	31,063,177	702,416	-	-	-	0	0
NORTHLAND CAS CO	CT	107,733,718	37,040,075	4,562,506	29,091,203	16,822,614	8,821,269	58.739	30.801
NORTHLAND INS CO	CT	1,171,561,548	544,042,225	62,078,335	233,509,056	146,597,202	76,871,301	58.739	30.801
NORTHWEST DENTISTS INS CO	WA	21,165,644	11,568,343	1,869,867	6,310,554	1,888,726	2,249,277	29.84	35.536
NOVA CAS CO	NY	94,308,693	91,763,833	3,891,526	-	-	-	0	0
NUTMEG INS CO	CT	706,647,297	530,621,077	102,635,126	73,762,678	47,797,593	21,986,824	66.069	30.392
OAK RIVER INS CO	NE	594,700,423	200,431,712	18,200,228	110,859,105	64,666,719	25,429,119	60.5	23.8
OAKWOOD INS CO	TN	67,935,939	30,292,209	712,773	1,019	-	759,700	0	6751.688
OBI NATL INS CO	PA	13,139,343	13,116,004	81,423	-	-	-	0	0
OCCIDENTAL FIRE & CAS CO OF NC	NC	542,241,015	145,462,105	2,761,101	123,368,507	97,580,765	37,290,432	70.355	26.886
ODYSSEY REINS CO	CT	7,308,174,273	3,288,510,260	449,642,016	1,575,487,299	876,542,553	511,028,823	52.203	30.435
OHC INS CO	OH	97,134,943	55,940,629	7,273,624	-	(8,832,657)	1,917,847	0	0
OHIO CAS INS CO	NH	5,578,553,264	1,637,429,540	157,425,960	2,050,574,054	1,365,502,619	622,454,710	68.377	31.169
OHIO IND CO	OH	145,236,047	45,488,361	10,459,404	67,612,235	29,293,894	29,437,710	42.947	43.158
OHIO SECURITY INS CO	NH	16,092,026	15,473,707	289,091	-	-	-	0	0
OLD REPUBLIC GEN INS CORP	IL	2,004,034,724	500,169,763	60,641,569	311,427,304	254,073,999	17,778,916	81.715	5.718
OLD REPUBLIC INS CO	PA	2,668,770,721	1,033,986,153	98,894,276	420,922,086	221,401,902	130,882,102	53.497	31.625
OLD REPUBLIC SECURITY ASSUR CO	IL	1,092,490,397	184,264,556	(47,284,669)	329,947,520	371,133,638	69,385,771	106.354	19.884
OLD REPUBLIC SURETY CO	WI	115,080,869	58,347,404	9,124,429	47,047,449	4,983,510	33,126,961	10.74	71.391
OLD UNITED CAS CO	KS	540,090,234	184,054,264	33,165,193	141,701,116	45,876,420	41,729,771	43.389	39.467
OREGON AUTOMOBILE INS CO	OR	8,199,275	7,786,068	56,920	-	-	-	0	0
OREGON MUT INS CO	OR	236,248,996	68,260,393	(17,753,293)	126,672,883	116,625,935	43,592,740	87.238	32.608
OWNERS INS CO	OH	3,883,022,410	1,557,700,771	179,662,998	1,705,890,686	1,057,712,252	506,482,001	61.623	29.508
PACIFIC COMPENSATION INS CO	CA	283,423,371	87,066,971	(5,553,827)	101,821,215	76,586,938	36,807,844	76.605	36.817
PACIFIC EMPLOYERS INS CO	PA	3,541,625,095	1,240,372,486	69,496,126	846,919,725	594,319,064	167,101,567	72.821	20.475
PACIFIC IND CO	WI	6,916,030,245	2,930,245,522	449,655,054	1,691,860,682	948,321,832	487,913,234	56.7	29.2
PACIFIC PIONEER INS CO	CA	24,767,108	7,174,971	16,082	6,624,656	5,158,377	2,300,950	78.607	35.064
PACIFIC SPECIALTY INS CO	CA	304,904,398	132,963,137	15,318,938	180,400,315	99,457,864	74,620,682	55.478	41.623
PACIFIC STAR INS CO	WI	12,455,770	10,326,640	263,784	1,607,683	888,647	588,471	52.905	35.034
PACO ASSUR CO INC	IL	70,323,273	33,498,880	1,352,631	9,952,712	7,224,107	2,789,643	69.38	26.792
PARTNERE AMER INS CO	DE	375,828,870	128,353,619	5,597,729	32,226,112	29,063,022	(1,950,437)	90.277	-6.059
PARTNERE INS CO OF NY	NY	128,509,868	109,372,897	3,027,906	178,535	(1,071,091)	164,109	-599.933	91.92
PEACHTREE CAS INS CO	FL	26,385,218	7,193,039	(7,027,787)	13,567,980	16,934,021	7,642,574	97.533	44.018
PEAK PROP & CAS INS CORP	WI	45,996,669	38,976,818	905,819	-	-	-	0	0
PEERLESS IND INS CO	IL	190,850,978	183,675,352	3,978,432	-	-	-	0	0
PEERLESS INS CO	NH	13,172,391,683	3,316,749,774	304,624,719	5,126,435,136	3,413,756,551	1,556,136,784	68.377	31.169
PEMCO MUT INS CO	WA	706,848,668	259,004,957	10,163,107	396,581,887	293,483,721	110,963,229	77.011	29.117
PENIN AMER INS CO	PA	155,000,074	83,143,733	8,339,075	21,165,115	13,359,968	6,595,367	60.518	29.876
PENIN MILLERS INS CO	PA	122,372,117	66,369,471	5,268,456	-	-	(4,599,215)	0	0
PENNSYLVANIA LUMBERMENS MUT INS	PA	457,197,877	106,248,571	6,310,590	155,757,967	97,862,428	50,372,564	68.264	35.103

Summary of Financial Condition as of December 31, 2015

PROPERTY AND CASUALTY INSURERS (continued)

Company Name	State of Domicile	Admitted Assets	Capital & Surplus	Net Income	Net Premiums Written	Net Losses and LAE	Other Expenses	Net Loss and LAE Ratio	Net Other Expense Ratio
PENNSYLVANIA MANUFACTURERS ASSOC INS	PA	821,901,371	251,734,621	6,005,333	134,652,997	117,719,153	34,806,028	83.142	24.582
PENNSYLVANIA MANUFACTURERS IND CO	PA	193,933,250	69,494,361	642,112	44,884,332	39,239,720	11,602,011	83.142	24.582
PENNSYLVANIA NATL MUT CAS INS CO	PA	1,233,630,334	571,412,957	14,568,733	330,924,816	212,769,067	110,842,750	64.966	33.844
PERMANENT GEN ASSUR CORP	OH	313,074,798	112,690,961	3,351,533	262,598,057	161,461,927	94,095,840	69.988	40.787
PETROLEUM CAS CO	TX	33,391,311	22,829,850	2,338,596	5,635,434	3,727,999	1,636,828	65.782	28.882
PHARMACISTS MUT INS CO	IA	269,087,094	105,778,085	9,461,726	92,079,068	53,401,787	30,888,914	58.964	34.106
PHILADELPHIA IND INS CO	PA	7,361,508,442	2,047,520,679	311,242,822	2,696,183,473	1,579,662,501	788,029,390	60.448	30.155
PHOENIX INS CO	CT	4,175,204,457	1,746,037,136	312,839,927	1,039,773,039	600,808,266	315,046,421	58.693	30.777
PHYSICIANS INS A MUT CO	WA	471,048,802	219,956,050	6,910,137	76,301,471	60,145,162	14,408,108	84.389	20.216
PIONEER SPECIALTY INS CO	MIN	60,956,051	25,765,030	2,029,472	27,250,564	16,790,792	6,891,383	65.184	26.753
PLANS LIAB INS CO	OH	77,929,062	33,573,896	(3,662,063)	3,971,945	7,364,213	3,209,570	186.769	81.4
PLATTE RIVER INS CO	NE	127,762,605	42,224,492	1,379,016	33,041,342	16,822,532	14,768,648	54.768	48.082
PLAZA INS CO	IA	61,888,677	26,787,433	383,658	-	-	-	0	0
PMI INS CO	AZ	104,479,659	63,393,018	2,511,185	16,215,783	6,039,083	5,046,688	48.694	40.692
PMI MORTGAGE INS CO	AZ	1,028,206,469	(1,481,844,942)	(34,956,755)	202,390,879	264,991,171	17,010,043	129.961	8.342
PODIATRY INS CO OF AMER	IL	308,398,041	124,350,425	7,931,331	46,609,010	33,321,566	10,674,175	70.319	22.526
PRAETORIAN INS CO	PA	871,524,878	243,929,350	13,316,604	300,692,892	219,545,138	113,952,182	63.921	33.177
PREFERRED PROFESSIONAL INS CO	NE	295,126,423	156,867,878	7,336,066	36,402,331	28,383,582	5,104,969	77.745	13.983
PREVISOR INS CO	CO	10,012,629	8,123,584	(306,553)	21,326	56,022	652,459	2242.674	26119.255
PROASSURANCE IND CO INC	AL	1,382,627,571	556,332,395	84,050,302	197,388,194	103,571,414	37,419,511	52.165	18.847
PRODUCERS AGRICULTURE INS CO	TX	481,425,265	60,932,463	(4,890,864)	25,858	(3)	8,516,610	-0.012	32936.074
PROFESSIONALS ADVOCATE INS CO	MD	133,991,438	102,717,919	2,295,338	5,495,424	3,055,585	3,144,959	51.289	52.789
PROFESSIONALS DIRECT INS CO	MI	22,822,287	22,799,869	458,567	-	-	-	0	0
PROGRESSIVE ADVANCED INS CO	OH	395,956,797	167,405,594	9,941,456	284,996,881	204,785,316	55,574,127	74.508	20.22
PROGRESSIVE CAS INS CO	OH	6,243,560,407	1,610,091,650	450,804,328	5,050,259,192	3,535,820,481	1,037,521,666	71.645	21.023
PROGRESSIVE CLASSIC INS CO	WI	348,822,966	99,452,125	19,324,756	309,199,542	216,478,805	63,521,735	71.645	21.023
PROGRESSIVE DIRECT INS CO	OH	5,835,292,995	1,783,103,418	265,627,264	5,521,814,542	3,967,715,491	1,076,748,703	74.508	20.22
PROGRESSIVE MAX INS CO	OH	433,920,244	138,500,791	18,591,196	427,495,319	307,177,972	83,361,190	74.508	20.22
PROGRESSIVE NORTHERN INS CO	WI	1,408,390,029	396,857,565	88,159,341	1,236,798,170	865,915,220	254,086,939	71.645	21.023
PROGRESSIVE NORTHWESTERN INS CO	OH	1,372,010,756	396,180,028	84,490,079	1,236,798,170	865,915,220	254,086,939	71.645	21.023
PROGRESSIVE PREFERRED INS CO	OH	705,544,828	198,709,297	43,015,925	618,399,085	432,957,610	127,043,469	71.645	21.023
PROGRESSIVE PREMIER INS CO OF IL	OH	233,838,972	59,523,442	5,226,203	142,498,441	102,392,658	27,787,063	74.508	20.22
PROGRESSIVE SPECIALTY INS CO	OH	864,748,854	266,395,627	48,303,480	721,465,600	505,117,212	148,217,381	71.645	21.023
PROGRESSIVE WEST INS CO	OH	135,931,716	34,277,112	1,301,095	30,104,899	24,215,030	6,638,038	79.922	21.909
PROPERTY & CAS INS CO OF HARTFORD	IN	235,556,336	107,828,751	13,386,279	52,687,629	34,141,138	15,704,874	66.069	30.392
PROSECT INS CO	MA	82,605,235	24,483,560	458,812	-	-	-	0	0
PROSECT NATL INS CO INC	AZ	14,833,438	13,044,559	185,127	-	-	83,016	0	0
PROTECTIVE INS CO	IN	753,493,124	389,427,184	27,073,224	233,241,166	137,560,369	76,580,573	57.4	32
PROVIDENCE WASHINGTON INS CO	RI	214,829,699	75,164,891	18,242,431	269,407	(13,824,814)	6,325,194	-5131.572	2347.821
PUBLIC SERV INS CO	IL	465,906,405	57,932,774	(52,452,706)	100,080,737	137,989,041	35,807,558	118.138	30.656
QBE INS CORP	PA	2,135,735,484	735,672,183	28,837,963	596,954,593	421,201,415	218,619,373	63.921	33.177
QBE REINS CORP	PA	1,148,208,332	813,263,318	11,923,084	186,570,153	123,595,780	64,150,858	63.921	33.177
QUALITAS INS CO	CA	31,286,808	15,967,413	(3,518,824)	16,763,322	3,895,366	6,577,532	60.035	101.372
QUANTA IND CO	CO	40,800,800	19,949,104	925,707	47,588	(1,384,610)	2,719,594	1673.022	-3286.082
RADIAN GUAR INC	PA	4,008,987,802	1,686,512,897	754,812,301	845,693,317	178,310,532	229,464,921	22.198	28.567

Summary of Financial Condition as of December 31, 2015

PROPERTY AND CASUALTY INSURERS (continued)

Company Name	State of Domicile	Admitted Assets	Capital & Surplus	Net Income	Net Premiums Written	Net Losses and LAE	Other Expenses	Net Loss and LAE Ratio	Net Other Expense Ratio
RADIAN MORTGAGE ASSUR INC	PA	8,132,234	8,100,791	(385,829)	-	-	417,304	0	0
RAMPART INS CO	NY	31,951,381	11,350,502	400,655	489	(162,411)	408,308	-33212.824	83498.569
RED SHIELD INS CO	WA	37,789,097	21,051,250	572,134	12,886,842	5,371,008	6,890,663	42.9	55
REDWOOD FIRE & CAS INS CO	NE	1,427,958,085	552,781,977	46,825,045	401,230,116	304,369,163	84,667,127	70.2	19.5
REGENT INS CO	WI	150,195,687	28,575,258	1,954,346	36,210,648	26,020,164	13,505,444	63.921	33.177
REPUBLIC IND CO OF AMER	CA	2,292,358,734	537,285,107	98,890,533	793,312,461	513,460,014	194,665,776	64.977	24.634
REPUBLIC IND CO OF CA	CA	32,920,910	31,607,946	440,226	-	-	-	0	0
REPUBLIC MORTGAGE INS CO	NC	731,840,190	23,371,461	74,952,852	157,237,263	96,281,637	12,186,545	59.037	7.472
REPUBLIC MORTGAGE INS CO OF FL	FL	24,525,822	7,682,907	1,142,090	2,716,774	1,665,754	463,341	59.039	16.422
REPUBLIC MORTGAGE INS OF NC	NC	179,804,712	14,174,305	14,981,619	28,596,945	14,788,558	4,112,810	49.203	13.684
REPWEST INS CO	AZ	302,910,046	158,376,357	22,308,055	39,796,790	8,317,663	26,012,629	20.908	65.386
RESPONSE INS CO	IL	37,924,743	35,130,823	141,954	-	-	-	0	0
RESPONSE WORLDWIDE INS CO	IL	11,122,247	11,080,727	466,584	-	-	-	0	0
RIVERPORT INS CO	IA	122,618,126	39,285,979	904,608	-	-	-	0	0
RULINS CO	IL	1,725,093,482	865,268,398	183,221,452	450,897,207	205,657,271	185,366,382	47.392	42.716
ROCHE SURETY & CAS CO INC	FL	23,803,972	9,404,852	686,109	2,875,692	-	2,077,727	0	72.1
ROCKWOOD CAS INS CO	PA	248,358,890	88,862,134	18,154,968	43,771,495	21,760,842	15,821,101	49.567	36.037
ROCKY MOUNTAIN FIRE & CAS CO	WA	21,820,639	20,509,815	1,035,090	721,074	366,322	353,407	25.831	24.921
RSUI IND CO	NH	3,328,975,022	1,481,565,264	201,049,362	720,435,605	402,789,825	204,495,513	53.788	27.308
RURAL COMM INS CO	MN	3,680,000,787	693,824,493	76,075,724	362,914,736	282,054,341	13,093,343	79.096	3.672
RVI/AMER INS CO	CT	104,966,846	73,109,263	1,175,612	4,334,811	128,246	3,034,178	2.743	64.888
SAFE CO INS CO OF AMER	NH	4,356,907,308	1,393,360,198	103,578,892	1,537,930,547	1,024,126,969	466,841,042	68.377	31.169
SAFE CO INS CO OF IL	IL	185,425,346	180,566,041	1,454,724	-	-	-	0	0
SAFE CO INS CO OF IN	IN	15,005,154	14,991,029	216,635	-	-	-	0	0
SAFE CO NATL INS CO	NH	14,620,312	14,436,364	122,952	-	-	-	0	0
SAFETY FIRST INS CO	IL	69,026,117	65,093,694	323,324	1,410,133	990,515	569,907	73.5	42.3
SAFETY NATL CAS CORP	MO	5,611,302,700	1,526,971,896	159,297,121	728,855,542	609,930,454	176,931,884	86.1	25
SAFEGWAY INS CO	IL	463,626,329	302,059,158	33,261,814	204,395,931	163,313,931	50,267,110	82.225	25.309
SAGAMORE INS CO	IN	156,717,205	125,074,038	950,493	18,942,711	14,410,046	7,862,518	69.1	37.7
SAMSUNG FIRE & MARINE INS CO LTD	NY	215,390,223	48,757,104	(5,022,136)	58,169,157	61,701,699	19,437,161	86.539	27.261
SAN FRANCISCO REINS CO	CA	2,931,056,513	655,871,597	(14,888,324)	2,282,711,870	2,282,711,869	14,671,101	100	0.641
SCOR REINS CO	NY	2,749,193,871	962,190,895	126,638,358	846,911,514	404,670,683	317,480,063	48.554	38.092
SCOTTS DALE IND CO	OH	79,784,294	37,711,379	361,303	-	-	-	0	0
SEABRIGHT INS CO	IL	42,082,434	25,547,771	475,272	(295,885,851)	(276,176,603)	4,712,272	100.021	-1.707
SEAVIEW INS CO	CA	24,311,419	13,650,793	2,868,368	9,717,178	47,123	5,309,205	0.49	55.188
SECURA INS A MUT CO	WI	1,018,729,139	353,074,654	24,684,461	462,532,657	270,455,317	141,450,593	60.1	31.4
SECURA SUPREME INS CO	WI	125,363,359	56,063,204	4,630,579	51,392,509	30,050,595	15,612,702	60.1	31.2
SECURIAN CAS CO	MN	224,111,560	112,861,723	9,237,973	180,777,319	81,889,494	74,900,162	49.359	45.146
SECURITY NATL INS CO	DE	991,421,847	149,541,741	40,527,345	143,440,478	69,353,797	(13,486,845)	63.472	-12.343
SELECT INS CO	TX	76,451,374	75,864,813	2,336,186	-	-	-	0	0
SELECT MARKETS INS CO	IL	15,786,613	15,707,426	223,669	-	-	-	0	0
SELECTIVE INS CO OF NY	NY	403,405,316	93,026,269	12,732,110	144,893,258	80,414,791	50,101,573	57.73	35.968
SENECA INS CO INC	NY	199,534,882	138,373,189	7,559,224	-	-	-	0	0
SENTINEL INS CO LTD	CT	241,843,898	168,432,429	15,991,185	31,612,576	20,484,683	9,422,925	66.069	30.392
SENTRUITY CAS CO	TX	168,571,384	45,364,212	2,527,875	7,772,102	4,281,787	753,478	46.501	8.183

Summary of Financial Condition as of December 31, 2015

PROPERTY AND CASUALTY INSURERS (continued)

Company Name	State of Domicile	Admitted Assets	Capital & Surplus	Net Income	Net Premiums Written	Net Losses and LAE	Other Expenses	Net Loss and LAE Ratio	Net Other Expense Ratio
SENTRY CAS CO	WI	272,518,724	71,887,133	5,349,649	46,925,501	32,884,671	13,660,023	72.736	30.214
SENTRY INS A MUT CO	WI	7,214,572,558	4,404,288,429	297,615,571	1,014,247,445	716,729,683	294,997,172	72.734	29.936
SENTRY SELECT INS CO	WI	679,070,451	231,964,279	11,875,255	187,702,004	131,538,686	54,640,091	72.736	30.214
SEQUOIA IND CO	NV	13,885,014	9,906,562	95,164	649,636	291,965	532,820	65.967	120.387
SEQUOIA INS CO	CA	195,899,763	70,765,017	871,794	22,881,239	7,364,979	11,862,683	49.832	80.264
SERVICE INS CO	FL	49,346,837	37,320,343	2,269,413	13,986,764	6,565,226	4,507,336	41.962	28.809
SIRIUS AMER INS CO	NY	1,387,644,025	517,578,641	74,700,283	283,932,150	153,660,167	102,473,191	53.683	35.8
SOMPO JAPAN INS CO OF AMER	NY	1,177,586,498	488,725,717	38,139,338	183,041,837	118,839,612	63,322,478	64.828	34.543
SOUTHERN INS CO	TX	41,848,458	30,397,868	1,408,605	433,704	(89,862)	95,081	-21.945	23.219
SOUTHWEST MARINE & GEN INS CO	AZ	136,406,728	61,767,701	847,951	28,880,744	26,435,695	9,857,190	76.107	28.378
SPARTA INS CO	CT	346,904,108	120,981,881	(47,252,651)	4,267,676	26,196,558	7,932,274	440.562	133.401
SPINNAKER INS CO	IL	33,904,826	33,184,097	(996,572)	286,695	36,683	1,062,921	141.061	4087.372
SPRINGFIELD INS CO INC	CA	98,128,551	27,964,893	(1,958,743)	18,042,651	17,848,557	5,325,413	92.588	27.625
ST PAUL FIRE & MARINE INS CO	CT	18,297,397,494	5,563,272,481	1,186,607,643	5,252,118,293	3,048,025,866	1,597,733,756	58.771	30.807
ST PAUL GUARDIAN INS CO	CT	79,061,628	25,211,330	4,819,244	20,779,431	12,016,147	6,300,897	58.739	30.801
ST PAUL MERCURY INS CO	CT	347,256,615	124,945,285	19,624,601	83,117,723	48,064,645	25,203,687	58.739	30.801
ST PAUL PROTECTIVE INS CO	CT	507,604,670	227,254,085	21,196,877	120,620,698	69,693,742	36,545,355	58.69	30.775
STANDARD FIRE INS CO	CT	3,583,924,589	1,185,543,409	204,845,311	1,005,725,700	581,582,384	304,964,903	58.739	30.801
STANDARD GUAR INS CO	DE	327,458,832	126,254,393	29,463,062	219,199,540	109,291,698	133,367,184	42.172	51.462
STAR CAS INS CO	FL	14,049,891	7,716,465	(1,771,531)	8,603,313	8,448,492	2,928,804	92.56	32.087
STAR INS CO	MI	946,435,091	314,106,453	(9,776,869)	213,018,124	164,825,082	77,794,673	77.085	36.383
STARNET INS CO	DE	219,272,144	114,304,226	2,009,261	-	-	-	0	0
STARR IND & LIAB CO	TX	4,001,998,731	1,847,566,127	73,812,179	1,078,054,244	790,836,164	206,231,713	75.042	19.569
STARSTONE NATL INS CO	DE	249,248,522	92,803,079	12,516,145	78,390,907	42,710,658	6,289,096	64.451	9.49
STATE AUTO PROP & CAS INS CO	IA	2,355,609,984	655,349,787	52,318,274	999,170,735	682,725,399	341,355,171	68.489	34.244
STATE AUTOMOBILE MUT INS CO	OH	2,386,409,637	824,666,322	5,209,622	675,909,826	461,831,818	231,850,322	68.488	34.382
STATE FARM FIRE & CAS CO	IL	35,495,690,940	14,196,771,134	2,543,812,236	15,913,998,184	9,627,342,346	4,375,860,815	60.798	27.634
STATE FARM GEN INS CO	IL	6,918,652,851	3,991,206,880	174,024,998	1,904,166,244	1,353,430,626	546,436,953	71.507	28.87
STATE FARM MUT AUTO INS CO	IL	138,494,732,823	82,630,732,788	2,137,206,941	37,511,421,297	31,327,534,215	9,649,495,747	84.453	26.013
STATE NATL INS CO INC	TX	319,311,121	229,829,531	5,555,210	56,176,420	26,617,302	21,173,418	49.125	39.078
STILLWATER INS CO	CA	317,288,311	162,097,959	7,190,920	186,919,742	112,405,000	62,732,265	62.087	34.65
STILLWATER PROP & CAS INS CO	NY	118,356,108	110,198,742	3,093,045	2,265,518	-	1,333,587	0	58.865
STONINGTON INS CO	PA	137,773,325	35,019,989	1,995,896	61,413,585	40,656,504	20,988,712	63.921	32.999
STRATFORD INS CO	NH	147,750,259	83,031,834	2,918,988	12,097,915	13,615,867	4,929,224	72.32	26.181
SUBUMITY INS CO	OR	36,111,366	16,290,661	1,745,416	25,710,260	16,581,258	8,162,696	65.43	32.21
SUECIA INS CO	NY	46,070,850	20,526,551	313,452	-	179,155	127,421	0	0
SUN SURETY INS CO	SD	18,553,134	8,798,294	390,875	3,083,005	288,018	2,348,345	9.34	76.157
SURETEC INS CO	TX	220,872,168	86,559,598	12,482,158	59,311,691	6,999,438	33,761,030	12.486	60.226
SURETY BONDING CO OF AMER	SD	8,313,823	8,300,309	90,131	-	-	-	0	0
SUSSEX INS CO	SC	843,225,864	147,717,468	(46,674,899)	(180,997,565)	(84,565,259)	34,910,661	80.172	-33.097
SWISS REINS AMER CORP	NY	12,795,517,440	3,581,066,248	389,786,161	1,987,403,037	965,371,605	727,282,394	50.393	37.965
SYNCORA GUAR INC	NY	1,249,446,043	1,086,956,743	208,968,562	12,770,705	(140,958,147)	36,262,303	-325.19	83.657
T H E INS CO	LA	192,539,874	67,136,636	10,121,290	64,218,980	33,437,552	20,740,233	53.102	32.938
TEACHERS INS CO	IL	340,024,602	148,082,576	14,307,300	196,564,281	137,021,490	51,547,692	70.859	26.657
TECHNOLOGY INS CO INC	NH	1,981,482,960	478,726,511	278,326	985,008,386	618,399,642	233,181,125	71.041	26.788

Summary of Financial Condition as of December 31, 2015

PROPERTY AND CASUALTY INSURERS (continued)

Company Name	State of Domicile	Admitted Assets	Capital & Surplus	Net Income	Net Premiums Written	Net Losses and LAE	Other Expenses	Net Loss and LAE Ratio	Net Other Expense Ratio
THE BAR PLAN MUT INS CO	MO	44,065,374	17,286,831	558,554	10,330,085	6,443,479	4,331,277	61.393	41.268
THE CINCINNATI IND CO	OH	124,381,586	87,755,553	2,659,105	-	-	-	0	0
THE TRAVELERS CAS CO	CT	203,824,951	63,966,837	9,409,704	60,260,349	34,846,861	18,272,662	58.739	30.801
TIG INS CO	CA	1,924,234,856	562,860,662	30,087,724	(9,124)	24,167,109	66,488,373	-264874.057	-728719.564
TITAN IND CO	TX	235,864,879	156,690,350	9,333,822	-	-	-	0	0
TNUS INS CO	NY	62,453,581	55,257,222	1,265,567	-	(52,987)	-	0	0
TOKIO MARINE AMER INS CO	NY	1,360,545,708	510,587,716	17,818,644	308,477,152	230,348,371	97,595,756	77.966	33.033
TOYOTA MOTOR INS CO	IA	493,812,006	229,109,779	16,323,445	91,792,481	31,685,308	21,957,733	48.831	33.84
TRANS PACIFIC INS CO	NY	72,986,216	51,539,633	1,472,292	(2,703)	(893,140)	(15,872)	-28425.843	-505.156
TRANSAMERICA CAS INS CO	OH	355,566,946	166,528,516	12,883,119	317,959,567	186,272,480	116,330,510	59.731	37.303
TRANSATLANTIC REINS CO	NY	13,834,909,622	4,816,933,413	512,485,389	2,967,887,841	1,466,473,261	1,087,618,026	53.277	39.513
TRANSGUARD INS CO OF AMER INC	IL	237,941,125	124,272,317	11,511,584	65,384,240	30,202,861	21,048,299	45.72	31.862
TRANSPORT INS CO	OH	36,811,591	18,727,162	(1,368,115)	-	563,935	1,352,383	0	0
TRANSPORTATION INS CO	IL	83,861,283	83,776,301	1,636,380	-	-	-	0	0
TRAVCO INS CO	CT	215,905,526	70,697,695	8,192,923	56,104,463	32,443,629	17,012,477	58.739	30.801
TRAVELERS CAS & SURETY CO	CT	16,273,610,870	6,376,266,631	1,259,164,465	4,230,696,607	2,446,491,189	1,294,624,769	58.739	31.083
TRAVELERS CAS & SURETY CO OF AMER	CT	4,184,903,769	2,103,595,788	470,012,999	1,372,890,775	286,298,855	544,826,339	20.89	39.753
TRAVELERS CAS CO OF CT	CT	320,645,582	93,003,100	14,262,515	97,663,325	56,475,959	29,614,334	58.739	30.801
TRAVELERS CAS INS CO OF AMER	CT	1,942,210,478	585,954,715	104,229,467	567,278,461	328,041,296	172,015,318	58.739	30.801
TRAVELERS COMMERCIAL CAS CO	CT	323,861,603	97,186,969	14,959,885	97,663,325	56,475,959	29,614,334	58.739	30.801
TRAVELERS COMMERCIAL INS CO	CT	346,618,920	97,792,978	16,254,494	97,663,325	56,475,959	29,614,334	58.739	30.801
TRAVELERS CONSTITUTION STATE INS CO	CT	203,638,085	63,812,971	9,165,752	60,260,349	34,846,861	18,272,662	58.739	30.801
TRAVELERS HOME & MARINE INS CO	CT	381,804,844	113,744,031	10,912,212	56,104,463	32,443,629	17,012,477	58.739	30.801
TRAVELERS IND CO	CT	20,817,833,762	6,844,590,214	1,164,130,425	4,839,969,085	2,799,314,129	1,468,750,805	58.743	30.821
TRAVELERS IND CO OF AMER	CT	611,695,641	190,733,725	25,757,451	160,001,617	92,524,458	48,517,121	58.739	30.801
TRAVELERS IND CO OF CT	CT	1,075,713,580	354,365,515	46,159,094	284,678,202	164,621,447	86,322,689	58.739	30.801
TRAVELERS PROP CAS CO OF AMER	CT	848,385,771	443,856,434	19,655,014	74,805,951	43,258,179	22,683,314	58.739	30.801
TRAVELERS PROP CAS INS CO	CT	243,843,102	73,011,158	10,671,210	62,338,292	36,048,477	18,902,758	58.739	30.801
TRENWICK AMER REINS CORP	CT	63,818,456	35,680,755	(1,284,323)	(21,733)	(1,562,661)	5,945	7190.268	-27.355
TRI STATE INS CO OF MN	IA	42,242,997	32,139,732	663,619	-	-	-	0	0
TRIANGLE INS CO INC	OK	75,465,473	27,337,302	3,222,288	36,617,185	21,526,934	10,624,017	61.322	30.264
TRINITY UNIVERSAL INS CO	TX	1,964,731,788	817,427,559	89,712,186	1,210,932,146	842,201,399	392,331,302	68.349	31.84
TRITON INS CO	TX	463,597,688	180,770,514	33,998,648	117,807,656	50,785,273	39,742,933	39.722	31.085
TRIUMPH CAS CO	OH	57,400,446	19,098,638	850,757	8,436,873	6,312,113	2,282,074	75.179	27.18
TRUCK INS EXCH	CA	2,164,804,577	624,147,704	(6,856,691)	1,157,128,830	811,469,502	397,880,007	68.961	33.813
TRUMBULL INS CO	CT	219,657,779	96,898,072	14,420,432	52,687,629	34,141,137	15,704,874	66.069	30.392
TWIN CITY FIRE INS CO CO	IN	653,197,684	286,639,143	27,568,581	158,062,885	102,423,412	47,114,623	66.069	30.392
UMIA INS INC	OR	255,192,762	117,082,481	20,358,257	41,640,704	14,834,388	7,594,703	35.777	18.317
UNDERWRITER FOR THE PROFESSIONS INS	OR	298,686,036	68,004,716	8,695,249	18,944,804	13,057,172	1,956,156	68.808	10.308
UNIGARD IND CO	WI	40,385,054	11,775,679	650,576	16,305,738	11,383,821	5,908,706	63.921	33.178
UNIGARD INS CO	WI	333,762,775	114,635,259	7,441,624	126,636,529	86,191,795	44,737,357	63.921	33.178
UNION INS CO	IA	118,620,841	29,679,638	635,600	-	-	-	0	0
UNIONE ITALIANA REINS CO OF AMER	NY	62,727,706	30,875,758	629,373	-	188,036	91,642	0	0
UNITED FINANCIAL CAS CO	OH	2,507,593,916	554,735,621	146,428,331	1,742,616,043	1,167,913,495	338,919,145	69.973	20.306
UNITED FIRE & GAS CO	IA	1,777,893,050	722,404,199	37,890,824	564,489,104	333,522,678	189,731,165	61.187	34.808

Summary of Financial Condition as of December 31, 2015

PROPERTY AND CASUALTY INSURERS (continued)

Company Name	State of Domicile	Admitted Assets	Capital & Surplus	Net Income	Net Premiums Written	Net Losses and LAE	Other Expenses	Net Loss and LAE Ratio	Net Other Expense Ratio
UNITED GUAR CREDIT INS CO	NC	24,861,633	23,022,381	751,209	235,985	(80,902)	57,703	-33.601	23.966
UNITED GUAR MORTGAGE IND CO	NC	439,491,919	283,909,122	15,195,120	29,366,215	15,444,222	6,575,091	47.583	20.258
UNITED GUAR RESIDENTIAL INS CO	NC	3,550,416,710	1,351,270,653	314,597,995	564,831,097	136,152,352	156,208,765	20.657	23.7
UNITED GUAR RESIDENTIAL INS CO OF NC	NC	477,199,177	449,876,364	23,856,037	38,295,934	(8,169,301)	3,751,372	-21.155	9.715
UNITED HERITAGE PROP & CAS CO	ID	40,260,849	15,860,415	(385,683)	26,845,266	21,716,512	8,073,930	81.936	30.463
UNITED NATL SPECIALTY INS CO	WI	54,674,697	19,970,603	843,361	20,902,748	9,351,976	4,616,758	60.518	29.876
UNITED SERV AUTOMOBILE ASSN	TX	32,549,432,490	24,363,646,393	757,225,744	6,812,723,990	5,301,090,622	888,058,239	79.323	13.288
UNITED STATES FIDELITY & GUAR CO	CT	3,565,324,870	1,408,920,456	284,278,084	916,372,898	529,912,871	277,870,908	58.739	30.801
UNITED STATES FIRE INS CO	DE	3,736,101,887	1,177,954,323	94,482,202	1,262,905,726	741,029,928	422,581,571	64.072	36.538
UNITED STATES LIAB INS CO	PA	897,218,349	559,220,651	24,438,273	187,153,810	67,580,029	80,082,611	37.7	44.7
UNITED WI INS CO	WI	370,988,610	103,690,979	14,560,490	100,882,479	58,738,714	18,576,881	61.192	19.353
UNITRIN AUTO & HOME INS CO	NY	86,452,008	36,780,174	2,478,127	-	-	-	0	0
UNITRIN PREFERRED INS CO	NY	24,387,591	10,132,427	381,370	-	-	-	0	0
UNITRIN SAFEGUARD INS CO	WI	25,936,683	7,296,769	222,367	-	-	-	0	0
UNIVERSAL FIRE & CAS INS CO	IN	14,454,033	6,802,028	285,240	2,563,106	-	2,461,145	0	96.022
UNIVERSAL SURETY CO	NE	187,583,720	137,405,649	7,130,233	2,974,609	(527,513)	1,869,545	-16.6	58.7
UNIVERSAL SURETY OF AMER	SD	15,935,326	15,918,047	152,780	-	-	-	0	0
UNIVERSAL UNDERWRITERS INS CO	IL	379,857,921	339,645,997	9,524,621	-	-	-	0	0
UNIVERSAL UNDERWRITERS OF TX INS	IL	15,973,621	9,367,335	254,640	-	-	-	0	0
US SPECIALTY INS CO	TX	1,792,796,974	525,724,200	94,079,424	436,206,251	241,358,425	144,007,622	55.7	33.233
US UNDERWRITERS INS CO	ND	171,012,908	124,188,991	1,890,653	13,037,429	6,739,541	5,148,474	50.2	38.4
USAA CAS INS CO	TX	9,668,643,385	4,451,840,384	164,483,934	5,679,071,804	4,621,878,024	712,416,389	85.946	13.248
USAA GEN IND CO	TX	3,503,652,333	1,303,551,063	65,952,528	2,289,948,628	1,861,704,794	267,611,255	85.855	12.341
UTICA MUT INS CO	NY	2,293,497,346	811,884,812	37,962,502	689,865,706	436,509,375	236,842,621	65.474	35.525
VALLEY FORGE INS CO	PA	75,675,470	75,635,022	2,351,473	-	-	-	0	0
VANLINER INS CO	MO	374,301,888	130,795,778	4,975,282	109,679,350	81,981,759	29,507,792	75.109	27.034
VERLAN FIRE INS CO MD	NH	25,975,988	25,942,624	561,891	-	-	-	0	0
VICTORIA FIRE & CAS CO	OH	154,039,437	41,542,430	97,241	-	-	-	0	0
VIGILANT INS CO	NY	514,826,906	306,232,108	21,998,102	48,917,382	27,364,174	14,288,703	56.5	29.5
VIRKING INS CO OF WI	WI	398,955,337	179,673,535	9,005,408	93,851,002	65,769,343	27,320,046	72.736	30.214
VIRGINIA SURETY CO INC	IL	1,147,037,102	363,636,160	44,508,021	299,571,125	167,288,131	81,149,914	62.673	30.402
WARNER INS CO	IL	11,931,442	11,879,873	114,407	-	-	-	0	0
WASHINGTON GAS CO	WA	32,409,686	20,997,469	447,984	-	(1)	-	0	0
WASHINGTON INTL INS CO	NH	101,810,156	76,969,460	2,835,187	611,405	(962,664)	109,324	-46.199	5.247
WAUSAU BUSINESS INS CO	WI	35,226,956	28,634,842	1,870,084	-	-	-	0	0
WAUSAU UNDERWRITERS INS CO	WI	86,245,437	66,831,021	2,834,472	-	-	-	0	0
WESCO INS CO	DE	1,743,377,584	333,515,734	13,095,246	416,794,115	189,410,392	73,077,129	64.104	24.732
WEST AMER INS CO	IN	49,418,794	45,445,389	(119,166)	-	-	-	0	0
WESTCHESTER FIRE INS CO	PA	1,797,867,225	731,375,293	52,994,571	374,065,541	214,304,268	135,283,178	60.114	37.948
WESTERN AGRIC INS CO	IA	190,382,630	88,851,396	11,128,339	105,133,973	64,039,202	27,768,067	62.308	27.018
WESTERN COMM INS CO	ID	37,947,594	30,510,832	1,458,980	-	-	(574,507)	0	0
WESTERN GEN INS CO	CA	58,789,056	19,166,830	(1,238,912)	54,554,228	31,443,734	23,486,249	59.2	44.2
WESTERN NATL ASSUR CO	MIN	60,421,333	25,553,634	2,051,680	27,250,562	16,790,791	6,891,382	65.184	26.753
WESTERN NATL MUT INS CO	MIN	845,547,063	390,561,577	28,168,596	340,632,031	209,884,921	86,142,320	65.184	26.753
WESTERN PROFESSIONAL INS CO	WA	13,644,822	13,562,522	197,193	-	-	67,480	0	0

Summary of Financial Condition as of December 31, 2015

PROPERTY AND CASUALTY INSURERS (continued)

Company Name	State of Domicile	Admitted Assets	Capital & Surplus	Net Income	Net Premiums Written	Net Losses and LAE	Other Expenses	Net Loss and LAE Ratio	Net Other Expense Ratio
WESTERN PROTECTORS INS CO	OR	10,954,545	8,897,790	208,857	(93,224)	-	(4,399)	0	0
WESTERN SURETY CO	SD	1,823,699,967	1,323,338,306	116,517,369	295,832,022	76,084,853	179,830,600	21.767	51.447
WESTFIELD INS CO	OH	2,594,426,897	1,092,439,014	70,850,719	955,335,069	591,157,141	323,750,933	62.7	34.3
WESTFIELD NATL INS CO	OH	613,374,975	272,762,451	16,467,959	229,988,069	142,315,608	77,940,040	62.7	34.3
WESTPORT INS CORP	MO	4,692,985,518	1,505,289,885	177,330,423	281,570,522	166,251,302	93,102,963	61.451	34.413
WHITE PINE INS CO	MI	38,884,542	17,452,031	784,107	21,932,542	8,519,711	8,565,288	47.701	47.956
WILLIAMSBURG NATL INS CO	MI	124,061,801	32,262,837	(2,261,054)	39,952,046	30,913,329	14,681,821	77.085	36.61
WILSHIRE INS CO	NC	231,123,117	92,068,466	(9,992,161)	92,114,412	77,244,983	28,643,161	86.316	32.007
WORK FIRST CAS CO	DE	38,935,902	10,418,722	2,282,095	12,747,376	7,179,105	4,692,576	58.103	37.979
WORKERS COMP EXCH	ID	7,484,199	528,673	-	2,147,121	1,721,236	328,569	80.165	15.303
WORKMENS AUTO INS CO	CA	41,422,258	19,607,826	(2,924,042)	19,749,702	19,959,381	8,754,902	91.976	40.344
WRIGHT NATL FLOOD INS CO	TX	22,104,272	15,141,509	4,099,605	20,860	7,357,948	(13,751,576)	35273.001	-65923.183
WRM AMER IND CO INC	NY	15,698,359	15,583,605	645,325	(3,237,303)	-	483,571	0	0
XL INS CO OF NY	NY	220,608,728	76,908,740	688,042	39,814,054	27,435,466	13,974,583	71.197	36.265
XL INS AMER INC	DE	678,044,841	211,131,361	6,878,354	132,713,517	91,451,553	46,581,943	71.197	36.265
XL REINS AMER INC	NY	5,307,696,874	2,021,627,826	82,955,906	862,637,855	594,435,047	302,782,628	71.197	36.265
XL SPECIALTY INS CO	DE	462,209,493	132,714,118	(2,532,188)	79,628,110	54,870,932	27,949,166	71.197	36.265
YOSEMITE INS CO	IN	172,004,534	75,971,032	15,319,231	36,305,806	4,299,073	14,444,702	12.387	41.619
ZALE IND CO	TX	51,973,200	16,600,941	3,836,495	19,895,732	2,059,488	9,791,371	12.101	57.533
ZENITH INS CO	CA	1,908,831,599	621,671,659	121,029,725	754,940,918	350,232,631	245,200,060	46.633	32.648
ZURICH AMER INS CO	NY	30,471,456,006	7,765,456,500	597,873,654	4,540,441,296	3,873,294,709	911,633,224	81.372	19.152
ZURICH AMER INS CO OF IL	IL	48,209,445	34,477,336	1,094,127	-	-	-	0	0

Summary of Financial Condition as of December 31, 2015

MANAGED CARE ORGANIZATIONS									
Company Name	State of Domicile	Incorporated Date	LICENSED DATE	Total Assets	Liabilities	Capital and Surplus	Net Income	Direct Premiums Written in Idaho	
ADVANTAGE DENTAL PLAN INC	OR	10/13/1994	7/17/2003	1,631,363	37,218	1,594,145	12,563	-	
ALPHA DENTAL PROGRAMS, INC.	TX	12/31/1985	6/4/2008	19,122,540	5,696,119	13,426,421	4,272,253	32,470	
AETNA HEALTH OF UTAH, INC.	UT	7/1/1987	12/16/2004	117,803,560	61,926,282	55,877,279	6,432,889	5,270,525	
BLUE CROSS OF ID CARE PLUS INC	ID	2/19/2013	2/21/2013	97,821,326	49,688,442	48,132,884	(5,654,168)	325,295,243	
BRIDGESPAN HEALTH COMPANY	UT	8/10/1982	1/18/2013	45,094,333	25,474,824	19,619,509	(18,719,600)	3,541,866	
HARMONY HEALTH PLANS OF ILLINOIS INC	IL	8/18/1995	2/4/2016	340,607,109	153,134,377	180,993,584	303,96347		
HUMANANA BENEFIT PLAN OF IL INC	IL	6/20/1994	4/12/2012	197,585,103	67,209,391	130,375,712	(925,708)		
HUMANANA HEALTH PLAN INC	KY	8/23/1982	3/1/2008	1,385,609,992	784,302,879	601,307,113	(102,885,990)	28,078,186	
MODA HEALTH PLAN INC	OR	11/3/1988	1/24/2007	558,733,690	491,715,400	67,018,290	(49,529,430)		
MONTANA HLTH COOPERATIVE	MT	12/15/2010	6/13/2014	67,157,210	34,115,307	33,041,904	(40,665,491)	54,491,404	
PACIFICSOURCE COMM-HLTH PLANS	OR	8/20/2014	12/29/2014	101,568,324	42,309,446	59,258,878	4,196,365	149,297,398	
PACIFICSOURCE HEALTH PLANS	OR	3/31/1933	5/19/2006	228,865,196	84,468,833	144,396,362	(10,209,074)	39,721,713	
SELECTHEALTH INC	UT	12/27/1983	10/26/2012	912,537,588	613,767,138	298,770,450	(373,979,000)	198,911,518	
VSP VISION CARE INC	VA	4/26/1960	6/26/2014	124,051,585	17,325,514	106,726,071	10,706,472	7,952,842	
WILLAMETTE DENTAL OF ID INC	ID	7/22/1998	9/11/1998	18,930,155	167,304	18,762,851	191,275	7,280,649	

HOSPITAL PROFESSIONAL SERVICE CORPORATIONS									
Company Name	State of Domicile	Incorporated Date	LICENSED DATE	Total Assets	Liabilities	Capital and Surplus	Net Income	Direct Premiums Written in Idaho	
DELTA DENTAL PLAN OF ID INC	ID	6/21/1971	2/21/1973	44,987,285	11,921,813	33,065,472	1,748,492	42,710,486	

HOSPITAL TRUSTS									
Company Name	State of Domicile	Admitted Assets	Capital & Surplus	Net Gain from Operations	Premium/Annuity Considerations	Incurred Benefits			
None									

COUNTY MUTUAL FIRE COMPANY									
Company Name	State of Domicile	Incorporated Date	LICENSED DATE	Total Assets	Liabilities	Surplus	Net Income Over Disbursement	Assessment & Fees	
NEZ PERCE FARMERS COUNTY MUTUAL FIRE INSURANCE COMPANY	ID	1/1/1904	1/7/1905	422,333.08	1,845.45	420,487.63	\$ 16,055.90	\$	122,220.42

Summary of Financial Condition as of December 31, 2015

FRATERNAL BENEFIT SOCIETIES								
Company Name	State of Domicile	Incorporated Date	LICENSED DATE	Total Assets	Liabilities	Surplus	Net Income	Total Payments Received From Idaho Members
ASSURED LIFE ASSN	CO	1/20/1891	5/29/1901	57,886,892	45,082,117	11,321,987	113,986	298,682
CROATIAN FRATERNAL UNION OF AMER	PA	5/31/1897	8/13/1931	456,686,822	420,044,868	36,641,954	4,570,881	1,092
EVERENCE ASSN INC	IN	12/15/1964	10/19/1982	423,410,577	320,788,354	102,622,224	6,595,427	78,375
FIRST CATH SLOVAK LADIES ASSN USA	OH	10/20/1899	3/12/2008	815,628,609	719,966,222	95,662,388	3,007,625	2,400
INDEPENDENT ORDER OF FORESTERS US BR	NY	7/23/1881	7/14/1950	3,067,173,617	2,992,596,897	123,276,720	1,198,671	21,93,706
KNIGHTS OF COLUMBUS	CT	3/29/1882	1/1/1904	22,217,031,608	20,377,458,777	1,807,872,831	67,824,433	2,535,533
LUSO AMER LIFE INS SOCIETY	CA	7/1/1957	3/22/1991	103,072,433	97,944,239	5,128,194	821,109	138,423
MODERN WOODMEN OF AMER	IL	5/5/1884	5/29/1901	14,754,514,321	13,163,262,800	1,312,475,363	50,290,756	5,607,358
ORDER OF UNITED COMMERCIAL TRAVELERS	OH	10/4/1890	1/1/1906	18,687,312	9,264,194	9,398,118	186,201	3,574,585
ROYAL NEIGHBORS OF AMER	IL	3/21/1895	6/24/1901	971,981,498	769,475,503	109,360,344	(1,646,931)	510,373
SONS OF NORWAY	MN	10/28/1898	5/26/1941	359,770,127	345,421,021	14,349,106	1,162,845	192,316
THRIVENT FINANCIAL FOR LUTHERANS	WI	11/24/1902	12/1/1926	80,112,484,699	72,985,988,381	7,125,996,319	770,300,455	33,485,843
WOMANS LIFE INS SOCIETY	MI	4/6/1897	7/1/1901	199,582,869	177,758,460	18,674,409	(1,503,544)	882
WOODMEN WORLD LIFE INS SOC	NE	1/1/1891	12/6/1926	10,676,069,158	9,502,779,202	1,173,289,956	96,720,371	66,561
TITLE COMPANIES								
Company Name	State of Domicile	Incorporated Date	LICENSED DATE	Total Assets	Liabilities	CAPITAL PAID UP	SURPLUS	NET INCOME
AMERICAN GUAR TITLE INS CO	OK	7/12/1979	7/18/2005	34,038,950	9,950,625	2,000,000	22,088,325	4,881,957
CHICAGO TITLE INS CO	NE	8/30/1961	5/13/1996	1,860,745,900	914,570,850	2,000,000	944,175,050	216,224,112
COMMONWEALTH LAND TITLE INS CO	NE	3/31/1944	10/25/1972	556,835,889	314,774,040	1,649,306	240,412,543	41,979,439
FIDELITY NATL TITLE INS CO	CA	10/6/1981	11/29/1982	1,251,063,350	813,686,006	76,131,950	361,245,394	112,209,460
FIRST AMER TITLE GUAR CO	TX	9/2/1983	8/10/1982	20,474,447	3,994,700	2,010,000	14,469,747	4,811,604
FIRST AMER TITLE INS CO	NE	9/24/1968	10/28/1969	2,280,827,645	1,177,052,908	300,000,000	803,774,737	191,831,287
INVESTORS TITLE INS CO	NC	1/28/1972	3/3/1997	151,889,540	75,813,954	2,000,000	74,075,586	12,171,655
NATIONAL TITLE INS OF NY INC	NY	3/14/1929	4/13/2011	123,538,574	65,457,325	2,014,515	56,066,734	6,169,024
NORTH AMER TITLE INS CO	CA	9/18/1958	6/28/2013	100,235,806	42,562,977	2,700,000	54,972,828	6,382,734
OLD REPUBLIC NATL TITLE INS CO	FL	8/20/1907	12/8/1983	1,085,694,768	628,322,329	1,526,434	455,846,005	130,343,874
STEWART TITLE GUAR CO	TX	2/20/1908	4/16/1980	1,042,433,700	540,634,429	8,500,000	493,299,271	83,216,742
WESTCOR LAND TITLE INS CO	CA	1/11/1993	1/12/2007	105,685,432	73,090,944	1,505,465	31,089,023	4,410,279
WFG NATL TITLE INS CO	SC	6/18/1974	5/19/2005	96,378,695	71,838,597	2,025,000	22,515,099	4,964,313

Summary of Idaho Business LIFE AND DISABILITY INSURERS

Company Name	Lines of Business	License Date	Incorporated Date	Direct Idaho Premiums Written	Direct Idaho Claims and Benefits	Complaint Count As Of 12/31/2015
4 EVER LIFE INS CO	2, 1	12/19/1952	9/22/1949	42,131	21,323	0
5 STAR LIFE INS CO	1, 2	12/1/1987	5/24/1943	753,450	832,725	0
AAA LIFE INS CO	1, 2	8/26/1970	6/5/1969	1,451,035	727,610	0
ABILITY INS CO	1, 2	4/22/1970	10/6/1967	1,857,559	3,386,051	0
ACCENDO INS CO	2, 1, 21	6/17/1974	12/8/1955	0	(1,272)	0
ACCORDIA LIFE & ANN CO	1, 2	8/25/1969	8/10/1967	893,962	1,773,142	4
ACE LIFE INS CO	1, 2	5/4/1966	7/9/1965	0	0	0
ADVANTAGE DENTAL PLAN INC	2	7/17/2003	10/13/1994	0	0	0
AETNA HEALTH OF UTAH INC	2	12/16/2004	7/1/1987	5,270,525	3,722,742	0
AETNA HLTH & LIFE INS CO	1, 2	8/14/1981	8/19/1971	4,321	774	0
AETNA HLTH INS CO	1, 2	8/29/1968	7/8/1938	0	0	0
AETNA LIFE INS CO	2, 1, 21	5/18/1897	6/14/1853	22,070,424	17,782,532	0
ALL SAVERS INS CO	1, 2	7/31/1996	1/7/1986	0	0	0
ALLIANZ LIFE & ANN CO	1, 21	3/22/1991	1/25/1984	0	3,780	0
ALLIANZ LIFE INS CO OF N AMER	1, 21, 2	10/2/1980	8/10/1979	60,982,048	40,682,088	1
ALLSTATE ASSUR CO	21, 1	12/19/1967	6/28/1967	77,893	228	0
ALLSTATE LIFE INS CO	2, 1, 21	10/23/1957	3/6/1957	1,981,257	10,810,109	0
ALPHA DENTAL PROGRAMS INC	2	6/4/2008	12/31/1985	32,470	22,645	0
AMALGAMATED LIFE INS CO	1, 2	12/12/2008	9/29/1943	59,600	74,177	0
AMERICAN AMICABLE LIFE INS CO OF TX	1, 2	7/7/1987	9/22/1981	179,261	232,154	0
AMERICAN BANKERS LIFE ASSUR CO OF FL	1, 2	8/12/1952	2/6/1952	187,867	175,267	0
AMERICAN EQUITY INVEST LIFE INS CO	1, 21	1/22/1982	12/19/1980	37,734,170	14,409,261	0
AMERICAN FAMILY LIFE ASSUR CO OF COL	1, 2	5/20/1970	11/17/1955	32,452,224	15,929,721	1
AMERICAN FAMILY LIFE INS CO	21, 1, 2	3/28/2001	11/21/1957	1,731,836	632,286	0
AMERICAN FARMERS & RANCHERS LIFE INS	1	9/16/2005	12/30/1999	1,102	0	0
AMERICAN FIDELITY ASSUR CO	1, 2, 21	11/15/1968	11/30/1960	11,907,780	5,649,169	0
AMERICAN FIDELITY LIFE INS CO	1	10/21/1965	9/5/1956	21,636	24,343	0
AMERICAN GEN LIFE INS CO	1, 2, 21	6/21/1961	4/11/1960	47,241,824	43,957,720	1
AMERICAN HERITAGE LIFE INS CO	1, 2	6/18/1962	9/11/1956	2,406,057	812,697	0
AMERICAN HLTH & LIFE INS CO	1, 2	9/13/1954	6/16/1954	648,959	439,424	0
AMERICAN HOME LIFE INS CO	1	11/30/1970	5/3/1909	56,696	19,868	0
AMERICAN INCOME LIFE INS CO	1, 2	8/9/1967	7/16/1954	5,074,846	1,012,693	1
AMERICAN LIFE & SECURITY CORP	1, 2	6/23/1987	9/15/1960	3,327	10,769	0

Summary of Idaho Business LIFE AND DISABILITY INSURERS (continued)

Company Name	Lines of Business	License Date	Incorporated Date	Direct Idaho Premiums Written	Direct Idaho Claims and Benefits	Complaint Count As Of 12/31/2015
AMERICAN MATURITY LIFE INS CO	1, 2, 21	6/3/1983	10/24/1972	0	0	0
AMERICAN MEMORIAL LIFE INS CO	2, 1	6/28/1968	3/18/1959	554,867	739,421	0
AMERICAN MODERN LIFE INS CO	2, 1	12/14/1978	12/12/1956	168,896	49,908	0
AMERICAN NATL INS CO	21, 2, 1	4/23/1934	3/1/1905	10,034,096	8,006,988	1
AMERICAN NATL LIFE INS CO OF TX	1, 2	4/1/1973	12/2/1954	19,365	889	1
AMERICAN PHOENIX LIFE & REASSUR CO	1, 2	4/3/1997	6/24/1991	0	0	0
AMERICAN PUBLIC LIFE INS CO	1, 2	10/24/2005	11/28/1945	39,426	36,716	0
AMERICAN REPUBLIC INS CO	1, 2, 21	8/12/1952	4/4/1929	461,161	442,455	0
AMERICAN SPECIALTY HLTH INS CO	1, 2	11/1/1989	12/27/1972	0	0	0
AMERICAN UNDERWRITERS LIFE INS CO	2, 1	3/5/1987	9/21/1977	296,062	567,108	0
AMERICAN UNITED LIFE INS CO	2, 21, 1	7/8/1949	12/17/2000	48,138,679	12,368,934	0
AMERICO FIN LIFE & ANN INS CO	1, 2	2/1/1957	7/1/1946	2,385,217	1,014,123	0
AMERITAS LIFE INS CORP	1, 2, 21	11/13/1952	4/6/1887	18,469,383	14,026,595	0
AMICA LIFE INS CO	2, 1, 21	3/1/1989	6/13/1968	122,132	38,467	0
ANNUITY INVESTORS LIFE INS CO	2, 21, 1	1/20/1984	11/13/1981	695,592	856,165	0
ANTHEM LIFE INS CO	2, 1	10/18/1982	6/7/1956	7,277	60	0
ASSURITY LIFE INS CO	2, 1	11/24/1969	3/20/1964	1,120,209	984,911	0
ATHENE ANN & LIFE ASSUR CO OF NY	21, 2, 1	6/30/1917	5/19/1965	51,743	129,815	1
ATHENE ANN & LIFE CO	21, 1, 2	7/28/1981	2/18/1896	11,802,927	19,113,119	0
ATHENE ANNUITY & LIFE ASSUR CO	2, 1	4/2/1914	6/28/1909	505,985	2,933,047	0
AURIGEN REINS CO OF AMER	2, 1	10/4/1976	7/8/1964	0	0	0
AURORA NATL LIFE ASSUR CO	1, 2	6/23/1963	4/27/1961	106,141	1,167,138	0
AUTO OWNERS LIFE INS CO	1, 2	9/6/2005	9/28/1965	690,892	948,508	0
AXA CORP SOLUTIONS LIFE REINS CO	1	12/16/1981	5/20/1981	0	0	0
AXA EQUITABLE LIFE & ANN CO	2, 21, 1	11/26/1985	1/18/1984	17,741	6,337	0
AXA EQUITABLE LIFE INS CO	1, 2, 21	7/26/1859	7/26/1859	24,380,913	33,375,971	0
BALTIMORE LIFE INS CO	1, 2	8/23/1991	3/27/1882	346,212	228,173	0
BANKERS FIDELITY LIFE INS CO	1, 2	5/2/1997	6/13/1955	3,966,256	2,949,317	0
BANKERS LIFE & CAS CO	1, 2	8/20/1952	4/6/1880	12,154,338	13,683,347	2
BANKERS LIFE INS CO	2, 1	2/27/1996	4/24/1973	0	0	0
BANKERS RESERVE LIFE INS CO OF WI	1, 2	4/25/2006	1/5/1961	0	0	0
BANNER LIFE INS CO	21, 2, 1	5/27/1982	9/21/1981	6,068,871	4,442,948	0
BENEFICIAL LIFE INS CO	2, 1	6/7/1905	5/10/1905	10,844,588	40,663,510	1

**Summary of Idaho Business
LIFE AND DISABILITY INSURERS (continued)**

Company Name	Lines of Business	License Date	Incorporated Date	Direct Idaho Premiums Written	Direct Idaho Claims and Benefits	Complaint Count As Of 12/31/2015
BERKLEY LIFE & HLTH INS CO	2, 1	12/8/1964	11/19/1962	347,753	183,176	0
BERKSHIRE HATHAWAY LIFE INS CO NE	1	1/26/1999	5/14/1993	0	20,479	0
BERKSHIRE LIFE INS CO OF AMER	2, 1	8/25/1976	5/11/2001	1,468,714	(677,822)	0
BEST LIFE & HLTH INS CO	1, 2	7/20/1981	11/28/1962	469,288	290,637	0
BLUE CROSS OF ID CARE PLUS INC	2	2/21/2013	2/19/2013	325,295,243	300,159,253	0
BLUE CROSS OF ID HLTH SERV INC	2	12/31/1977	1/1/1978	1,208,900,078	1,116,902,295	90
BOSTON MUT LIFE INS CO	2, 1	10/2/1980	8/18/1891	196,910	96,890	0
BRIDGESPAN HLTH CO	2	1/18/2013	8/10/1982	3,541,866	4,936,276	3
CAPITOL LIFE INS CO	21, 2, 1	6/13/1913	7/1/1905	0	0	0
CATAMARAN INS OF OHIO INC	1, 2	10/16/1991	10/19/1948	1,511	0	0
CELTIC INS CO	1, 2	7/10/1957	5/3/1949	0	0	0
CENTRAL SECURITY LIFE INS CO	1, 2	11/8/1983	2/19/1955	2,652	5,575	0
CENTRAL STATES H & L CO OF OMAHA	2, 1	4/1/1951	6/2/1932	129,865	95,771	0
CENTRAL UNITED LIFE INS CO	2, 1	9/7/1966	10/22/1962	131,381	585,041	0
CENTRE LIFE INS CO	1, 2	8/16/1977	10/7/1926	21,968	31,011	0
CENTURION LIFE INS CO	1, 2	8/25/1978	5/10/1956	19,426	2,359	0
CHARTER NATL LIFE INS CO	21, 2, 1	8/16/1962	12/7/1955	0	134,737	0
CHESAPEAKE LIFE INS CO	1, 2	12/29/1967	4/20/1956	1,507,705	617,439	2
CHRISTIAN FIDELITY LIFE INS CO	2, 1	8/1/1988	4/25/1935	0	0	0
CHURCH LIFE INS CORP	1, 2	2/8/2005	6/24/1922	64,813	10,774	0
CICA LIFE INS CO OF AMER	1, 2	8/1/1997	2/14/1968	86,896	295,069	1
CIGNA HLTH & LIFE INS CO	21, 2, 1	6/24/1975	5/2/1963	25,623,977	21,455,486	0
CINCINNATI LIFE INS CO	2, 1	9/14/1988	7/2/1987	1,511,745	109,463	0
CM LIFE INS CO	2, 21, 1	3/31/1982	4/25/1980	595,203	1,580,018	0
CMFG LIFE INS CO	2, 21, 1	7/3/1956	5/20/1935	14,990,256	44,497,337	1
COLONIAL LIFE & ACCIDENT INS CO	2, 1	2/21/1963	4/18/1939	3,830,224	1,578,402	0
COLONIAL PENN LIFE INS CO	21, 1, 2	10/19/1967	12/3/1957	2,866,820	2,079,747	0
COLORADO BANKERS LIFE INS CO	2, 1	10/28/1983	5/28/1974	124,378	22,737	0
COLUMBIAN LIFE INS CO	1, 2	9/3/1999	3/18/1988	356,288	124,087	0
COLUMBIAN MUT LIFE INS CO	1, 2	10/3/1990	11/1/1882	383,616	282,762	0
COLUMBUS LIFE INS CO	2, 21, 1	9/12/1995	9/8/1986	520,673	278,622	0
COMBINED INS CO OF AMER	1, 2	3/1/1948	10/11/1949	3,709,126	2,097,476	1
COMMERCIAL TRAVELERS MUT INS CO	2	8/13/1981	3/20/1883	1,753	150	0

Summary of Idaho Business

LIFE AND DISABILITY INSURERS (continued)						
Company Name	Lines of Business	License Date	Incorporated Date	Direct Idaho Premiums Written	Direct Idaho Claims and Benefits	Complaint Count As Of 12/31/2015
COMMONWEALTH ANN & LIFE INS CO	21, 1, 2	1/1/1975	12/30/2002	269,183	2,595,280	0
	2, 1	9/16/1981	6/29/1970	4,720,646	2,074,160	0
COMPANION LIFE INS CO	1	9/8/1986	5/13/1959	126	0	0
CONNECTICUT GEN LIFE INS CO	2, 1, 21	1/18/1946	6/22/1865	1,756,119	2,504,155	0
CONSTITUTION LIFE INS CO	2, 1	1/5/1949	6/11/1929	53,043	64,393	0
CONTINENTAL AMER INS CO	2, 1	12/4/2002	11/25/1968	929,917	343,142	0
CONTINENTAL GEN INS CO	2, 1	7/25/1974	5/24/1961	148,149	(154,928)	1
CONTINENTAL LIFE INS CO BRENTWOOD	1, 2	10/26/1988	12/5/1983	11,452,650	7,991,874	1
CORVESTA LIFE INS CO	1, 2	10/18/1994	9/24/1965	0	0	0
COUNTRY INVESTORS LIFE ASSUR CO	21, 1, 2	2/4/1999	10/13/1981	24,128	144,866	0
COUNTRY LIFE INS CO	2, 1	11/8/1962	11/24/1928	509,891	449,678	0
COVENTRY HLTH & LIFE INS CO	2	9/2/2011	4/24/1968	(7,417)	859	0
CSI LIFE INS CO	1, 2	9/2/2011	11/21/1973	672	0	0
DEARBORN NATL LIFE INS CO	1, 2	9/10/2004	8/23/1966	156,321	98,381	0
DELAWARE AMER LIFE INS CO	2, 1	8/28/1975	11/4/1964	6,606	0	0
DELAWARE LIFE INS CO	1, 2, 21	1/23/1978	1/12/1970	7,385,579	8,093,616	0
DELTA DENTAL PLAN OF ID INC	2	4/17/1973	6/21/1971	42,710,486	34,811,610	1
DENTEGRA INS CO	1, 2	12/17/1980	7/27/1966	778,935	487,520	0
DESERET MUT INS CO	2	8/9/2004	12/31/1968	0	0	0
DIRECT GEN LIFE INS CO	2, 1	6/22/1983	11/17/1982	0	0	0
EDUCATORS MUT INS ASSOC	2	10/24/2005	6/26/1935	88,022	152,963	0
ELCO MUT LIFE & ANN	1	7/13/1982	3/15/1946	171,588	291,482	0
EMC NATL LIFE CO	1, 2	10/18/1974	8/1/1962	112,346	122,684	0
EMPHEYS INS CO	2, 1	10/29/1996	3/13/1978	0	0	0
EMPLOYERS REASSUR CORP	1, 2	7/13/1987	8/20/1986	0	0	0
ENVISION INS CO	2	7/29/2008	2/8/2006	2,089,055	1,612,049	0
EQUITABLE LIFE & CAS INS CO	2, 1	5/20/1980	6/6/1935	2,119,922	1,937,903	0
EQUITRUST LIFE INS CO	1, 21	8/11/1971	6/3/1966	10,720,150	3,616,505	1
EVERENCE INS CO	2, 1	8/12/1988	2/4/1987	0	0	0
EXPRESS SCRIPTS INS CO	2	11/15/2006	2/23/1994	123,736	73,638	0
FAMILY HERITAGE LIFE INS CO OF AMER	1, 2	2/14/2000	8/22/1989	916,685	137,619	0
FAMILY LIFE INS CO	1, 2, 21	7/9/1953	6/1/1949	1,818,377	1,576,512	0
FAMILY SERV LIFE INS CO	1	7/7/1988	5/4/1955	0	696	0

Summary of Idaho Business
LIFE AND DISABILITY INSURERS (continued)

Company Name	Lines of Business	License Date	Incorporated Date	Direct Idaho Premiums Written	Direct Idaho Claims and Benefits	Complaint Count As Of 12/31/2015
FARM BUREAU LIFE INS CO	21, 2, 1	7/3/1995	10/30/1944	31,072,544	22,858,329	0
FARMERS NEW WORLD LIFE INS CO	2, 21, 1	12/3/1912	2/21/1910	8,509,483	8,488,681	1
FEDERAL LIFE INS CO	2, 1	12/20/1971	9/8/1899	16,527	34,935	0
FEDERATED LIFE INS CO	1, 21, 2	8/5/1983	12/9/1958	821,181	37,764	0
FIDELITY & GUAR LIFE INS CO	1, 2, 21	6/15/1960	12/16/1959	6,109,394	7,038,454	0
FIDELITY INVESTMENTS LIFE INS CO	1, 21, 2	3/1/1984	5/13/1981	5,749,946	3,651,094	0
FIDELITY LIFE ASSN A LEGAL RESERVE L	2, 1	3/18/1975	2/24/1896	517,840	1,056,946	0
FIDELITY SECURITY LIFE INS CO	21, 2, 1	4/1/1977	1/17/1969	519,948	246,140	0
FINANCIAL AMER LIFE INS CO	1, 2	8/31/2004	6/1/1964	0	0	0
FINANCIAL ASSUR LIFE INS CO	1	12/20/1988	1/5/1912	664	0	0
FIRST ALLMERICA FIN LIFE INS CO	1, 21, 2	8/3/1948	3/16/1844	12,358	90,949	0
FIRST HLTH LIFE & HLTH INS CO	1, 2	9/30/1980	12/29/1978	4,012,407	3,392,798	0
FIRST PENN PACIFIC LIFE INS CO	1, 2, 21	7/11/1980	6/19/1963	394,989	1,221,329	0
FORESTERS LIFE INS ANN CO	21, 1, 2	6/15/2004	8/3/1962	113,308	225,699	1
FORETHOUGHT LIFE INS CO	21, 2, 1	8/6/1982	2/14/1980	20,847,919	4,667,192	0
FUNERAL DIRECTORS LIFE INS CO	2, 1	2/19/1997	2/27/1981	110	10,749	0
GARDEN STATE LIFE INS CO	2, 1	6/25/1965	6/22/1956	68,121	15,209	0
GENERAL AMER LIFE INS CO	2, 21, 1	5/22/1953	6/24/1933	486,442	1,674,567	0
GENERAL FIDELITY LIFE INS CO	1, 2	12/31/1981	8/11/1980	2,399	0	0
GENERAL RE LIFE CORP	2, 1	12/8/1987	6/1/1967	0	0	0
GENERATION LIFE INS CO	2, 1	12/27/1971	11/2/1965	0	0	0
GENWORTH LIFE & ANN INS CO	21, 2, 1	9/8/1982	3/21/1871	8,218,878	9,447,148	0
GENWORTH LIFE INS CO	1, 2	11/15/1956	9/28/1956	14,977,262	15,649,903	1
GERBER LIFE INS CO	2, 1	4/18/1969	12/22/1967	2,647,417	1,833,008	1
GLOBE LIFE & ACCIDENT INS CO	2, 1	12/31/1980	11/29/1979	2,037,445	993,884	0
GOLDEN RULE INS CO	2, 1	7/16/1982	6/17/1959	106,495	462,942	1
GOVERNMENT PERSONNEL MUT LIFE INS CO	1, 2	10/29/2002	5/15/1934	405,400	317,831	0
GREAT AMER LIFE INS CO	1, 2	3/31/1982	12/29/1961	21,354,749	9,290,553	0
GREAT FIDELITY LIFE INS CO	1, 2	10/21/1988	5/13/1952	0	0	0
GREAT SOUTHERN LIFE INS CO	2, 1	12/31/1979	3/1/1909	80,029	120,675	0
GREAT W LIFE & ANN INS CO	2, 1, 21	4/29/1987	3/28/1907	22,681,974	23,561,178	0
GREAT WESTERN INS CO	1, 2	10/6/1976	4/23/1983	9,927,447	5,566,410	0
GROUP HLTH OPTIONS INC	2	8/17/1995	1/30/1990	8,918,079	11,993,946	1

Summary of Idaho Business LIFE AND DISABILITY INSURERS (continued)

Company Name	Lines of Business	License Date	Incorporated Date	Direct Idaho Premiums Written	Direct Idaho Claims and Benefits	Complaint Count As Of 12/31/2015
GUARANTEE TRUST LIFE INS CO	2, 1	8/1/1961	5/16/1936	317,464	88,905	1
GUARDIAN INS & ANN CO INC	1, 21	12/8/1987	3/2/1970	1,545,455	925,828	0
GUARDIAN LIFE INS CO OF AMER	2, 21, 1	5/20/1947	4/10/1860	5,016,510	5,189,940	1
GUGGENHEIM LIFE & ANN CO	2, 1	10/30/1990	8/29/1985	1,515,032	439,214	0
HARTFORD LIFE & ACCIDENT INS CO	2, 1, 21	5/2/1968	2/14/1967	10,497,987	8,971,968	0
HARTFORD LIFE & ANN INS CO	21, 1, 2	3/3/1971	1/9/1956	4,583,721	24,682,553	0
HARTFORD LIFE INS CO	21, 1, 2	7/24/1978	2/16/1978	3,488,447	13,602,212	2
HCC LIFE INS CO	2, 1	5/7/1982	12/3/1980	5,130,641	3,679,876	0
HCSC INS SERV CO	1, 2	6/20/1984	2/6/1958	0	0	0
HEALTH CARE SERV CORP A MUT LEGAL RE	2	9/29/2005	10/1/1936	219,053	159,166	0
HEALTH NET LIFE INS CO	2, 1	7/25/1974	11/20/1986	0	0	0
HEALTHMARKETS INS CO	2, 1	1/4/1982	6/11/1981	9	(14,153)	0
HEALTHSPRING LIFE & HLTH INS CO INC	2	6/1/2010	2/27/2007	21,845	(114,537)	0
HM HLTH INS CO	1, 2	7/31/1967	12/8/1954	0	0	0
HM LIFE INS CO	2, 1	3/30/1982	5/11/1981	926,794	2,467,427	0
HOMESTEADERS LIFE CO	1, 21	11/24/1986	1/5/1906	793,445	348,255	0
HORACE MANN LIFE INS CO	1, 2, 21	5/9/1960	8/9/1949	1,549,088	1,030,893	0
HUMANA BENEFIT PLAN OF IL INC	2	4/12/2012	6/20/1994	0	0	0
HUMANA HLTH PLAN INC	2	3/1/2008	8/23/1982	28,078,186	28,022,062	0
HUMANA INS CO	2, 1	8/6/1984	12/18/1968	72,420,915	57,817,163	0
HUMANADENTAL INS CO	1, 2	4/1/1977	1/1/2008	650,020	430,495	0
IA AMER LIFE INS CO	1, 2	6/30/1981	5/30/1980	7,116	14,869	0
IDEALIFE INS CO	1, 2	12/12/1986	6/1/1981	2,133	22,683	0
ILLINOIS MUT LIFE INS CO	1, 2	5/28/1991	7/9/1912	320,888	210,323	0
INDEPENDENCE LIFE & ANN CO	1, 2, 21	7/13/1956	10/11/1945	0	0	0
INDIVIDUAL ASSUR CO LIFE HLTH & ACC	1, 2	9/2/1981	10/18/1973	110,913	98,466	0
INDUSTRIAL ALLIANCE INS & FIN SERV I	1, 2	3/11/2013	4/29/1967	77,572	60,387	0
INTEGRITY LIFE INS CO	21, 1, 2	7/23/1982	5/3/1966	5,314,279	1,803,233	0
INVESTORS LIFE INS CO N AMER	21, 2, 1	9/24/1968	6/18/1963	62,543	193,214	0
JACKSON NATL LIFE INS CO	21, 2, 1	6/12/1981	6/19/1961	89,862,075	61,911,475	0
JEFFERSON NATL LIFE INS CO	1, 2, 21	9/20/1966	2/8/1937	2,254,447	2,277,692	0
JOHN ALDEN LIFE INS CO	1, 2	8/6/1973	5/17/1973	808,637	788,806	0
JOHN HANCOCK LIFE & HLTH INS CO	2, 21, 1	7/13/1982	5/27/1981	89,876	(6,329)	0

Summary of Idaho Business
LIFE AND DISABILITY INSURERS (continued)

Company Name	Lines of Business	License Date	Incorporated Date	Direct Idaho Premiums Written	Direct Idaho Claims and Benefits	Complaint Count As Of 12/31/2015
JOHN HANCOCK LIFE INS CO USA	2, 1, 21	6/20/1956	8/20/1955	59,113,981	71,757,556	3
KANAWHA INS CO	2, 1	7/25/1995	5/22/1958	166,507	186,971	0
KANSAS CITY LIFE INS CO	2, 1, 21	6/24/1913	5/1/1895	2,342,974	1,897,302	0
LAFAYETTE LIFE INS CO	1, 2	9/25/1973	12/26/1905	3,631,559	3,426,685	0
LANDCAR LIFE INS CO	2, 1	5/2/1997	9/10/1980	(1,305)	3,124	0
LANDMARK LIFE INS CO	1	5/18/2011	8/6/1964	2,796	0	0
LIBERTY BANKERS LIFE INS CO	1, 2	7/23/1987	11/14/1957	852,776	663,786	0
LIBERTY LIFE ASSUR CO OF BOSTON	2, 1, 21	6/18/1965	9/17/1963	3,979,129	3,222,470	1
LIBERTY NATL LIFE INS CO	2, 1, 21	1/15/1980	7/1/1929	696,338	269,423	0
LIFE INS CO OF N AMER	1, 2	7/10/1957	9/21/1956	12,622,962	13,360,805	0
LIFE INS CO OF THE SOUTHWEST	21, 2, 1	4/27/1982	3/7/1955	1,282,022	1,720,248	0
LIFE OF THE SOUTH INS CO	1, 2	9/14/2006	9/22/1981	215,682	12,015	0
LIFEMAP ASSUR CO	1, 2	12/17/1987	3/9/1964	8,770,550	6,007,090	0
LIFESECURE INS CO	1, 2	3/1/1983	6/11/1954	141,638	50,094	0
LIFESHIELD NATL INS CO	2, 1	3/3/1986	4/28/1982	835	0	0
LIFEWISE ASSUR CO	2, 1	5/9/1991	9/11/1981	501	99,238	0
LIFEWISE HLTH PLAN OF OR INC	1, 2	4/11/1995	8/7/1986	0	0	0
LINCOLN BENEFIT LIFE CO	2, 1, 21	4/1/1973	10/18/1938	6,859,637	11,550,050	0
LINCOLN HERITAGE LIFE INS CO	1, 2	5/19/1975	8/15/1963	1,958,513	1,129,235	0
LINCOLN LIFE & ANN CO OF NY	1, 2	11/3/1977	10/27/1897	9,761	243,649	1
LINCOLN NATL LIFE INS CO	2, 21, 1	9/1/1937	6/12/1905	81,593,732	70,841,881	1
LOMBARD INTL LIFE ASSUR CO	2, 21, 1	4/30/1996	1/29/1960	0	0	0
LONDON LIFE REINS CO	1, 2	7/18/1978	3/26/1969	0	0	0
LONGEVITY INS CO	2, 1	5/16/1968	1/8/1965	0	0	0
LOYAL AMER LIFE INS CO	2, 1	7/3/1972	5/18/1955	1,637,906	1,218,092	0
MADISON NATL LIFE INS CO INC	2, 1	12/23/1987	10/17/1961	238,473	124,718	0
MANHATTAN LIFE INS CO	2, 1	8/24/1959	5/29/1850	1,896,630	915,980	0
MANHATTAN NATL LIFE INS CO	1, 2	8/21/1963	12/20/1956	27,073	193	0
MAPFRE LIFE INS CO	1, 2	12/30/1977	6/24/1975	870	0	0
MASSACHUSETTS MUT LIFE INS CO	2, 1, 21	9/15/1949	5/15/1851	61,320,569	24,540,254	0
MEDAMERICA INS CO	1, 2	8/19/1987	4/5/1966	437,559	218,382	0
MEDCO CONTAINMENT LIFE INS CO	1, 2	9/29/1981	8/30/1954	6,012,677	5,388,502	0
MEDICO CORP LIFE INS CO	2, 1	7/19/2006	3/16/1960	2,459	16,041	0

Summary of Idaho Business
LIFE AND DISABILITY INSURERS (continued)

Company Name	Lines of Business	License Date	Incorporated Date	Direct Idaho Premiums Written	Direct Idaho Claims and Benefits	Complaint Count As Of 12/31/2015
MEDICO INS CO	2, 1	9/5/1962	4/26/1930	2,810,295	1,976,988	0
MEDICO LIFE & HLTH INS CO	1, 2	9/3/1949	9/13/1935	417	20,380	0
MEMBERS HLTH INS CO	1, 2	4/18/1983	5/20/1982	0	0	0
MEMBERS LIFE INS CO	2, 21, 1	9/22/1978	2/27/1976	2,155,571	13,002	0
MERIT HLTH INS CO	2, 1	3/24/2015	1/8/1993	0	0	0
MERIT LIFE INS CO	2, 1	12/8/1975	9/11/1957	1,127,847	436,989	0
METLIFE INS CO USA	21, 1, 2	6/25/1893	6/17/1863	25,018,597	41,960,668	0
METROPOLITAN LIFE INS CO	2, 1, 21	3/2/1915	3/24/1868	34,826,502	115,458,518	2
METROPOLITAN TOWER LIFE INS CO	21, 1, 2	10/5/1983	3/4/1982	260,682	748,065	1
MID WEST NATL LIFE INS CO OF TN	2, 1	7/5/1985	3/1/1965	(175,913)	1,055,636	0
MIDLAND NATL LIFE INS CO	1, 2, 21	4/2/1926	8/30/1906	33,231,913	10,355,191	1
MIDWESTERN UNITED LIFE INS CO	2, 1	6/22/1962	5/4/1948	16,322	496	0
MINNESOTA LIFE INS CO	21, 2, 1	10/7/1947	8/6/1880	19,262,475	9,664,176	1
MML BAY STATE LIFE INS CO	21, 2, 1	7/20/1981	4/1/1935	62,231	443,353	0
MODA HLTH PLAN INC	2	1/24/2007	11/3/1988	0	0	0
MONTANA HLTH COOPERATIVE	2	6/13/2014	12/15/2010	54,491,404	67,809,505	27
MONY LIFE INS CO	1, 2, 21	7/25/1893	4/12/1842	4,014,354	11,566,048	1
MONY LIFE INS CO OF AMER	21, 1, 2	4/15/1976	3/6/1969	2,487,863	4,333,899	0
MUNICH AMER REASSUR CO	2, 1	6/4/1981	10/29/1959	0	0	0
MUTUAL OF AMER LIFE INS CO	21, 1, 2	11/30/1982	1/3/1945	695,208	2,546,178	0
MUTUAL OF OMAHA INS CO	2, 1	4/1/1920	3/5/1909	16,937,178	13,405,920	1
MUTUAL TRUST LIFE INS CO A PAN AMER	21, 1, 2	12/15/1969	12/5/1904	1,326,263	1,356,053	0
NATIONAL BENEFIT LIFE INS CO	1, 2	5/31/1968	6/18/1962	70,417	69,866	0
NATIONAL FARMERS UNION LIFE INS CO	2, 1	7/1/1950	12/7/1937	33,852	144,852	0
NATIONAL GUARDIAN LIFE INS CO	1, 2	11/3/1965	9/28/1909	2,647,662	833,077	0
NATIONAL HLTH INS CO	1, 2	6/29/1981	8/30/1965	1,080,601	877,049	0
NATIONAL LIFE INS CO	2, 1, 21	5/31/1946	11/13/1848	567,187	1,466,463	0
NATIONAL TEACHERS ASSOC LIFE INS CO	1, 2	6/8/1999	7/14/1938	12,856	3,430	0
NATIONAL WESTERN LIFE INS CO	2, 1	10/16/1959	7/16/1956	5,287,321	4,891,829	1
NATIONWIDE LIFE & ANN INS CO	21, 1, 2	3/12/1998	2/9/1981	22,648,841	2,042,991	0
NATIONWIDE LIFE INS CO	21, 2, 1	12/9/1955	3/21/1929	54,324,925	71,517,347	0
NATL FOUNDATION LIFE INS CO	1, 2	12/30/1983	8/2/1983	2,829	9,185	0
NEW ENGLAND LIFE INS CO	21, 1, 2	9/25/1981	9/12/1980	271,824	142,255	0

Summary of Idaho Business LIFE AND DISABILITY INSURERS (continued)

Company Name	Lines of Business	License Date	Incorporated Date	Direct Idaho Premiums Written	Direct Idaho Claims and Benefits	Complaint Count As Of 12/31/2015
NEW YORK LIFE INS & ANN CORP	1, 21, 2	7/21/1981	11/3/1980	45,129,980	32,723,006	0
NEW YORK LIFE INS CO	2, 1, 21	5/1/1896	5/21/1841	37,018,238	26,597,262	0
NIPPON LIFE INS CO OF AMER	2, 1	6/4/1981	8/23/1972	0	0	0
NORTH AMER CO LIFE & HLTH INS	1, 2	7/9/1908	5/13/1886	16,608,674	6,604,185	0
NORTH CAROLINA MUT LIFE INS CO	1, 2	1/25/1978	2/28/1899	43	0	0
NORTH COAST LIFE INS CO	2, 1	4/26/1966	2/5/1965	402,177	1,015,829	0
NORTHWESTERN LONG TERM CARE INS CO	1, 2	9/20/1965	9/18/1953	3,786,670	1,208,939	0
NORTHWESTERN MUT LIFE INS CO	1, 21, 2	5/1/1896	3/2/1857	89,141,007	69,845,629	0
NYLIFE INS CO OF AZ	21, 2, 1	3/15/1991	7/23/1987	197,360	102,374	0
OCCIDENTAL LIFE INS CO OF NC	2, 1	7/27/1948	6/13/1906	125,540	89,547	0
OHIO NATL LIFE ASSUR CORP	21, 2, 1	6/12/1980	6/26/1979	3,825,958	5,741,638	0
OHIO NATL LIFE INS CO	2, 21, 1	5/11/1933	9/9/1909	16,136,625	12,960,631	0
OHIO STATE LIFE INS CO	1, 2	5/7/1982	2/26/1906	32,665	53,920	0
OLD AMER INS CO	2, 1	7/31/1969	12/11/1939	1,212,688	512,316	0
OLD REPUBLIC LIFE INS CO	2, 1	1/8/1948	4/17/1923	302,069	41,133	0
OLD UNITED LIFE INS CO	1, 2	8/25/1995	11/15/1963	0	0	0
OXFORD LIFE INS CO	2, 1	12/20/1985	7/27/1965	1,542,809	1,050,438	0
PACIFIC GUARDIAN LIFE INS CO LTD	1, 2	4/1/1973	8/3/1961	13,414	0	0
PACIFIC LIFE & ANN CO	1, 21, 2	9/30/1990	9/20/1982	0	466,612	0
PACIFIC LIFE INS CO	21, 2, 1	8/3/1936	1/2/1868	29,339,951	36,187,660	0
PACIFICARE LIFE & HLTH INS CO	1, 2	12/9/1991	3/1/1967	0	0	0
PACIFICSOURCE COMM HLTH PLANS	2	12/29/2014	12/12/2005	148,297,398	150,760,246	0
PACIFICSOURCE HLTH PLANS	2	5/19/2006	3/31/1933	39,721,713	40,396,358	2
PAN AMER ASSUR CO	21, 1	10/17/2002	5/19/1981	17,070	0	0
PAN AMER LIFE INS CO	2, 1	10/1/1996	3/28/1911	1,929,242	352,124	0
PARK AVENUE LIFE INS CO	1, 2	1/10/1991	11/19/1964	151	6	0
PARKER CENTENNIAL ASSUR CO	1, 2	9/9/1975	1/8/1973	0	3,000	0
PAUL REVERE LIFE INS CO	1, 2	9/4/1930	6/10/1930	360,643	895,919	0
PAVONIA LIFE INS CO OF MI	2, 1	8/16/1991	12/18/1980	225,033	111,927	0
PENN INS & ANN CO	21, 2, 1	10/15/1981	7/3/1980	432,745	109,735	0
PENN MUT LIFE INS CO	2, 1, 21	4/8/1902	2/24/1847	3,976,016	6,261,831	1
PENNSYLVANIA LIFE INS CO	2, 1	5/27/1954	1/12/1948	337,493	199,419	0
PHARMACISTS LIFE INS CO	1, 2	12/17/2001	5/21/1979	6,940	0	0

Summary of Idaho Business
LIFE AND DISABILITY INSURERS (continued)

Company Name	Lines of Business	License Date	Incorporated Date	Direct Idaho Premiums Written	Direct Idaho Claims and Benefits	Complaint Count As Of 12/31/2015
PHILADELPHIA AMER LIFE INS CO	1, 2	3/1/1978	1/6/1978	16,427	816	0
PHL VARIABLE INS CO	2, 1, 21	6/7/1983	7/15/1981	3,249,209	2,729,253	0
PHOENIX LIFE & ANN CO	1, 21, 2	8/6/1982	11/2/1981	17,128	0	0
PHOENIX LIFE INS CO	2, 21, 1	4/22/1927	5/1/1851	460,886	676,588	0
PHYSICIANS LIFE INS CO	2, 1	11/30/1970	1/15/1970	727,814	786,513	0
PHYSICIANS MUT INS CO	2	8/2/1965	2/10/1902	896,045	853,977	0
PIONEER AMER INS CO	2, 1	12/18/1958	4/23/1946	103,349	57,890	0
PIONEER MUT LIFE INS CO	1, 2	1/20/1948	1/1/2002	285,388	373,023	0
PIONEER SECURITY LIFE INS CO	2, 1	4/14/1982	1/12/1955	32,299	24,665	0
PRIMERICA LIFE INS CO	2, 1	2/12/1952	9/19/1927	7,444,532	7,777,728	0
PRINCIPAL LIFE INS CO	1, 2, 21	8/13/1901	6/24/1879	30,979,579	23,191,965	0
PRINCIPAL NATL LIFE INS CO	2, 1, 21	10/2/1972	11/6/1967	2,333,883	2,665	0
PROFESSIONAL INS CO	1, 2	8/31/1995	11/12/1936	5,811	0	0
PROTECTIVE LIFE INS CO	1, 21, 2	1/27/1971	7/24/1907	11,544,514	12,915,849	1
PROVIDENT AMER LIFE & HLTH INS CO	1, 2	8/19/1987	4/6/1949	33,326	14,471	0
PROVIDENT LIFE & ACCIDENT INS CO	2, 1	1/1/1928	5/24/1887	2,285,540	2,180,159	0
PROVIDENT LIFE & CAS INS CO	2, 1	11/26/1985	10/17/1951	14,704	0	0
PRUCO LIFE INS CO	1, 2, 21	5/17/1976	12/23/1971	44,183,348	24,555,888	0
PRUDENTIAL ANN LIFE ASSUR CORP	2, 1, 21	4/5/1977	5/21/1969	424,233	33,627,509	0
PRUDENTIAL INS CO OF AMER	1, 2, 21	1/1/1902	4/3/1873	81,050,612	136,185,298	0
PRUDENTIAL RETIREMENT INS & ANN CO	21, 2, 1	12/16/1987	1/14/1981	3,692	7,356,456	0
PURITAN LIFE INS CO OF AMER	1, 2	9/15/1980	6/2/1958	5,570	5,315	0
PYRAMID LIFE INS CO	1, 2	11/5/1959	5/26/1913	23,874	4,004	0
REGENCE BLUESHIELD OF ID INC	2	2/23/1946	2/23/1946	424,878,841	363,821,138	12
RELIABLE LIFE INS CO	2, 1	12/4/1970	12/29/1911	0	0	0
RELiance STANDARD LIFE INS CO	1, 2	7/20/1966	4/2/1907	4,602,498	3,737,917	1
RELIASTAR LIFE INS CO	2, 1, 21	4/30/1901	9/15/1885	9,131,000	16,688,283	1
RELIASTAR LIFE INS CO OF NY	21, 1, 2	5/6/1949	6/11/1917	45,730	3,910	0
RENAISSANCE LIFE & HLTH INS CO OF AM	1, 2	8/25/1953	4/29/1953	223,948	180,950	0
RESERVE NATL INS CO	2, 1	9/25/1978	9/19/1956	145,026	12,001	0
RESOURCE LIFE INS CO	1, 2	1/14/1971	10/14/1963	0	0	0
RGA REINS CO	1, 2	8/11/1982	8/3/1981	0	0	0
RIVERSOURCE LIFE INS CO	1, 2, 21	11/19/1959	8/7/1957	17,716,706	35,274,974	1

Summary of Idaho Business
LIFE AND DISABILITY INSURERS (continued)

Company Name	Lines of Business	License Date	Incorporated Date	Direct Idaho Premiums Written	Direct Idaho Claims and Benefits	Complaint Count As Of 12/31/2015
S USA LIFE INS CO INC	1	3/20/1997	3/8/1995	7,012	0	0
SAGICOR LIFE INS CO	1, 2	8/31/1977	4/5/1954	5,451,092	1,346,481	0
SCOR GLOBAL LIFE USA REINS CO	2, 1	8/16/1962	7/13/1982	0	0	0
SECURIAN LIFE INS CO	1, 2	10/20/1982	12/11/1981	608,438	353,805	0
SECURITAS FINANCIAL LIFE INS CO	1, 2	7/13/1982	9/14/1981	0	0	0
SECURITY BENEFIT LIFE INS CO	1, 2, 21	1/2/1950	2/22/1992	10,977,467	7,415,106	0
SECURITY LIFE INS CO OF AMER	1, 2	10/10/1967	5/17/1956	375,051	277,007	0
SECURITY LIFE OF DENVER INS CO	2, 21, 1	2/11/1960	8/13/1929	4,705,739	15,019,554	0
SECURITY MUT LIFE INS CO OF NY	2, 1	10/19/1983	11/6/1886	86,193	1,881	0
SECURITY NATL LIFE INS CO	1, 2	12/4/1970	1/31/1967	39,513	72,085	0
SELECTHEALTH BENEFIT ASSUR CO INC	2	5/23/2014	5/8/1992	1,726,112	2,095,001	0
SELECTHEALTH INC	2	7/27/1995	12/27/1983	198,911,518	266,564,802	30
SENIOR HLTH INS CO OF PA	21, 2, 1	12/12/1986	7/5/1887	215,376	412,057	0
SENIOR LIFE INS CO	1	1/9/2007	12/22/1970	44,126	869	0
SENTINEL SECURITY LIFE INS CO	1, 2	5/31/1960	5/12/1948	1,581,399	821,773	0
SENTRY LIFE INS CO	2, 1	12/14/1960	10/23/1958	1,463,037	976,304	0
SETTLERS LIFE INS CO	1, 2	7/27/1983	5/25/1982	5,255	7,031	0
SHELTERPOINT INS CO	2, 1	10/16/1991	4/16/1979	0	0	0
SIERRA HLTH & LIFE INS CO INC	1, 2	9/18/1942	8/16/1906	0	0	0
SILVERSCRIPT INS CO	2	1/9/2007	5/11/2005	12,895,659	8,396,271	0
SMART INS CO	2, 1	1/21/1998	2/28/1972	0	0	0
STANDARD INS CO	1, 2, 21	9/27/1920	2/24/1906	74,157,736	39,450,668	0
STANDARD LIFE & ACCIDENT INS CO	2, 1	1/26/1979	2/26/1976	281,115	404,570	0
STANDARD SECURITY LIFE INS CO OF NY	1, 2	6/15/1960	6/28/1957	1,597,290	1,195,117	0
STARMOUNT LIFE INS CO	1, 2	4/8/2008	8/24/1983	70,906	39,125	0
STATE FARM HLTH INS CO	1	7/26/1982	2/25/1982	0	0	0
STATE FARM LIFE INS CO	1, 21	10/2/1952	1/16/1929	28,223,197	14,603,823	0
STATE LIFE INS CO	2, 1	2/1/1982	12/30/2004	5,112,801	1,300,057	0
STATE MUT INS CO	1, 2	5/20/1993	2/14/1894	145,499	159,850	0
STERLING INVESTORS LIFE INS CO	1, 2	11/30/1982	7/14/1978	92,788	84,431	0
STERLING LIFE INS CO	2, 1	1/5/1978	1/7/1958	5,958,901	4,436,185	0
SUN LIFE & HLTH INS CO	1, 2	11/24/1976	1/31/1973	213,561	1,214,167	0
SUNSET LIFE INS CO OF AMER	2, 1	12/27/1938	5/12/1937	199,699	397,145	0

Summary of Idaho Business LIFE AND DISABILITY INSURERS (continued)

Company Name	Lines of Business	License Date	Incorporated Date	Direct Idaho Premiums Written	Direct Idaho Claims and Benefits	Complaint Count As Of 12/31/2015
SURETY LIFE INS CO	1, 2	7/6/1945	3/31/1936	212,037	247,409	0
SWISS RE LIFE & HLTH AMER INC	2, 1	9/20/1983	6/29/1967	0	27,600	0
SYMETRA LIFE INS CO	2, 1, 2, 1	6/21/1957	1/23/1957	17,679,942	13,996,038	0
SYMETRA NATL LIFE INS CO	1, 2	7/28/1980	9/4/1979	3,915	0	0
SYMPHONIX HLTH INS INC	2, 1	8/23/1983	3/29/1974	969,841	663,665	0
TEACHERS INS & ANN ASSOC OF AMER	1, 2, 2, 1	9/1/1972	3/4/1918	31,531,155	37,239,848	0
TEXAS LIFE INS CO	1	1/8/1991	1/9/1901	1,018,324	170,623	0
THE SAVINGS BANK LIFE INS CO OF MA	1	3/1/2011	3/31/1991	464,204	403,806	0
THRIVENT LIFE INS CO	2, 1, 2, 1	8/24/1983	4/20/1982	3,050,431	2,348,995	0
TIAA CREF LIFE INS CO	2, 1, 2, 1	12/28/1999	11/20/1996	959,651	275,796	1
TIME INS CO	2, 1	10/1/1956	2/11/1910	7,461,722	7,684,551	0
TOWN & COUNTRY LIFE INS CO	2, 1	9/26/1984	4/13/1955	0	0	0
TRANS WORLD ASSUR CO	1	12/19/1977	10/3/1962	42,595	12,654	0
TRANSAMERICA ADVISORS LIFE INS CO	2, 2, 1, 1	6/27/1988	1/27/1986	64,396	2,246,731	0
TRANSAMERICA FINANCIAL LIFE INS CO	1, 2, 1, 2	10/3/1995	10/3/1947	2,114,337	3,939,668	0
TRANSAMERICA LIFE INS CO	1, 2, 2, 1	5/11/1971	4/19/1961	46,595,693	30,958,552	0
TRANSAMERICA PREMIER LIFE INS CO	2, 2, 1, 1	10/26/1985	3/5/1858	9,142,153	12,363,623	4
TRUASSURE INS CO	2	3/1/2013	5/24/1979	0	0	0
TRUSTMARK INS CO	2, 1	5/7/1924	1/18/1913	282,376	163,777	0
TRUSTMARK LIFE INS CO	1, 2	8/1/1951	1/25/1925	2,384,632	1,539,990	0
UBS LIFE INS CO USA	1, 2, 2, 1	11/18/1959	8/14/1956	0	0	0
ULLICO LIFE INS CO	1, 2	1/7/1981	10/25/1947	2,976	25,000	0
UNICARE LIFE & HLTH INS CO	1, 2	7/21/1981	6/11/1971	207,920	341,483	0
UNIFIED LIFE INS CO	1, 2	12/21/2001	5/11/2001	225,248	153,708	0
UNIMERICA INS CO	1, 2	10/21/2002	12/1/1980	573,904	491,106	0
UNION FIDELITY LIFE INS CO	2, 1	12/20/1948	9/2/1925	292,425	216,889	0
UNION LABOR LIFE INS CO	1, 2, 1, 2	6/11/1973	10/26/1925	121,337	60,722	0
UNION SECURITY INS CO	1, 2, 1, 2	1/1/1963	3/26/1910	2,189,999	2,420,202	0
UNITED AMER INS CO	2, 1	2/26/1982	8/14/1981	2,211,253	1,456,342	1
UNITED BENEFIT LIFE INS CO	1, 2	6/14/1984	6/26/1957	0	0	0
UNITED CONCORDIA INS CO	2, 1	12/6/1991	10/20/1975	313,910	309,827	0
UNITED FIDELITY LIFE INS CO	2, 1	8/31/1978	9/1/1977	32,121	186,563	0
UNITED HERITAGE LIFE INS CO	1, 2	12/30/1948	7/7/1934	11,987,024	9,761,947	1

Summary of Idaho Business
LIFE AND DISABILITY INSURERS (continued)

Company Name	Lines of Business	License Date	Incorporated Date	Direct Idaho Premiums Written	Direct Idaho Claims and Benefits	Complaint Count As Of 12/31/2015
UNITED HOME LIFE INS CO	2, 1	11/15/1956	11/23/1948	72,215	14,918	0
UNITED INS CO OF AMER	1, 2	10/27/1950	10/15/1927	566	6,319	0
UNITED LIFE INS CO	2, 1	8/4/1987	5/8/1962	218,133	96,048	0
UNITED NATL LIFE INS CO OF AMER	1, 2	11/25/1992	12/14/1960	9,394	66,750	0
UNITED OF OMAHA LIFE INS CO	1, 2, 21	3/4/1927	8/9/1926	21,219,440	17,187,217	0
UNITED STATES LIFE INS CO IN THE CIT	2, 1	11/17/1961	2/25/1850	820,339	867,830	0
UNITED TEACHER ASSOC INS CO	2, 1	11/22/1991	12/15/1958	190,688	76,510	0
UNITED WORLD LIFE INS CO	1, 2	8/10/1970	1/28/1970	3,080,666	2,169,548	0
UNITEDHEALTHCARE INS CO	2, 1	11/30/1972	3/24/1972	183,548,742	144,761,057	1
UNITEDHEALTHCARE LIFE INS CO	2, 1	4/16/1991	12/10/1982	0	0	0
UNITY FINANCIAL LIFE INS CO	1	7/24/1996	5/6/1964	25,903	9,713	0
UNIVERSAL GUAR LIFE INS CO	2, 1	6/16/1993	11/15/1966	4,328	6,737	0
UNIVERSAL UNDERWRITERS LIFE INS CO	2, 1	10/10/1967	12/21/1964	120,304	0	0
UNUM INS CO	2, 1	9/23/1968	8/6/1965	1,101	0	2
UNUM LIFE INS CO OF AMER	1, 2, 21	6/18/1970	8/24/1966	9,157,615	5,209,446	0
US BR GREAT WEST LIFE ASSUR CO	2, 1	11/26/1974	8/28/1891	69,455	112,443	0
US BR SUN LIFE ASSUR CO OF CANADA	21, 2, 1	7/23/1926	3/18/1865	4,919,616	4,561,218	0
US BUSINESS OF CANADA LIFE ASSUR CO	1, 2	12/9/1955	4/25/1849	171,698	873,793	0
US FINANCIAL LIFE INS CO	1	10/22/2002	9/30/1974	534,315	113,631	0
US HLTH & LIFE INS CO INC	1, 2	5/16/1988	1/11/1982	0	0	0
USAA LIFE INS CO	1, 2, 21	9/14/1966	6/26/1963	8,810,804	7,902,821	0
USABLE LIFE	1, 2	11/8/1996	4/20/1978	1,258,452	407,333	0
VANTIS LIFE INS CO	1, 2	7/12/2005	6/20/1963	45,920	115,767	0
VARIABLE ANN LIFE INS CO	1, 21	12/19/1969	8/21/1968	19,803,193	32,074,065	0
VOYA INS & ANN CO	1, 2, 21	5/25/1973	1/2/1973	7,078,744	36,904,290	1
VOYA RETIREMENT INS & ANN CO	1, 2, 21	11/17/1976	1/13/1976	24,668,974	40,796,998	0
VSP VISION CARE INC	2	6/26/2014	4/26/1960	7,952,842	5,590,495	0
WASHINGTON NATL INS CO	21, 1, 2	11/20/1923	5/26/1923	4,550,763	6,434,906	1
WELLCARE HLTH INS OF AZ INC	2, 1	3/19/1991	11/15/1972	0	0	0
WELLCARE HLTH INS OF KY INC	2, 1	7/19/1983	3/27/1962	0	0	0
WELLCARE PRESCRIPTION INS INC	2	12/6/2006	3/24/2005	4,567,206	3,323,367	0
WEST COAST LIFE INS CO	1, 2	1/1/1916	2/8/1915	4,124,900	2,627,862	0

Summary of Idaho Business

LIFE AND DISABILITY INSURERS (continued)						
Company Name	Lines of Business	License Date	Incorporated Date	Direct Idaho Premiums Written	Direct Idaho Claims and Benefits	Complaint Count As Of 12/31/2015
WESTERN & SOUTHERN LIFE INS CO	1, 2	8/16/1957	2/23/1888	51,983	89,147	0
WESTERN SOUTHERN LIFE ASSUR CO	1, 2, 21	1/6/1982	12/1/1980	95,411	1,786,584	0
WESTERN UNITED LIFE ASSUR CO	2, 1	10/5/2009	1/2/1975	16,558,927	7,916,471	0
WILCAC LIFE INS CO	2, 1	7/9/1952	4/26/1911	28,623	411,157	0
WILCO LIFE INS CO	2, 1	10/2/1964	1/30/1962	441,781	1,268,436	1
WILLAMETTE DENTAL OF ID INC	2	9/11/1998	7/22/1998	7,260,649	6,312,893	0
WILLIAM PENN LIFE INS CO OF NY	1	8/2/2002	9/12/1962	20,103	0	0
WILTON REASSUR CO	1, 2	7/28/1987	12/4/1900	0	0	0
WILTON REASSUR LIFE CO OF NY	1, 2, 21	7/31/1958	3/24/1955	18,647	1,535	0
WMI MUT INS CO	1, 2	12/17/1996	7/1/1987	1,468,405	579,220	0
XL LIFE INS & ANN CO	1, 2	9/19/1979	2/21/1978	0	0	0
ZALE LIFE INS CO	1, 2	2/1/2006	5/4/1964	4,364	1,370	0
ZURICH AMER LIFE INS CO	21, 2, 1	8/17/1981	1/6/1947	30,377,386	9,974,340	0

Lines of Business Code

- 01 - LIFE
- 02 - DISABILITY - EXCLUDING MANAGED CARE
- 21 - VARIABLE
- 23 - DISABILITY - INCLUDING MANAGED CARE
- 24 - MANAGED CARE ONLY

Summary of Idaho Business

PROPERTY AND CASUALTY INSURERS

Company Name	Lines of Business	License Date	Incorporated Date	Idaho Premiums Written	Losses Incurred	Complaint Count As Of 12/31/2015
21ST CENTURY ASSUR CO	4, 3, 2, 5	8/6/2009	9/21/1989	0	0	0
21ST CENTURY CAS CO	3, 5	7/30/2009	9/8/1987	0	0	0
21ST CENTURY CENTENNIAL INS CO	2, 4, 5, 3	11/17/1981	7/7/1977	2,543,209	1,549,248	0
21ST CENTURY IND INS CO	2, 3, 4, 7, 5	1/1/1981	11/10/1980	0	0	0
21ST CENTURY INS CO	3, 4, 5	3/16/2001	11/1/1967	0	0	0
21ST CENTURY INS CO OF THE SW	5, 3	7/30/2009	12/20/1995	0	0	0
21ST CENTURY N AMER INS CO	3, 4, 7, 5	9/30/1985	9/19/1985	815,972	397,126	0
21ST CENTURY PREMIER INS CO	5, 4, 3, 7, 2	7/3/1919	2/6/1866	245	(26)	0
21ST CENTURY SECURITY INS CO	6, 3, 4	10/16/1981	12/13/1951	0	0	0
ACA FIN GUAR CORP	7	3/16/1988	6/25/1986	0	0	0
ACADIA INS CO	2, 4, 7, 3, 6	11/6/2008	4/2/1992	0	0	0
ACCEPTANCE CAS INS CO	3, 7, 5, 4	7/10/1951	7/2/1920	0	0	0
ACCIDENT FUND GEN INS CO	6	5/1/2009	6/20/2005	75,527	(26,966)	0
ACCIDENT FUND INS CO OF AMER	6	10/1/2002	11/10/1994	169,818	147,297	0
ACCIDENT FUND NATL INS CO	6	5/1/2009	6/20/2005	535	(1,386)	0
ACCREDITED SURETY & CAS CO INC	5, 7	7/16/1997	7/6/1971	5,396	238	0
ACE AMER INS CO	2, 4, 3, 6, 7	4/25/1968	11/1/1945	9,686,031	1,175,097	0
ACE FIRE UNDERWRITERS INS CO	6, 4, 3, 2, 7	8/29/1968	1/24/1941	39,885	5,973	0
ACE PROP & CAS INS CO	3, 6, 7, 4, 2	12/18/1884	6/5/1819	25,488,947	31,176,125	0
ACIG INS CO	6, 7, 3, 4	10/23/1995	1/25/1985	18,977	7,948	0
ACSTAR INS CO	2, 4, 5, 7, 3	7/2/1973	11/23/1970	83,180	27031	0
ACUTY A MUT INS CO	3, 7, 5, 4	5/27/1981	8/11/1925	11846338	8867226	3
ADM INS CO	7, 3, 4, 5	12/9/1997	6/17/1986	3963	0	0
ADMIRAL IND CO	7, 3, 4, 5	5/24/2001	4/6/1992	0	0	2
ADVANTAGE WORKERS COMP INS CO	6, 7	12/4/1984	9/4/1981	3495726	1308979	0
AEGIS SECURITY INS CO	2, 3, 5, 7, 4	3/3/1986	5/25/1977	35095	18530	0
AETNA INS CO OF CT	5, 4	2/11/1991	1/3/1990	7248	-172686	0
AFFILIATED FM INS CO	4, 5, 7, 3	6/2/1965	5/6/1949	2799065	317218	0
AFFIRMATIVE INS CO	4, 5, 7, 3	5/28/1991	6/10/1983	0	0	0
AGCS MARINE INS CO	4, 3, 5	10/5/1982	10/31/1961	1233668	539375	0
AGRI GEN INS CO	3, 5, 4	10/25/1990	6/7/1983	48118	0	0

**Summary of Idaho Business
PROPERTY AND CASUALTY INSURERS (continued)**

Company Name	Lines of Business	License Date	Incorporated Date	Idaho Premiums Written	Losses Incurred	Complaint Count As Of 12/31/2015
AIG ASSUR CO	3, 6, 4	1/23/1992	9/26/1946	92	137340	0
AIG PROP CAS CO	4, 2, 6, 7, 3	8/21/1952	5/17/1871	631117	1222401	0
AIOI NISSAY DOWA INS CO OF AMER	7, 3, 6, 4	4/1/2013	1/11/1994	0	0	0
AIU INS CO	3, 7, 4, 6	4/1/1962	12/1/1913	0	-4750	0
ALAMANCE INS CO	7, 3, 4, 6	12/1/2007	11/30/1998	0	0	0
ALASKA NATL INS CO	3, 6, 7, 4	3/22/1991	4/30/1979	16033482	10957825	0
ALEA NORTH AMERICA INS CO	2, 6, 7, 4, 3	8/27/1984	6/30/1932	0	-4	0
ALLEGHENY CAS CO	7	12/19/1995	12/31/2015	153945	-434	0
ALLIANCE INS CO INC	3, 4, 7, 5	3/27/1975	12/31/1959	474725	312718	0
ALLIANZ GLOBAL RISKS US INS CO	3, 6, 7, 4	12/31/1977	9/16/1977	2589582	15928	0
ALLIED INS CO OF AMER	4, 3, 6, 7	12/1/2013	2/16/2005	222895	39111	0
ALLIED PROP & CAS INS CO	3, 5, 7, 4	11/3/1989	4/29/1983	4618811	2180087	0
ALLIED WORLD INS CO	7, 5, 3, 4	1/3/1995	8/18/1986	206650	-580978	0
ALLIED WORLD NATL ASSUR CO	5, 3, 7, 4	9/13/2007	9/12/1996	1363255	51171	0
ALLIED WORLD SPECIALTY INS CO	7, 4, 5, 3	10/30/1981	1/14/1972	1173447	466111	0
ALLMERICA FIN ALLIANCE INS CO	7, 4, 3, 6	10/13/1995	4/26/1995	0	0	0
ALLMERICA FIN BENEFIT INS CO	3, 7, 4, 6	6/4/1984	12/28/2000	131176	61929	0
ALLSTATE FIRE & CAS INS CO	7, 3, 4, 5	5/27/1981	9/6/1972	49665379	26616373	3
ALLSTATE IND CO	3, 4, 7, 6	11/2/1961	7/7/1960	17723307	8824515	5
ALLSTATE INS CO	2, 7, 6, 4, 3	5/9/1947	3/21/1931	16452687	7465807	1
ALLSTATE NORTHBROOK IND CO	2, 4, 6, 7, 3	8/12/1981	12/20/1978	0	-8	0
ALLSTATE PROP & CAS INS CO	7, 3, 4, 5	6/15/2001	2/14/1985	15665196	8353351	2
ALLSTATE VEHICLE & PROP INS CO	4, 5, 7, 3	9/2/1982	8/20/1979	7678477	3976336	2
ALPHA PROP & CAS INS CO	5, 4, 3	10/23/1995	12/19/1979	7186133	5339358	3
ALPS PROP & CAS INS CO	5	9/30/2013	9/22/1986	2464961	4144288	0
ALTERRA AMER INS CO	3, 4, 7, 2, 5	4/1/1962	12/18/1919	523302	2166897	0
AMBAC ASSUR CORP	7	2/19/1971	2/25/1970	0	0	0
AMCO INS CO	3, 4, 6, 7	7/7/1965	12/31/1958	10386457	4903289	0
AMERICAN AGRI BUSINESS INS CO	3, 5	12/5/2000	5/20/1948	5869992	5432639	0
AMERICAN ALT INS CORP	6, 7, 3, 4, 2	7/31/1998	4/26/1923	1908886	1414782	0
AMERICAN AUTOMOBILE INS CO	2, 7, 3, 6, 4	10/24/1924	12/14/1911	370076	170222	0

**Summary of Idaho Business
PROPERTY AND CASUALTY INSURERS (continued)**

Company Name	Lines of Business	License Date	Incorporated Date	Idaho Premiums Written	Losses Incurred	Complaint Count As Of 12/31/2015
AMERICAN BANKERS INS CO OF FL	2, 3, 4, 7, 5	11/21/1950	10/29/1947	9793430	3156734	0
AMERICAN CAS CO OF READING PA	2, 4, 3, 7, 6	10/20/1939	7/31/1902	2591773	877715	0
AMERICAN COMMERCE INS CO	2, 5, 4, 3	6/19/1957	9/18/1946	3715252	2765451	2
AMERICAN COMPENSATION INS CO	6	3/1/2008	12/6/1991	219211	145477	0
AMERICAN CONTRACTORS IND CO	7	2/23/1999	9/25/1990	453782	58849	1
AMERICAN ECONOMY INS CO	2, 6, 7, 4, 3	10/20/1965	10/19/1959	2433024	719489	0
AMERICAN EMPIRE INS CO	3, 4, 5, 7	8/26/1981	11/26/1979	0	0	0
AMERICAN EQUITY SPECIALTY INS CO	3, 4, 5	7/21/1999	1/29/1997	0	-45	0
AMERICAN FAMILY HOME INS CO	3, 7, 4, 6	9/6/1983	1/28/1965	185725	56191	0
AMERICAN FAMILY INS CO	3, 6, 4	12/1/2014	11/21/1995	1034811	414807	0
AMERICAN FAMILY MUT INS CO	6, 7, 3, 4, 2	4/5/2001	5/18/1927	34257689	18861007	8
AMERICAN FARMERS & RANCHERS INS CO	7, 3, 4, 5	6/27/2000	11/13/1979	0	0	0
AMERICAN FARMERS & RANCHERS MUT INS	3, 5	5/3/2005	1/1/1982	0	0	0
AMERICAN FIRE & CAS CO	3, 4, 6, 7	5/27/1981	1/1/1906	2896974	613194	0
AMERICAN GUAR & LIAB INS	4, 7, 3, 6	12/12/1939	7/17/1939	1846825	1101397	0
AMERICAN HALLMARK INS CO OF TX	7, 3, 4, 5	6/20/2005	2/17/1982	6530683	3044468	0
AMERICAN HLTHCARE IND CO	3, 5, 7	11/1/1989	10/3/1980	0	0	0
AMERICAN HOME ASSUR CO	3, 4, 2, 7, 6	4/1/1962	2/7/1899	1048708	-858090	0
AMERICAN INS CO	6, 7, 4, 2, 3	4/30/1901	2/20/1846	1370491	206720	0
AMERICAN INTERSTATE INS CO	7, 3, 4, 6	1/6/1997	12/21/1973	33187	500	0
AMERICAN MERCURY INS CO	4, 7, 3, 5	10/11/1977	11/30/1962	90461	56936	0
AMERICAN MINING INS CO	6, 3, 4	1/1/2009	2/7/1984	282402	14044	0
AMERICAN MODERN HOME INS CO	2, 3, 7, 4, 6	1/27/1975	1/25/1965	1952283	846457	0
AMERICAN MODERN PROP & CAS INS CO	4, 5, 3	10/21/2014	5/12/1982	0	0	0
AMERICAN MODERN SELECT INS CO	3, 4, 5	5/20/2005	8/15/1980	842190	96470	0
AMERICAN MUT SHARE INS CORP	SD	3/1/1984	5/7/1974	0	0	0
AMERICAN NATL GEN INS CO	4, 3, 2, 5	6/25/1984	12/30/1980	170950	55354	0
AMERICAN NATL PROP & CAS CO	6, 3, 4, 2	11/7/1979	10/1/1973	4197540	3199114	1
AMERICAN PET INS CO	4	4/12/2012	12/7/2000	102395	30200	0
AMERICAN RELIABLE INS CO	3, 4, 5, 2, 7	8/18/1958	7/17/1952	1616881	858587	1
AMERICAN ROAD INS CO	5, 3, 7, 4	10/11/1962	12/28/1959	235926	11546	0

**Summary of Idaho Business
PROPERTY AND CASUALTY INSURERS (continued)**

Company Name	Lines of Business	License Date	Incorporated Date	Idaho Premiums Written	Losses Incurred	Complaint Count As Of 12/31/2015
AMERICAN SAFETY CAS INS CO	4, 3, 7, 6	7/13/1982	6/9/1981	0	-8681	0
AMERICAN SECURITY INS CO	2, 3, 5, 4	12/30/1983	8/12/1938	281438	-45623	0
AMERICAN SELECT INS CO	3, 6, 4	3/1/2013	8/21/1959	0	0	0
AMERICAN SENTINEL INS CO	4, 3, 2, 6	2/23/2004	5/16/1956	2976	149	0
AMERICAN SERV INS CO INC	3, 4, 5, 7	11/18/2004	3/11/1983	206231	226080	0
AMERICAN SOUTHERN HOME INS CO	5, 7, 3, 4	9/16/2005	7/29/1982	42044	25194	0
AMERICAN STANDARD INS CO OF WI	5, 3	4/5/2001	4/5/1961	638697	200818	0
AMERICAN STATES INS CO	2, 3, 7, 4, 6	11/26/1965	7/15/1929	6560602	2478940	0
AMERICAN STATES PREFERRED INS CO	4, 5, 3	8/18/1981	7/26/1979	1431829	508485	0
AMERICAN SUMMIT INS CO	3, 7, 5	5/19/1966	12/15/1955	0	-32	0
AMERICAN SURETY CO	7	3/18/1997	3/9/1964	187553	-4143	0
AMERICAN WEST INS CO	4, 7, 5, 3	6/29/1995	12/27/1990	0	0	0
AMERICAN ZURICH INS CO	7, 4, 3, 6	10/26/1982	8/19/1981	3669316	1086447	0
AMERISURE INS CO	7, 3, 4, 6	3/1/2012	5/21/1968	11021	1574	0
AMERISURE MUT INS CO	3, 4, 6, 7	9/1/1950	9/12/1912	736590	77151	0
AMERISURE PARTNERS INS CO	3, 7, 6, 4	3/1/2012	3/22/2000	131	22	0
AMEX ASSUR CO	3, 4, 6, 7, 2	9/26/1980	1/30/1973	487736	130330	0
AQUARD INS CO	6, 4, 3	1/1/2004	6/10/1982	53810	42640	0
AMICA MUT INS CO	3, 4, 5	1/1/1973	3/1/1907	2078838	1522242	0
AMTRUST INS CO OF KS INC	3, 4, 7, 6	8/13/1992	1/10/1972	1209315	1123750	0
ARCH IND INS CO	6, 4, 7, 3	12/15/1969	7/23/1969	0	0	0
ARCH INS CO	3, 4, 6, 2, 7	4/15/1988	12/15/1971	7133185	4050113	0
ARCH MORTGAGE ASSUR CO	9	7/28/2000	3/3/1969	0	0	0
ARCH MORTGAGE GUAR CO	9	4/26/1968	12/21/1966	4138	0	0
ARCH MORTGAGE INS CO	9	10/23/1981	12/30/1980	2460056	339942	0
ARCH REINS CO	6, 7, 3, 4, 2	1/1/2004	7/20/1995	0	0	0
ARGONAUT INS CO	3, 2, 4, 6, 7	10/17/1957	5/21/1957	1389073	898511	0
ARGONAUT MIDWEST INS CO	6, 7, 4, 3	11/17/1980	3/19/1962	380481	165805	0
ARIZONA AUTOMOBILE INS CO	5	10/21/2009	2/25/2003	0	0	0
ARMED FORCES INS EXCH	5, 4, 3	9/9/1986	8/1/1982	186460	44587	0
ARROWOOD IND CO	4, 2, 7, 6, 3	3/31/1980	9/30/1910	0	211105	0

**Summary of Idaho Business
PROPERTY AND CASUALTY INSURERS (continued)**

Company Name	Lines of Business	License Date	Incorporated Date	Idaho Premiums Written	Losses Incurred	Complaint Count As Of 12/31/2015
ASHMERE INS CO	2, 5, 7, 4, 3	1/29/1992	10/6/1981	0	0	0
ASPEN AMER INS CO	7, 3, 4, 6, 2	5/12/1999	11/13/1990	222319	100337	0
ASSOCIATED IND CORP	4, 6, 3, 7, 2	1/2/1930	12/21/1922	1470936	441247	0
ASSOCIATED LOGGERS EXCH	10	7/24/1979	7/24/1979	10512371	7228053	0
ASSURED GUAR CORP	7, 5	11/5/2001	10/25/1985	0	0	0
ASSURED GUAR MUNICIPAL CORP	7	6/27/1988	3/16/1984	130267	0	0
ATAIN INS CO	3, 5, 4	3/1/2008	4/16/1987	5100	0	0
ATLANTA INTL INS CO	4, 7, 3, 6	8/24/1950	1/1/1929	0	0	0
ATLANTIC SPECIALTY INS CO	7, 3, 4, 2, 6	3/1/2005	6/27/1986	1911657	751763	0
ATRADIUS TRADE CREDIT INS CO	5	10/5/1998	1/14/1993	372921	-176660	0
ATX PREMIER INSURANCE COMPANY	5	7/24/1991	11/30/1989	0	0	0
AUSTIN MUT INS CO	3, 4, 5	10/15/1999	6/11/1896	1314602	584135	1
AUTO OWNERS INS CO	2, 3, 4, 7, 6	4/16/1970	7/1/1916	26756442	12707786	0
AUTOMOBILE INS CO OF HARTFORD CT	2, 4, 7, 3, 6	12/1/2005	6/25/1965	2057030	950247	2
AVEMCO INS CO	2, 4, 5, 7, 3	4/24/1964	3/14/1960	264741	202909	0
AXA ART INS CORP	3, 4, 5	3/20/1991	9/17/1986	0	-1779	0
AXA INS CO	3, 7, 4, 6	1/1/1991	11/23/1990	79984	18866	0
AXIS INS CO	2, 6, 7, 4, 3	1/11/1982	9/25/1979	1179465	-46422	1
AXIS REINS CO	3, 4, 5, 7	11/5/1992	7/25/1991	1141	-92415	0
AXIS SPECIALTY INS CO	2	3/25/2010	1/12/1983	0	1857	0
BADGER MUT INS CO	4, 3, 5, 7	5/12/2008	6/6/1891	550292	215711	0
BALBOA INS CO	3, 5, 4, 7, 2	8/25/1955	2/6/1948	-4158	2187	0
BANKERS INS CO	7, 5, 4, 3	9/8/1995	5/11/1976	79832	104	0
BANKERS STANDARD FIRE & MARINE CO	3, 6, 4	6/7/1944	10/29/1943	0	0	0
BANKERS STANDARD INS CO	2, 3, 7, 6, 4	8/30/1972	5/15/1962	1460294	192420	0
BCS INS CO	2, 7, 5, 4, 3	4/22/1970	12/5/1950	895944	491592	0
BEAZLEY INS CO INC	4, 2, 7, 5, 3	10/28/1981	8/29/1978	600589	35713	0
BEDIVERE INS CO	6, 7, 4, 3	9/14/1956	6/1/1956	0	-22093	0
BENCHMARK INS CO	7, 3, 2, 4, 6	8/25/1966	5/5/1964	66969	-65005	0
BERKLEY INS CO	7, 4, 2, 3, 6	7/13/1982	12/18/1975	1351774	-159187	0
BERKLEY NATL INS CO	2, 7, 4, 3, 6	6/1/2008	9/30/1980	530724	8757017	0

**Summary of Idaho Business
PROPERTY AND CASUALTY INSURERS (continued)**

Company Name	Lines of Business	License Date	Incorporated Date	Idaho Premiums Written	Losses Incurred	Complaint Count As Of 12/31/2015
BERKLEY REGIONAL INS CO	7, 2, 6, 3, 4	4/29/1988	12/17/1985	577944	-5675	0
BERKSHIRE HATHAWAY ASSUR CORP	7	4/4/2008	12/21/2007	0	0	0
BERKSHIRE HATHAWAY DIRECT INS CO	2, 3, 7, 6, 4	7/9/1975	3/25/1970	0	0	0
BERKSHIRE HATHAWAY HOMESTATE INS CO	6, 7, 3, 4	11/25/1996	1/9/1970	3237157	537263	0
BERKSHIRE HATHAWAY SPECIALTY INS CO	7, 5, 4, 3	8/28/1962	2/10/1866	125799	8812	0
BITCO GEN INS CORP	3, 7, 4, 6	9/24/1963	7/23/1928	1132997	602361	0
BITCO NATL INS CO	3, 4, 7, 6	9/20/1963	10/1/1942	66083	28659	0
BLUESHORE INS CO	5	6/29/1987	6/19/1986	0	0	0
BOND SAFEGUARD INS CO	7	11/28/2006	6/15/1971	375	-25000	0
BOSTON IND CO INC	7	9/17/2013	2/10/1971	0	0	0
BRISTOL W INS CO	3, 7, 5, 4, 2	12/16/1968	2/9/1968	3035564	1719567	0
BROTHERHOOD MUT INS CO	6, 2, 7, 3, 4	4/1/1999	8/20/1935	1417266	1202639	0
BUILD AMER MUT ASSUR CO	7	3/15/2013	3/16/2012	0	0	0
CALIFORNIA CAPITAL INS CO	5, 3, 4	6/26/1981	5/25/1898	0	0	0
CALIFORNIA CAS GEN INS CO OF OR	4, 5, 3	7/18/1987	9/26/1977	2645450	1639931	0
CALIFORNIA CAS IND EXCH	5, 4, 3	1/2/1962	1/1/1914	3001	-19507	0
CALIFORNIA CAS INS CO	3, 5, 4	10/5/1987	10/20/1967	6057	-21	0
CALIFORNIA INS CO	2, 3, 4, 7, 6	6/16/1982	2/1/1965	3109633	330118	0
CAMICO MUT INS CO	5	12/1/1995	3/4/1986	338781	8139	0
CAMPMED CAS & IND CO INC	4, 5, 7, 3	6/20/2012	1/1/2011	0	0	0
CANAL INS CO	4, 3, 5	6/4/1958	2/27/1939	591703	66434	0
CAPITOL IND CORP	7, 2, 4, 3, 6	5/2/1973	9/23/1959	685358	438626	0
CAPSON PHYSICIANS INS CO	5	10/24/2012	3/9/1961	23889	0	0
CAROLINA CAS INS CO	4, 3, 7, 2, 6	5/4/1966	4/18/1951	104538	-2216	0
CASUALTY UNDERWRITERS INS CO	3, 5	12/30/1992	5/30/1986	149169	107557	0
CATERPILLAR INS CO	6, 7, 3, 4	11/21/2000	2/7/1963	1410184	1066712	0
CATLIN IND CO	2, 5, 4, 3	7/12/2011	6/6/1928	346123	95436	0
CATLIN INS CO	5, 4, 7, 3, 2	3/5/2009	4/19/1913	1033199	361072	0
CEM INS CO	7, 3, 4, 5	11/20/2003	12/15/1982	0	0	0
CENSTAT CAS CO	5	5/26/2009	5/31/2002	1415	1505	0
CENTRAL STATES IND CO OF OMAHA	2, 3, 5, 4	10/28/1983	5/20/1977	912582	424411	0

**Summary of Idaho Business
PROPERTY AND CASUALTY INSURERS (continued)**

Company Name	Lines of Business	License Date	Incorporated Date	Idaho Premiums Written	Losses Incurred	Complaint Count As Of 12/31/2015
CENTRE INS CO	3, 4, 7, 6, 2	7/28/1981	10/31/1969	0	0	0
CENTURION CAS CO	2, 3, 4, 5, 7	7/21/1989	2/9/1983	18448	-1000	0
CENTURY IND CO	2, 6, 7, 4, 3	8/25/1969	7/2/1963	0	-248487	0
CENTURY NATL INS CO	5, 4, 3	12/30/1980	6/23/1955	145379	22845	0
CHARTER OAK FIRE INS CO	4, 6, 2, 7, 3	4/29/1936	4/29/1931	5121428	647617	0
CHEROKEE INS CO	7, 5, 4, 3	10/23/1973	7/26/1946	0	0	0
CHICAGO INS CO	3, 4, 5	9/1/1964	7/2/1956	24475	269138	0
CHUBB IND INS CO	7, 3, 4, 6	1/23/1997	11/3/1922	182886	-28496	0
CHUBB NATL INS CO	4, 3, 7, 2, 6	1/23/1997	3/23/1993	33738	3139	0
CHURCH MUT INS CO	3, 7, 6, 4	5/13/1971	3/4/1897	1916818	1163605	0
CIFG ASSUR N AMER INC	7	6/30/2003	3/5/2003	0	0	0
CIM INS CORP	4, 5, 7, 3	4/1/1966	10/23/1998	0	0	0
CINCINNATI CAS CO	7, 3, 4, 6	1/1/1998	12/27/1972	2500541	738468	0
CINCINNATI INS CO	3, 7, 6, 4	5/4/1984	8/2/1950	31367822	12720393	0
CITIZENS INS CO OF AMER	6, 3, 4	10/1/2011	5/29/1974	107255	16557	0
CIVIL SERV EMPLOYEES INS CO	3, 4, 5	9/10/1957	11/25/1949	0	0	0
CLARENDON NATL INS CO	3, 2, 4, 6, 7	10/18/1952	7/21/1941	0	-467583	0
CLEAR BLUE INS CO	2, 7, 3, 4, 5	10/10/1996	1/31/1987	0	-159	0
CLEARWATER INS CO	4, 5, 7, 3	9/4/1991	5/15/1974	0	0	0
CLEARWATER SELECT INS CO	7, 3, 4, 2, 6	7/16/1996	10/19/1993	0	0	0
CLERMONT INS CO	7, 3, 4, 5	12/23/1998	1/1/1977	0	0	0
COFACE N AMER INS CO	5, 7, 3, 4	12/17/2008	10/7/1974	29269	-2590	0
COLISEUM REINS CO	2, 4, 7, 5, 3	10/5/1987	1/9/1978	0	0	0
COLONIAL AMER CAS & SURETY CO	5, 7, 3, 4	10/15/1996	5/24/1977	79721	3229	0
COLONIAL SURETY CO	5, 7	11/22/2002	3/19/1930	17125	249920	0
COLONY SPECIALTY INS CO	3, 4, 5	3/2/2000	12/20/1978	449819	67020	0
COLORADO CAS INS CO	3, 4, 5	8/12/1994	4/24/1980	0	0	0
COLUMBIA INS CO	7, 5, 3, 4	9/6/1973	1/28/1970	0	0	0
COLUMBIA MUT INS CO	3, 7, 4, 5	10/29/1991	6/3/1940	0	0	0
COMMERCE & INDUSTRY INS CO	3, 4, 6, 7	7/19/1965	12/6/1957	716464	1596872	0
COMMERCIAL CAS INS CO	6	1/1/1996	3/21/1986	0	0	0

**Summary of Idaho Business
PROPERTY AND CASUALTY INSURERS (continued)**

Company Name	Lines of Business	License Date	Incorporated Date	Idaho Premiums Written	Losses Incurred	Complaint Count As Of 12/31/2015
COMMONWEALTH INS CO OF AMER	3, 4, 5	9/24/2001	10/14/1994	0	0	0
COMPWEST INS CO	6	7/1/2007	4/28/2004	129906	57867	0
CONSTITUTION INS CO	3, 7, 6, 4	12/16/1993	2/10/1992	0	0	0
CONSUMERS INS USA INC	3, 4, 5	11/19/2009	7/27/1994	0	0	0
CONTINENTAL CAS CO	6, 7, 3, 2, 4	6/30/1948	11/29/1897	19361292	3983092	1
CONTINENTAL HERITAGE INS CO	7	11/26/1985	3/11/1980	60351	155	0
CONTINENTAL IND CO	5, 4, 3	10/27/1992	12/9/1986	0	0	0
CONTINENTAL INS CO	4, 6, 7, 3, 2	12/31/1977	1/7/1853	175302	-90128	0
CONTINENTAL WESTERN INS CO	6, 3, 4, 7	12/4/1970	7/1/1907	14791734	7913973	0
CONTRACTORS BONDING & INS CO	7, 3, 5, 4	4/2/1984	9/24/1979	758314	189835	0
COREPOINTE INS CO	3, 4, 7, 5	6/27/1968	12/29/1964	81586	9927	0
COUNTRY CAS INS CO	7, 3, 4, 5	1/29/1999	1/23/1964	23667	81354	0
COUNTRY MUT INS CO	7, 3, 4, 5	1/29/1999	10/26/1925	535521	206371	0
COUNTRY PREF INS CO	3, 4, 7, 6	10/19/1967	5/19/1953	310132	279299	0
COURTESY INS CO	7, 3, 4	8/18/1998	12/21/1987	775062	108467	0
CRESTBROOK INS CO	4, 3, 7, 5	1/8/2014	7/9/1985	97516	2618	0
CRUM & FORSTER IND CO	4, 3, 6, 7	12/29/2003	12/2/1987	70925	76172	1
CSAA FIRE & CAS INS CO	3, 4, 5	5/20/2004	10/10/1997	1837035	1341030	0
CSAA GEN INS CO	3, 5	8/7/2002	6/25/1987	1406714	866916	0
CSE SAFEGUARD INS CO	5, 7, 4, 3	3/1/1988	4/20/1984	0	0	0
CUMIS INS SOCIETY INC	4, 2, 3, 7, 5	1/25/1963	5/25/1960	4593742	-471787	0
CYPRESS INS CO	6	7/1/1997	10/17/1962	0	122	0
DAIRYLAND INS CO	2, 7, 3, 4, 5	9/3/1965	1/8/1953	593525	393183	0
DAKOTA FIRE INS CO	3, 4, 5, 7	8/17/1992	8/23/1957	1998712	352827	0
DAKOTA TRUCK UNDERWRITERS	6, 7, 3	11/1/2010	11/20/1989	-6609	0	0
DANIELSON NATL INS CO	7, 3, 5	6/15/1979	10/28/1974	0	0	0
DEALERS ASSUR CO	5	11/16/2001	8/2/1935	2186	2876	0
DENTISTS BENEFITS INS CO	3, 5	8/10/2004	6/17/1985	0	0	0
DENTISTS INS CO	3, 5	11/22/2002	11/1/1979	0	0	0
DEPOSITORS INS CO	4, 3, 6	12/18/1987	8/24/1983	9080752	4964371	1
DEVELOPERS SURETY & IND CO	5, 4, 3, 7	8/12/1988	10/10/1936	878212	88577	0

**Summary of Idaho Business
PROPERTY AND CASUALTY INSURERS (continued)**

Company Name	Lines of Business	License Date	Incorporated Date	Idaho Premiums Written	Losses Incurred	Complaint Count As Of 12/31/2015
DIAMOND STATE INS CO	3, 4, 5, 7	8/14/1991	2/20/1981	169319	109029	0
DIRECT NATL INS CO	5	9/14/1959	10/31/2000	0	0	0
DISCOVER PROP & CAS INS CO	2, 3, 4, 6, 7	8/13/1981	12/20/1978	2836	-88759	0
DOCTORS CO AN INTERINS EXCH	4, 2, 5, 3	9/28/1989	4/15/1976	4484858	3400557	0
DORINCO REINS CO	4, 5, 7, 3	8/16/1991	3/8/1977	711	0	0
EAGLE W INS CO	5, 3, 4	10/19/2006	10/14/1960	-9184	-2	0
EASTERN ATLANTIC INS CO	3, 5, 7, 4	3/1/2014	8/12/1985	70433	12079	0
EASTGUARD INS CO	6	1/1/2004	7/1/1827	0	-3	0
ECONOMY FIRE & CAS CO	4, 2, 7, 5, 3	7/8/1988	1/30/1935	0	0	0
ECONOMY PREFERRED INS CO	2, 5, 7, 3, 4	7/8/1988	5/29/1979	0	0	0
ECONOMY PREMIER ASSUR CO	4, 5, 3	7/8/1988	12/15/1980	0	0	0
ELECTRIC INS CO	7, 3, 4, 6, 2	11/7/1972	4/21/1966	199323	-238124	0
EMCASCO INS CO	3, 4, 7, 5	5/31/2013	12/9/1958	433907	35542	0
EMPIRE FIRE & MARINE INS CO	7, 3, 2, 5, 4	12/19/1957	3/16/1954	900153	31763	0
EMPLOYERS ASSUR CO	6	3/1/2011	11/14/1979	1109008	592658	0
EMPLOYERS COMPENSATION INS CO	6	7/3/2003	5/16/2002	1064493	2336928	0
EMPLOYERS FIRE INS CO	3, 6, 4, 7, 2	5/18/1944	1/21/1921	0	468700	0
EMPLOYERS INS OF WAUSAU	6	6/1/2008	8/21/1911	2016465	2596887	0
EMPLOYERS INS CO OF NV	2, 3, 6, 7, 4	5/24/1940	12/1/1999	0	0	0
EMPLOYERS MUT CAS CO	4, 6, 3, 7	12/16/1941	4/24/1911	7652125	4610737	0
EMPLOYERS PREFERRED INS CO	6	10/1/2010	1/1/1982	1010998	-131712	0
ENCOMPASS IND CO	7, 3, 4, 5	12/5/2002	1/25/1984	0	2012	0
ENDURANCE AMER INS CO	7, 3, 4, 5	11/10/1997	3/21/1996	734124	54299	0
ENDURANCE REINS CORP OF AMER	7, 3, 2, 6, 4	1/30/2008	9/5/2002	123807	-12094	0
ENDURANCE RISK SOLUTIONS ASSUR CO	3, 7, 5, 4	12/14/1987	6/6/1986	143813	6561	0
ENUMCLAW PROP & CAS INS CO	7, 3, 4, 5	10/30/2003	11/27/2001	12198630	10890474	0
EQUITY INS CO	3, 4, 5	1/28/2005	1/1/1965	0	0	0
ESSENT GUAR INC	9	2/2/2010	11/14/2008	3489398	-19979	0
ESSENTIA INS CO	4, 5, 3	11/30/1982	4/27/1979	1454177	203165	0
ESURANCE INS CO	4, 5, 3	9/8/2014	12/1/1933	103426	13341	0
ESURANCE INS CO OF NJ	4, 6, 7, 3	5/23/1940	10/22/1919	0	0	0

**Summary of Idaho Business
PROPERTY AND CASUALTY INSURERS (continued)**

Company Name	Lines of Business	License Date	Incorporated Date	Idaho Premiums Written	Losses Incurred	Complaint Count As Of 12/31/2015
ESURANCE PROP & CAS INS CO	3, 5, 4	11/20/2012	10/22/1987	2767078	1578404	0
EULER HERMES N AMER INS CO	5, 7	11/30/2006	4/28/1893	466392	135471	0
EVEREST NATL INS CO	3, 2, 6, 4, 7	12/17/1987	11/12/1985	1251584	453385	0
EVEREST REINS CO	7, 4, 3, 2, 6	9/15/1976	6/13/1973	113105	59104	0
EVERGREEN NATL IND CO	3, 5, 7, 4	10/3/1983	12/30/1939	4575	457	0
EVERSPAN FIN GUAR CORP	7	9/4/1969	1/11/1968	0	0	0
EXCESS SHARE INS CORP	5	12/13/1995	8/17/1993	33034	0	0
EXECUTIVE RISK IND INC	3, 4, 6, 2, 7	2/7/1995	9/23/1977	74901	487327	0
EXPLORER INS CO	3, 6, 7, 4	5/31/1991	12/8/1981	0	0	0
FACTORY MUT INS CO	3, 7, 5, 4	6/30/1968	10/31/1835	7766541	189495	0
FAIR AMER INS & REINS CO	3, 2, 4, 7, 5	10/9/1979	9/8/1985	25394	31664	0
FALLS LAKE NATL INS CO	3, 2, 4, 6	9/29/1980	2/6/1974	0	0	0
FARM BUREAU MUT INS CO OF ID	6, 7, 4, 3, 2	5/1/1947	4/27/1947	151223424	110933643	10
FARMERS ALLIANCE MUT INS CO	4, 7, 3, 5	10/30/1974	7/20/1888	5818582	3574583	0
FARMERS INS CO OF ID	2, 7, 6, 3, 4	12/10/1969	10/29/1969	85445118	47102376	10
FARMERS INS EXCH	2, 4, 6, 7, 3	1/1/1930	3/28/1928	23462484	12850663	1
FARMERS MUT HAIL INS CO OF IA	4	6/19/1958	3/4/1893	0	0	0
FARMERS UNION MUT INS CO	3, 4, 5	3/20/2007	12/4/1959	0	0	0
FARMINGTON CAS CO	3, 4, 6, 7, 2	7/8/1983	8/24/1982	0	-826	0
FARMLAND MUT INS CO	6, 7, 4, 3	10/23/1990	3/22/1909	2897988	2860490	0
FEDERAL INS CO	2, 3, 4, 7, 6	3/28/1940	2/15/1901	11295615	3797734	0
FEDERATED MUT INS CO	3, 6, 7, 4, 2	4/1/1921	8/1/1904	7660555	3235177	0
FEDERATED RURAL ELECTRIC INS EXCH	3, 4, 6, 7, 2	12/10/1979	5/14/1957	1651049	944827	0
FEDERATED SERV INS CO	7, 3, 6, 4	10/22/1974	6/6/1972	811629	49904	0
FIDELITY & DEPOSIT CO OF MD	4, 5, 7, 3	12/24/1981	10/14/1980	1581647	-18108	0
FIDELITY & GUAR INS CO	7, 6, 4, 3	3/19/1979	3/1/1977	31825	107772	0
FIDELITY & GUAR INS UNDERWRITERS INC	4, 7, 6, 3	11/17/1955	7/6/1951	0	2463	0
FINANCIAL AMER PROP & CAS INS CO	2, 3, 7, 4, 6	10/6/1972	3/14/1961	0	0	0
FINANCIAL CAS & SURETY INC	7	10/21/2004	12/20/1989	27233	317	0
FINANCIAL IND CO	5, 3, 7	11/22/1961	12/19/1945	20165	-586	1
FINANCIAL PACIFIC INS CO	7, 4, 5, 3	6/19/1996	7/22/1986	697	-5515	0

**Summary of Idaho Business
PROPERTY AND CASUALTY INSURERS (continued)**

Company Name	Lines of Business	License Date	Incorporated Date	Idaho Premiums Written	Losses Incurred	Complaint Count As Of 12/31/2015
FIRE INS EXCH	3, 4, 5, 7	6/20/1943	11/10/1942	0	0	0
FIREMANS FUND INS CO	2, 7, 4, 6, 3	9/19/1918	9/9/1864	1311167	-396303	0
FIREMENS INS CO OF WASHINGTON DC	7, 3, 6, 4	3/1/2007	3/3/1837	236762	47494	0
FIRST AMER PROP & CAS INS CO	4, 5, 3	3/19/1991	10/17/1977	0	0	0
FIRST COLONIAL INS CO	4, 5	4/23/1998	2/17/1987	162444	31724	0
FIRST DAKOTA IND CO	6, 7	11/1/2010	9/28/1995	0	0	0
FIRST FIN INS CO	6, 3, 7, 4	9/9/1977	4/29/1970	13776	0	0
FIRST LIBERTY INS CORP	2, 4, 6, 7, 3	5/23/1991	6/16/1989	608174	345857	0
FIRST NATL INS CO OF AMER	3, 4, 6, 7	11/20/1928	10/10/1928	1168706	929262	0
FIRST NONPROFIT INS CO	3, 7, 4, 6	11/1/2009	1/1/1978	1000	0	0
FIRSTCOMP INS CO	5	8/3/1992	12/17/1986	0	0	0
FLORISTS MUT INS CO	3, 4, 6, 7	10/3/1988	6/1/1887	122852	-3220	0
FMH AG RISK INS CO	5, 2, 3	12/6/1991	2/8/1979	10756870	9438491	0
FOREMOST INS CO GRAND RAPIDS MI	6, 2, 7, 4, 3	9/2/1957	5/20/1952	11807931	5952259	2
FOREMOST PROP & CAS INS CO	6, 3, 4, 7	7/2/1992	4/27/1984	903389	422966	1
FOREMOST SIGNATURE INS CO	3, 6, 4	3/1/2012	9/7/1982	631290	297931	0
FORTRESS INS CO	5	8/20/2002	5/22/1997	9055	1572	0
FRANK WINSTON CRUM INS CO	6	11/1/2013	1/23/2003	284	0	0
FRANKENMUTH MUT INS CO	5, 4, 7, 3	6/7/1999	9/15/1921	0	0	0
FREEDOM SPECIALTY INS CO	4, 5, 3, 7	12/10/1959	5/1/1929	74000	6182	0
FRONTLINE INS UNLIMITED CO	5, 4, 3	7/8/1996	1/7/1994	0	0	0
GARRISON PROP & CAS INS CO	3, 4, 5	10/25/2004	12/1/1900	5991190	4005494	1
GATEWAY INS CO	3, 5, 4	7/21/1997	5/21/1986	288992	-33385	0
GEICO ADVANTAGE INS CO	3, 5	7/30/2012	6/13/2011	15012782	13494376	5
GEICO CAS CO	5, 4, 3	4/24/1984	8/31/1982	176688	34202	1
GEICO CHOICE INS CO	5, 3	7/30/2012	6/13/2011	13988247	10662766	4
GEICO GEN INS CO	3, 4, 7, 5	12/31/1978	5/15/1934	20265402	12663050	2
GEICO IND CO	5, 3	8/4/1961	3/22/1961	11573945	7061114	4
GEICO MARINE INS CO	4	12/23/2008	11/1/1989	248696	68525	0
GEICO SECURE INS CO	3, 5	7/30/2012	6/13/2011	8243010	6146731	2
GEM STATE INS CO	3, 5, 4	1/1/1910	3/10/1910	4692256	2177606	2

**Summary of Idaho Business
PROPERTY AND CASUALTY INSURERS (continued)**

Company Name	Lines of Business	License Date	Incorporated Date	Idaho Premiums Written	Losses Incurred	Complaint Count As Of 12/31/2015
GENERAL CAS CO OF WI	4, 6, 7, 3	1/6/1993	5/12/1925	823281	1286116	0
GENERAL INS CO OF AMER	3, 6, 7, 4	6/9/1923	3/20/1923	1356970	1639283	0
GENERAL REINS CORP	4, 5, 7, 3, 2	4/1/1971	10/8/1970	48472	86741	0
GENERAL SECURITY NATL INS CO	4, 7, 3, 5	11/19/1984	5/15/1980	112522	31580	0
GENERAL STAR NATL INS CO	3, 4, 5, 7	12/18/1922	9/10/1864	21745	53000	0
GENERALI US BRANCH	2, 5, 7, 4, 3	11/30/1990	12/26/1831	234059	137534	0
GENESIS INS CO	4, 3, 7, 2, 6	12/30/1987	4/6/1976	95884	76000	0
GENWORTH FINANCIAL ASSUR CORP	5	11/9/2007	6/12/1992	0	0	0
GENWORTH MORTGAGE INS CORP	9	4/7/1981	5/12/1980	3509087	1529011	0
GENWORTH MORTGAGE INS CORP OF NC	9	10/15/1981	2/20/1961	0	0	0
GEOVERA INS CO	3, 5	4/19/2005	3/24/1997	0	0	0
GLOBAL REINS CORP OF AMER	7, 5, 4, 3	8/28/1984	8/7/1940	0	0	0
GOVERNMENT EMPLOYEES INS CO	4, 3, 5, 7	8/22/1955	11/30/1937	7396875	5080276	0
GRANGE INS ASSN	7, 3, 5, 4	5/22/1953	8/6/1931	8464633	4287501	1
GRANITE RE INC	3, 7, 5	3/13/2009	11/13/1986	297	-6	0
GRANITE STATE INS CO	2, 6, 7, 4, 3	2/10/1928	6/26/1874	2094846	1162751	0
GRAY INS CO	7, 3, 4, 6	12/14/1999	11/18/1977	0	-46	0
GREAT AMER ALLIANCE INS CO	4, 6, 7, 3	10/6/1948	9/11/1945	450984	-112760	0
GREAT AMER ASSUR CO	3, 4, 7, 6	5/11/1973	3/23/1905	1126831	422743	0
GREAT AMER INS CO	4, 3, 7, 6, 2	9/30/1976	3/7/1872	6026034	4039643	0
GREAT AMER INS CO OF NY	3, 4, 7, 6	4/1/1948	8/22/1947	1012082	173384	0
GREAT AMER SECURITY INS CO	3, 7, 6, 4	3/18/1991	7/1/1987	0	0	0
GREAT AMER SPIRIT INS CO	7, 3, 6, 4	9/17/1991	4/5/1988	128882	28309	0
GREAT DIVIDE INS CO	2, 7, 4, 6, 3	9/26/1994	4/29/1986	279338	71192	0
GREAT MIDWEST INS CO	6, 2, 4, 3, 7	9/1/1999	10/5/1985	139339	-19251	0
GREAT NORTHERN INS CO	4, 7, 3, 6	9/4/1969	6/26/1952	1232012	159129	0
GREAT NORTHWEST INS CO	5, 3, 4	12/8/2006	9/15/1986	852659	894635	1
GREAT WEST CAS CO	3, 6, 4, 7	1/14/1965	3/22/1956	20932815	9655657	0
GREATER NY MUT INS CO	4, 7, 3, 6	12/24/1963	8/29/1927	0	0	0
GREENWICH INS CO	2, 3, 6, 4, 7	8/25/1955	2/18/1946	930848	3522777	0
GUARANTEE CO OF N AMER USA	7	10/1/1999	1/23/1990	106307	6142	0

**Summary of Idaho Business
PROPERTY AND CASUALTY INSURERS (continued)**

Company Name	Lines of Business	License Date	Incorporated Date	Idaho Premiums Written	Losses Incurred	Complaint Count As Of 12/31/2015
GUARANTEE INS CO	10	10/1/2012	1/25/1965	253403	200210	0
GUIDEONE AMER INS CO	5, 4, 7, 3	12/23/1999	4/8/1983	0	0	0
GUIDEONE ELITE INS CO	7, 4, 5, 3	6/16/1988	7/19/1983	314429	391224	0
GUIDEONE MUT INS CO	3, 2, 6, 7, 4	7/21/1954	12/26/1946	989996	447693	0
GUIDEONE SPECIALTY MUT INS CO	5, 3, 7, 4	11/6/1958	7/10/1948	17251	268	0
HALLMARK INS CO	5, 7, 4, 3	7/24/1992	6/20/1988	335457	396370	0
HAMILTON INS CO	7, 4, 3, 5	11/26/1974	6/1/1973	0	0	0
HANOVER AMER INS CO	4, 7, 3, 6	7/5/1996	6/8/1989	84115	8172	0
HANOVER INS CO	3, 2, 7, 6, 4	1/1/1973	10/5/1972	1564901	912974	0
HARCO NATL INS CO	3, 6, 7, 4	12/1/1994	11/17/1954	1543157	279579	0
HARLEYSVILLE INS CO	3, 4, 7, 5	8/18/1987	6/9/1930	66363	44626	0
HARTFORD ACCIDENT & IND CO	3, 4, 7, 2, 6	7/18/1919	8/12/1913	1513021	1039284	0
HARTFORD CAS INS CO	2, 4, 6, 7, 3	7/1/1987	3/5/1987	2045848	1810662	2
HARTFORD FIRE IN CO	2, 4, 7, 6, 3	7/29/1919	5/10/1810	3729513	1162186	0
HARTFORD INS CO OF THE MIDWEST	3, 6, 7, 4	12/8/1983	9/11/1979	4710713	2188097	2
HARTFORD STEAM BOIL INSPEC & INS CO	4, 3, 5	1/13/1906	6/30/1866	378021	6355	0
HARTFORD STEAM BOIL INSPEC INS CO CT	3, 4, 5	6/11/2002	7/22/1988	0	0	0
HARTFORD UNDERWRITERS INS CO	3, 4, 7, 6	7/1/1988	12/23/1987	1337821	530289	0
HDI GERLING AMER INS CO	3, 7, 4, 6	11/6/2008	3/2/2007	1849622	1695311	0
HERITAGE CAS INS CO	5, 7, 4, 3, 2	1/16/1984	6/4/1974	0	0	0
HERITAGE IND CO	5, 3, 4, 2	8/18/1981	1/25/1979	95605	96300	0
HIGHMARK CAS INS CO	5	10/14/1997	6/22/1977	0	0	0
HISCOX INS CO INC	5, 4, 3, 7, 2	10/17/1985	11/26/1952	449644	30854	0
HOLYOKE MUT INS CO IN SALEM	5, 3, 4	9/2/2009	3/14/1843	41178	5198	0
HOMESITE INS CO	2, 4, 7, 5, 3	9/12/1988	4/3/1985	1707142	517593	0
HOMESITE INS CO OF THE MIDWEST	2, 4, 3, 5, 7	8/28/2015	10/9/1969	0	0	0
HORACE MANN INS CO	3, 4, 7, 5	12/16/1978	9/23/1963	1439035	1329820	0
HORACE MANN PROP & CAS INS CO	5, 3	5/26/1988	3/25/1965	780900	466569	0
HOUSING AUTHORITY PROP A MUT CO	7, 3, 4, 5	12/20/2005	3/20/1987	0	2384	0
HOUSING ENTERPRISE INS CO INC	3, 4, 5, 7	9/23/2009	8/15/2000	131892	25010	0
HUDSON INS CO	6, 2, 3, 4, 7	10/15/1991	1/16/1918	1805348	-804486	0

**Summary of Idaho Business
PROPERTY AND CASUALTY INSURERS (continued)**

Company Name	Lines of Business	License Date	Incorporated Date	Idaho Premiums Written	Losses Incurred	Complaint Count As Of 12/31/2015
IDAHO COUNTIES RISK 9MT PROGRAM	3, 5	2/1/1986	11/29/1985	28791042	13493148	0
IDAHO STATE INS FUND	10	1/1/1918	12/31/1917	226562928	168874897	0
IDS PROP CAS INS CO	2, 3, 4, 5	8/4/2004	12/6/1972	1662670	784316	0
ILLINOIS INS CO	2, 7, 6	10/16/1995	10/21/1988	0	0	0
ILLINOIS NATL INS CO	3, 6, 7, 4	6/12/1992	10/5/1933	297583	206102	0
IMPERIUM INS CO	3, 4, 7, 2, 6	12/20/1991	11/18/1977	11849	6807883	0
INDEMNITY CO OF CA	7	7/14/1995	10/5/1967	107301	23069	0
INDEMNITY INS CO OF NORTH AMER	7, 6, 4, 3	12/27/1984	9/26/1977	12688331	12004567	0
INDEPENDENCE AMER INS CO	4, 3, 2, 5	5/8/2001	2/26/1973	693739	295257	0
INDIANA LUMBERMENS MUT INS CO	3, 4, 6, 7	10/24/1980	4/1/1897	7702	-135877	0
INFINITY INS CO	3, 5	11/17/1981	8/28/1978	16110	-1273	0
INSURANCE CO OF N AMER	2, 7, 6, 4, 3	8/7/1956	4/14/1794	6729	-12172	0
INSURANCE CO OF THE STATE OF PA	6, 3, 4, 7, 2	4/13/1918	4/18/1794	6316858	3897339	0
INSURANCE CO OF THE WEST	3, 6, 7, 4	8/16/1988	3/1/1972	167175	-64511	0
INTEGON IND CORP	3, 5, 7, 4	9/28/1979	12/16/1946	0	0	0
INTEGON NATL INS CO	3, 7, 5, 4	12/31/1988	12/16/1987	326	0	0
INTERNATIONAL FIDELITY INS CO	7	9/19/1975	12/27/1904	158650	50180	0
INTREPID INS CO	4, 7, 3, 5	6/8/2005	8/19/1997	0	0	0
IRONSHORE IND INC	4, 7, 3, 5, 2	10/22/1974	8/1/1919	463695	244198	0
JEFFERSON INS CO	5, 3, 4	11/13/1956	3/15/1950	2244000	515410	0
JEWELERS MUT INS CO	3, 5, 7, 4	7/28/1972	3/12/1913	204514	31601	0
KEMPER FINANCIAL IND CO	4, 3, 7, 5	12/8/1999	6/20/1980	0	0	0
KEY RISK INS CO	6, 3, 4, 7	3/1/2011	12/10/1997	0	0	0
KNIGHTBROOK INS CO	4, 3, 5	5/18/2011	12/17/1934	68225	2852	0
LAMORAK INS CO	7, 2, 3, 6, 4	3/31/1971	3/10/1971	0	17904	0
LANCER INS CO	3, 6, 4, 7	11/13/1956	4/27/1945	1243515	592061	0
LANDCAR CAS CO	5	5/2/1997	10/3/1989	545741	155538	0
LEXINGTON NATL INS CORP	7	9/30/2003	10/23/1989	10044	0	0
LEXON INS CO	7, 5	9/24/1999	3/16/1984	324957	53239	0
LIBERTY INS CORP	3, 4, 6, 7	12/15/1988	10/21/1988	7664261	4082370	0
LIBERTY INS UNDERWRITERS INC	2, 3, 7, 5, 4	8/13/1981	11/17/1978	21399993	14182811	0

Summary of Idaho Business
PROPERTY AND CASUALTY INSURERS (continued)

Company Name	Lines of Business	License Date	Incorporated Date	Idaho Premiums Written	Losses Incurred	Complaint Count As Of 12/31/2015
LIBERTY MUT FIRE INS CO	3, 6, 4, 7	4/1/1936	10/31/1908	14459854	9829084	1
LIBERTY MUT INS CO	7, 2, 4, 6, 3	8/28/1935	1/1/1912	21153669	11426973	0
LIBERTY NORTHWEST INS CORP	7, 6, 4, 3	10/28/1983	1/21/1983	10463197	5464703	0
LM GEN INS CO	5, 3, 7, 4, 2	8/13/1981	11/17/1978	11161227	6139048	2
LM INS CORP	3, 4, 7, 6, 2	5/23/1991	6/16/1989	1417264	1046448	0
LM PROP & CAS INS CO	2, 3, 4, 7, 5	10/20/1975	1/2/1975	0	-149	0
LYNDON PROP INS CO	4, 5, 3, 7	9/19/1979	5/30/1978	389590	53618	0
LYNDON SOUTHERN INS CO	4, 3, 7, 2, 5	7/5/2005	9/16/1996	122110	986	0
MAIDEN REINS N AMER INC	3, 4, 6, 2	2/23/2004	8/18/2000	0	0	0
MAIDSTONE INS CO	3, 5	3/22/2006	5/11/1988	0	0	0
MANUFACTURERS ALLIANCE INS CO	4, 7, 2, 6, 3	5/1/2002	1/11/1979	32119	11037	0
MAPFRE INS CO	5, 7, 4, 3	1/16/1992	2/21/1985	0	0	0
MARKEL AMER INS CO	4, 5, 7, 3	11/26/1991	10/15/1986	547036	40345	0
MARKEL INS CO	2, 3, 6, 7, 4	11/1/1984	11/26/1980	1003513	396835	0
MASSACHUSETTS BAY INS CO	7, 3, 6, 4	10/1/2011	12/20/1994	242369	40874	0
MAXUM CAS INS CO	7, 3, 4, 5	6/30/2005	11/25/1996	996	-35080	0
MBIA INS CORP	7	6/9/1972	3/23/1967	0	0	0
MEDICAL INS EXCH OF CA	2, 5	9/1/1976	7/11/1975	6583234	-159845	0
MEDICAL PROTECTIVE CO	5	12/6/1994	12/2/1909	1915118	1474000	0
MEDICUS INS CO	5	3/6/2012	9/28/2006	0	0	0
MEDMARC CAS INS CO	4, 7, 5	12/31/1979	7/26/1950	52619	-3910	0
MEMIC IND CO	6	7/1/2006	2/24/2000	1158	885	0
MENDOTA INS CO	3, 4, 5	3/31/1995	5/1/1989	0	0	0
MERASTAR INS CO	5, 4, 3	8/18/1981	8/14/1974	5012	39	0
MERCHANTS BONDING CO A MUT	5, 7	6/16/1988	12/31/1933	251872	2340	0
MERCHANTS NATL BONDING INC	5, 7	9/25/2012	4/15/2003	63609	19368	0
MERITPLAN INS CO	3, 7, 5, 4	11/12/1982	12/10/1952	-529	-10374	0
METROPOLITAN CAS INS CO	4, 5, 3	1/9/1986	10/7/1981	0	0	0
METROPOLITAN DRT PROP & CAS INS CO	5, 7, 4, 3, 2	5/2/1968	5/24/1949	0	0	0
METROPOLITAN GEN INS CO	3, 4, 5	1/9/1986	6/30/1980	22713	2901	0
METROPOLITAN GRP PROP & CAS INS CO	3, 5	10/7/1980	12/10/1976	6759365	5585863	1

**Summary of Idaho Business
PROPERTY AND CASUALTY INSURERS (continued)**

Company Name	Lines of Business	License Date	Incorporated Date	Idaho Premiums Written	Losses Incurred	Complaint Count As Of 12/31/2015
METROPOLITAN PROP & CAS INS CO	4, 2, 7, 5, 3	4/16/1973	8/31/1972	16960823	11709785	3
9A INS CO INC	5, 7, 4, 3	5/16/1988	5/22/1981	0	0	0
9IC ASSUR CORP GEN ACCOUNT	7, 5	10/17/1988	9/27/1937	0	0	0
9IC IND CORP	9	1/3/2001	11/15/1956	540713	73221	0
MIC GEN INS CORP	4, 5, 7, 3, 2	7/13/1982	8/14/1980	0	0	0
MIC PROP & CAS INS CORP	4, 6, 7, 3	7/13/1982	4/30/1980	4444	440	0
MICHIGAN MILLERS MUT INS CO	3, 4, 6, 7	4/1/1914	10/24/1881	0	0	0
MID CENTURY INS CO	2, 3, 4, 6, 7	12/21/1954	12/3/1949	3347089	2277912	0
MID CONTINENT ASSUR CO	3, 4, 5	3/1/2006	8/13/1992	4011	0	0
MID CONTINENT CAS CO	5, 3, 4	3/1/2006	2/26/1947	385079	-86843	0
MIDDLESEX INS CO	4, 3, 6, 7	9/1/2010	3/3/1826	13693	4381	0
MIDVALE IND CO	2, 3, 4, 6, 7	11/3/1975	11/17/1970	5722	4214	0
MIDWEST EMPLOYERS CAS CO	6, 7	9/25/1989	3/21/1986	253895	-358204	0
MIDWEST FAMILY MUT INS CO	6, 4, 7, 3	6/1/2011	4/15/1891	0	0	0
MILBANK INS CO	7, 3, 4, 5	12/1/1982	10/21/1982	-473	-283	0
MILWAUKEE CAS INS CO	7, 3, 6, 4	11/1/2007	9/28/1973	4220221	2147721	0
MINNESOTA LAWYERS MUT INS CO	5	9/24/2003	5/28/1981	0	0	0
MITSUMI SUMITOMO INS CO OF AMER	7, 3, 4, 6	9/28/2001	3/29/2001	346663	-42872	0
MITSUMI SUMITOMO INS USA INC	6, 3, 7, 4	12/31/1988	1/28/1988	16180	-3180	0
MMIC INS INC	5	8/8/2013	10/10/1980	0	0	0
MONTEREY INS CO	3, 4, 5	10/19/2006	7/7/1987	-346	0	0
MORTGAGE GUAR INS CORP	9	12/26/1979	2/20/1979	7028825	1286795	0
MOSAIC INS CO	5, 3, 4, 2	10/27/1978	7/26/1971	0	0	0
MOTORISTS COMMERCIAL MUT INS CO	7, 2, 4, 6, 3	9/23/1927	5/25/1899	315	45491	0
MOTORS INS CORP	5, 7, 3, 4	3/2/1940	10/23/1998	367419	30321	0
MOUNTAIN STATES IND CO	3, 6, 7, 4	6/1/2012	10/5/1994	0	0	0
MOUNTAIN STATES MUT CAS CO	6, 3, 4, 7	6/1/2012	7/30/1937	0	0	0
MOUNTAIN VALLEY IND CO	7, 6, 3, 4	8/1/2009	2/2/1995	0	0	0
MUNICH REINS AMER INC	6, 3, 4, 7, 2	1/1/1978	3/15/1917	0	0	0
MUNICIPAL ASSUR COR	5, 7	10/11/2013	8/21/2008	0	0	0
MUTUAL OF ENUMCLAW INS CO	3, 4, 5, 7	6/19/1952	2/17/1898	28938560	18855701	2

**Summary of Idaho Business
PROPERTY AND CASUALTY INSURERS (continued)**

Company Name	Lines of Business	License Date	Incorporated Date	Idaho Premiums Written	Losses Incurred	Complaint Count As Of 12/31/2015
NATIONAL AMER INS CO	4, 7, 6, 3	12/23/1969	4/11/1919	124773	228286	0
NATIONAL AMER INS CO OF CA	4, 6, 3	6/16/1987	10/10/1966	0	-10559	0
NATIONAL CAS CO	2, 4, 7, 3, 6	6/24/1908	12/19/1904	4505752	2353841	0
NATIONAL CONTINENTAL INS CO	3, 5, 4	12/23/1958	12/24/1897	51625	29095	0
NATIONAL FARMERS UNION PROP & CAS	3, 4, 7, 6, 2	10/27/1986	12/5/1984	457454	63721	0
NATIONAL FIRE INS CO OF HARTFORD	2, 7, 6, 3, 4	5/1/1893	6/4/1869	758738	297692	0
NATIONAL GEN ASSUR CO	5, 4, 3	1/2/1996	6/2/1983	2095879	861099	3
NATIONAL GEN INS CO	3, 5	8/18/1969	11/2/1966	21639	8888	0
NATIONAL GENERAL INS ONLINE INC	3, 4, 5	2/23/2004	4/6/2000	0	0	0
NATIONAL IND CO	4, 6, 3, 7, 2	5/17/1949	4/26/1940	2532629	1413074	0
NATIONAL INS ASSN	5	4/8/1988	11/15/1972	0	0	0
NATIONAL INS CO OF WI INS	2	3/22/1996	7/30/1895	0	0	0
NATIONAL INTERSTATE INS CO	3, 6, 4	10/27/1992	2/10/1989	4739924	1905318	1
NATIONAL LIAB & FIRE INS CO	3, 6, 4, 7	1/23/1990	4/23/1957	686401	147057	0
NATIONAL MORTGAGE INS CORP	9	3/11/2013	6/30/2009	455107	0	0
NATIONAL PUBLIC FINANCE GUAR CORP	7	2/3/1972	12/28/1959	0	0	0
NATIONAL SPECIALTY INS CO	7, 3, 4, 6	8/3/2004	11/30/1960	16424	0	0
NATIONAL SURETY CORP	6, 7, 3, 4, 2	5/5/1972	9/3/1970	1256476	2847270	0
NATIONAL UNION FIRE INS CO OF PITTS	3, 4, 7, 6, 2	5/5/1904	2/14/1901	17336640	15045991	0
NATIONWIDE AFFINITY CO OF AMER	2, 3, 4, 7, 6	10/3/1946	5/2/1924	3158832	1346997	0
NATIONWIDE AGRIBUSINESS INS CO	4, 6, 7, 3	10/23/1990	12/10/1973	8167500	4002041	0
NATIONWIDE ASSUR CO	5	10/24/1955	2/13/1942	0	0	0
NATIONWIDE GEN INS CO	3, 5	10/1/1997	8/22/1957	0	0	0
NATIONWIDE INS CO OF AMER	5, 4, 3	4/1/1961	6/30/1960	6245840	4783451	2
NATIONWIDE MUT FIRE INS CO	6, 7, 3, 4	10/11/1955	12/27/1933	56308	-524	0
NATIONWIDE MUT INS CO	3, 6, 7, 4	10/11/1955	12/6/1925	5798520	2869034	0
NATIONWIDE PROP & CAS INS CO	7, 3, 4, 6	12/30/1987	11/9/1979	0	-1	0
NAU COUNTRY INS CO	3, 5, 4	11/30/2005	12/31/1985	10941631	8447477	0
NAVIGATORS INS CO	4, 5, 7, 3	3/7/1994	7/16/1981	910648	24871	0
NCMIC INS CO	4, 3, 5	4/7/1977	1/1/1946	443136	-175447	0
NETHERLANDS INS CO THE	3, 7, 5, 4	12/9/1980	12/12/1978	0	0	0

**Summary of Idaho Business
PROPERTY AND CASUALTY INSURERS (continued)**

Company Name	Lines of Business	License Date	Incorporated Date	Idaho Premiums Written	Losses Incurred	Complaint Count As Of 12/31/2015
NEVADA GEN INS CO	3, 5	3/1/2012	12/28/1993	0	0	0
NEW ENGLAND INS CO	7, 5, 4, 3	7/1/1990	8/25/1989	0	0	0
NEW ENGLAND REINS CORP	7, 4, 3, 5	6/7/1983	12/29/1981	0	0	0
NEW HAMPSHIRE INS CO	2, 3, 4, 6, 7	12/15/1919	7/7/1869	7038055	4739713	0
NEW YORK MARINE & GEN INS CO	7, 3, 4, 6	12/30/1987	3/22/1972	601884	468572	0
NGM INS CO	6, 4, 7, 3	1/28/2004	3/28/1923	28175	922	0
NORGUARD INS CO	6	1/1/2004	8/12/1987	123767	20812	0
NORTH AMER ELITE INS CO	7, 3, 4, 2, 6	10/19/2001	12/28/1987	354885	117621	0
NORTH AMER SPECIALTY INS CO	3, 4, 7, 6, 2	10/23/1984	11/23/1973	2284728	797081	0
NORTH PACIFIC INS CO	5, 7, 3, 4	6/29/1964	6/26/1958	6793799	3944736	0
NORTH POINTE INS CO	3, 4, 5	10/20/2004	10/13/1986	-1443	3173	0
NORTH RIVER INS CO	4, 6, 7, 3, 2	9/30/1972	6/12/1972	238962	38114	0
NORTHLAND CAS CO	4, 5, 3, 7	11/15/1959	5/18/1959	1022	4442	0
NORTHLAND INS CO	4, 5, 7, 3	6/15/1960	1/16/1948	4256404	1762066	0
NORTHWEST DENTISTS INS CO	4, 5, 7, 3	12/4/1995	5/5/1989	237193	-10150	0
NOVA CAS CO	7, 4, 6, 3	4/15/1988	9/13/1979	1299824	520341	0
NUTMEG INS CO	4, 7, 3, 6	7/1/2011	11/19/1980	0	-176	0
OAK RIVER INS CO	6	1/1/2014	3/4/1993	5314	365	0
OAKWOOD INS CO	3, 7, 5, 4	1/1/1975	9/23/1974	0	0	0
OBI NATL INS CO	6	8/1/2013	7/28/2011	210980	72026	0
OCCIDENTAL FIRE & CAS CO OF NC	3, 6, 7, 2, 4	5/29/1962	10/31/1961	40707	6170	0
ODYSSEY REINS CO	2, 3, 7, 4, 6	11/6/1987	9/10/1986	0	0	0
OHIC INS CO	7, 3, 4, 2, 5	8/6/1982	2/9/1978	0	0	0
OHIO CAS INS CO	4, 6, 7, 2, 3	9/20/1947	11/6/1919	4400780	507283	0
OHIO IND CO	4, 5, 7	10/20/1986	2/11/1956	370645	120865	0
OHIO SECURITY INS CO	3, 4, 6, 7	9/23/1970	11/1/1950	11984995	5586800	1
OLD REPUBLIC GEN INS CORP	3, 4, 7, 6, 2	11/16/1962	9/7/1960	225406	635387	0
OLD REPUBLIC INS CO	2, 6, 7, 4, 3	1/15/1955	4/11/1935	4027987	-420745	0
OLD REPUBLIC SECURITY ASSUR CO	4, 5, 7, 3, 2	11/14/1977	7/26/1977	0	0	0
OLD REPUBLIC SURETY CO	7	5/16/1990	12/28/1981	273661	-5998	0
OLD UNITED CAS CO	5, 3, 2	12/29/1992	5/20/1988	6180	29473	0

**Summary of Idaho Business
PROPERTY AND CASUALTY INSURERS (continued)**

Company Name	Lines of Business	License Date	Incorporated Date	Idaho Premiums Written	Losses Incurred	Complaint Count As Of 12/31/2015
OREGON AUTOMOBILE INS CO	7, 3, 5, 4	5/22/1963	12/28/1925	489505	698528	0
OREGON MUT INS CO	7, 4, 5, 3	10/28/1925	12/29/1894	17349146	12711386	1
OWNERS INS CO	6, 2, 7, 3, 4	12/1/2005	5/13/1975	7525784	2321224	0
PACIFIC COMPENSATION INS CO	6	8/1/2008	1/31/2002	0	0	0
PACIFIC EMPLOYERS INS CO	3, 4, 7, 2, 6	12/1/1942	7/17/1923	41845	-104931	0
PACIFIC IND CO	3, 6, 4, 7, 2	11/24/1927	1/16/1926	901301	462985	0
PACIFIC PIONEER INS CO	5, 7, 3, 4	5/27/1981	8/21/1978	0	0	0
PACIFIC SPECIALTY INS CO	5, 4, 3	4/1/1997	4/18/1988	3256	0	0
PACIFIC STAR INS CO	5, 7, 4, 3	4/5/1991	8/3/1987	0	0	0
PACO ASSUR CO INC	5	5/21/2008	12/21/1994	84251	108505	0
PARTNERRE AMER INS CO	3, 5, 4, 2	6/4/1981	8/15/1919	689521	-2716	0
PARTNERRE INS CO OF NY	5, 7, 4, 3	6/15/1989	9/8/1989	0	0	0
PEACHTREE CAS INS CO	3, 5	1/18/2005	11/29/1983	0	0	0
PEAK PROP & CAS INS CORP	3, 4, 5	3/16/1988	8/16/1985	0	0	0
PEERLESS IND INS CO	7, 3, 4, 6	12/31/2002	4/30/2002	0	0	0
PEERLESS INS CO	3, 4, 5, 7	8/21/1943	3/7/1901	0	0	0
PEMCO MUT INS CO	3, 4, 5, 7	8/27/2009	10/5/1948	0	0	0
PENN AMER INS CO	7, 3, 4, 6	6/1/2005	12/23/1975	1004	-2689	0
PENN MILLERS INS CO	4, 5, 3	1/8/1996	1/10/1887	428123	530444	0
PENNSYLVANIA LUMBERMENS MUT INS	7, 3, 4, 5	1/2/2007	2/26/1895	475932	137570	0
PENNSYLVANIA MANUFACTURERS ASSOC INS	4, 6, 3, 7	7/14/1977	7/6/1964	1349674	1073987	0
PENNSYLVANIA MANUFACTURERS IND CO	6, 7, 3, 4, 2	5/1/2002	7/6/1982	96658	15741	0
PENNSYLVANIA NATL MUT CAS INS CO	3, 4, 6, 7, 2	9/3/1974	1/6/1919	325	0	0
PERMANENT GEN ASSUR CORP	3, 4, 5, 7	12/20/1991	9/28/1994	469851	221971	1
PETROLEUM CAS CO	6, 4, 3	9/30/1969	10/8/1925	0	0	0
PHARMACISTS MUT INS CO	7, 3, 4, 6	12/21/2001	10/16/1909	484443	78946	0
PHILADELPHIA IND INS CO	3, 4, 2, 7, 5	8/2/1989	2/4/1927	10142115	2477589	0
PHOENIX INS CO	2, 7, 6, 4, 3	7/1/1880	6/1/1850	2174649	711165	0
PHYSICIANS INS A MUT CO	3, 4, 5	12/1/1994	12/22/1981	1607849	509519	0
PIONEER SPECIALTY INS CO	3, 6, 4, 7	10/1/2011	8/17/1981	898699	253019	0
PLANS LIAB INS CO	7, 5	3/8/2007	5/15/1986	0	0	0

**Summary of Idaho Business
PROPERTY AND CASUALTY INSURERS (continued)**

Company Name	Lines of Business	License Date	Incorporated Date	Idaho Premiums Written	Losses Incurred	Complaint Count As Of 12/31/2015
PLATTE RIVER INS CO	3, 4, 6, 7	8/13/1981	1/6/1972	250415	5862	0
PLAZA INS CO	3, 4, 7, 5	12/24/1986	7/20/1972	284695	18691	0
PMI INS CO	9	7/31/1996	11/2/1994	0	0	0
PMI MORTGAGE INS CO	9	7/9/1974	11/10/1972	1041474	501818	0
PODIATRY INS CO OF AMER	5	1/1/2004	5/23/1980	356225	250090	0
PRAETORIAN INS CO	2, 3, 6, 7, 4	10/4/1982	7/20/1979	2193437	1130919	0
PREFERRED PROFESSIONAL INS CO	3, 4, 6	10/9/1991	6/30/1976	303231	131693	0
PREVISOR INS CO	4, 7, 5, 3	11/28/2007	1/22/1946	0	0	0
PROASSURANCE IND CO INC	2, 5	6/19/1996	10/1/1976	0	0	0
PRODUCERS AGRICULTURE INS CO	3, 5	4/6/1989	3/31/1977	1976089	3261110	0
PROFESSIONALS ADVOCATE INS CO	7, 3, 5	3/30/2000	12/27/1985	0	0	0
PROFESSIONALS DIRECT INS CO	5	1/10/2008	6/4/1987	0	0	0
PROGRESSIVE ADVANCED INS CO	3, 4, 5	11/19/2007	6/5/1930	0	0	0
PROGRESSIVE CAS INS CO	7, 5, 4, 3	8/22/1969	11/19/1956	0	-122950	0
PROGRESSIVE CLASSIC INS CO	5, 4, 3, 7	9/12/1988	9/30/1983	0	0	0
PROGRESSIVE DIRECT INS CO	5, 4, 3	4/26/1996	9/29/1986	26072281	15281457	4
PROGRESSIVE MAX INS CO	5, 4, 3	3/1/2007	3/12/1937	0	0	0
PROGRESSIVE NORTHERN INS CO	4, 5, 3	3/19/1987	8/19/1980	537059	337848	0
PROGRESSIVE NORTHWESTERN INS CO	4, 5, 3	9/19/1988	9/24/1982	43046513	27618494	4
PROGRESSIVE PREFERRED INS CO	3, 5, 4	3/11/1985	9/24/1979	0	0	0
PROGRESSIVE PREMIER INS CO OF IL	3, 4, 5	12/16/2003	9/13/1992	0	0	0
PROGRESSIVE SPECIALTY INS CO	5, 7, 3	11/20/1981	8/4/1975	0	0	0
PROGRESSIVE WEST INS CO	3, 7, 5, 4	9/25/1981	7/23/1970	0	0	0
PROPERTY & CAS INS CO OF HARTFORD	3, 7, 6, 4	10/20/1995	5/4/1989	5018503	5226550	1
PROSELECT INS CO	5	4/24/2014	5/30/1856	0	0	0
PROSELECT NATL INS CO INC	5, 3, 4	9/25/1953	3/21/1947	0	0	0
PROTECTIVE INS CO	6, 7, 4, 3, 2	12/12/1967	12/21/1954	382868	195927	0
PROVIDENCE WASHINGTON INS CO	6, 4, 7, 3	6/8/1898	1/5/1799	0	0	0
PUBLIC SERV INS CO	5, 3	4/1/1964	6/24/1925	4775	-147247	0
QBE INS CORP	2, 4, 5, 3	6/14/1984	5/5/1980	5626979	3679074	0
QBE REINS CORP	5, 7, 4, 3	6/29/1979	2/24/1964	0	0	0

Summary of Idaho Business
PROPERTY AND CASUALTY INSURERS (continued)

Company Name	Lines of Business	License Date	Incorporated Date	Idaho Premiums Written	Losses Incurred	Complaint Count As Of 12/31/2015
QUALITAS INS CO	5, 7, 4, 3	10/21/1991	11/10/1982	0	-1450	0
QUANTA IND CO	2, 6, 7, 4, 3	11/26/1968	5/17/1968	0	-2844	0
RADIAN GUAR INC	9	5/20/1980	9/23/1976	7751441	1558852	0
RADIAN MORTGAGE ASSUR INC	9	11/23/1981	6/18/1974	0	0	0
RAMPART INS CO	3, 4, 6, 7	12/22/1992	9/13/1979	0	0	0
RED SHIELD INS CO	4, 5, 3, 7	8/12/1988	2/9/1979	914296	119020	0
REDWOOD FIRE & CAS INS CO	4, 6, 3, 7	2/10/1983	1/27/1970	1210457	481788	0
REGENT INS CO	3, 4, 7, 6	10/27/1992	1/22/1963	509618	169549	0
REINSURANCE COMPANY OF AMERICA, INC.	5, 4, 3	3/6/1981	12/5/1972	105450	39631	0
REPUBLIC IND CO OF AMER	2, 6, 7, 4, 3	4/10/1995	10/13/1982	204463	82225	0
REPUBLIC IND CO OF CA	2, 7, 6, 4, 3	4/10/1995	12/7/1972	633985	120116	0
REPUBLIC MORTGAGE INS CO	9	11/1/1984	12/16/1974	0	0	0
REPUBLIC MORTGAGE INS CO OF FL	9	5/20/2003	3/13/1973	0	0	0
REPUBLIC MORTGAGE INS OF NC	9	11/26/2002	2/28/1973	240820	50070	0
REPWEST INS CO	3, 4, 6, 7, 2	6/29/1981	5/26/1983	0	0	0
RESPONSE INS CO	5	12/23/1985	9/27/1979	0	-83	0
RESPONSE WORLDWIDE INS CO	5	12/31/1979	12/22/1989	1395898	557849	0
RIVERPORT INS CO	7, 3, 4, 6	9/1/2006	6/4/1959	1063191	351614	0
RLI INS CO	3, 2, 7, 4, 6	4/20/1972	3/27/1981	45037	0	0
ROCHE SURETY & CAS CO INC	7	12/7/2005	9/13/1990	0	-12209	0
ROCKWOOD CAS INS CO	7, 3, 4, 6	4/1/2007	4/2/1959	62506	80357	0
ROCKY MOUNTAIN FIRE & CAS CO	5, 3, 4	11/5/1959	6/16/1977	1294467	181325	0
RSUI IND CO	3, 4, 5	5/7/1980	4/3/1980	12388913	18349530	0
RURAL COMM INS CO	3, 5	1/19/1983	7/18/1883	0	0	0
RVI AMER INS CO	3, 4, 2, 7	1/1/1909	9/2/1953	8487238	3460376	0
SAFECO INS CO OF AMER	6, 7, 3, 4	9/17/1953	8/29/1980	87728366	45877481	0
SAFECO INS CO OF IL	3, 4, 6	7/31/1984	3/25/1971	0	0	6
SAFECO INS CO OF IN	3, 4, 5	4/5/1972	9/11/1972	0	-30	0
SAFECO NATL INS CO	5	1/5/1991	5/22/2001	20043	10545	0
SAFETY FIRST INS CO	7, 6	9/1/2007	11/28/1942	1324832	651324	0
SAFETY NATL CAS CORP	3, 4, 2, 6, 7	9/15/1987	8/28/1962	0	0	0

Summary of Idaho Business
PROPERTY AND CASUALTY INSURERS (continued)

Company Name	Lines of Business	License Date	Incorporated Date	Idaho Premiums Written	Losses Incurred	Complaint Count As Of 12/31/2015
SAFEGWAY INS CO	5	3/21/2008	12/15/1981	112132	498603	0
SAGAMORE INS CO	7, 3, 4, 2, 6	2/4/2002	1/26/1952	-6798	-3000	0
SAMSUNG FIRE & MARINE INS CO LTD	4, 3, 6, 7	11/1/2011	5/25/1956	0	0	0
SAN FRANCISCO REINS CO	2, 7, 3, 5, 4	1/14/1982	11/8/1984	0	0	0
SCOR REINS CO	7, 2, 3, 6, 4	9/30/1985	11/14/1984	590931	153547	0
SCOTTSDALE IND CO	4, 5, 3	12/29/1992	7/26/1986	11847	231604	0
SEABRIGHT INS CO	2, 7, 6, 4, 3	12/17/1987	3/1/1900	0	0	0
SECURA INS A MUT CO	3, 4, 6, 7	11/1/2007	11/30/1995	0	0	0
SECURA SUPREME INS CO	4, 6, 3, 7	11/1/2007	1/18/1994	1894865	743212	0
SECURIAN CAS CO	3, 5	6/13/2007	7/7/1924	603007	139801	0
SECURITY NATL INS CO	4, 7, 3, 6	11/3/1992	3/31/1955	0	-360	0
SELECT INS CO	3, 5, 7, 4	8/29/1968	6/14/1963	0	-107659	0
SELECT MARKETS INS CO	2, 3, 7, 6, 4	3/12/1964	1/1/1985	145192	-8	0
SELECTIVE INS CO OF NY	3, 4, 7, 6	5/31/1983	3/29/1978	207639	-8324	0
SENECA INS CO INC	4, 3, 7, 6	7/1/1978	7/6/1999	8594737	3743587	0
SENTINEL INS CO LTD	3, 7, 4, 6	2/4/2004	1/10/2007	0	0	1
SENTRUITY CAS CO	4, 5, 7	8/27/2010	7/23/1973	933050	-1135160	0
SENTRY CAS CO	2, 6, 7, 3, 4	9/21/2004	12/19/1913	1935758	1709193	0
SENTRY INS A MUT CO	6, 7, 4, 3, 2	1/7/1927	8/1/1929	3390716	3753789	0
SENTRY SELECT INS CO	2, 3, 6, 7, 4	11/3/1982	2/2/2004	0	0	0
SEQUOIA IND CO	7, 3, 4, 6	2/1/2009	4/10/1946	6440	290830	0
SEQUOIA INS CO	6, 7, 3, 4	9/14/2004	12/16/1977	6817	0	0
SERVICE INS CO	7, 3, 4, 5	2/5/2004	9/13/1979	411288	216251	0
SIRIUS AMER INS CO	5, 4, 7, 3, 2	12/8/1987	8/9/1962	513684	121325	0
SOMPO JAPAN INS CO OF AMER	3, 7, 6, 4	12/13/1982	12/2/1947	72579	836	0
SOUTHERN INS CO	3, 4, 5	11/15/1960	7/26/2005	45618	430	0
SOUTHWEST MARINE & GEN INS CO	7	10/10/2008	2/10/1923	2116	-1227970	0
SPARTA INS CO	4, 6, 3, 7, 2	9/9/1926	7/28/1986	0	0	0
SPINNAKER INS CO	2, 3, 5, 4	9/11/1995	5/9/1988	10068	15000	0
SPRINGFIELD INS CO INC	7, 6, 3, 4	2/1/2009	4/20/1925	165602	-393279	0
ST PAUL FIRE & MARINE INS CO	2, 7, 6, 4, 3	5/2/1928	4/6/1970	11424	-31287	0

**Summary of Idaho Business
PROPERTY AND CASUALTY INSURERS (continued)**

Company Name	Lines of Business	License Date	Incorporated Date	Idaho Premiums Written	Losses Incurred	Complaint Count As Of 12/31/2015
ST PAUL GUARDIAN INS CO	4, 6, 7, 3, 2	6/9/1972	8/27/1964	2229	-158307	0
ST PAUL MERCURY INS CO	6, 3, 4, 7, 2	11/14/1967	12/30/1931	0	-12108	0
ST PAUL PROTECTIVE INS CO	6, 7, 4, 3, 2	5/9/1947	7/6/1905	7392150	4251257	0
STANDARD FIRE INS CO	4, 6, 7, 3, 2	2/14/1912	8/29/1960	3111971	1054410	0
STANDARD GUAR INS CO	3, 4, 5, 2	12/30/1983	8/20/1987	0	0	0
STAR CAS INS CO	5	11/5/2015	8/26/1985	334307	165951	0
STAR INS CO	3, 4, 6, 7, 2	10/7/1988	6/11/1998	1504441	166516	0
STARNET INS CO	6, 7, 3, 4, 2	3/20/2000	4/15/1919	3464407	2082401	0
STARR IND & LIAB CO	6, 4, 3, 7, 2	6/30/1980	11/6/1944	230334	29849	0
STARSTONE NATL INS CO	4, 7, 6, 3	7/1/1947	1/25/1950	0	0	0
STATE AUTO PROP & CAS INS CO	6, 4, 7, 3	3/1/2012	8/15/1921	2940	267	0
STATE AUTOMOBILE MUT INS CO	6, 4, 7, 3	2/1/2006	6/12/1935	78126846	41103206	0
STATE FARM FIRE & CAS CO	6, 7, 4, 3	8/29/1952	3/29/1922	111419522	68439376	8
STATE FARM MUT AUTO INS CO	2, 4, 5	4/1/1929	8/1/1984	1148735	780191	6
STATE NATL INS CO INC	4, 3, 6	12/19/1994	4/26/1990	0	0	0
STILLWATER INS CO	4, 7, 3, 5	4/22/2008	6/7/1971	292095	42182	0
STILLWATER PROP & CAS INS CO	3, 4, 5, 7	6/14/1988	2/2/1938	6016	-3927	1
STONINGTON INS CO	4, 7, 3, 6	4/8/1988	12/28/1981	3002	31800	0
STRATFORD INS CO	3, 5, 4	8/22/1988	11/10/1897	3469218	2677589	0
SUBLIMITY INS CO	3, 5, 7	1/25/1991	5/29/1980	0	0	1
SUECIA INS CO	2, 5, 4, 3, 7	6/20/1985	4/20/1998	152990	-610	0
SUN SURETY INS CO	7	11/1/2001	6/19/1998	51177	-8866	0
SURETEC INS CO	7	7/22/2008	2/27/1992	0	0	0
SURETY BONDING CO OF AMER	7, 5	12/23/1999	2/13/1984	-49073	-165780	0
SUSSEX INS CO	6, 4, 7, 3	6/1/2007	7/26/1940	0	0	0
SWISS REINS AMER CORP	3, 4, 5, 7, 2	11/18/1960	7/25/1991	0	0	0
SYNCORA GUAR INC	7	11/5/1992	4/10/1969	983096	487308	0
T H E INS CO	6, 7, 3, 4	4/23/1996	3/2/1971	132626	-1868	0
TEACHERS INS CO	4, 5, 7, 2, 3	4/16/1973	6/14/1991	1405430	809253	0
TECHNOLOGY INS CO INC	4, 2, 3, 7, 6	3/4/1996	11/21/1985	0	0	0
THE BAR PLAN MUT INS CO	7	3/25/2004	5/19/1988	4361916	2849910	0

**Summary of Idaho Business
PROPERTY AND CASUALTY INSURERS (continued)**

Company Name	Lines of Business	License Date	Incorporated Date	Idaho Premiums Written	Losses Incurred	Complaint Count As Of 12/31/2015
THE CININNATI IND CO	6, 4, 3, 7	1/1/1998	12/10/1982	0	-71	0
THE TRAVELERS CAS CO	3, 4, 7, 6	9/6/1983	3/8/1911	0	1016735	0
TIG INS CO	4, 6, 2, 3, 7	7/6/1932	1/18/1984	0	0	0
TITAN IND CO	3, 7, 5, 4	4/20/1989	2/11/2004	19606	7224	0
TNUUS INS CO	7, 3, 4, 5	7/1/2004	8/13/1998	411608	-7039	0
TOKIO MARINE AMER INS CO	3, 6, 4, 2, 7	8/1/2012	9/3/1909	525058	247326	0
TOYOTA MOTOR INS CO	4, 7, 3, 5	12/10/1952	1/21/1982	253037	106197	0
TRANS PACIFIC INS CO	4, 6, 7, 3	6/24/1983	11/15/1957	1113531	515544	0
TRANSAMERICA CAS INS CO	3, 2, 4, 7, 5	7/25/1974	10/29/1952	0	0	0
TRANSATLANTIC REINS CO	6, 2, 4, 3	3/22/1978	6/18/1987	305595	42969	0
TRANSGUARD INS CO OF AMER INC	7, 3, 4, 6	1/12/1998	5/25/1976	0	0	0
TRANSPORT INS CO	3, 7, 6, 4	12/21/1976	2/11/1938	431354	109712	0
TRANSPORTATION INS CO	4, 6, 2, 7, 3	7/10/1951	7/24/1991	0	0	0
TRAVCO INS CO	3, 4, 5	10/10/1995	5/1/1883	1064932	227706	0
TRAVELERS CAS & SURETY CO	6, 7, 2, 4, 3	1/1/1965	7/18/1974	6458721	989600	0
TRAVELERS CAS & SURETY CO OF AMER	2, 4, 6, 7, 3	8/16/1988	1/3/1990	0	-22	0
TRAVELERS CAS CO OF CT	3, 4, 7, 6	2/11/1991	8/12/1971	3415417	793795	0
TRAVELERS CAS INS CO OF AMER	6, 3, 4, 7	4/12/1978	5/20/1981	0	0	1
TRAVELERS COMMERCIAL CAS CO	3, 4, 7, 2, 6	12/17/1984	1/3/1990	1062833	446578	0
TRAVELERS COMMERCIAL INS CO	3, 7, 6, 4	2/11/1991	12/10/1982	0	137	0
TRAVELERS CONSTITUTION STATE INS CO	3, 4, 7, 6	9/6/1983	7/24/1991	12081864	5260979	0
TRAVELERS HOME & MARINE INS CO	5, 3, 4	10/10/1995	3/25/1903	7597291	3046605	0
TRAVELERS IND CO	6, 3, 2, 7, 4	8/11/1923	1/2/1946	3030817	707357	0
TRAVELERS IND CO OF AMER	6, 7, 3, 4	5/13/1968	5/1/1859	2730218	404794	0
TRAVELERS IND CO OF CT	6, 3, 7, 2, 4	12/28/1966	7/29/1971	19743674	9361892	1
TRAVELERS PROP CAS CO OF AMER	3, 6, 7, 4	4/1/1973	1/3/1990	0	0	0
TRAVELERS PROP CAS INS CO	3, 5, 4	3/21/1991	8/24/1984	0	0	0
TRENWICK AMER REINS CORP	3, 4, 7, 5	1/1/1985	4/1/1974	1377	95783	0
TRI STATE INS CO OF MN	2, 6, 7, 4, 3	3/1/2008	4/1/1974	1377	95783	0
TRIANGLE INS CO INC	4, 3, 7, 5	11/3/2015	1/3/1992	0	0	0
TRINITY UNIVERSAL INS CO	4, 7, 6, 3	9/9/1992	1/26/1926	3541394	2916832	2

**Summary of Idaho Business
PROPERTY AND CASUALTY INSURERS (continued)**

Company Name	Lines of Business	License Date	Incorporated Date	Idaho Premiums Written	Losses Incurred	Complaint Count As Of 12/31/2015
TRITON INS CO	2, 7, 5, 4, 3	12/23/1985	3/25/1982	157089	17110	0
TRIUMPH CAS CO	3, 4, 7, 6	1/1/2015	10/20/1981	13577	1838	0
TRUCK INS EXCH	3, 4, 6, 7, 2	4/1/1935	2/5/1935	8014838	2787089	1
TRUMBULL INS CO	6, 3, 4, 7	11/8/1995	10/10/1986	1175162	1209862	1
TWIN CITY FIRE INS CO CO	2, 3, 4, 6, 7	7/1/1987	3/5/1987	3860810	2103421	0
UMIA INS INC	5	1/3/1991	11/22/1978	513909	-138126	0
UNDERWRITER FOR THE PROFESSIONS INS	5	6/14/2001	9/5/1989	0	0	0
UNIGARD IND CO	3, 4, 6, 7	5/31/1991	11/8/1972	26376	-12816	0
UNIGARD INS CO	2, 3, 7, 6, 4	12/23/1960	9/29/1960	6928977	5211619	1
UNION INS CO	4, 3, 7, 6	7/13/1982	3/21/1973	591150	172961	0
UNIONE ITALIANA REINS CO OF AMER	4, 5, 7, 3	12/8/1983	8/24/1978	0	0	0
UNITED FINANCIAL CAS CO	4, 5, 3	6/27/1995	6/13/1984	13715033	7261762	1
UNITED FIRE & CAS CO	3, 4, 7, 5	10/29/1980	1/2/1946	2809741	1040817	0
UNITED GUAR CREDIT INS CO	5	8/6/1982	6/9/1981	0	0	0
UNITED GUAR MORTGAGE IND CO	9	9/25/1981	6/12/1972	0	0	0
UNITED GUAR RESIDENTIAL INS CO	9	11/9/1964	11/27/1963	3505607	228234	0
UNITED GUAR RESIDENTIAL INS CO OF NC	5	5/14/1980	4/5/1963	0	0	0
UNITED HERITAGE PROP & CAS CO	3, 5	4/21/1908	4/1/1908	18261367	14687084	3
UNITED NATL SPECIALTY INS CO	6, 7, 3, 4	4/24/2001	2/2/1961	0	0	0
UNITED SERV AUTOMOBILE ASSN	4, 3, 5	10/31/1962	6/20/1922	25329248	18084253	3
UNITED STATES FIDELITY & GUAR CO	6, 2, 3, 4, 7	6/20/1899	3/19/1896	13	-84158	0
UNITED STATES FIRE INS CO	7, 3, 4, 2, 6	12/29/2003	4/1/1824	2405324	277636	0
UNITED STATES LIAB INS CO	7, 5, 4, 3	2/5/1965	4/12/1867	1401381	139625	0
UNITED WI INS CO	6, 2	4/16/1991	9/11/1957	523700	261226	0
UNITRIN AUTO & HOME INS CO	5, 7, 3, 4	12/31/1996	10/15/1996	0	0	0
UNITRIN PREFERRED INS CO	7, 3, 4, 5	12/8/1999	9/28/1942	0	0	0
UNITRIN SAFEGUARD INS CO	5, 4, 3	3/21/1991	1/25/1982	0	772	0
UNIVERSAL FIRE & CAS INS CO	7	11/4/2005	2/4/1976	28192	0	0
UNIVERSAL SURETY CO	7	6/4/1981	5/1/1947	0	0	0
UNIVERSAL SURETY OF AMER	7, 5	5/13/1997	5/14/1984	13290	1455	0
UNIVERSAL UNDERWRITERS INS CO	2, 6, 7, 3, 4	11/30/1982	1/25/1982	4295845	1571010	0

**Summary of Idaho Business
PROPERTY AND CASUALTY INSURERS (continued)**

Company Name	Lines of Business	License Date	Incorporated Date	Idaho Premiums Written	Losses Incurred	Complaint Count As Of 12/31/2015
UNIVERSAL UNDERWRITERS OF TX INS	5, 7, 3, 4	5/24/2006	8/28/1981	728267	559246	0
US SPECIALTY INS CO	4, 6, 7, 3, 2	4/15/1988	10/28/1986	626420	-68006	0
US UNDERWRITERS INS CO	3, 4, 5, 7	9/20/2013	10/22/1992	0	0	0
USAA CAS INS CO	3, 4, 5	12/31/1990	7/16/1990	19076224	12448769	1
USAA GEN IND CO	4, 3, 5	12/24/1974	6/23/1972	10669239	7995730	1
UTICA MUT INS CO	4, 6, 7, 3	12/29/1959	2/13/1914	269736	189659	0
VALLEY FORGE INS CO	4, 6, 2, 7, 3	9/2/1957	4/28/1944	1170497	652864	0
VANLINER INS CO	3, 4, 6	9/24/1968	4/16/1953	646998	292335	0
VERLAN FIRE INS CO MD	3, 4, 5	9/27/2010	1/1/2009	855376	23144	0
VICTORIA FIRE & CAS CO	5, 3	7/1/1996	7/11/1983	-5	0	0
VIGILANT INS CO	4, 6, 3, 7, 2	9/9/1953	7/17/1939	5295882	121356	0
VIKING INS CO OF WI	5, 2	10/11/1977	8/10/1971	15635380	8737902	4
VIRGINIA SURETY CO INC	4, 6, 7, 3, 2	6/30/1982	1/7/1982	1241257	210439	0
WARNER INS CO	5	11/28/1986	6/28/1985	0	0	0
WASHINGTON CAS CO	4, 5, 3	12/19/1994	6/21/1990	837700	441240	0
WASHINGTON INTL INS CO	3, 2, 6, 4, 7	1/17/1991	2/3/1976	18234	-1512	0
WAUSAU BUSINESS INS CO	3, 7, 6, 4	11/2/1992	12/27/1907	-37118	-23877	0
WAUSAU UNDERWRITERS INS CO	2, 3, 4, 7, 6	12/31/1979	9/27/1979	-84518	58929	0
WESCO INS CO	4, 3, 2, 7, 6	8/16/1988	12/12/1962	1678478	1210299	0
WEST AMER INS CO	3, 6, 7, 4	1/18/1996	9/6/1991	3230045	1278375	0
WESTCHESTER FIRE INS CO	4, 6, 7, 3	4/1/1973	5/27/1971	1687579	-2516335	0
WESTERN AGRIC INS CO	3, 7, 5, 4	8/22/1980	10/15/1971	1641	2067	0
WESTERN COMM INS CO	3, 4, 6, 7, 2	8/18/1980	4/4/1980	27007778	16818304	1
WESTERN GEN INS CO	3, 5	9/8/2004	8/11/1971	0	0	0
WESTERN NATL ASSUR CO	2, 3, 6, 7, 4	10/15/1957	6/28/1957	2562730	925221	0
WESTERN NATL MUT INS CO	6, 7, 4, 3	6/15/2011	5/6/1915	17010	-654	0
WESTERN PROFESSIONAL INS CO	4, 3, 5	6/15/2001	5/8/1998	0	0	0
WESTERN PROTECTORS INS CO	5, 3	12/6/1994	5/27/1987	363886	398715	0
WESTERN SURETY CO	7, 5	8/27/1958	7/16/1900	1698276	-37259	0
WESTFIELD INS CO	7, 3, 4, 6	4/24/1969	7/12/1929	120994	162318	0
WESTFIELD NATL INS CO	6, 3, 4	3/1/2013	4/11/1968	0	0	0

**Summary of Idaho Business
PROPERTY AND CASUALTY INSURERS (continued)**

Company Name	Lines of Business	License Date	Incorporated Date	Idaho Premiums Written	Losses Incurred	Complaint Count As Of 12/31/2015
WESTPORT INS CORP	3, 7, 4, 2, 6	9/30/1981	3/13/1981	779037	710775	0
WHITE PINE INS CO	3, 4, 5	8/30/2013	7/9/1969	28396	0	0
WILLIAMSBURG NATL INS CO	4, 6, 3, 7	5/1/1998	9/18/1986	35951	-207	1
WILSHIRE INS CO	4, 5, 7, 3, 2	7/7/1987	9/6/1985	1927557	1397839	0
WORK FIRST CAS CO	6, 4, 3	9/15/1987	2/19/1936	-17140	86631	0
WORKERS COMP EXCH	6	1/1/1919	1/1/1919	2366400	5363723	0
WORKMENS AUTO INS CO	5, 3, 7	6/10/1981	8/1/1949	2903	-1991	0
WRIGHT NATL FLOOD INS CO	3	7/12/2011	11/7/2002	353113	110	0
WRM AMER IND CO INC	7, 3, 4, 5	6/7/1996	7/26/1991	0	0	0
X L INS CO OF NY	3, 6, 7, 4	10/21/1966	9/23/1994	0	0	0
XL INS AMER INC	6, 7, 4, 3	7/1/2012	11/10/1945	2202466	45326	0
XL REINS AMER INC	2, 7, 5, 3, 4	7/25/1938	5/6/1929	0	0	0
XL SPECIALTY INS CO	4, 6, 7, 3	10/19/1995	11/14/1979	4294893	1553519	0
YOSEMITE INS CO	5, 4, 3, 7	1/10/1967	1/16/1964	222823	28701	0
ZALE IND CO	3, 4, 2, 5	1/18/2006	6/27/1973	7334	-7	0
ZENITH INS CO	3, 4, 7, 6	6/1/1983	3/2/1949	54306	21705	0
ZURICH AMER INS CO	6, 2, 7, 3, 4	12/31/1998	6/3/1998	19438730	6225628	0
ZURICH AMER INS CO OF IL	4, 6, 7, 3	6/27/1985	10/11/1973	190528	16658	0

Lines of Business Code

- 02 - DISABILITY - EXCLUDING MANAGED CARE
- 03 - PROPERTY
- 04 - MARINE & TRANSPORTATION
- 05 - CASUALTY - EXCLUDING WORKERS' COMPENSATION
- 06 - CASUALTY - INCLUDING WORKERS' COMPENSATION
- 07 - SURETY
- 09 - MORTGAGE GUARANTY
- 10 - WORKER'S COMPENSATION ONLY
- 99 - SHARE & DEPOSIT