


Idaho

Department of Insurance

2016 Annual Report



For the Year Ended December 31, 2016

C.L. "Butch" Otter
Governor

Dean L. Cameron
Director

State of Idaho
DEPARTMENT OF INSURANCE

C.L. "BUTCH" OTTER
Governor

700 West State Street, 3rd Floor
P.O. Box 83720
Boise, Idaho 83720-0043
Phone (208)334-4250
fax# (208) 334-4398
<http://www.doi.idaho.gov>

DEAN L. CAMERON
Director

August 30, 2017

Honorable C.L. "Butch" Otter
Governor, State of Idaho
Statehouse
Boise, ID 83720

Dear Governor Otter:

As Director of the Department of Insurance, I am pleased to submit to you the Annual Report for the calendar year 2016, as required by Section 41-216, Idaho Code. The statistics in this report are compiled from the December 31, 2016, annual statements filed with the Department by insurance companies licensed in Idaho.

The Department of Insurance has a long tradition of fair and consistent enforcement of the insurance laws of Idaho. The responsibility of regulating the insurance marketplace in Idaho is a challenging task that includes providing a competitive environment for companies doing business in our state, while being ever mindful of the Department's ultimate goal of protecting Idaho's consumers.

I wish to commend and thank the Department's knowledgeable, dedicated, and professional staff. The good work they do is accomplished in many forms each day and provides superior service for the citizens of Idaho.

Thank you for your continued support of our Department.

Respectfully submitted,



Dean L. Cameron
Director

Table of Contents

Administration.....	1
Department Main and Regional Office Addresses and Phone Numbers.....	1
Department of Insurance Directors.....	2
Organizational Chart.....	3
Summary of Administrative Orders.....	4
Litigation Pending During 2016.....	4
Summary of Legislative Changes Enacted in 2016.....	5
Rulemaking Adopted	6
Bulletins Issued	6
Idaho Immunization Assessment Board.....	7
Department Fund Sources.....	8
Department Fund Applications.....	9
Schedule of Receipts and Disbursements.....	10
 State Fire Marshal.....	 15
 Consumer Services.....	 16
SHIBA Program	16
Consumer Affairs.....	17
Fraud Investigations	18
 Company Activities.....	 19
Examinations & Analysis	19
Premium Tax	26
Producer Licensing	30
Continuing Education.....	30
 Product Review.....	 31
Rates and Forms.....	31
 Summary of Annual Statements.....	 33
Idaho Experience and Market Share of Top 20 Stock and Mutual Companies by Line of Business - 2016.....	35
Summary of Financial Condition as of December 31, 2016.....	69
Summary of Idaho Business for Calendar Year 2016.....	119

Administration

Department of Insurance Mission Statement

*The mission of the
Department of Insurance is
to equitably, effectively and
efficiently administer the
Idaho Insurance Code and the
International Fire Code.*

Main Office:

700 West State Street
3rd Floor
P.O. Box 83720
Boise, ID 83720-0043
Phone: 208-334-4250
Fax Numbers:
Main: 208-334-4398
Consumer Affairs: 208-334-4319
SHIBA: 208-334-4389
Fire Marshal: 208-334-4375

Regional Offices:

Fire Marshal Regional Office
1820 East 17th Street, Suite 220
Idaho Falls, ID 83404
Fire Prevention: 208-525-7022
Fire Investigation: 208-525-7209
Fax: 208-525-7066

Consumer Affairs/SHIBA Regional Office
353 North 4th, Suite 200
Pocatello, ID 83201
Consumer Affairs: 208-236-6411
SHIBA: 800-488-5764 / 208-236-6044
Fax: 208-236-6351

Consumer Affairs/SHIBA/Fire Marshal Regional Office
2005 Ironwood Parkway, Suite 143
Coeur d'Alene, ID 83814
Consumer Affairs: 208-666-6850
Fire Investigation: 208-769-1447
SHIBA: 800-488-5725 / 208-666-6847
Fax: 208-666-6767

Toll-free Numbers:

Consumer Assistance
800-721-3272

Producer Helpline
800-721-3272

Senior Health Insurance (SHIBA) Helpline
800-247-4422

Arson Reporting Hotline
877-752-7766

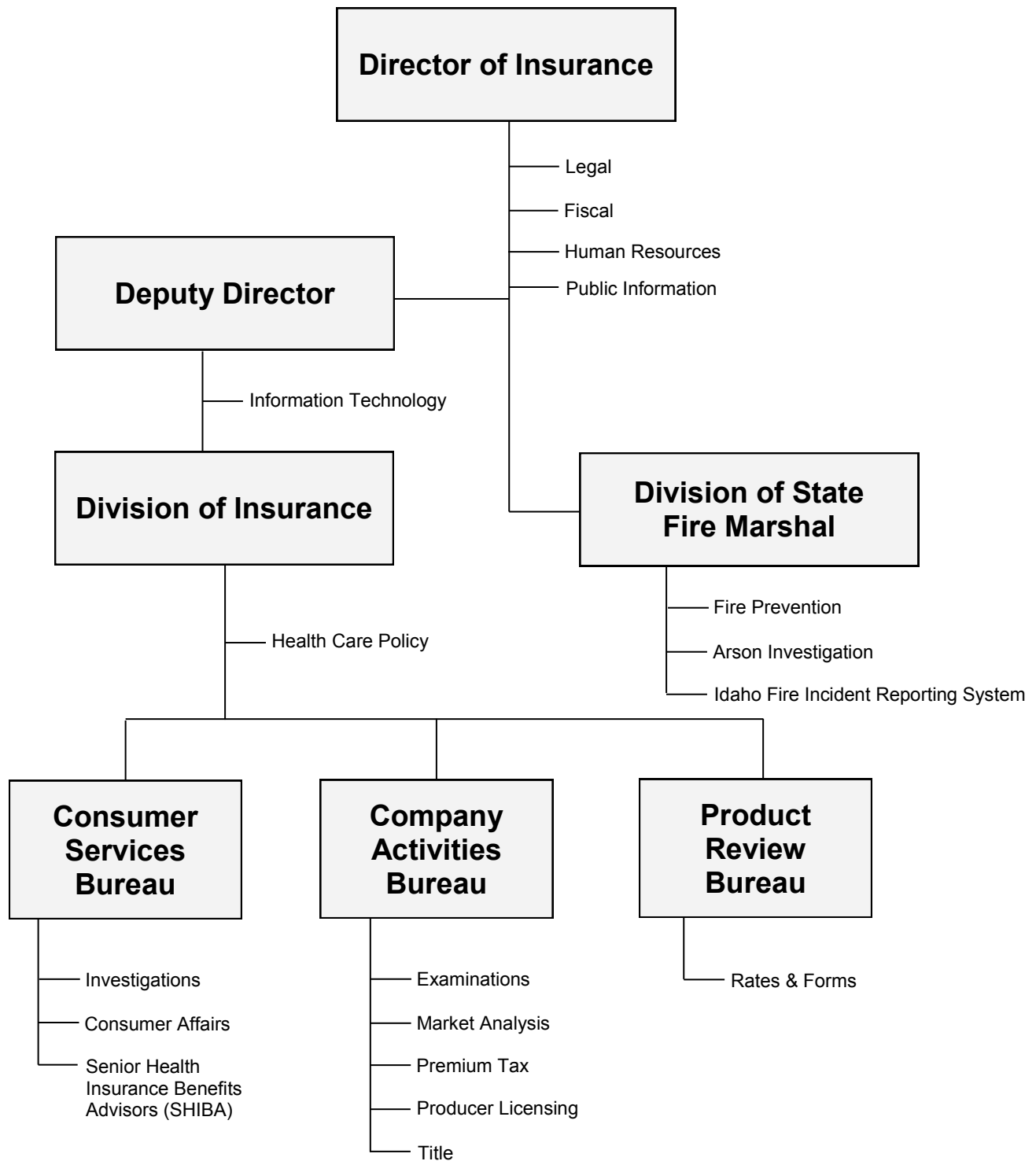
Fraud Reporting Hotline
866-939-7226

Website: <http://www.doi.idaho.gov>

Department of Insurance Directors

Director	Term of Office
Lucius C. Rice	1900
P. M. Davis	1901-1902
John H. Myer	1903-1904
Edward L. Liggett.....	1904-1905
C. D. Goaslind	1906-1909
I. C. Hattabaugh	1910-1911
E. F. Van Valkenburg	1912-1913
George F. Steele.....	1914-1916
W. R. Hyatt	1917-1918
Howard J. Brace	1919-1922
D. C. Neifert	1923-1929
W. H. Bakes	1930-1937
T. M. Walrath	1938-1940
Joel Jenifer	1941-1942
Howard Cullimore	1943-1944
Edward B. McMonigle.....	1945-1947
James Hubbard	1948-1950
Leo O'Connell	1951-1967
John R. Blaine	1967-1972
Robert Hay	1972-1973
Monroe C. Gollaher	1974-1980
Trent M. Woods	1980-1984
Wayne L. Soward	1984-1987
Anthony J. Fagiano.....	1987-1991
George J. Neumayer	1991
Harry C. Walrath	1991-1994
James M. Alcorn	1994-1995
John Michael Brassey	1995
James M. Alcorn	1995-1998
Mary L. Hartung	1998-2004
Gary L. Smith.....	2004-2006
Shad Priest	2006
William W. Deal	2007-2014
Tom Donovan.....	2015
Dean L. Cameron.....	2015-present

Organizational Chart



Summary of Administrative Orders

Producers

License Suspended	1
License Revoked	35
License Denied	6
Penalty Only	2
Other Orders	8

Insurers & Self-funded Plans

Certificate of Authority Suspended	12
Certificate of Authority Revoked	3
Certificate of Authority Reinstated	0
Block Non-Renewal and/or Withdrawal	18
Workers' Compensation Rate Deviation	20
Market Conduct Enforcement Orders	0
Orders Adopting Report of Examination	7
Other Orders	3

Others (e.g., title insurance agencies, adjusters, TPAs, RRGs)

License Suspended, Revoked, or Denied	2
Penalty Only	2
Orders Adopting Report of Examination	24
Other Orders	0

Litigation Pending During 2016

Domestic Receiverships

In the Matter of the Liquidation of Old Standard Life Insurance Co., Case No. CV OC 0401574D

Ancillary Receiverships

State of Idaho, Department of Insurance v. Mission Insurance Company Trust, Case No. 88616
State of Idaho v. Commercial Compensation Casualty Company, Case No. OC 03 03337D
In the Matter of the Ancillary Liquidation of Wasatch Crest Mutual Insurance Company, Case No. CV OT 0810442

Summary of Legislative Changes Enacted in 2016 Impacting the Department of Insurance or the Insurance Industry

The following insurance-related bills were enacted and took effect July 1, 2016, unless otherwise noted.

Department of Insurance Legislation

Senate Bill 1221 - This legislation amends Idaho Code §§ 41-1016, 41-1026, and 41-1108, regarding Producer Licensing to (1) provide for summary suspension or revocation of a nonresident Idaho license when the licensee's home state license has been terminated, (2) to provide that a licensee whose license has been revoked shall not be permitted to obtain a new license until after the expiration of a period of time no less than between one and five years as may be specified in the revocation order, and (3) to provide that a license shall not be issued within a minimum period of one year to a person whose application for a license was previously denied.

Other Insurance-Related Legislation

House Bill 432 - This legislation revises methodology in how some life insurance policies are valued, impacting reserves, known as principle-based reserves.

House Bill 440 - This legislation amends existing law to provide an exception to the requirement that every domestic insurer must have and maintain its principal place of business and home office in this state for certain domestic stock insurers that redomesticate to Idaho.

House Bill 501 - This legislation amends existing law to allow certain types of bonds to be used as security deposits by workers' compensation insurers for the Idaho Industrial Commission.

House Bill 554 - This legislation amends existing law to provide a presumption that certain diseases incurred by firefighters, such as specified cancers, would be presumed to be occupationally related unless medical evidence showed otherwise. Legislation sunsets after five years.

Senate Bill 1262 - This legislation amends existing law to clarify that a "driver reimbursement program", whereby an employer, or a third party contracted by the employer, that provides mileage or incidental repairs and maintenance to employees who use personal vehicles for business purposes, shall not be considered to be a motor vehicle service contract or a contract of insurance.

Senate Bill 1265 - This legislation amends existing law to appropriate one-quarter of the insurance premium tax exceeding 45 million dollars to the Idaho Individual High Risk Reinsurance Pool and thereby reinstate the unintentional repeal of this provision. **Effective July 1, 2017.**

Senate Bill 1283 - This legislation amends existing law and adds a new section to revise provisions regarding the online insurance verification system, to provide that the Idaho Transportation Department shall promulgate rules to provide insurers an alternative method for verifying motor vehicle insurance policy data, to revise provisions regarding the methods of verification, and to provide that failure to comply with specified law regarding uninsured vehicle tracking shall constitute a wrongful practice and subject an insurer to certain penalties under the insurance code.

Rulemaking Adopted

<u>Rule No.</u>	<u>Name</u>
Rule 27 IDAPA 18.01.27	Rule Pertaining to Self-Funded Health Care Plans Effective March 25, 2016
Rule 44 IDAPA 18.01.44	Rule Pertaining to Schedule of Fees, Licenses, and Miscellaneous Charges Effective March 24, 2016
Rule 60 IDAPA 18.01.60	Rule Pertaining to Long-Term Care Insurance Minimum Standards Effective March 25, 2016

Bulletins Issued

<u>Bulletin No.</u>	<u>Subject</u>
16-01	Use of Revised Accounting Practices and Procedures Manual of the NAIC April 12, 2016
16-02	Inflation Protection LTC Partnership Plans (Rescinds Bulletin 06-7) April 13, 2016
16-03	Extension of Transitional Plans through December 31, 2017 April 19, 2016
16-04	Third Party Payments of Premiums or Cost-sharing Expenses for Health Benefit Plans and Medicare Supplement Plans June 28, 2016
16-05	Rate of Interest on Deferred Payment of Cash Surrendered Benefits, effective July 1, 2016 July 20, 2016
16-06	2017 Operative Date of the Principle-Based Valuation Manual September 26, 2016

Idaho Immunization Assessment Board

The 2010 Idaho Legislature adopted Title 41, Chapter 60, Immunization Assessments. The Idaho Immunization Assessment funds the Idaho Department of Health and Welfare's Immunization Program, which provides vaccines for insured children in Idaho. The program was extended by the Idaho Legislature in 2017 and is scheduled to sunset on July 1, 2019.

Under this program, the Idaho Department of Health and Welfare is able to purchase vaccines for insured children at significant discounts. In addition, the program facilitates immunization of children by enabling physicians and other health care professionals in Idaho to obtain most or all of their childhood vaccine supply from the Idaho Department of Health and Welfare as a single source.

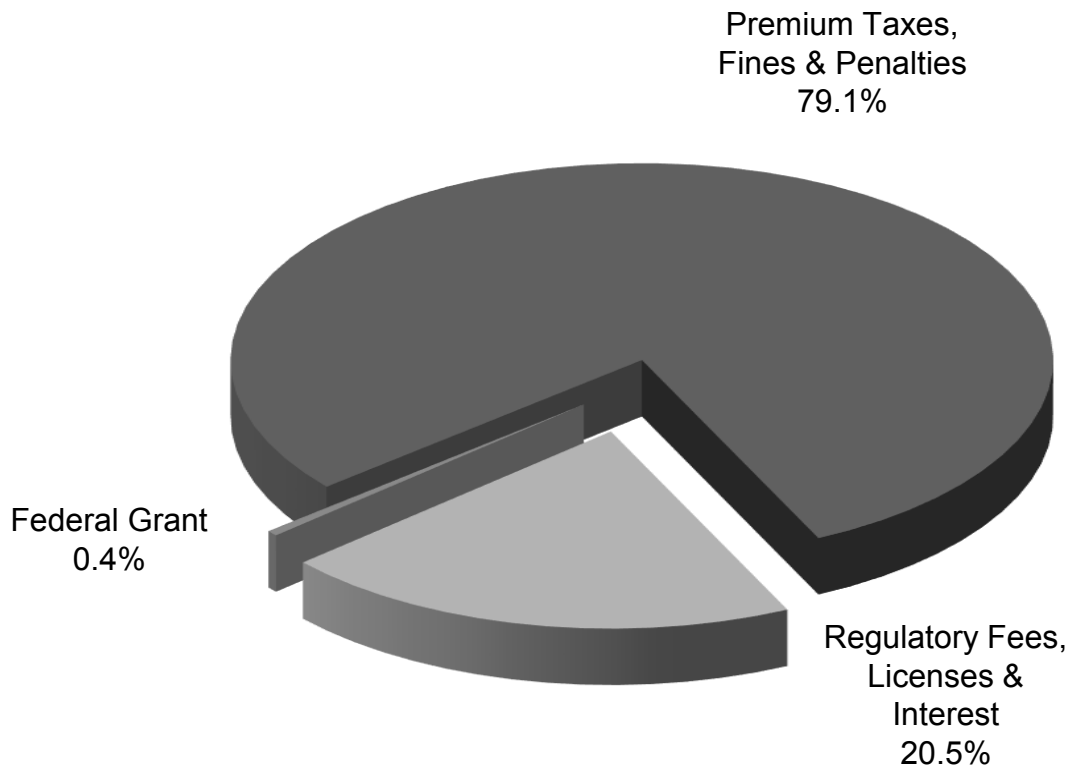
The legislation also created the independent Idaho Immunization Assessment Board to assess mandatory fees from all carriers covering children in Idaho to fund this program. Under the Board's Plan of Operation, carriers report to the Idaho Department of Insurance the numbers of program-eligible children they cover as of January 31 of each year, on or before March 15 of that year. The annual assessment fee notice is sent to all carriers no later than April 15 with a due date of June 15. If the billing is greater than \$50,000, the carrier may request a quarterly installment plan.

The 2016 assessment per program-eligible child was \$68.00.

Highlights for Year 2016

◆ Total carriers surveyed	1,016
◆ Total carriers assessed	139
◆ Total lives assessed	237,396
◆ Total funds assessed	\$16,141,092

Department Fund Sources*
For the Fiscal Year Ended June 30, 2017

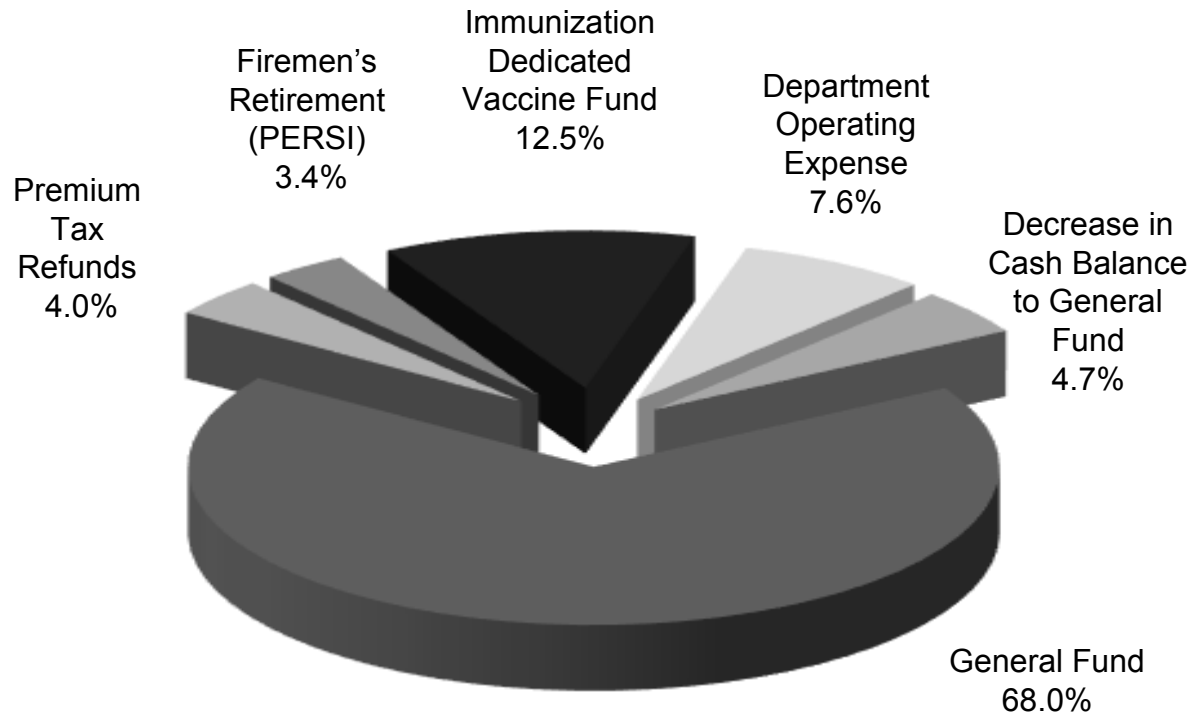


Premium Taxes, Fines & Penalties	\$	87,669,449
Regulatory Fees, Licenses & Interest		22,726,564
Federal Grant		<u>496,656</u>
Total	\$	<u>110,892,670</u>

Department receipts totaled almost \$111 million in FY 2017. Taxes on insurance premiums constituted the largest portion (79.1%) of these receipts, amounting to \$87.7 million. Regulatory fees and licenses of \$22.7 million and federal grant funds of \$0.5 million accounted for the remainder of the FY 2017 receipts. Although premium taxes represent the Department's largest single source of receipts, these dollars are not utilized to finance Department operations. The majority of premium tax proceeds are distributed to the General Fund to finance other State programs. The balance of the premium tax proceeds are distributed to the Premium Tax Refund Fund and the Firemen's Retirement Program.

*Includes the following funds: Insurance Administrative Account; Arson, Fire, and Fraud Prevention Account; Idaho Immunization Dedicated Vaccine Fund; Insurance Insolvency Account; Cigarette Propensity Enforcement Fund; and Federal Grant Fund.

Department Fund Applications*
For the Fiscal Year Ended June 30, 2017



General Fund	\$	75,423,199
Premium Tax Refunds		4,406,084
Firemen's Retirement (PERSI)		3,802,450
Immunization Dedicated Vaccine Fund		13,862,770
Department Operating Expenses		8,473,789
Decrease in Cash Balance to General Fund		<u>5,225,195</u>
Total	\$	<u>111,193,487</u>

In FY 2017, distributions to the General Fund totaled just over \$80.6 million, while distributions to the Premium Tax Refund Fund, Firemen's Retirement Program, and the Idaho Immunization Dedicated Vaccine Fund were \$4.4 million, \$3.8 million, and \$13.9 million, respectively. The Department's operations are funded by regulatory fees, license fees, and other miscellaneous revenue sources. In FY 2017, the Department expended \$8.5 million, or 7.6% of its total receipts, to fund Department program operations.

* Includes the following funds: Insurance Administrative Account; Arson, Fire, and Fraud Prevention Account; Idaho Immunization Dedicated Vaccine Fund; and the Federal Grant Fund.

Schedule of Receipts and Disbursements
For the Fiscal Year Ended June 30, 2017

<i>Insurance Administrative Fund</i>		
Free Fund Balance, July 1, 2016	\$ 10,845,632	
Encumbrances as of July 1, 2016	<u>17,110</u>	
Total Free Fund Balance, July 1, 2016		\$ 10,862,742
Receipts:		
Premium Taxes	\$ 87,578,540	
Licenses, Permits & Fees	7,539,722	
Fines & Penalties	90,909	
Other Revenue	<u>240,070</u>	
Total Receipts		<u>95,449,241</u>
Total Cash Available		<u>106,311,983</u>
Disbursements:		
Personnel Costs	\$ 4,296,731	
Communication Services	42,546	
Employee Development	33,858	
Other Services (Clerical)	1,022,704	
Professional Services	436,843	
Repairs & Maintenance	36,334	
Administrative Services	10,784	
Computer Services	1,096	
Employee Travel Costs	41,192	
Supplies	45,147	
Insurance	2,230	
Rental & Operating Leases	194,215	
Misc Expend (Investigative, Governmental Overhead)	667,411	
Capital Outlay	<u>195,219</u>	
Total Disbursements		(7,026,310)
Prior Period Expenditures as of June 30, 2017		(17,110)
Encumbrances as of June 30, 2017		41,972
Transfers Out:		
General Fund	\$ 75,423,199	
Insurance Refund Fund	8,443,800	
Firemen's Retirement (PERSI)	3,802,450	
Insurance Insolvency Fund	-	
High Risk Reinsurance Pool	-	
Excess Cash on July 1st to General Fund	<u>1,187,479</u>	
Total Transfers Out		<u>(88,856,928)</u>
Free Fund Balance, June 30, 2017		<u>\$ 10,369,663</u>

Schedule of Receipts and Disbursements
For the Fiscal Year Ended June 30, 2017

<i>Arson, Fire & Fraud Prevention Fund</i>		
Free Fund Balance, July 1, 2016	\$ 1,584,951	
Encumbrances as of July 1, 2016	<u>1,520</u>	
Total Free Fund Balance, July 1, 2016		\$ 1,586,471
Receipts:		
Licenses, Permits & Fees	\$ 1,048,297	
Interest Income	12,617	
Other Revenue	<u>2,089</u>	
Total Receipts		<u>1,063,003</u>
Total Cash Available		<u>2,649,473</u>
Disbursements:		
Personnel Costs	\$ 675,447	
Communication Services	11,775	
Employee Development	21,747	
Technical Services	87,704	
Repairs & Maintenance	6,138	
Administrative Services	317	
Computer Services	-	
Employee Travel Costs	18,509	
Supplies	23,030	
Insurance	595	
Rental & Operating Leases	44,640	
Miscellaneous Expenditures	4,442	
Capital Outlay	<u>58,680</u>	
Total Disbursements		(953,024)
Prior Period Expenditures as of June 30, 2017		(1,474)
Encumbrances as of June 30, 2017		<u>2,817</u>
Free Fund Balance, June 30, 2017		<u>\$ 1,692,157</u>

<i>Insurance Refund Fund</i>		
Free Fund Balance, July 1, 2016	\$ 40,000	
Transfers in from Insurance Administrative Fund	<u>8,443,800</u>	
Total Cash Available		\$ 8,483,800
Disbursements:		
Refunds of Premium Tax Overpayments	\$ 4,406,084	
Total Disbursements		(4,406,084)
Transfers Out:		
General Fund	\$ 4,037,716	
Total Transfers Out		<u>(4,037,716)</u>
Free Fund Balance, June 30, 2017		<u>\$ 40,000</u>

Schedule of Receipts and Disbursements
For the Fiscal Year Ended June 30, 2017

<i>Federal Grant Fund</i>		
Free Fund Balance, July 1, 2016	\$ (14,845)	
Encumbrances as of July 1, 2016	<u>-</u>	
Total Free Fund Balance, July 1, 2016		\$ (14,845)
Receipts:		
Federal Grants	\$ 496,656	
Total Receipts		496,656
Advances Received		<u>-</u>
Total Cash Available		481,812
Transfers Out:		-
Disbursements:		
Personnel Costs	\$ 254,391	
Operating Expenses	218,950	
Sub-Grantee Payments	-	
Capital Outlay	<u>21,113</u>	
Total Disbursements		(494,454)
Prior Period Expenditures as of June 30, 2017		-
Encumbrances as of June 30, 2017		<u>-</u>
Free Fund Balance, June 30, 2017		<u>\$ (12,643)</u>

<i>Insurance Insolvency Fund</i>		
Free Fund Balance, July 1, 2016		\$ 100,000
Receipts		-
Transfers In (Reduction in General Fund Transfer)		<u>-</u>
Total Cash Available		100,000
Disbursements:		
Personnel Cost	-	
Supplies	-	
Communication Services	-	
Miscellaneous Expenditures	-	
Professional Services	-	
Employee Travel Costs	-	
Total Disbursements		-
Transfers Out:		
General Fund	\$ <u>-</u>	
Total Transfers Out		<u>-</u>
Free Fund Balance, June 30, 2017		<u>\$ 100,000</u>

Schedule of Receipts and Disbursements
For the Fiscal Year Ended June 30, 2017

<i>Liquidation Trust Fund</i>		
Free Fund Balance, July 1, 2016		\$ 938,784
Receipts:		
Interest & Other Investment Income	\$ 8,052	
Sale of Services, Goods & Property	-	
Receipts to Trust	-	
Transfers In from Diversified Bond Fund		-
Total Receipts and Transfers In		<u>8,052</u>
Total Cash Available		946,836
Disbursements:		
Operating Expense	55	
Transfers Out:		
Investment Purchase - Universe Insurance	-	
Account Liquidation	-	
Total Disbursements and Transfers Out		<u>(55)</u>
Free Fund Balance, June 30, 2017		<u>\$ 946,781</u>

<i>Cigarette Propensity Enforcement Fund</i>		
Free Fund Balance, July 1, 2016		\$ 352,000
Receipts:		
Regulatory Fees	\$ 21,000	
Total Receipts		<u>21,000</u>
Total Cash Available		373,000
Disbursements:		
Expenditures	\$ -	
Total Disbursements		<u>-</u>
Free Fund Balance, June 30, 2017		<u>\$ 373,000</u>

Schedule of Receipts and Disbursements
For the Fiscal Year Ended June 30, 2017

<i>Idaho Immunization Dedicated Vaccine Fund</i>		
Free Fund Balance, July 1, 2016		\$ <u> 0</u>
Receipts:		
Regulatory Fees	<u>\$ 13,862,770</u>	
Total Receipts		<u>13,862,770</u>
Total Cash Available		<u>13,862,770</u>
Disbursements:		
Disbursements	<u>\$ -</u>	
Total Disbursements		<u>-</u>
Transfers Out:		
Health & Welfare	<u>\$ 13,862,770</u>	
Total Transfers Out		<u>(13,862,770)</u>
Free Fund Balance, June 30, 2017		<u>\$ <u> -</u></u>

State Fire Marshal

The State Fire Marshal's Office works with fire departments across Idaho, providing assistance with fire code interpretation, application, and enforcement. The staff conducts training sessions on the adopted fire code, incident reporting procedures, and fire investigations. The State Fire Marshal's Office is also responsible for reviewing plans for all state-owned or -maintained buildings for compliance with fire and life safety codes and, if requested by local fire departments, can assist with local building plan reviews and inspections.

The State Fire Marshal has the statutory responsibility of being the chief arson investigation officer for the state of Idaho. He and his six deputies work with local authorities, when requested, on the investigation of fires and explosions in Idaho.

The State Fire Marshal's Office licenses the fire sprinkler contractors who work in Idaho; trains and certifies State fire code officials; and licenses persons and businesses that import or wholesale fireworks in the State. The office maintains a recordkeeping system including data submitted from fire agencies that cover approximately 95% of the population of Idaho. They are committed to *fighting fire with facts*.

Mission Statement

The State Fire Marshal's Office participates in and coordinates an integrated statewide system designed to protect human life from fire and explosions through fire prevention and the investigation of fires. The program involves fire prevention activities, fire/arson investigations and the operation of various statistical systems, including the Idaho Fire Incident Reporting System (IFIRS).

Highlights for Year 2016

◆ Total fires reported in Idaho	4,686
◆ Number of residential fires	970
◆ Total estimated dollar loss reported	\$45 million
◆ Civilian fatalities reported	34
◆ Firefighter fatalities	0

Idaho Code Section 41-254 requires that the State Fire Marshal make an annual report to the governor and the legislature by the 15th of July each year. The detailed annual report can be found at the State Fire Marshal's website:
<http://www.doi.idaho.gov/sfm/>

Consumer Services

The Consumer Services Bureau consists of three sections: Senior Health Insurance Benefits Advisors (SHIBA), Consumer Affairs, and Investigations. The sections work together to protect the public's interest and ensure all participants (companies, producers, and consumers) are in compliance with the laws and rules that regulate the business of insurance in Idaho.

SHIBA Program ***(Senior Health Insurance Benefits Advisors)***

Senior Health Insurance Benefits Advisors (SHIBA) is a free, unbiased resource empowering Idahoans, through community volunteers and partners, to make informed decisions about their Medicare choices.

Each year, SHIBA individually counsels thousands of Medicare beneficiaries, by phone or in person, in communities throughout Idaho. SHIBA conducts workshops and provides information to beneficiaries and those who help them. SHIBA has offices in Boise, Coeur d'Alene, and Pocatello. A network of certified volunteers and partners assist people in communities throughout the state.

SHIBA investigates complaints and issues regarding claims/billings, appeals/grievances, fraud and abuse, marketing/sales, quality of care, and non-renewal issues.

SHIBA services the general Medicare population and conducts targeted outreach for populations at risk or under-served due to race, cultural background, ethnicity, limited English proficiency, Medicare-Medicaid dual eligible for people with mental health disabilities, beneficiaries under 65 with disabilities, and individuals eligible for low income subsidy prescription drug coverage.

SHIBA promotes awareness of provisions of federal legislation such as the Patient Protection and Affordable Care Act (ACA), the Medicare Improvement for Patients and Providers Act (MIPPA), and the Medicare Modernization Act of 2003 as they affect Medicare issues like prevention and wellness benefits, changes to the Annual Open Enrollment Period (OEP), fraud prevention and awareness initiatives, and Durable, Medical Equipment, Prosthetics, Orthotics, and Supplies (DMEPOS) competitive bidding.

Highlights **for Year 2016**

◆ Total client contacts	13,923
◆ Total presentations and enrollment events	1,509
◆ People reached through presentations and events	24,386
◆ Medicare counseling hours	7,707

Consumer Affairs

The Consumer Affairs Section is a primary contact for members of the public who have questions about insurance matters or who want to file a complaint regarding an insurance matter. The Section assists Idaho residents in a number of ways, including:

- Analyzing consumer, company, and producer complaints and problems relating to all facets of the insurance industry to determine if a violation of the Idaho Code or contract provisions has occurred;
- Providing assistance to consumers, companies, producers, and legal representatives in the form of technical assistance on claims procedures, underwriting, insurance laws and rules;
- Reviewing insurance contracts, policies, and related documents to assure compliance with Idaho insurance laws and rules;
- Conducting investigations concerning alleged violations of insurance laws, evaluating the merit of the complaint or inquiry, and recommending a course of action to Department staff; and
- Providing technical expertise for market conduct examinations of domestic and foreign insurers.

The Consumer Affairs Section also provides information and services to consumers via the Department website, including:

- Answers to common insurance questions;
- Basic information regarding insurance products;
- Online complaint filing;
- Summaries of complaint data; and
- Updates regarding national health care reform.

Consumers can contact a Consumer Affairs Officer through the toll-free Consumer Assistance Helpline, by mail, fax, or the Internet, or by calling or visiting any one of the Department's offices in Boise, Coeur d'Alene, and Pocatello.

Highlights for Year 2016

New consumer complaints	992
Consumer complaints closed	1,005
Calls/inquiries from the public	6,004
Funds recovered for the public	\$697,998
Producer law classes and other presentations	7 (314 participants)
Outreach efforts	40 (13,315 participants)

Investigations

The Investigations Section actively investigates, refers for prosecution, and seeks restitution from those who commit insurance fraud. The Section's mission is two-fold: first, to protect Idaho's insurance consumers from dishonest individuals transacting insurance and, second, to pursue allegations of individuals filing fraudulent claims against insurance companies.

Whatever its form, insurance fraud is a crime that impacts everyone by increasing the cost of insurance premiums and related goods and services. When allowed to go unchecked, insurance fraud has a severe negative effect on the economy as a whole.

The Section conducts criminal and administrative investigations within or outside the state of Idaho to determine whether a person has violated any provision of Title 41, Idaho Code. Two special prosecutors from the Office of the Attorney General review and prosecute insurance cases referred by the Section, while three other Deputy Attorneys General pursue administrative enforcement actions against licensees. The Section also works with the State Fire Marshal's Office on insurance-related arson investigations.

The Section aims to be recognized as a leader in the fight against insurance fraud by creating partnerships with other criminal justice and law enforcement entities, educating the insurance industry, conducting community presentations, and distributing written materials. These activities have significantly created increased public awareness.

Insurance fraud is a felony and could result in a sentence of up to 15 years in prison and a \$15,000 fine.

Highlights for Year 2016

Reports of suspected fraud received	377
Opened cases	122
Cases referred to attorney general for criminal charges	29
Cases referred to attorney general for administrative action	5
Criminal convictions	11
Administrative actions	5

Company Activities

The Company Activities Bureau consists of four sections: Examinations, Analysis, Premium Tax, and Licensing. Although each section has separate functions, all work in close association on some issues.

Examinations & Analysis

The Examinations and Analysis Sections monitor the financial condition of insurance entities conducting business in the state of Idaho to ensure that each complies with Idaho law and that the financial obligations of the entity to its policyholders will be met. Regulated entities include domestic and foreign stock and mutual insurers, fraternal benefit societies, managed care organizations (MCOs), reciprocal insurers, self-funded health care plans, risk retention and purchasing groups, accredited reinsurers, county mutual insurers, hospital and professional service corporations, surplus lines insurers, title insurers, and rating organizations. The Examinations Section also includes an Examiner Title and Market Insurance Specialist who regulates the title industry in Idaho and an Insurance Analyst Sr. who addresses market issues.

Major functions of the Examinations Section include:

- Examination of the financial and market conduct condition of Idaho domestic insurers to ensure that they are operating in accordance with Idaho insurance laws and rules and the NAIC Accounting Practices and Procedures Manual. Examinations are prescribed by law to be conducted at least once every five years but may be undertaken more frequently if the director deems necessary. Examinations of self-funded health benefit plans and other regulated entities are also performed.
- Regulation of all aspects of title agencies operating in Idaho, including title agent licensing, examinations of title agent operations and title plants, review of three-year escrow audits, handling consumer and industry complaints, enforcing compliance with the Idaho Code and Department rules, reviewing escrow rate filings, and reviewing insurer title insurance rates and forms as required.
- Initial licensing for third party administrators (TPAs) who want to operate in Idaho. Determination of whether TPAs continue to meet licensing requirements based on annual filings.
- Receiving and recording corporate changes for insurers and other regulated entities (e.g., name changes, mergers, and redomestications).
- Market analysis and other review of insurers operating in Idaho in order to identify areas of non-compliance with the Idaho Insurance Code. This is done by reviewing consumer complaint data, national and state industry trends, conducting baseline analysis (benchmarking insurers against each other), and reviewing market conduct annual statements and other pertinent information, including financial data.
- Leading Idaho's participation in interstate collaborative actions, providing technical expertise, and conducting or participating in market conduct examinations of domestic and foreign insurers.

Major functions of the Analysis Section include:

- Financial analysis and review of Idaho domestic company financial reports to determine compliance with all Idaho Code requirements, financial solvency, and ability to meet contractual obligations to policyholders. This includes review of annual statements, quarterly statements, audited financial statements, and other filings made by an insurer. The focus is primarily on the solvency of Idaho domestic insurers and the monitoring of foreign companies licensed in Idaho.
- Financial analysis and review of financial statements and other filings of Idaho registered self-funded health plans regulated under Title 41, Chapters 40 and 41, Idaho Code, to determine compliance with Idaho Code requirements, financial solvency, and ability to meet obligations to beneficiaries.
- Initial licensing or authorization of insurers or other regulated entities to transact business in the state via the granting of a certificate of authority or registration. The admission process is completed in an effective and timely manner to admit financially sound insurers and related entities that will offer quality insurance products or related services to Idaho residents. The Section also maintains reinsurance only (accredited reinsurer) and surplus line (white list) listings.
- Monitoring and regulation of Idaho holding company systems of which an insurer is a part, in accordance with Title 41, Chapter 38, Idaho Code, to promote public interest and the interests of Idaho policyholders and shareholders.

Company Examinations and Admissions

Companies Admitted/Listed/Registered in 2016

<u>License #</u>	<u>Company Name/Type</u>	<u>Domicile State</u>
<u>Charitable Gift Annuities</u>		
4361	American Printing House for the Blind, Inc.	KY
4348	Gideons International	TN
4341	Guide Dogs for the Blind	CA
4349	Lewis & Clark College	OR
4357	National Park Foundation	DC
4360	Occidental College	CA
4372	Physicians Committee for Responsible Medicine, Inc.	DC
4359	Temple University of the Commonwealth System of Higher Education	PA
4362	University of Dayton	OH
4375	Wabash College	IN
<u>Life/Health</u>		
4351	Lifecare Assurance Company	AZ
<u>Managed Care Organizations</u>		
4344	Harmony Health Plan, Inc.	IL
4345	MCNA Insurance Company	TX
<u>Property/Casualty</u>		
4352	All America Insurance Company	OH
4369	Central Mutual Insurance Company	OH
4366	Norcal Mutual Insurance Company	CA
<u>Purchasing Groups</u>		
4370	American Advantage Purchasing Group	IL
4364	APIP Cyber and Pollution Programs, Inc.	CA
4373	Chemical Society Risk Purchasing Group	IL
4371	Commercial Industrial Building Owners	CA
4346	Dental Guard Purchasing Group	IL
4350	Forestry Services Risk Purchasing Group	SC
4374	Frenkel Cosmetic Risk Purchasing Group, Inc.	DE
4355	Northern Insurance Real Estate Professionals RPG	IL
4356	Specified Clubs of the American Radio Relay League Purchasing Group	IL

Companies Admitted/Listed/Registered in 2016 (continued)

<u>License #</u>	<u>Company Name/Type</u>	<u>Domicile State</u>
<u>Risk Retention Groups</u>		
4365	County Hall Insurance Company, Inc., A Risk Retention Group	NC
4376	Dan Risk Retention Group, Inc.	SC
4347	Lone Star Alliance Inc., A Risk Retention Group	DC
4358	Velocity Insurance Company, A Risk Retention Group	SD
<u>Self-Funded Health Care Plan</u>		
4342	Madison Memorial Hospital Health Benefit Trust	ID
<u>Surplus Lines</u>		
4354	CM Vantage Specialty Insurance Company	WI
4368	ISMIE Indemnity Company	IL
4353	Watford Specialty Insurance Company	NJ
<u>Title</u>		
4367	Title Resources Guaranty Company	TX
<u>Trusted Reinsurer</u>		
4343	Markel Bermuda Limited	Bermuda
4363	Validus Reinsurance (Switzerland) LTD	Switzerland

Classification of Active and Suspended Companies 2016

Licensed

County Mutual Fire	1
Fraternal Benefit Societies	14
Hospital and Professional Service Corporations	1
Hospital Liabilities Trusts	0
Life & Disability	423
Managed Care Organizations	16
Petroleum Clean Water Trusts	1
Property & Casualty	824
Title	14

Listed

Accredited Reinsurers	23
Advisory Organizations	8
Charitable Gift Annuities	311
Surplus Lines	147
Trusteed Reinsurers	15

Registered

Purchasing Groups	242
Rating Organizations	7
Risk Retention Groups	78
Self-Funded Employee Health Care Plans	12

Other Regulated Entities

Guaranty Associations	3
Surplus Lines Associations	1
Total Companies Regulated	2,140

Companies Expired, Delisted, Revoked or Withdrawn in 2016

Life/Health Companies

Bankers Fidelity Assurance Company – Withdrawn December 19, 2016
Penn Treaty Network America Insurance Company – Revoked April 27, 2016

Property/Casualty Companies

21ST Century Insurance Company of the Southwest – Withdrawn February 16, 2016
Affirmative Insurance Company – Revoked September 20, 2016
Liberty American Select Insurance Company – Withdrawn December 21, 2016
Lincoln General Insurance Company – Revoked March 4, 2016
Stonetrust Commercial Insurance Company – Withdrawn November 15, 2016
Workmen's Auto Insurance Company – Withdrawn April 25, 2016

Purchasing Groups

American Psychotherapist Professional Liability Ins. Program – Withdrawn December 29, 2016
American Retail Traders, Inc. – Withdrawn September 26, 2016
Fulcrum Programs Purchasing Group, LLC – Withdrawn July 1, 2016
General Real Estate Environmental Enterprises Net, Inc. – Withdrawn January 26, 2016
Home Inspection Liability Group, Inc. – Withdrawn December 29, 2016
Professional Liability Assurance Society, Inc. – Withdrawn December 29, 2016
United States Equestrian Federation Service Company RPG – Withdrawn January 1, 2016

Risk Retention Groups

Evergreen USA Risk Retention Group – Withdrawn June 8, 2016
Physicians Specialty LTD., Risk Retention Group – Withdrawn December 31, 2016
Premier Physicians Insurance Company, Inc. A Risk Retention Group – Withdrawn February 14, 2016

Companies Merged in 2016

Merged Companies

1476 American Safety Casualty Insurance Company
2974 American Safety Indemnity Company
1937 Associated International Insurance Company
257 Bankers Standard Fire and Marine Company
591 Charter National Life Insurance Company
3476 CIFG Assurance North America, Inc.
2512 Clearwater Insurance Company
1955 Essex Insurance Company
3745 Express Scripts Insurance Company
4118 Hermitage Insurance Company
3997 Preserver Insurance Company
787 Security Life Insurance Company of America
3924 Springfield Insurance Company
3772 Tower Insurance Company
1586 Unione Italiana Reinsurance Company of America, Inc.
2534 United Teacher Associates Insurance Company
789 Universal Underwriters Life Insurance Company

Merged with/into

474 TIG Insurance Company June 30, 2016
474 TIG Insurance Company June 30, 2016
1956 Evanston Insurance Company
December 31, 2016
991 Bankers Standard Insurance Company
December 31, 2016
3 Allstate Life Insurance Company
January 1, 2016
3349 Assured Guaranty Corp. July 5, 2016
474 TIG Insurance Company
September 30, 2016
1956 Evanston Insurance Company
June 30, 2016
1398 Medco Containment Life Insurance Company
January 1, 2016
1600 Castlepoint National Insurance Company
July 19, 2016
1600 Castlepoint National Insurance Company
July 19, 2016
12 Ameritas Life Insurance Corp.
December 31, 2016
3572 Sequoia Insurance Company
December 30, 2016
1600 Castlepoint National Insurance Company
July 19, 2016
2603 Finial Reinsurance Company
August 1, 2016
1065 Continental General Insurance Company
December 31, 2016
1375 Zurich American Life Insurance Company
September 30, 2016

Premium Tax

Premium taxes are collected by the Department of Insurance and deposited in the Insurance Administrative Fund #0229-10 to be distributed as follows:

- That amount as needed up to 20% for the refund account;
- A portion to the PERSI Firemen's Retirement Account (Idaho Code Section 59-1394);
- That amount (not to exceed \$200,000 in any one year) necessary to cover administrative costs incurred by the Department in placing insurance companies into receivership or supervision to the extent that such costs cannot be satisfied from the assets of the companies;
- Remaining balance to the General Fund (Idaho Code Section 41-406).

Premium taxes collected from authorized insurers are in lieu of all other state and local taxes payable in the state of Idaho with the exception of real property tax (Idaho Code Section 41-405).

The annual premium tax liability is based on calendar year premiums written minus dental premiums, which are taxed at \$0.04 per subscriber per month, effective July 1, 2007. Premium taxes are prepaid in quarterly installments based on the prior year's premiums and the current year's tax rates. The installments are as follows: 60% due June 15, 20% due September 15, and 15% due December 15. The reconciliation payment is made on March 1 of the next year (Idaho Code Section 41-402(3)).

Premium tax offsets are allowed to the extent of 100% of the premium tax liability, unless otherwise indicated:

- **Workers' Compensation Offset** – All workers' compensation insurers must pay a 2.00% premium tax on Idaho premiums written to the Idaho Industrial Commission. Insurers are allowed to offset 50% of this tax against the workers' compensation tax liability with the Department of Insurance. The premium taxes paid to the Industrial Commission at the 2.00% rate should not be confused with the additional Department of Insurance 1.50% premium tax rate. The tax credit can only offset the workers' compensation premium tax liability and cannot be allowed against any other lines of insurance (Idaho Code Section 72-523).
- **Insurance Guaranty Association Offset** – Property and casualty insurers may offset their premium tax liability to the extent of 20% of the assessment for each of the five years following the year the assessment is paid. An allowable offset, or portion thereof, not used in any calendar year cannot be carried over or back to any other year. The total offsets cannot exceed the tax liability or total assessment paid. (Idaho Code Section 41-3616).
- **Idaho Life & Health Guaranty Association Offset** – A premium tax offset is allowed for all Class B and Class C assessments. Insurers may take any portion of the assessment as an offset in any of the five years following the year the assessment is paid. Offsets are limited to 20% of each assessment paid. An allowable offset, or portion thereof, not used in any calendar year cannot be carried over or back to any other year. The total offsets cannot exceed the tax liability or total assessment paid (Idaho Code Section 41-4314(1)).

Summary of Premium Tax Collection
Calendar Years 2012 through 2016
(all figures are rounded to the nearest thousand)

STOCK & MUTUAL INSURERS:

Idaho Code Sections 41-402 through 41-405

Calendar Year	Taxable Premiums	Percentage Increase of Premiums	Premium Tax
2012	4,029,753,000	5.86%	59,108,000
2013	4,227,601,000	4.91%	61,978,000
2014	4,458,287,000	5.46%	65,395,000
2015	4,746,493,000	6.46%	69,597,000
2016	4,875,546,337	2.72%	71,685,462

5 year average:

\$4,467,536,067

\$65,552,692

HOSPITAL & PROFESSIONAL SERVICE CORPORATIONS:

Idaho Code Section 41-3427

Calendar Year	Premiums Written	Percentage Increase of Premiums Written	Subscriber Tax
2012	37,791,000	1.38%	40,000
2013	42,433,000	12.28%	54,000
2014	44,836,000	5.66%	52,000
2015	42,710,000	-4.74%	27,000
2016	48,711,000	14.05%	31,000

5 year average:

\$43,296,200

\$40,800

MANAGED CARE ORGANIZATIONS:

Idaho Code Section 41-3922

Calendar Year	Premiums Written	Percentage Increase of Premiums Written	Subscriber/Premium Tax
2012	125,235,000	28.96%	1,770,000
2013	122,683,000	-2.04%	1,844,000
2014	177,025,000	44.29%	2,548,000
2015	274,812,000	55.24%	4,075,000
2016	390,817,000	42.21%	5,734,000

5 year average:

\$218,114,400

\$3,194,200

SURPLUS LINES BROKERS:

Idaho Code Section 41-1229

Calendar Year	Taxable Premiums	Percentage Increase of Premiums	Premium Tax
2012	60,248,000	-1.20%	906,000
2013	76,903,000	27.64%	1,154,000
2014	78,808,000	2.48%	1,182,000
2015	89,473,000	13.53%	1,342,000
2016	101,541,000	13.49%	1,523,000

5 year average:

\$81,394,600

\$1,221,400

TITLE INSURERS:

Idaho Code Sections 41-402 through 41-405

Calendar Year	Taxable Premiums	Percentage Increase of Premiums	Premium Tax
2012	31,624,000	48.72%	474,000
2013	28,450,000	-10.04%	427,000
2014	30,035,000	5.57%	451,000
2015	36,210,000	20.56%	543,000
2016	47,312,000	30.66%	710,000

5 year average:

\$34,726,200

\$521,000

RISK RETENTION GROUPS:

Idaho Code Sections 41-4805 and 41-402 through 41-405

Calendar Year	Taxable Premiums	Percentage Increase of Premiums	Premium Tax
2012	7,740,000	5.98%	117,000
2013	5,203,000	-32.78%	78,000
2014	6,479,000	24.52%	97,000
2015	8,568,000	32.24%	129,000
2016	8,685,000	1.37%	130,000

5 year average:

\$7,335,000

\$110,200

Taxes are calculated on Idaho premium tax base rate of 1.5% and \$0.04 per dental contract.
Does not include retaliatory premium tax rates.

Premium Tax Rates - Calendar Years 2012 through 2016

CALENDAR YEAR	STOCK & MUTUAL INSURERS	HOSPITAL & PROFESSIONAL SERVICE CORPORATIONS	MANAGED CARE ORGANIZATIONS	SELF-FUNDED HEALTH CARE PLANS	SURPLUS LINES BROKERS	TITLE INSURERS	RISK RETENTION GROUPS
2012	1.50% 4 cents per dental subscriber certificate per month	4 cents per subscriber certificate per month	1.50%	4 cents per beneficiary per month	1.50%	1.50%	1.50%
2013	1.50% 4 cents per dental subscriber certificate per month	4 cents per subscriber certificate per month	1.50%	4 cents per beneficiary per month	1.50%	1.50%	1.50%
2014	1.50% 4 cents per dental subscriber certificate per month	4 cents per subscriber certificate per month	1.50%	4 cents per beneficiary per month	1.50%	1.50%	1.50%
2015	1.50% 4 cents per dental subscriber certificate per month	4 cents per subscriber certificate per month	1.50%	4 cents per beneficiary per month	1.50%	1.50%	1.50%
2016	1.50% 4 cents per dental subscriber certificate per month	4 cents per subscriber certificate per month	1.50%	4 cents per beneficiary per month	1.50%	1.50%	1.50%

Producer Licensing

The Producer Licensing Section reviews and processes license applications and issues and maintains over 100,000 licenses, including resident and non-resident business entities and individuals. The Section oversees 13 license types and their related procedures, statutes, and rules.

Producer Licensing continues to seek out administrative efficiencies by utilizing online services through approved vendors. Vendor services include license applications and renewals, appointments, address changes, license copies, continuing education courses, and CE credit downloads. Applicants and licensees utilize online services for 90-95% of all licensing transactions. This factor allows the turnaround time for non-resident licensing to remain 1-2 days. The FBI fingerprinting process is completely digitized, providing greater security and quicker response times for resident applicants.

Producer Licensing website information is regularly updated to provide the most current information and services available. The Section maintains a paperless, efficient, and secure licensing environment by utilizing document imaging for license records and email correspondence for agency communications to licensees.

Section goals remain efficiency, security, and service.

Continuing Education

The Continuing Education (CE) Rule, IDAPA 18.01.53, requires resident insurance licensees to complete 24 credit hours of continuing education within each two-year licensing period, which expires at the end of the individual's birth month. At least three of the 24 hours must be obtained in insurance ethics courses. Mandated training has been adopted by the Department for annuity suitability, flood, and long-term care policy sales. Non-resident and limited lines producers are exempt from CE requirements for Idaho.

Appointed members of the CE Advisory Committee meet monthly to review provider course applications to ensure quality courses are available to Idaho producers. CE rules are also in place to maintain high standards for CE courses. Presentation methods are available to licensees in a variety of formats including correspondence, internet, seminar, teleconference, traditional classroom, and webcast/webinar.

Highlights for Year 2016

◆ License applications received	21,542
◆ Licenses issued	19,052
◆ Total licenses as of 1/1/2017	105,773
◆ Total licenses renewed	31,038
◆ CE courses added	2,269

Product Review

The Product Review Bureau consists of one section: Rates and Forms.

Rates and Forms

The Rates and Forms Section accepts property, casualty, health, and life policy contracts and related forms with the company certification ensuring they comply with the Idaho Code and are not ambiguous, misleading, or deceptive. The Section accepts advertising filings for life and health and reviews rate filings for various lines of insurance, including individual and small group health rate manuals, Medicare supplement, long-term care, private passenger automobile, homeowners, and credit. The objective is to ensure that rates are not inadequate, excessive, or unfairly discriminatory.

This Section is primarily responsible for administering rate and form laws on a file-and-use basis. Idaho Code Section 41-1812 states: "No basic insurance policy or annuity contract form, or application form where written application is required and is to be made a part of the policy or contract, or printed rider or endorsement form or form of renewal certificate, shall be delivered, or issued for delivery in this state, unless the form has been filed with the director." Although all major lines of insurance are monitored, the Section is alert to filings involving private passenger automobile rate changes, bail bonds, certificates of assumption, company mergers, credit life and disability, life settlement, consumer credit reporting, health products, long-term care, managed care organizations, Medicare supplements, title, and workers' compensation. Unless the forms are submitted and filed with the Rates and Forms Section, they may not be issued to residents of Idaho.

The Department receives policy and rate filings from 1,332 companies licensed or registered to sell products in Idaho. The Department received 5,540 separate filings in 2016 via SERFF (System for Electronic Rate and Form Filing), resulting in the total number of forms and rates for all filings submitted in 2016 shown in the following chart.

Highlights for Year 2016

<u>Business Line</u>	<u>Forms</u>	<u>Rates</u>
Advertising	1,232	0
Aircraft	752	1
Annuities	529	0
Boiler & Machinery	18	1
Commercial Auto	907	132
Commercial Package	2,474	139
Credit Life	11	0
Farmowners	12	10
Fidelity/Surety	188	42
Group Health	1,938	46
General Liability	11,129	212
Group Life	204	0
HMO	592	8
Homeowners	547	70
Individual Health	1,220	25
Individual Life	382	2
Inland Marine	980	106
Life Settlement	18	0
Long-Term Care	64	41
Medical Malpractice	692	16
Medicare Supplement	153	123
Personal Auto	374	140
Property	1,213	98
Title	289	6
Workers' Compensation	184	58
Other All Lines	1,207	94

Summary of Annual Statements

Idaho Experience and Market Share of Top 20 Stock and Mutual Companies by Line of Business - 2016

	Page
Fire.....	35
Allied Lines.....	35
Multiple Peril Crop.....	36
Federal Flood.....	37
Farmowners Multiple Peril.....	38
Homeowners Multiple Peril.....	38
Commercial Multiple Peril (Non-Liability Portion).....	39
Commercial Multiple Peril (Liability Portion).....	40
Mortgage Guaranty.....	41
Ocean Marine.....	41
Inland Marine.....	42
Financial Guaranty.....	43
Medical Professional Liability.....	43
Earthquake.....	44
Group Accident and Health.....	45
Credit Accident and Health (Group and Individual).....	46
Collectively Renewable Accident and Health.....	46
Non-Cancellable Accident and Health.....	46
Guaranteed Renewable Accident and Health.....	47
Non-Renewable for Stated Reasons Only.....	47
Other Accident Only.....	47
Medicare Title XVIII Exempt from State Taxes and Fees.....	48
All Other Accident and Health.....	48
Federal Employee Health Benefits Program Premium.....	48
Workers' Compensation.....	48
Other Liability — Occurrence.....	49
Other Liability — Claims-Made.....	50
Excess Workers' Compensation.....	51
Product Liability.....	52
Private Passenger Auto No-Fault (Personal Injury Protection).....	53
Other Private Passenger Auto Liability.....	54
Commercial Auto No-Fault (Personal Injury Protection).....	55
Other Commercial Auto Liability.....	56
Private Passenger Auto Physical Damage.....	56
Aircraft.....	57
Fidelity.....	58
Surety.....	59
Burglary and Theft.....	60
Boiler and Machinery.....	60

	Page
Credit.....	61
Warranty.....	62
Accident and Health — Life, Health and Managed Care Companies.....	63
Title.....	64
Ordinary Life and Annuity.....	65
Credit Life.....	66
Group Life and Annuity.....	66
Industrial Life.....	67
Private Crop.....	68
Summary of Financial Condition as of December 31, 2016.....	69
Life and Disability Insurers.....	69
Property and Casualty Insurers.....	83
Managed Care Organizations.....	103
Hospital and Professional Service Corporations.....	103
Hospital Trusts.....	103
County Mutual Fire Companies.....	103
Fraternal Benefit Societies.....	104
Title Companies.....	104
Summary of Business in Idaho for Calendar Year 2016.....	105
Life and Health Insurers.....	105
Property and Casualty Insurers.....	119

2016 Business**Fire**

Company Name	Direct Premiums Written	Market Share	Direct Premiums Earned	Direct Losses Incurred	Loss Ratio
SAFECO INS CO OF AMER	2,121,404	8.29%	2,092,557	788,843	37.70%
TRAVELERS IND CO	1,751,698	6.85%	1,577,886	84,105	5.33%
FACTORY MUT INS CO	1,388,078	5.43%	1,583,097	1,106,824	69.92%
AMERICAN HOME ASSUR CO	1,059,350	4.14%	526,563	17,078	3.24%
FOREMOST INS CO GRAND RAPIDS MI	1,015,958	3.97%	972,327	313,721	32.26%
TRAVELERS PROP CAS CO OF AMER	932,342	3.64%	799,435	(44,009)	-5.51%
AUTO OWNERS INS CO	880,648	3.44%	887,347	250,410	28.22%
ALLIANZ GLOBAL RISKS US INS CO	847,504	3.31%	864,900	10,821	1.25%
CINCINNATI INS CO	799,304	3.12%	771,460	96,996	12.57%
STANDARD GUAR INS CO	658,051	2.57%	674,219	42,606	6.32%
AFFILIATED FM INS CO	638,549	2.50%	752,435	57,124	7.59%
LIBERTY MUT FIRE INS CO	588,025	2.30%	603,534	274,850	45.54%
VERLAN FIRE INS CO MD	587,371	2.30%	593,913	-	0.00%
INSURANCE CO OF THE STATE OF PA	556,279	2.17%	512,994	73,417	14.31%
EMPLOYERS MUT CAS CO	496,115	1.94%	488,601	573,824	117.44%
XL INS AMER INC	489,834	1.91%	379,072	10,264	2.71%
GEM STATE INS CO	486,555	1.90%	525,601	-	0.00%
ZURICH AMER INS CO	473,333	1.85%	540,256	(14,675)	-2.72%
AUTOMOBILE INS CO OF HARTFORD CT	411,785	1.61%	410,851	464,317	113.01%
AMERICAN MODERN SELECT INS CO	391,564	1.53%	447,368	(1,373)	-0.31%
ALL OTHERS (178)	9,006,980	35.21%	9,357,141	10,402,001	111.17%
TOTALS	25,580,727	100.00%	25,361,557	14,507,144	57.20%

Allied Lines

Company Name	Direct Premiums Written	Market Share	Direct Premiums Earned	Direct Losses Incurred	Loss Ratio
SAFECO INS CO OF AMER	3,228,707	14.89%	3,158,900	1,581,755	50.07%
FACTORY MUT INS CO	2,777,924	12.81%	3,238,724	-	0.00%
STANDARD GUAR INS CO	1,479,724	6.82%	1,571,225	165,443	10.53%
TRAVELERS IND CO	1,101,756	5.08%	1,300,236	680,204	52.31%

2016 Business**Allied Lines (continued)**

FARM BUREAU MUT INS CO OF ID	894,549	4.12%	894,549	815,199	91.13%
UNITED SERV AUTOMOBILE ASSN	876,737	4.04%	880,154	525,861	59.75%
CINNINNATI INS CO	627,748	2.89%	599,494	263,543	43.96%
TRAVELERS PROP CAS CO OF AMER	604,463	2.79%	633,432	(3,990)	-0.63%
FOREMOST INS CO GRAND RAPIDS MI	486,857	2.24%	463,152	3,407	0.74%
RSUI IND CO	477,767	2.20%	480,738	27,244	5.67%
USAA CAS INS CO	471,944	2.18%	480,882	87,036	18.10%
EMPLOYERS MUT CAS CO	460,042	2.12%	437,449	170,412	38.96%
AUTOMOBILE INS CO OF HARTFORD CT	442,537	2.04%	440,095	400,855	91.08%
ZURICH AMER INS CO	378,219	1.74%	442,505	(17,218)	-3.89%
ALLIANZ GLOBAL RISKS US INS CO	376,071	1.73%	395,946	5,814	1.47%
AFFILIATED FM INS CO	331,061	1.53%	390,050	(14,803)	-3.80%
FEDERATED RURAL ELECTRIC INS EXCH	299,591	1.38%	299,204	138,932	46.43%
ACUITY A MUT INS CO	277,267	1.28%	245,159	114,250	46.60%
XL INS AMER INC	236,654	1.09%	164,160	53,744	32.74%
AMERICAN MODERN SELECT INS CO	218,803	1.01%	244,615	5,940	2.43%
ALL OTHERS (184)	5,642,035	26.01%	5,757,516	4,156,199	72.19%
TOTALS	21,690,456	100.00%	22,518,185	9,159,827	40.68%

Multiple Peril Crop

Company Name	Direct Premiums Written	Market Share	Direct Premiums Earned	Direct Losses Incurred	Loss Ratio
ACE PROP & CAS INS CO	28,059,702	43.65%	25,716,313	16,115,340	62.67%
RURAL COMM INS CO	8,417,073	13.10%	4,850,072	1,598,364	32.96%
FMIH AG RISK INS CO	6,210,153	9.66%	6,117,791	1,245,535	20.36%
NAU COUNTRY INS CO	6,111,686	9.51%	6,268,900	1,265,013	20.18%
AMERICAN AGRI BUSINESS INS CO	5,875,156	9.14%	5,906,907	1,140,597	19.31%
FARM BUREAU MUT INS CO OF ID	3,283,354	5.11%	3,283,354	1,137,570	34.65%
TECHNOLOGY INS CO INC	2,004,683	3.12%	2,004,683	675,017	33.67%
GREAT AMER INS CO	1,448,272	2.25%	1,453,754	368,153	25.32%
AGRI GEN INS CO	1,438,084	2.24%	1,453,096	893,815	61.51%
PRODUCERS AGRICULTURE INS CO	1,417,946	2.21%	1,399,591	983,199	70.25%

**2016 Business
Multiple Peril Crop (continued)**

WESTERN AGRIC INS CO	9,304	0.01%	7,258	4,720	65.03%
STATE FARM FIRE & CAS CO	1,530	0.00%	1,530	-	0.00%
OCCIDENTAL FIRE & CAS CO OF NC	-	0.00%	-	61	0.00%
FARMERS MUT HAIL INS CO OF IA	-	0.00%	-	-	0.00%
MUTUAL OF ENUMCLAW INS CO	-	0.00%	-	-	0.00%
ATLANTIC SPECIALTY INS CO	(552)	0.00%	(552)	(47,016)	8517.39%
TOTALS	64,276,391	100.00%	58,462,697	25,380,368	43.41%

Federal Flood

Company Name	Direct Premiums Written	Market Share	Direct Premiums Earned	Direct Losses Incurred	Loss Ratio
AMERICAN BANKERS INS CO OF FL	617,856	18.01%	614,652	404	0.07%
HARTFORD INS CO OF THE MIDWEST	511,822	14.92%	500,784	2,320	0.46%
FARMERS INS CO OF ID	441,877	12.88%	432,331	32,323	7.48%
ALLSTATE INS CO	422,327	12.31%	425,377	(31,923)	-7.50%
WRIGHT NATL FLOOD INS CO	326,462	9.52%	336,440	(229)	-0.07%
USAA GEN IND CO	284,748	8.30%	278,221	21,250	7.64%
SELECTIVE INS CO OF NY	159,527	4.65%	150,021	1,198	0.80%
PHILADELPHIA IND INS CO	119,183	3.47%	146,495	(19,686)	-13.44%
AUTO OWNERS INS CO	115,981	3.38%	119,211	-	0.00%
FOREMOST INS CO GRAND RAPIDS MI	97,219	2.83%	80,724	8,554	10.60%
AMERICAN FAMILY MUT INS CO	65,472	1.91%	77,392	(91)	-0.12%
LIBERTY MUT FIRE INS CO	52,884	1.54%	55,116	-	0.00%
HOMESITE INS CO	49,082	1.43%	33,203	-	0.00%
NATIONWIDE MUT FIRE INS CO	40,736	1.19%	53,921	(456)	-0.85%
METROPOLITAN PROP & CAS INS CO	36,355	1.06%	39,354	-	0.00%
HARTFORD UNDERWRITERS INS CO	35,724	1.04%	14,900	-	0.00%
QBE INS CORP	13,099	0.38%	9,829	13	0.13%
NEW HAMPSHIRE INS CO	9,791	0.29%	9,791	405	4.14%
AMERICAN NATL PROP & CAS CO	9,528	0.28%	7,818	-	0.00%
HARLEYSVILLE INS CO	7,460	0.22%	9,038	-	0.00%
ALL OTHERS (9)	12,758	0.37%	11,358	43	0.38%
TOTALS	3,429,891	100.00%	3,405,976	14,125	0.41%

2016 Business Farmowners Multiple Peril

Company Name	Direct Premiums Written	Market Share	Direct Premiums Earned	Direct Losses Incurred	Loss Ratio
FARM BUREAU MUT INS CO OF ID	29,619,184	48.44%	28,285,803	15,658,248	55.36%
MUTUAL OF ENUMCLAW INS CO	7,479,593	12.23%	7,337,755	3,900,374	53.15%
NORTH PACIFIC INS CO	4,867,648	7.96%	4,342,978	2,528,113	58.21%
OREGON MUT INS CO	2,549,866	4.17%	2,510,129	1,576,225	62.79%
NATIONWIDE AGRIBUSINESS INS CO	2,057,772	3.37%	2,025,304	1,689,407	83.41%
FARMERS ALLIANCE MUT INS CO	1,898,288	3.10%	1,981,212	362,979	18.32%
STATE FARM FIRE & CAS CO	1,781,377	2.91%	1,773,847	408,523	23.03%
UNITED HERITAGE PROP & CAS CO	1,741,102	2.85%	1,758,436	672,388	38.24%
GRANGE INS ASSN	1,429,860	2.34%	1,354,368	781,125	57.67%
TRAVELERS IND CO OF AMER	1,358,394	2.22%	1,290,809	1,087,813	84.27%
AMERICAN STATES INS CO	1,016,625	1.66%	1,025,961	179,088	17.46%
TRAVELERS IND CO	781,630	1.28%	859,314	171,755	19.99%
UNIGARD INS CO	612,707	1.00%	689,859	(250,606)	-36.33%
NATIONAL SURETY CORP	577,280	0.94%	659,646	(79,883)	-12.11%
AMERICAN INS CO	571,894	0.94%	580,632	301,677	51.96%
AMERICAN FAMILY MUT INS CO	505,810	0.83%	486,284	211,123	43.42%
QBE INS CORP	473,939	0.78%	571,400	160,140	28.03%
FIREMANS FUND INS CO	322,941	0.53%	288,039	117,724	40.87%
CHARTER OAK FIRE INS CO	322,834	0.53%	318,951	109,813	34.43%
INDEMNITY INS CO OF NORTH AMER	243,683	0.40%	253,923	74,176	29.21%
ALL OTHERS (22)	930,002	1.52%	805,129	196,839	24.45%
TOTALS	61,142,429	100.00%	59,199,779	29,857,041	50.43%

Homeowners Multiple Peril

Company Name	Direct Premiums Written	Market Share	Direct Premiums Earned	Direct Losses Incurred	Loss Ratio
STATE FARM FIRE & CAS CO	54,042,868	16.20%	53,228,543	26,188,252	49.20%
FARM BUREAU MUT INS CO OF ID	32,157,959	9.64%	30,485,863	18,562,870	60.89%
SAFECO INS CO OF IL	30,433,182	9.12%	29,324,722	11,634,086	39.67%
FARMERS INS EXCH	18,873,461	5.66%	17,920,308	5,080,901	28.35%

2016 Business

Homeowners Multiple Peril (continued)

FARMERS INS CO OF ID	13,471,330	4.04%	13,949,468	3,938,836	28.24%
UNITED HERITAGE PROP & CAS CO	13,165,349	3.95%	13,078,496	7,158,125	54.73%
ALLSTATE VEHICLE & PROP INS CO	10,002,171	3.00%	8,676,482	4,913,451	56.63%
TRAVELERS HOME & MARINE INS CO	9,730,049	2.92%	9,301,029	7,714,136	82.94%
UNITED SERV AUTOMOBILE ASSN	9,200,816	2.76%	8,734,202	4,585,705	52.50%
AMERICAN FAMILY MUT INS CO	8,341,601	2.50%	8,799,288	5,707,633	64.86%
ALLSTATE PROP & CAS INS CO	7,931,569	2.38%	8,563,458	6,736,434	78.66%
FOREMOST INS CO GRAND RAPIDS MI	6,660,184	2.00%	6,488,928	2,640,354	40.69%
METROPOLITAN PROP & CAS INS CO	6,562,939	1.97%	6,519,934	4,020,147	61.66%
LIBERTY INS CORP	6,427,514	1.93%	5,852,560	2,251,455	38.47%
USAA CAS INS CO	6,120,166	1.83%	5,880,661	1,950,537	33.17%
AUTO OWNERS INS CO	5,932,251	1.78%	5,677,534	2,923,618	51.49%
ALLSTATE IND CO	5,925,440	1.78%	6,109,379	3,003,138	49.16%
ALLSTATE INS CO	5,083,266	1.52%	5,351,464	2,253,333	42.11%
MUTUAL OF ENUMCLAW INS CO	5,003,650	1.50%	5,026,841	2,894,597	57.58%
ENUMCLAW PROP & CAS INS CO	4,964,557	1.49%	4,763,664	4,096,542	86.00%
ALL OTHERS (108)	73,508,645	22.04%	69,991,820	41,761,323	59.67%
TOTALS	333,538,967	100.00%	323,724,644	170,015,473	52.52%

Commercial Multiple Peril (Non-Liability Portion)

Company Name	Direct Premiums Written	Market Share	Direct Premiums Earned	Direct Losses Incurred	Loss Ratio
WESTERN COMM INS CO	9,429,504	10.08%	9,172,868	5,223,124	56.94%
CONTINENTAL WESTERN INS CO	5,151,335	5.50%	5,093,984	9,833,268	193.04%
CINCINNATI INS CO	4,942,769	5.28%	5,077,386	(842,816)	-16.60%
OHIO SECURITY INS CO	4,119,684	4.40%	3,944,923	1,080,752	27.40%
PHILADELPHIA IND INS CO	2,850,039	3.05%	2,730,220	590,507	21.63%
STATE FARM FIRE & CAS CO	2,842,765	3.04%	2,809,396	1,206,085	42.93%
AMCO INS CO	2,643,898	2.83%	2,742,833	871,366	31.77%
FARMERS INS CO OF ID	2,550,859	2.73%	2,556,290	1,130,564	44.23%
AMERICAN HALLMARK INS CO OF TX	2,470,932	2.64%	2,383,761	1,559,142	65.41%
MUTUAL OF ENUMCLAW INS CO	2,280,164	2.44%	2,169,300	981,064	45.22%

2016 Business**Commercial Multiple Peril (Non-Liability Portion) (continued)**

FARMERS INS EXCH	2,216,333	2.37%	2,268,883	409,918	18.07%
TRUCK INS EXCH	1,922,373	2.05%	1,891,355	1,207,731	63.86%
ALLSTATE IND CO	1,920,708	2.05%	1,992,306	866,496	43.49%
MID CENTURY INS CO	1,866,603	1.99%	1,780,891	627,173	35.22%
AUTO OWNERS INS CO	1,761,226	1.88%	1,680,648	505,913	30.10%
TRAVELERS CAS INS CO OF AMER	1,751,546	1.87%	1,726,845	685,633	39.70%
AMERICAN FAMILY MUT INS CO	1,598,465	1.71%	1,596,179	1,483,004	92.91%
NATIONWIDE AGRIBUSINESS INS CO	1,399,314	1.50%	1,313,719	136,869	10.42%
TRAVELERS PROP CAS CO OF AMER	1,262,130	1.35%	1,389,022	1,066,126	76.75%
ACE AMER INS CO	1,200,563	1.28%	1,363,842	155,298	11.39%
ALL OTHERS (220)	37,402,355	39.97%	37,078,851	14,313,009	38.60%
TOTALS	93,583,565	100.00%	92,763,502	43,090,226	46.45%

Commercial Multiple Peril (Liability Portion)

Company Name	Direct Premiums Written	Market Share	Direct Premiums Earned	Direct Losses Incurred	Loss Ratio
IDAHO COUNTIES RISK MGMT PROGRAM	29,636,448	29.09%	29,236,106	10,761,082	36.81%
WESTERN COMM INS CO	9,703,389	9.53%	9,295,372	1,984,021	21.34%
CINCINNATI INS CO	4,942,786	4.85%	4,911,470	302,840	6.17%
OHIO SECURITY INS CO	3,882,853	3.81%	3,783,206	1,574,802	41.63%
AUTO OWNERS INS CO	3,023,297	2.97%	2,757,617	1,307,226	47.40%
CONTINENTAL WESTERN INS CO	2,983,112	2.93%	3,102,755	844,199	27.21%
PHILADELPHIA IND INS CO	2,843,500	2.79%	2,770,174	736,701	26.59%
AMERICAN HALLMARK INS CO OF TX	2,447,223	2.40%	2,361,240	694,594	29.42%
OWNERS INS CO	2,414,853	2.37%	2,441,157	1,237,311	50.69%
TRAVELERS PROP CAS CO OF AMER	2,109,543	2.07%	2,092,052	384,914	18.40%
STATE FARM FIRE & CAS CO	1,895,177	1.86%	1,887,787	269,073	14.25%
ACUITY A MUT INS CO	1,785,261	1.75%	1,701,633	302,720	17.79%
AMCO INS CO	1,650,734	1.62%	1,691,960	992,992	58.69%
AMERICAN FAMILY MUT INS CO	1,162,578	1.14%	1,171,937	94,342	8.05%
MUTUAL OF ENUMCLAW INS CO	1,153,596	1.13%	1,073,474	62,864	5.86%
TRUCK INS EXCH	1,040,918	1.02%	1,005,167	112,362	11.18%

**2016 Business
Commercial Multiple Peril (Liability Portion) (continued)**

TRAVELERS CAS INS CO OF AMER	1,012,576	0.99%	1,008,220	(43,808)	-4.35%
AMERICAN STATES INS CO	956,083	0.94%	1,022,141	574,672	56.22%
WEST AMER INS CO	904,319	0.89%	863,447	124,658	14.44%
THE CINCINNATI IND CO	867,820	0.85%	923,177	(138,682)	-15.02%
ALL OTHERS (227)	25,445,028	24.98%	25,688,724	14,468,222	56.32%
TOTALS	101,861,094	100.00%	100,788,816	36,647,105	36.36%

Mortgage Guaranty

Company Name	Direct Premiums Written	Market Share	Direct Premiums Earned	Direct Losses Incurred	Loss Ratio
RADIAN GUAR INC	8,623,319	25.32%	8,805,843	1,068,710	12.14%
MORTGAGE GUAR INS CORP	7,521,785	22.08%	7,342,662	693,831	9.45%
ESSENT GUAR INC	4,332,697	12.72%	4,305,098	(24,407)	-0.57%
GENWORTH MORTGAGE INS CORP	3,986,972	11.71%	3,821,020	(265,143)	-6.94%
ARCH MORTGAGE INS CO	3,350,831	9.84%	3,269,228	(61,361)	-1.88%
UNITED GUAR RESIDENTIAL INS CO	3,253,720	9.55%	3,377,601	491,545	14.55%
NATIONAL MORTGAGE INS CORP	1,323,745	3.89%	705,237	-	0.00%
PMI MORTGAGE INS CO	768,358	2.26%	782,938	(11,961)	-1.53%
REPUBLIC MORTGAGE INS CO	489,456	1.44%	502,937	369,119	73.39%
MGIC IND CORP	406,281	1.19%	447,322	(11,688)	-2.61%
ARCH MORTGAGE GUAR CO	1,385	0.00%	78,294	-	0.00%
UNITED GUAR MORTGAGE IND CO	226	0.00%	226	-	0.00%
TOTALS	34,058,775	100.00%	33,438,406	2,248,645	6.72%

Ocean Marine

Company Name	Direct Premiums Written	Market Share	Direct Premiums Earned	Direct Losses Incurred	Loss Ratio
NATIONAL UNION FIRE INS CO OF PITTS	866,026	14.93%	887,169	168,640	19.01%
FOREMOST INS CO GRAND RAPIDS MI	540,633	9.32%	525,335	252,407	48.05%
TRAVELERS PROP CAS CO OF AMER	392,311	6.76%	402,194	2,909	0.72%
ENDURANCE AMER INS CO	380,116	6.55%	310,799	125,530	40.39%

2016 Business
Ocean Marine (continued)

Ocean Marine (continued)					
GEICO MARINE INS CO	378,298	6.52%	310,645	148,248	47.72%
XL SPECIALTY INS CO	339,657	5.86%	261,919	75,125	28.68%
MARKEL AMER INS CO	274,206	4.73%	287,001	58,044	20.22%
FEDERAL INS CO	227,934	3.93%	189,876	34,647	18.25%
AGCS MARINE INS CO	187,295	3.23%	125,247	12,071	9.64%
HANOVER INS CO	173,637	2.99%	177,634	37,916	21.35%
STARR IND & LIAB CO	162,454	2.80%	164,132	9,108	5.55%
ACE AMER INS CO	149,202	2.57%	133,680	616,161	460.92%
NAVIGATORS INS CO	146,018	2.52%	107,016	11,417	10.67%
ATLANTIC SPECIALTY INS CO	144,212	2.49%	138,615	10,742	7.75%
TRAVELERS HOME & MARINE INS CO	139,698	2.41%	132,141	117,933	89.25%
AFFILIATED FM INS CO	123,400	2.13%	49,942	58,413	116.96%
NORTH AMER SPECIALTY INS CO	108,819	1.88%	14,770	4,337	29.36%
CONTINENTAL INS CO	93,152	1.61%	84,523	(36,191)	-42.82%
ESSENTIA INS CO	87,597	1.51%	86,706	26,662	30.75%
AXIS INS CO	82,631	1.42%	85,460	6,514	7.62%
ALL OTHERS (61)	803,074	13.85%	883,654	265,021	29.99%
TOTALS	5,800,370	100.00%	5,358,458	2,005,654	37.43%

Inland Marine

Company Name	Direct Premiums Written	Market Share	Direct Premiums Earned	Direct Losses Incurred	Loss Ratio
LIBERTY INS UNDERWRITERS INC	18,240,166	20.98%	18,240,166	17,204,688	94.32%
CONTINENTAL CAS CO	9,570,165	11.01%	9,778,018	5,662,688	57.91%
FARM BUREAU MUT INS CO OF ID	4,801,352	5.52%	4,586,033	2,882,038	62.84%
STATE FARM FIRE & CAS CO	2,660,246	3.06%	2,616,810	907,793	34.69%
JEFFERSON INS CO	2,526,629	2.91%	2,407,771	604,241	25.10%
GREAT WEST CAS CO	2,414,958	2.78%	2,280,851	1,266,723	55.54%
FACTORY MUT INS CO	2,166,463	2.49%	1,777,479	-	0.00%
NEW HAMPSHIRE INS CO	1,906,862	2.19%	2,174,507	124,819	5.74%
WESTERN COMM INS CO	1,657,029	1.91%	1,555,578	1,067,186	68.60%
TRAVELERS PROP CAS CO OF AMER	1,450,611	1.67%	1,554,668	326,255	20.99%

2016 Business
Inland Marine (continued)

SECURIAN CAS CO	1,415,151	1.63%	1,295,509	423,069	32.66%
CINNINNATI INS CO	1,404,170	1.62%	1,177,363	288,598	24.51%
ARCH INS CO	1,387,946	1.60%	1,304,548	357,655	27.42%
TRANSAMERICA CAS INS CO	1,096,712	1.26%	1,102,167	671,781	60.95%
UNITED FINANCIAL CAS CO	1,078,529	1.24%	959,990	522,438	54.42%
AMERICAN BANKERS INS CO OF FL	1,067,897	1.23%	1,050,880	449,162	42.74%
AMERICAN ZURICH INS CO	966,389	1.11%	885,991	16,182	1.83%
PROGRESSIVE NORTHWESTERN INS CO	948,274	1.09%	939,956	467,361	49.72%
ZURICH AMER INS CO	944,812	1.09%	894,467	118,354	13.23%
AUTO OWNERS INS CO	905,934	1.04%	838,625	327,462	39.05%
ALL OTHERS (285)	28,313,609	32.57%	27,889,715	20,432,766	73.26%
TOTALS	86,923,904	100.00%	85,311,092	54,121,259	63.44%

Financial Guaranty

Company Name	Direct Premiums Written	Market Share	Direct Premiums Earned	Direct Losses Incurred	Loss Ratio
ASSURED GUAR MUNICIPAL CORP	-	0.00%	457,790	-	0.00%
MBIA INS CORP	-	0.00%	268,938	-	0.00%
ASSURED GUAR CORP	-	0.00%	78,398	-	0.00%
NATIONAL PUBLIC FINANCE GUAR CORP	-	0.00%	53,261	-	0.00%
AMBAC ASSUR CORP	-	0.00%	32,343	-	0.00%
SYNCORA GUAR INC	-	0.00%	18,648	-	0.00%
TOTALS	-	-	909,378	-	0.00%

Medical Professional Liability

Company Name	Direct Premiums Written	Market Share	Direct Premiums Earned	Direct Losses Incurred	Loss Ratio
MEDICAL INS EXCH OF CA	7,474,326	32.40%	7,440,218	3,515,625	47.25%
DOCTORS CO AN INTERINS EXCH	4,190,081	18.16%	4,382,290	(480,956)	-10.97%
CONTINENTAL CAS CO	2,713,810	11.76%	2,678,153	264,179	9.86%
MEDICAL PROTECTIVE CO	1,949,960	8.45%	2,105,944	(3,202,686)	-152.08%

2016 Business
Medical Professional Liability (continued)

PHYSICIANS INS A MUT CO	1,667,711	7.23%	1,648,112	905,807	54.96%
AMERICAN CAS CO OF READING PA	1,066,725	4.62%	1,036,994	83,096	8.01%
WASHINGTON CAS CO	817,432	3.54%	809,306	701,843	86.72%
UMIA INS INC	617,926	2.68%	572,050	201,344	35.20%
NCMIC INS CO	439,094	1.90%	441,866	637,025	144.17%
PODIATRY INS CO OF AMER	346,958	1.50%	359,534	467,628	130.07%
LIBERTY INS UNDERWRITERS INC	340,900	1.48%	325,536	70,648	21.70%
NORTHWEST DENTISTS INS CO	272,217	1.18%	251,978	12,508	4.96%
CHURCH MUT INS CO	207,401	0.90%	111,841	161,740	144.62%
NATIONAL UNION FIRE INS CO OF PITTS	189,498	0.82%	189,941	1,971,521	1037.96%
ACE AMER INS CO	131,412	0.57%	155,086	60,165	38.79%
PHARMACISTS MUT INS CO	124,674	0.54%	88,656	34,389	38.79%
PREFERRED PROFESSIONAL INS CO	122,628	0.53%	96,406	(10,362)	-10.75%
AMERICAN ALT INS CORP	84,139	0.36%	91,981	(16,903)	-18.38%
PACO ASSUR CO INC	74,573	0.32%	76,164	156,962	206.08%
CINCINNATI INS CO	58,452	0.25%	70,025	(133,694)	-190.92%
ALL OTHERS (37)	181,850	0.79%	183,482	(214,427)	-116.87%
TOTALS	23,071,767	100.00%	23,115,563	5,185,452	22.43%

Earthquake

Company Name	Direct Premiums Written	Market Share	Direct Premiums Earned	Direct Losses Incurred	Loss Ratio
TRAVELERS IND CO	389,490	13.27%	428,192	42	0.01%
STATE FARM FIRE & CAS CO	351,295	11.96%	340,524	-	0.00%
AIG PROP CAS CO	267,939	9.13%	248,000	-	0.00%
UNITED SERV AUTOMOBILE ASSN	218,554	7.44%	217,914	(1,099)	-0.50%
TRAVELERS PROP CAS CO OF AMER	164,215	5.59%	167,669	3	0.00%
WESTPORT INS CORP	161,991	5.52%	87,169	-	0.00%
XL INS AMER INC	107,853	3.67%	82,485	1,089	1.32%
VIGILANT INS CO	107,753	3.67%	102,972	(1)	0.00%
INSURANCE CO OF THE WEST	102,560	3.49%	100,203	-	0.00%
USAA CAS INS CO	90,352	3.08%	86,658	1,004	1.16%

2016 Business

Medicare Title XVIII Exempt from State Taxes and Fees					
Company Name	Direct Premiums Written	Market Share	Direct Premiums Earned	Direct Losses Incurred	Loss Ratio
AMERICAN AUTOMOBILE INS CO	-	0.00%	-	(274)	0.00%
TOTALS	-	-	-	(274)	-

All Other Accident and Health					
Company Name	Direct Premiums Written	Market Share	Direct Premiums Earned	Direct Losses Incurred	Loss Ratio
PARTNERRE AMER INS CO	706,615	58.41%	706,615	1,095,824	155.08%
IRONSHORE IND INC	261,615	21.63%	246,394	92,340	37.48%
AMERICAN ALT INS CORP	115,475	9.55%	115,475	98,011	84.88%
STATE FARM MUT AUTO INS CO	81,456	6.73%	84,944	93,226	109.75%
MARKEL INS CO	29,132	2.41%	30,160	4,187	13.88%
CENTRAL STATES IND CO OF OMAHA	12,532	1.04%	12,658	-	0.00%
EVEREST REINS CO	2,940	0.24%	2,940	540	18.37%
TOTALS	1,209,765	100.00%	1,199,186	1,384,128	115.42%

Federal Employee Health Benefit Program Premium					
Company Name					
None					

Workers' Compensation					
Company Name	Direct Premiums Written	Market Share	Direct Premiums Earned	Direct Losses Incurred	Loss Ratio
IDAHO STATE INS FUND	238,754,602	61.09%	240,199,123	169,490,753	70.56%
ZURICH AMER INS CO	10,774,058	2.76%	10,675,180	4,898,756	45.89%
ASSOCIATED LOGGERS EXCH	10,635,413	2.72%	10,442,074	6,624,479	63.44%
ALASKA NATL INS CO	10,389,588	2.66%	12,341,222	6,921,462	56.08%
TRAVELERS PROP CAS CO OF AMER	8,570,881	2.19%	7,867,216	7,809,121	99.26%
ADVANTAGE WORKERS COMP INS CO	6,764,823	1.73%	6,137,241	4,722,314	76.95%

2016 Business**Group Accident and Health (continued)**

SENTRY INS A MUT CO	28,195	0.22%	8,933	77,331	865.68%
CENTRAL STATES IND CO OF OMAHA	23,949.0	0.19%	23,984	2,811	11.72%
NATIONAL CAS CO	11,477.0	0.09%	10,762	2,467	22.92%
STARR IND & LIAB CO	5,301.0	0.04%	4,556	(605)	-13.28%
ALL OTHERS (17)	9,543.0	0.07%	14,939	115,810	775.22%
TOTALS	12,814,117.0	100.00%	12,088,946	7,490,220	61.96%

Credit Accident and Health (Group & Individual)

Company Name	Direct Premiums Written	Market Share	Direct Premiums Earned	Direct Losses Incurred	Loss Ratio
CENTRAL STATES IND CO OF OMAHA	65,864	65.79%	65,864	7,941	12.06%
AMERICAN BANKERS INS CO OF FL	27,385	27.35%	27,385	6,094	22.25%
TRANSAMERICA CAS INS CO	4,518	4.51%	4,518	-	0.00%
AMERICAN SECURITY INS CO	3,955	3.95%	3,955	(11)	-0.28%
STATE FARM MUT AUTO INS CO	(1,608)	-1.61%	17,803	(508)	-2.85%
TOTALS	100,114	100.00%	119,525	13,516	11.31%

Collectively Renewable Accident & Health

Company Name	Direct Premiums Written	Market Share	Direct Premiums Earned	Direct Losses Incurred	Loss Ratio
NATIONAL CAS CO	-	0.00%	57	-	0.00%
TOTALS	-	-	57	-	0.00%

Non-Cancelable Accident and Health

Company Name	Direct Premiums Written	Market Share	Direct Premiums Earned	Direct Losses Incurred	Loss Ratio
TRAVELERS IND CO	-	0.00%	11,236	-	0.00%
TOTALS	-	-	11,236	-	0.00%

2016 Business**Guaranteed Renewable Accident and Health**

Company Name	Direct Premiums Written	Market Share	Direct Premiums Earned	Direct Losses Incurred	Loss Ratio
STATE FARM MUT AUTO INS CO	4,806,866	77.66%	3,274,511	4,199,773	128.26%
CONTINENTAL CAS CO	868,027	14.02%	56,355	3,477,431	6170.58%
CENTRAL STATES IND CO OF OMAHA	503,005	8.13%	502,518	314,929	62.67%
AMERICAN FAMILY MUT INS CO	6,894	0.11%	6,384	2,194	34.37%
INDEPENDENCE AMER INS CO	2,177	0.04%	2,177	(533)	-24.48%
GENESIS INS CO	1,534	0.02%	4,295	-	0.00%
AMERICAN STATES INS CO	874	0.01%	2,267	76,225	3362.37%
NATIONAL UNION FIRE INS CO OF PITTS	-	0.00%	-	(5)	0.00%
TOTALS	6,189,377	100.00%	3,848,507	8,070,014	209.69%

Non-Renewable for Stated Reasons Only

Company Name	Direct Premiums Written	Market Share	Direct Premiums Earned	Direct Losses Incurred	Loss Ratio
STATE FARM MUT AUTO INS CO	268,600	100.00%	275,469	81,519	29.59%
TOTALS	268,600	100.00%	275,469	81,519	29.59%

Other Accident Only

Company Name	Direct Premiums Written	Market Share	Direct Premiums Earned	Direct Losses Incurred	Loss Ratio
FEDERAL INS CO	63,024	95.12%	62,580	(606)	-0.97%
AMERICAN HOME ASSUR CO	3,163	4.77%	2,811	182	6.47%
NATIONAL CAS CO	67	0.10%	74	-	0.00%
OLD REPUBLIC INS CO	-	0.00%	-	(195)	0.00%
TOTALS	66,254	100.00%	65,465	(619)	-0.95%

2016 Business

Medicare Title XVIII Exempt from State Taxes and Fees					
Company Name	Direct Premiums Written	Market Share	Direct Premiums Earned	Direct Losses Incurred	Loss Ratio
AMERICAN AUTOMOBILE INS CO	-	0.00%	-	(274)	0.00%
TOTALS	-	-	-	(274)	

All Other Accident and Health					
Company Name	Direct Premiums Written	Market Share	Direct Premiums Earned	Direct Losses Incurred	Loss Ratio
PARTNERRE AMER INS CO	706,615	58.41%	706,615	1,095,824	155.08%
IRONSHORE IND INC	261,615	21.63%	246,394	92,340	37.48%
AMERICAN ALT INS CORP	115,475	9.55%	115,475	98,011	84.88%
STATE FARM MUT AUTO INS CO	81,456	6.73%	84,944	93,226	109.75%
MARKEL INS CO	29,132	2.41%	30,160	4,187	13.88%
CENTRAL STATES IND CO OF OMAHA	12,532	1.04%	12,658	-	0.00%
EVEREST REINS CO	2,940	0.24%	2,940	540	18.37%
TOTALS	1,209,765	100.00%	1,199,186	1,384,128	115.42%

Federal Employee Health Benefit Program Premium					
Company Name					
None					

Workers' Compensation					
Company Name	Direct Premiums Written	Market Share	Direct Premiums Earned	Direct Losses Incurred	Loss Ratio
IDAHO STATE INS FUND	238,754,602	61.09%	240,199,123	169,490,753	70.56%
ZURICH AMER INS CO	10,774,058	2.76%	10,675,180	4,898,756	45.89%
ASSOCIATED LOGGERS EXCH	10,635,413	2.72%	10,442,074	6,624,479	63.44%
ALASKA NATL INS CO	10,389,588	2.66%	12,341,222	6,921,462	56.08%
TRAVELERS PROP CAS CO OF AMER	8,570,881	2.19%	7,867,216	7,809,121	99.26%
ADVANTAGE WORKERS COMP INS CO	6,764,823	1.73%	6,137,241	4,722,314	76.95%

2016 Business Workers' Compensation (continued)

LIBERTY NORTHWEST INS CORP	6,240,017	1.60%	6,403,330	5,940,562	92.77%
TRUCK INS EXCH	4,139,523	1.06%	3,910,083	2,002,683	51.22%
MILWAUKEE CAS INS CO	3,351,208	0.86%	3,642,073	1,511,576	41.50%
TWIN CITY FIRE INS CO CO	3,146,997	0.81%	3,159,439	2,124,282	67.24%
FEDERATED MUT INS CO	2,929,201	0.75%	2,901,529	1,341,696	46.24%
INSURANCE CO OF THE STATE OF PA	2,858,012	0.73%	4,891,719	1,966,619	40.20%
WORKERS COMP EXCH	2,629,401	0.67%	2,420,997	1,747,359	72.18%
AUTO OWNERS INS CO	2,505,959	0.64%	2,552,105	729,482	28.58%
GREAT WEST CAS CO	2,360,862	0.60%	2,339,600	1,164,412	49.77%
AMTRUST INS CO OF KS INC	2,327,350	0.60%	1,879,699	751,609	39.99%
AMERICAN ZURICH INS CO	2,261,653	0.58%	2,004,170	803,235	40.08%
EMPLOYERS INS OF WAUSAU	2,197,178	0.56%	722,080	2,476,438	342.96%
RIVERPORT INS CO	2,180,750	0.56%	2,187,348	3,341,007	152.74%
ALL OTHERS (248)	63,518,120	16.25%	60,652,500	25,299,551	41.71%
TOTALS	390,827,366	100.00%	389,510,848	252,540,564	64.84%

Other Liability—Occurrence

Company Name	Direct Premiums Written	Market Share	Direct Premiums Earned	Direct Losses Incurred	Loss Ratio
NATIONAL UNION FIRE INS CO OF PITTS	5,963,025	5.31%	4,350,678	3,892,460	89.47%
CINCINNATI INS CO	5,306,950	4.73%	4,906,873	902,001	18.38%
AMERICAN BANKERS INS CO OF FL	5,075,815	4.52%	4,644,633	2,553,599	54.98%
FARM BUREAU MUT INS CO OF ID	4,144,069	3.69%	3,949,908	292,953	7.42%
CUMIS INS SOCIETY INC	4,142,894	3.69%	3,729,858	2,112,764	56.64%
ACE PROP & CAS INS CO	3,364,335	3.00%	2,286,747	670,502	29.32%
STATE FARM FIRE & CAS CO	3,336,134	2.97%	3,289,463	2,416,025	73.45%
ZURICH AMER INS CO	3,323,692	2.96%	3,103,139	1,740,230	56.08%
TRAVELERS PROP CAS CO OF AMER	2,704,023	2.41%	2,275,725	105,711	4.65%
SAFECO INS CO OF AMER	2,333,307	2.08%	2,205,917	1,586,674	71.93%
FINANCIAL AMER PROP & CAS INS CO	2,272,881	2.03%	559,976	237,532	42.42%
EMPLOYERS MUT CAS CO	2,223,165	1.98%	2,094,224	387,394	18.50%
CATERPILLAR INS CO	1,901,968	1.69%	1,475,943	982,585	66.57%

2016 Business
Other Liability—Occurrence (continued)

NEW HAMPSHIRE INS CO	1,776,766	1.58%	1,337,819	1,218,641	91.09%
OWNERS INS CO	1,734,921	1.55%	1,627,027	83,241	5.12%
OHIO CAS INS CO	1,591,407	1.42%	1,526,907	405,949	26.59%
FARMERS INS EXCH	1,449,542	1.29%	1,375,471	262,262	19.07%
PHILADELPHIA IND INS CO	1,432,954	1.28%	1,370,347	1,622,514	118.40%
VIRGINIA SURETY CO INC	1,429,471	1.27%	1,000,999	409,655	40.92%
ALL OTHERS (350)	55,220,718	49.21%	53,699,545	22,090,989	41.14%
TOTALS	112,214,950	100.00%	102,178,769	44,310,295	43.37%

Other Liability—Claims Made

Company Name	Direct Premiums Written	Market Share	Direct Premiums Earned	Direct Losses Incurred	Loss Ratio
NATIONAL UNION FIRE INS CO OF PITTS	3,322,633	8.24%	3,560,225	1,038,001	167.52%
TRAVELERS CAS & SURETY CO OF AMER	3,212,971	7.96%	3,095,640	2,713,972	93.51%
XL SPECIALTY INS CO	2,645,420	6.56%	2,506,245	346,989	2.37%
CALIFORNIA INS CO	2,362,748	5.86%	2,325,048	212,761	-0.46%
CONTINENTAL CAS CO	2,142,698	5.31%	2,177,567	1,435,357	31.46%
FEDERAL INS CO	1,558,047	3.86%	1,900,403	(186,895)	61.74%
PHILADELPHIA IND INS CO	1,422,544	3.53%	1,343,017	475,878	3.96%
ZURICH AMER INS CO	1,108,690	2.75%	824,451	87,366	59.31%
BERKLEY INS CO	1,056,158	2.62%	1,005,645	25,461	2.65%
GREAT AMER INS CO	943,592	2.34%	1,354,991	224,002	-237.43%
CINCINNATI INS CO	916,836	2.27%	834,370	299,071	14.94%
ACE AMER INS CO	904,993	2.24%	921,810	179,379	19.46%
UNITED STATES LIAB INS CO	803,555	1.99%	804,134	(99,439)	31.51%
SCOTTSDALE IND CO	725,252	1.80%	679,566	14,691	5.92%
OLD REPUBLIC INS CO	682,569	1.69%	693,568	(5,542)	-284.27%
BEAZLEY INS CO INC	617,159	1.53%	608,965	334,493	12.15%
NATIONAL LIAB & FIRE INS CO	546,337	1.35%	575,854	319,537	17.97%
ATLANTIC SPECIALTY INS CO	524,675	1.30%	457,791	740,817	60.19%
GREENWICH INS CO	517,659	1.28%	407,584	50,953	29.45%
ALL OTHERS (171)	11,792,475	29.23%	11,571,458	3,853,883	33.31%
TOTALS	40,342,055	100.00%	40,167,666	12,964,411	32.28%

2016 Business Excess Workers' Compensation

Company Name	Direct Premiums Written	Market Share	Direct Premiums Earned	Direct Losses Incurred	Loss Ratio
ZURICH AMER INS CO	10,270,811	88.46%	9,584,142	6,292,448	65.65%
SAFETY NATL CAS CORP	1,026,119	8.84%	1,034,170	(174,153)	-16.84%
STATE NATL INS CO INC	187,974	1.62%	181,175	(277,000)	-152.89%
ACE AMER INS CO	161,711	1.39%	252,429	117,128	46.40%
ARCH INS CO	7	0.00%	15,563	13,087	84.09%
GREAT NORTHERN INS CO	-	0.00%	-	(137)	0.00%
CONTINENTAL CAS CO	-	0.00%	-	(5,677,752)	0.00%
FEDERAL INS CO	-	0.00%	-	(461)	0.00%
GENERAL REINS CORP	-	0.00%	-	(415,351)	0.00%
EMPLOYERS INS OF WAUSAU	-	0.00%	-	(910)	0.00%
NATIONAL UNION FIRE INS CO OF PITTS	-	0.00%	2,800	(23,048)	-823.14%
ST PAUL PROTECTIVE INS CO	-	0.00%	-	46	0.00%
TRAVELERS CAS & SURETY CO	-	0.00%	-	(353)	0.00%
ST PAUL FIRE & MARINE INS CO	-	0.00%	-	509	0.00%
WESTPORT INS CORP	-	0.00%	-	(31,259)	0.00%
LIBERTY INS CORP	-	0.00%	-	979,099	0.00%
DISCOVER PROP & CAS INS CO	-	0.00%	-	(21,730)	0.00%
FIDELITY & GUAR INS CO	-	0.00%	-	8	0.00%
CONTINENTAL INS CO	-	0.00%	-	(213,179)	0.00%
ST PAUL MERCURY INS CO	-	0.00%	-	61	0.00%
REPWEST INS CO	0	0.00%	-	3,863	0.00%
UNITED STATES FIDELITY & GUAR CO	0	0.00%	-	(107,717)	0.00%
FIDELITY & GUAR INS UNDERWRITERS INC	0	0.00%	-	(11,743)	0.00%
TIG INS CO	0	0.00%	-	(815,316)	0.00%
LM INS CORP	0	0.00%	-	(145,556)	0.00%
ALL OTHERS (3)	-35985	-0.31%	(24,814)	(165,282)	666.08%
TOTALS	11610637	100.00%	11,045,465	(674,698)	-6.11%

2016 Business Products Liability

Company Name	Direct Premiums Written	Market Share	Direct Premiums Earned	Direct Losses Incurred	Loss Ratio
CINCINNATI INS CO	956,151	11.30%	985,820	214,053	21.71%
HDI GLOBAL INS CO	719,991	8.51%	278,494	(602,979)	-216.51%
FARMLAND MUT INS CO	654,164	7.73%	575,659	242,907	42.20%
UNITED FIRE & CAS CO	559,487	6.61%	596,439	184,256	30.89%
ZURICH AMER INS CO	333,683	3.94%	532,024	121,212	22.78%
TRAVELERS PROP CAS CO OF AMER	268,448	3.17%	217,446	32,124	14.77%
OLD REPUBLIC INS CO	261,301	3.09%	268,595	14,771	5.50%
FEDERATED MUT INS CO	238,773	2.82%	221,520	29,356	13.25%
CINCINNATI CAS CO	236,876	2.80%	222,758	40,632	18.24%
FEDERAL INS CO	230,798	2.73%	258,991	(6,393)	-2.47%
NATIONWIDE AGRIBUSINESS INS CO	224,996	2.66%	217,211	(18,429)	-8.48%
CONTINENTAL CAS CO	193,396	2.29%	182,832	(156,026)	-85.34%
SENTRY INS A MUT CO	183,736	2.17%	190,081	(279,914)	-147.26%
NORTH AMER ELITE INS CO	183,428	2.17%	163,765	41,321	25.23%
EMPLOYERS MUT CAS CO	169,702	2.01%	179,802	(14)	-0.01%
MID CONTINENT CAS CO	164,603	1.95%	148,904	24,385	16.38%
WESTERN NATL ASSUR CO	162,512	1.92%	135,511	24,393	18.00%
GRANITE STATE INS CO	140,678	1.66%	90,018	94,048	104.48%
ALLIANZ GLOBAL RISKS US INS CO	140,026	1.66%	104,091	92,416	88.78%
EMCASCO INS CO	124,853	1.48%	66,998	41,987	62.67%
ALL OTHERS (163)	2,311,586	27.33%	2,462,556	3,682,262	149.53%
TOTALS	8,459,188	100.00%	8,099,515	3,816,368	47.12%

2016 Business**Private Passenger Auto No-Fault (Personal Injury Protection)**

Company Name	Direct Premiums Written	Market Share	Direct Premiums Earned	Direct Losses Incurred	Loss Ratio
ENUMCLAW PROP & CAS INS CO	405,235	51.73%	418,226	204,339	48.86%
MUTUAL OF ENUMCLAW INS CO	355182	45.34%	376,573	282,453	75.01%
CASUALTY UNDERWRITERS INS CO	22997	2.94%	22,296	7,421	33.28%
UNITED SERV AUTOMOBILE ASSN	-	0.00%	-	8,979	0.00%
SUBLIMITY INS CO	-	0.00%	-	1,313	0.00%
USAA CAS INS CO	-	0.00%	-	3,000	0.00%
ATLANTIC SPECIALTY INS CO	-	0.00%	-	(2)	0.00%
LM INS CORP	-	0.00%	-	571	0.00%
UNIGARD INS CO	-	0.00%	-	3,568	0.00%
PROGRESSIVE NORTHWESTERN INS CO	-	0.00%	-	44,222	0.00%
STATE FARM FIRE & CAS CO	-	0.00%	-	15,559	0.00%
PROPERTY & CAS INS CO OF HARTFORD	-	0.00%	-	-	0.00%
LIBERTY MUT INS CO	-	0.00%	-	-	0.00%
LIBERTY MUT FIRE INS CO	-	0.00%	-	1,245	0.00%
USAA GEN IND CO	-	0.00%	-	2,098	0.00%
LM GEN INS CO	-	0.00%	-	2,800	0.00%
HARTFORD INS CO OF THE MIDWEST	-	0.00%	-	68	0.00%
GEICO CAS CO	0	0.00%	-	(2)	0.00%
FARMERS ALLIANCE MUT INS CO	0	0.00%	-	(21,273)	0.00%
GEICO GEN INS CO	0	0.00%	-	376	0.00%
GOVERNMENT EMPLOYEES INS CO	0	0.00%	-	(14)	0.00%
GEICO CHOICE INS CO	0	0.00%	-	6,159	0.00%
GEICO IND CO	0	0.00%	-	9,720	0.00%
PROGRESSIVE DIRECT INS CO	0	0.00%	-	44,098	0.00%
GARRISON PROP & CAS INS CO	0	0.00%	-	-	0.00%
STATE FARM MUT AUTO INS CO	0	0.00%	-	22,415	0.00%
GEICO ADVANTAGE INS CO	0	0.00%	-	3,600	0.00%
ALL OTHERS (1)	-63	-0.01%	(63)	-	0.00%
TOTALS	783351	100.00%	817,032	642,713	78.66%

2016 Business
Other Private Passenger Auto Liability

Company Name	Direct Premiums Written	Market Share	Direct Premiums Earned	Direct Losses Incurred	Loss Ratio
STATE FARM MUT AUTO INS CO	63,974,035	12.79%	62,040,005	41,325,799	66.61%
FARM BUREAU MUT INS CO OF ID	51,776,056	10.35%	49,117,316	32,575,481	66.32%
FARMERS INS CO OF ID	41,791,962	8.36%	41,437,666	25,718,825	62.07%
SAFECO INS CO OF IL	35,714,110	7.14%	34,011,594	19,696,504	57.91%
ALLSTATE FIRE & CAS INS CO	28,913,145	5.78%	28,213,531	19,187,379	68.01%
PROGRESSIVE NORTHWESTERN INS CO	27,954,159	5.59%	27,551,950	15,726,024	57.08%
PROGRESSIVE DIRECT INS CO	21,110,178	4.22%	20,047,982	11,478,805	57.26%
VIKING INS CO OF WI	14,032,613	2.81%	13,838,921	7,733,951	55.89%
GEICO ADVANTAGE INS CO	13,555,875	2.71%	12,368,949	9,833,249	79.50%
GEICO GEN INS CO	11,726,077	2.34%	11,870,922	8,042,644	67.75%
GEICO CHOICE INS CO	11,714,808	2.34%	10,977,008	8,009,538	72.97%
AMERICAN FAMILY MUT INS CO	10,198,624	2.04%	10,724,009	7,399,476	69.00%
STATE FARM FIRE & CAS CO	9,304,659	1.86%	8,828,128	7,876,036	89.22%
LM GEN INS CO	8,453,742	1.69%	7,104,616	5,846,174	82.29%
UNITED SERV AUTOMOBILE ASSN	8,169,756	1.63%	7,987,520	5,678,417	71.09%
USAA CAS INS CO	7,422,845	1.48%	7,188,650	5,557,046	77.30%
STANDARD FIRE INS CO	6,747,067	1.35%	5,549,324	4,469,571	80.54%
GEICO SECURE INS CO	6,632,419	1.33%	6,440,385	4,396,031	68.26%
AUTO OWNERS INS CO	6,302,391	1.26%	5,924,941	4,608,125	77.78%
GEICO IND CO	6,161,154	1.23%	6,324,059	3,967,880	62.74%
ALL OTHERS (149)	108,547,339	21.70%	105,378,854	75,714,032	71.85%
TOTALS	500,203,014	100.00%	482,926,330	324,840,987	67.27%

2016 Business
Commercial Auto No-Fault (Personal Injury Protection)

Company Name	Direct Premiums Written	Market Share	Direct Premiums Earned	Direct Losses Incurred	Loss Ratio
MUTUAL OF ENUMCLAW INS CO	202,707	99.78%	204,870	35,583	17.37%
VANLINER INS CO	320	0.16%	317	-	0.00%
PHILADELPHIA IND INS CO	134	0.07%	6	1	16.67%
HDI GLOBAL INS CO	10	0.00%	10	6	60.00%
AMERICAN ALT INS CORP	-	0.00%	48	(5)	-10.42%
ASPEN AMER INS CO	-	0.00%	-	4	0.00%
ATLANTIC SPECIALTY INS CO	-	0.00%	-	2	0.00%
AXIS INS CO	-	0.00%	-	(45)	0.00%
COREPOINTE INS CO	-	0.00%	-	-	0.00%
HISCOX INS CO INC	-	0.00%	-	(19)	0.00%
HUDSON INS CO	-	0.00%	-	(36)	0.00%
IMPERIUM INS CO	-	0.00%	-	-	0.00%
MID CENTURY INS CO	-	0.00%	-	(17)	0.00%
NATIONAL UNION FIRE INS CO OF PITTS	-	0.00%	-	2	0.00%
NEW YORK MARINE & GEN INS CO	-	0.00%	-	47	0.00%
NORTH RIVER INS CO	-	0.00%	-	9	0.00%
NORTHLAND INS CO	-	0.00%	-	(1)	0.00%
PRAETORIAN INS CO	-	0.00%	1,079	-	0.00%
SENTRY SELECT INS CO	-	0.00%	-	1	0.00%
STARR IND & LIAB CO	-	0.00%	17	38	223.53%
TOKIO MARINE AMER INS CO	-	0.00%	(1)	-	0.00%
UNITED FINANCIAL CAS CO	-	0.00%	-	16,529	0.00%
UNITED STATES FIRE INS CO	-	0.00%	-	1,075	0.00%
ALL OTHERS (1)	(9)	0.00%	(9)	-	0.00%
TOTALS	203,162	100.00%	206,337	53,174	25.77%

2016 Business Other Commercial Auto Liability

Company Name	Direct Premiums Written	Market Share	Direct Premiums Earned	Direct Losses Incurred	Loss Ratio
UNITED FINANCIAL CAS CO	9,948,460	9.27%	9,183,655	5,560,513	60.55%
GREAT WEST CAS CO	8,940,063	8.33%	8,693,529	4,591,859	52.82%
WESTERN COMM INS CO	5,003,109	4.66%	4,771,507	3,218,898	67.46%
CINNINNATI INS CO	4,294,416	4.00%	4,168,781	1,886,825	45.26%
MUTUAL OF ENUMCLAW INS CO	3,137,615	2.92%	3,140,857	1,230,515	39.18%
CONTINENTAL WESTERN INS CO	2,955,965	2.76%	3,324,127	2,357,841	70.93%
OHIO SECURITY INS CO	2,891,172	2.69%	2,614,611	690,678	26.42%
ZURICH AMER INS CO	2,846,306	2.65%	2,738,760	329,415	12.03%
NATIONAL INTERSTATE INS CO	2,557,500	2.38%	2,243,299	896,501	39.96%
AUTO OWNERS INS CO	2,499,546	2.33%	2,222,443	1,327,169	59.72%
NORTLAND INS CO	2,234,366	2.08%	2,324,049	1,080,945	46.51%
OWNERS INS CO	2,077,719	1.94%	1,836,918	1,216,428	66.22%
OREGON MUT INS CO	1,878,479	1.75%	1,862,666	1,627,382	87.37%
EMPLOYERS MUT CAS CO	1,878,365	1.75%	1,755,733	1,892,943	107.81%
ACUTY A MUT INS CO	1,679,063	1.56%	1,651,124	265,004	16.05%
PHILADELPHIA IND INS CO	1,539,022	1.43%	1,433,977	45,836	3.20%
NATIONWIDE AGRIBUSINESS INS CO	1,403,163	1.31%	1,325,500	1,024,280	77.27%
SENTRY SELECT INS CO	1,403,120	1.31%	1,324,032	794,732	60.02%
NATIONAL IND CO	1,287,890	1.20%	1,534,350	1,036,127	67.53%
NATIONAL CAS CO	1,251,648	1.17%	1,512,671	582,778	38.53%
ALL OTHERS (262)	45,585,792	42.49%	45,075,613	14,953,498	33.17%
TOTALS	107,292,779	100.00%	104,738,202	46,610,167	44.50%

Private Passenger Auto Physical Damage

Company Name	Direct Premiums Written	Market Share	Direct Premiums Earned	Direct Losses Incurred	Loss Ratio
STATE FARM MUT AUTO INS CO	51,545,896	14.21%	49,416,399	33,527,638	67.85%
FARM BUREAU MUT INS CO OF ID	41,232,961	11.37%	38,628,288	28,886,877	74.78%
FARMERS INS CO OF ID	27,987,016	7.72%	27,666,134	17,864,011	64.57%
SAFECO INS CO OF IL	27,714,159	7.64%	26,432,724	15,893,418	60.13%

**2016 Business
Private Passenger Auto Physical Damage (continued)**

ALLSTATE FIRE & CAS INS CO	24,838,587	6.85%	24,632,297	12,899,886	52.37%
PROGRESSIVE NORTHWESTERN INS CO	15,619,545	4.31%	15,310,686	9,536,895	62.29%
PROGRESSIVE DIRECT INS CO	10,747,706	2.96%	9,963,096	7,209,467	72.36%
GEICO ADVANTAGE INS CO	8,237,858	2.27%	7,571,918	7,323,032	96.71%
GEICO GEN INS CO	8,194,365	2.26%	8,302,536	5,087,791	61.28%
UNITED SERV AUTOMOBILE ASSN	7,556,721	2.08%	7,385,525	5,995,182	81.17%
LM GEN INS CO	7,291,822	2.01%	6,199,778	4,090,433	65.98%
AMERICAN FAMILY MUT INS CO	6,731,389	1.86%	7,114,209	4,545,725	63.90%
GEICO CHOICE INS CO	6,586,764	1.82%	6,246,914	5,970,623	95.58%
USAA CAS INS CO	6,245,205	1.72%	6,020,948	4,933,465	81.94%
STATE FARM FIRE & CAS CO	5,788,767	1.60%	5,442,255	4,609,454	84.70%
USAA GEN IND CO	4,769,079	1.32%	4,539,740	3,195,237	70.38%
GEICO IND CO	4,592,420	1.27%	4,582,440	2,842,281	62.03%
METROPOLITAN PROP & CAS INS CO	4,576,482	1.26%	4,489,584	2,817,155	62.75%
STANDARD FIRE INS CO	4,314,413	1.19%	3,521,611	3,285,646	93.30%
ALLSTATE INS CO	4,181,827	1.15%	4,269,008	1,249,671	29.27%
ALL OTHERS (143)	83,896,329	23.13%	80,983,429	49,712,749	61.39%
TOTALS	362,649,311	100.00%	348,719,519	231,476,636	66.38%

Aircraft

Company Name	Direct Premiums Written	Market Share	Direct Premiums Earned	Direct Losses Incurred	Loss Ratio
NATIONAL UNION FIRE INS CO OF PITTS	2,679,540	23.51%	2,568,576	1,003,474	39.07%
STARR IND & LIAB CO	2,352,666	20.64%	1,871,837	1,014,818	54.22%
ENDURANCE AMER INS CO	928,905	8.15%	433,276	113,621	26.22%
STARNET INS CO	799,379	7.01%	937,756	(32,089)	-3.42%
OLD REPUBLIC INS CO	794,222	6.97%	799,890	(10,059)	-1.26%
US SPECIALTY INS CO	589,387	5.17%	548,724	289,338	52.73%
QBE INS CORP	495,409	4.35%	472,339	435,391	92.18%
XL SPECIALTY INS CO	425,054	3.73%	615,826	1,070,202	173.78%
ALLIANZ GLOBAL RISKS US INS CO	402,301	3.53%	452,823	(231,585)	-51.14%
AVEMCO INS CO	261,243	2.29%	267,292	153,049	57.26%

**2016 Business
Aircraft (continued)**

Aircraft (continued)					
HALLMARK INS CO	246,850	2.17%	234,058	108,764	46.47%
NORTH AMER ELITE INS CO	197,372	1.73%	136,317	(30,522)	-22.39%
FEDERAL INS CO	164,076	1.44%	200,632	(272,339)	-135.74%
AMERICAN ALT INS CORP	143,084	1.26%	143,084	(35,105)	-24.53%
GREAT AMER INS CO	134,798	1.18%	112,042	35,904	32.05%
STATE NATL INS CO INC	114,918	1.01%	100,613	-	0.00%
STARSTONE NATL INS CO	114,706	1.01%	121,090	184,837	152.64%
ACE AMER INS CO	111,878	0.98%	111,878	483	0.43%
LIBERTY MUT INS CO	107,547	0.94%	93,421	36,085	38.63%
NATIONAL IND CO	89,264	0.78%	87,273	12,030	13.78%
ALL OTHERS (32)	247,116	2.17%	593,575	(305,530)	-51.47%
TOTALS	11,399,715	100.00%	10,902,322	3,540,767	32.48%

Fidelity

Company Name	Direct Premiums Written	Market Share	Direct Premiums Earned	Direct Losses Incurred	Loss Ratio
TRAVELERS CAS & SURETY CO OF AMER	499,713	16.19%	472,257	423,928	89.77%
CUMIS INS SOCIETY INC	373,541	12.10%	411,145	261,690	63.65%
FEDERAL INS CO	266,770	8.64%	276,214	994,470	360.04%
WESTERN SURETY CO	219,592	7.11%	192,019	(10,042)	-5.23%
EVEREST REINS CO	170,000	5.51%	120,032	(28,427)	-23.68%
NATIONAL UNION FIRE INS CO OF PITTS	152,392	4.94%	96,812	(21,547)	-22.26%
SOUTHWEST MARINE & GEN INS CO	129,320	4.19%	70,331	23,146	32.91%
GREAT AMER INS CO	114,830	3.72%	95,039	(4,961)	-5.22%
BERKLEY REGIONAL INS CO	114,195	3.70%	118,230	22,359	18.91%
CINCINNATI INS CO	93,146	3.02%	56,426	11,488	20.36%
EVEREST NATL INS CO	82,734	2.68%	67,580	6,520	9.65%
ZURICH AMER INS CO	69,932	2.27%	127,050	(3,399)	-2.68%
FEDERATED MUT INS CO	66,127	2.14%	71,108	27,998	39.37%
ACE AMER INS CO	62,658	2.03%	44,083	19,516	44.27%
STARNET INS CO	61,640	2.00%	15,480	3,384	21.86%
EMPLOYERS MUT CAS CO	58,369	1.89%	50,605	1,184	2.34%

2016 Business**Fidelity (continued)**

HARTFORD FIRE IN CO	54,063	1.75%	56,990	19,744	34.64%
FARMLAND MUT INS CO	36,167	1.17%	29,474	5,700	19.34%
STARR IND & LIAB CO	34,525	1.12%	28,944	13,502	46.65%
ALLIED WORLD SPECIALTY INS CO	29,527	0.96%	37,891	8,265	21.81%
ALL OTHERS (89)	397,589	12.88%	438,598	(100,753)	-22.97%
TOTALS	3,086,830	100.00%	2,876,308	1,673,765	58.19%

Surety

Company Name	Direct Premiums Written	Market Share	Direct Premiums Earned	Direct Losses Incurred	Loss Ratio
LIBERTY MUT INS CO	2,821,410	14.17%	3,082,163	289,950	9.41%
TRAVELERS CAS & SURETY CO OF AMER	2,200,986	11.05%	2,473,750	(248,814)	-10.06%
FIDELITY & DEPOSIT CO OF MD	1,861,592	9.35%	1,660,126	244,846	14.75%
ARCH INS CO	1,714,085	8.61%	1,416,776	343,074	24.22%
WESTERN SURETY CO	1,345,936	6.76%	1,479,748	71,982	4.86%
NORTH AMER SPECIALTY INS CO	994,942	5.00%	1,114,160	(252,021)	-22.62%
GREAT AMER INS CO	649,432	3.26%	636,879	73,200	11.49%
DEVELOPERS SURETY & IND CO	593,610	2.98%	679,775	(25,240)	-3.71%
BERKLEY INS CO	506,366	2.54%	495,510	44,545	8.99%
OHIO CAS INS CO	413,111	2.07%	382,079	608,437	159.24%
AMERICAN CONTRACTORS IND CO	386,165	1.94%	435,509	(32,144)	-7.38%
HARTFORD FIRE IN CO	377,775	1.90%	548,135	47,200	8.61%
LEXON INS CO	365,018	1.83%	358,164	-	0.00%
CINCINNATI INS CO	320,547	1.61%	357,051	(31,610)	-8.85%
NATIONWIDE MUT INS CO	313,821	1.58%	307,129	(6,201)	-2.02%
OLD REPUBLIC SURETY CO	288,383	1.45%	301,033	(108,832)	-36.15%
SAFECO INS CO OF AMER	286,657	1.44%	296,779	23,398	7.88%
WESTCHESTER FIRE INS CO	278,953	1.40%	402,015	(121,334)	-30.18%
GUARANTEE CO OF N AMER USA	248,383	1.25%	199,762	9,240	4.63%
MERCHANTS BONDING CO A MUT	235,917	1.18%	250,032	(2,246)	-0.90%
ALL OTHERS (118)	3,714,053	18.65%	4,022,080	(144,380)	-3.59%
TOTALS	19,917,142	100.00%	20,898,655	783,050	3.75%

2016 Business Burglary and Theft

Company Name	Direct Premiums Written	Market Share	Direct Premiums Earned	Direct Losses Incurred	Loss Ratio
TRAVELERS CAS & SURETY CO OF AMER	171,763	27.07%	158,636	21,381	13.48%
NATIONAL UNION FIRE INS CO OF PITTS	84,899	13.38%	37,593	-	0.00%
ZURICH AMER INS CO	47,517	7.49%	40,548	(131)	-0.32%
CINCINNATI INS CO	39,093	6.16%	27,497	-	0.00%
HISCOX INS CO INC	37,121	5.85%	32,267	(595)	-1.84%
FEDERAL INS CO	35,274	5.56%	40,824	2,012	4.93%
NATIONWIDE MUT INS CO	25,321	3.99%	28,065	(143)	-0.51%
WESTERN COMM INS CO	23,384	3.69%	23,998	59,889	249.56%
HANOVER INS CO	20,453	3.22%	18,138	(5,948)	-32.79%
EMPLOYERS MUT CAS CO	11,512	1.81%	9,290	(340)	-3.66%
BERKLEY REGIONAL INS CO	11,152	1.76%	10,410	1,055	10.13%
FEDERATED MUT INS CO	9,589	1.51%	9,644	(30)	-0.31%
ACE AMER INS CO	9,126	1.44%	1,540	733	47.60%
HARCO NATL INS CO	7,997	1.26%	6,178	3,483	56.38%
UNIVERSAL UNDERWRITERS INS CO	7,140	1.13%	8,510	(492)	-5.78%
PENN MILLERS INS CO	6,730	1.06%	4,877	1,626	33.34%
GREAT AMER INS CO	6,711	1.06%	6,910	(110)	-1.59%
HARTFORD FIRE IN CO	5,755	0.91%	11,437	6,659	58.22%
WESTERN NATL ASSUR CO	5,583	0.88%	4,736	3,010	63.56%
PHILADELPHIA IND INS CO	5,537	0.87%	4,292	7	0.16%
ALL OTHERS (69)	62,912	9.91%	101,167	(28,219)	-27.89%
TOTALS	634,569	100.00%	586,557	63,847	10.89%

Boiler and Machinery

Company Name	Direct Premiums Written	Market Share	Direct Premiums Earned	Direct Losses Incurred	Loss Ratio
FACTORY MUT INS CO	2408834	30.65%	2,121,781	4,947,517	233.18%
ALLIANZ GLOBAL RISKS US INS CO	397724	5.06%	203,191	1,247	0.61%
XL INS AMER INC	393494	5.01%	300,837	40,192	13.36%
HARTFORD STEAM BOIL INSPEC & INS CO	393287	5.00%	386,373	27,795	7.19%

2016 Business**Boiler and Machinery (continued)**

AFFILIATED FM INS CO	326,371	4.15%	314,269	-	0.00%
MUTUAL OF ENUMCLAW INS CO	306,695	3.90%	294,524	57,678	19.58%
TRAVELERS PROP CAS CO OF AMER	251,397	3.20%	277,873	(129,760)	-46.70%
CONTINENTAL WESTERN INS CO	227,991	2.90%	226,498	29,912	13.21%
CINCINNATI INS CO	223,269	2.84%	217,208	295,978	136.26%
AMCO INS CO	197,910	2.52%	203,063	40,059	19.73%
AMERICAN HOME ASSUR CO	189,923	2.42%	88,300	1,070	1.21%
EMPLOYERS MUT CAS CO	163,141	2.08%	160,841	3,512	2.18%
WESTERN COMM INS CO	159,643	2.03%	134,399	45,809	34.08%
EMCASCO INS CO	140,799	1.79%	97,529	10,166	10.42%
LIBERTY MUT FIRE INS CO	123,929	1.58%	97,113	91,986	94.72%
OREGON MUT INS CO	119,000	1.51%	117,996	119,395	101.19%
FEDERAL INS CO	113,371	1.44%	115,786	(1,882)	-1.63%
NATIONAL UNION FIRE INS CO OF PITTS	110,078	1.40%	107,130	1,452	1.36%
AMERICAN GUAR & LIAB INS	102,228	1.30%	103,990	12,095	11.63%
ZURICH AMER INS CO	100,159	1.27%	220,902	41,341	18.71%
ALL OTHERS (113)	1,409,526	17.94%	1,452,858	142,602	9.82%
TOTALS	7,858,769	100.00%	7,242,461	5,778,164	79.78%

Credit

Company Name	Direct Premiums Written	Market Share	Direct Premiums Earned	Direct Losses Incurred	Loss Ratio
EULER HERMES N AMER INS CO	532,522	17.56%	522,464	79,667	15.25%
ATRADIUS TRADE CREDIT INS CO	413,100	13.62%	408,141	52,035	12.75%
OLD REPUBLIC INS CO	400,846	13.22%	410,958	187,625	45.66%
OHIO IND CO	280,836	9.26%	389,520	161,428	41.44%
TRANSAMERICA CAS INS CO	263,426	8.69%	89,953	51,392	57.13%
GREAT AMER INS CO	263,419	8.69%	259,306	42,653	16.45%
ARCH INS CO	191,158	6.30%	93,418	76,553	81.95%
FIRST COLONIAL INS CO	169,141	5.58%	135,126	73,311	54.25%
AMERICAN NATL PROP & CAS CO	159,518	5.26%	153,632	13,984	9.10%
GREAT AMER ASSUR CO	88,965	2.93%	56,588	3,485	6.16%

**2016 Business
Credit (continued)**

Credit (continued)						
ATLANTIC SPECIALTY INS CO	64,874	2.14%	91,038	6,451	7.09%	
AMERICAN BANKERS INS CO OF FL	62,774	2.07%	62,774	(1,745)	-2.78%	
AMERICAN SECURITY INS CO	50,624	1.67%	50,624	(728)	-1.44%	
ACE AMER INS CO	48,196	1.59%	45,772	206,559	451.28%	
COFACE N AMER INS CO	26,400	0.87%	24,727	32,021	129.50%	
SEABRIGHT INS CO	9,108	0.30%	9,108	396	4.35%	
WESCO INS CO	5,174	0.17%	5,174	(2)	-0.04%	
ZALE IND CO	2,750	0.09%	2,750	(84)	-3.05%	
STANDARD GUAR INS CO	596	0.02%	2,220	(94)	-4.23%	
QBE INS CORP	-	0.00%	-	(744)	0.00%	
GREAT AMER INS CO OF NY	-	0.00%	-	39	0.00%	
PRAETORIAN INS CO	-	0.00%	-	159	0.00%	
VIRGINIA SURETY CO INC	-	0.00%	493	(23)	-4.67%	
XL SPECIALTY INS CO	-	0.00%	-	(460)	0.00%	
ALL OTHERS (2)	(533)	-0.02%	1,560	(26,779)	-1716.60%	
TOTALS	3,032,894	100.00%	2,815,346	957,099	34.00%	

Warranty

Company Name	Direct Premiums Written	Market Share	Direct Premiums Earned	Direct Losses Incurred	Loss Ratio
UNIVERSAL UNDERWRITERS INS CO	2,125,719	51.84%	1,521,957	788,919	51.84%
AMERICAN BANKERS INS CO OF FL	1,075,690	26.24%	587,030	154,859	26.38%
WESCO INS CO	605,997	14.78%	568,361	318,824	56.10%
AMERICAN MERCURY INS CO	71,191	1.74%	105,056	29,070	27.67%
HERITAGE IND CO	41,017	1.00%	179,453	85,363	47.57%
NATIONAL CAS CO	38,191	0.93%	23,718	18,369	77.45%
CONTINENTAL CAS CO	35,703	0.87%	37,036	(1,869)	-5.05%
COURTESY INS CO	34,980	0.85%	33,726	48,571	144.02%
OLD REPUBLIC INS CO	28,412	0.69%	505,481	93,708	18.54%
STARR IND & LIAB CO	22,751	0.55%	18,230	1,799	9.87%
LYNDON SOUTHERN INS CO	10,257	0.25%	5,346	338	6.32%
GREAT AMER INS CO OF NY	3,159	0.08%	567	63	11.11%

2016 Business**Warranty (continued)**

MIC PROP & CAS INS CORP	3,015	0.07%	1,536	-	0.00%
TECHNOLOGY INS CO INC	1,944	0.05%	608	-	0.00%
DEALERS ASSUR CO	1,488	0.04%	2,611	(37)	-1.42%
NEW HAMPSHIRE INS CO	688	0.02%	688	69	10.03%
NATIONAL SURETY CORP	-	0.00%	-	4	0.00%
GREENWICH INS CO	-	0.00%	9,121	(10,626)	-116.50%
GREAT AMER ASSUR CO	-	0.00%	-	21	0.00%
FIRST COLONIAL INS CO	-	0.00%	294	(7)	-2.38%
CHICAGO INS CO	-	0.00%	-	28	0.00%
FIREMANS FUND INS CO	-	0.00%	-	2,905	0.00%
ASSOCIATED IND CORP	-	0.00%	-	10	0.00%
AMERICAN INS CO	-	0.00%	-	17	0.00%
COREPOINTE INS CO	-	0.00%	39	-	0.00%
AMERICAN AUTOMOBILE INS CO	-	0.00%	-	(46)	0.00%
ALL OTHERS (1)	(2)	0.00%	193	(676)	-350.26%
TOTALS	4,100,200	100.00%	3,601,051	1,529,676	42.48%

Accident and Health—Life, Health and Managed Care Companies

Company Name	Direct Premiums Written	Market Share	Direct Premiums Earned	Direct Losses Incurred	Loss Ratio
BLUE CROSS OF ID HLTH SERV INC	1,177,492,421	34.47%	1,175,876,926	1,036,297,544	88.13%
REGENCE BLUESHIELD OF ID INC	414,994,501	12.15%	411,638,192	324,690,675	78.88%
SELECTHEALTH INC	354,554,142	10.38%	353,031,142	390,813,954	110.70%
BLUE CROSS OF ID CARE PLUS INC	324,384,870	9.50%	320,430,682	269,281,641	84.04%
UNITEDHEALTHCARE INS CO	210,336,744	6.16%	214,722,931	162,128,391	75.51%
PACIFICSOURCE COMM HLTH PLANS	182,962,707	5.36%	181,803,720	162,568,881	89.42%
HUMANA INS CO	76,051,301	2.23%	76,050,515	56,939,097	74.87%
MONTANA HLTH COOPERATIVE	59,517,845	1.74%	59,517,845	56,499,486	94.93%
DELTA DENTAL PLAN OF ID INC	48,710,822	1.43%	48,710,822	40,343,036	82.82%
PACIFICSOURCE HLTH PLANS	42,030,584	1.23%	42,030,584	33,289,333	79.20%
HUMANA HLTH PLAN INC	32,784,546	0.96%	32,784,546	27,556,594	84.05%
AMERICAN FAMILY LIFE ASSUR CO OF COL	31,736,296	0.93%	31,924,474	16,196,297	50.73%
CIGNA HLTH & LIFE INS CO	31,378,012	0.92%	31,220,169	25,012,569	80.12%

2016 Business**Accident and Health—Life, Health and Managed Care Companies (continued)**

AETNA LIFE INS CO	27,828,145	0.81%	28,119,139	22,110,709	78.63%
BRIDGESPAN HLTH CO	20,529,140	0.60%	20,529,140	21,479,923	104.63%
MUTUAL OF OMAHA INS CO	18,021,804	0.53%	17,919,857	12,876,427	71.86%
CONTINENTAL LIFE INS CO BRENTWOOD	16,820,758	0.49%	16,765,948	11,967,678	71.38%
METROPOLITAN LIFE INS CO	16,330,393	0.48%	15,666,014	21,881,711	139.68%
SILVERSCRIPT INS CO	13,802,378	0.40%	14,201,186	9,134,497	64.32%
STANDARD INS CO	13,737,612	0.40%	14,642,297	13,537,373	92.45%
ALL OTHERS (248)	302,034,119	8.84%	302,563,046	234,027,822	77.35%
TOTALS	3,416,039,140	100.00%	3,410,149,175	2,948,633,638	86.47%

Title

Company Name	Direct Premiums Written	Market Share	Direct Premiums Earned	Direct Losses Incurred	Loss Ratio
OLD REPUBLIC NATL TITLE INS CO	31,168,592	28.07%	30,696,636	199,830	0.65%
FIRST AMER TITLE INS CO	22,761,488	20.50%	22,443,944	1,356,421	6.04%
WESTCOR LAND TITLE INS CO	14,378,603	12.95%	13,920,216	354,458	2.55%
CHICAGO TITLE INS CO	11,543,870	10.40%	11,566,500	407,625	3.52%
FIDELITY NATL TITLE INS CO	11,476,689	10.34%	11,421,910	176,543	1.55%
STEWART TITLE GUAR CO	10,107,426	9.10%	9,974,425	139,492	1.40%
COMMONWEALTH LAND TITLE INS CO	8,885,610	8.00%	8,858,661	(320,243)	-3.62%
NATIONAL TITLE INS OF NY INC	409,201	0.37%	413,399	(1,901)	-0.46%
WFG NATL TITLE INS CO	161,038	0.15%	166,099	-	0.00%
TITLE RESOURCES GUAR CO	137,724	0.12%	132,411	-	0.00%
TOTALS	111,030,241	100.00%	109,594,201	2,312,225	2.11%

**2016 Business
Ordinary Life and Annuity**

Company Name	Direct Premiums Written	Direct Annuity Consideration	Direct Claims and Benefits Paid	In Force 12/31/2016	Market Share Premiums	Market Share In Force
NORTHWESTERN MUT LIFE INS CO	61,910,624	19,351,666	69,840,290	10,109,998,965	10.75%	8.03%
ZURICH AMER LIFE INS CO	30,343,526	33,823	9,974,340	172,332,885	5.27%	0.14%
MASSACHUSETTS MUT LIFE INS CO	23,177,516	25,139,243	24,103,004	1,908,387,698	4.02%	1.52%
NEW YORK LIFE INS CO	20,993,806	407,205	25,682,446	2,952,817,481	3.64%	2.35%
FARM BUREAU LIFE INS CO	19,403,620	11,526,217	22,784,518	3,688,852,099	3.37%	2.93%
STANDARD INS CO	17,599,488	2,022,660	28,496,677	7,059,212,659	3.05%	5.61%
PRUDENTIAL INS CO OF AMER	17,138,130	21,917,913	133,756,917	8,288,081,474	2.97%	6.59%
STATE FARM LIFE INS CO	17,023,124	11,200,073	14,603,823	3,720,636,554	2.95%	2.96%
LINCOLN NATL LIFE INS CO	15,120,331	63,764,465	68,682,698	3,937,045,051	2.62%	3.13%
METROPOLITAN LIFE INS CO	14,662,580	2,445,249	99,537,722	9,287,137,867	2.54%	7.38%
MINNESOTA LIFE INS CO	12,545,990	2,854,509	9,776,473	2,102,668,372	2.18%	1.67%
PRINCIPAL LIFE INS CO	10,584,568	12,619,257	16,959,856	2,045,178,905	1.84%	1.63%
BENEFICIAL LIFE INS CO	9,943,220	901,368	40,626,718	2,363,608,535	1.73%	1.88%
GREAT WESTERN INS CO	9,608,897	318,550	5,566,410	60,824,783	1.67%	0.05%
PACIFIC LIFE INS CO	8,952,343	20,387,608	36,187,660	802,508,482	1.55%	0.64%
MIDLAND NATL LIFE INS CO	8,801,740	24,430,053	10,355,214	855,415,139	1.53%	0.68%
JOHN HANCOCK LIFE INS CO USA	8,583,978	175,933	70,168,136	1,124,764,235	1.49%	0.89%
TRANSAMERICA LIFE INS CO	8,054,232	27,364,439	27,641,016	1,551,335,068	1.40%	1.23%
FARMERS NEW WORLD LIFE INS CO	7,850,269	440,440	8,382,041	2,505,647,678	1.36%	1.99%
AMERICAN GEN LIFE INS CO	7,707,791	39,097,394	43,661,100	2,817,373,858	1.34%	2.24%
ALL OTHERS (369)	246,150,923	690,310,056	1,068,167,286	58,479,600,065	42.72%	46.47%
TOTALS	576,156,696	976,708,121	1,834,954,345	125,833,427,853	100.00%	100.00%

2016 Business Credit Life

Company Name	Direct Premiums Written	Direct Annuity Consideration	Direct Claims and Benefits Paid	Market Share Premiums
CMIFG LIFE INS CO	2,078,941	0	705,401	44.83%
MINNESOTA LIFE INS CO	627,390	0	313,370	13.53%
AMERICAN NATL INS CO	625,308	0	130,368	13.48%
MERIT LIFE INS CO	484,031	0	324,515	10.44%
CENTRAL STATES H & L CO OF OMAHA	389,574	0	2,707	8.40%
AMERICAN HLTH & LIFE INS CO	173,867	0	114,438	3.75%
LIFE OF THE SOUTH INS CO	96,502	0	1,410	2.08%
AMERICAN MODERN LIFE INS CO	71,759	0	131,459	1.55%
AMERICAN BANKERS LIFE ASSUR CO OF FL	42,969	0	47,302	0.93%
AMERICAN REPUBLIC INS CO	30,905	0	4,101	0.67%
PAVONIA LIFE INS CO OF MI	28,490	0	21,095	0.61%
PROTECTIVE LIFE INS CO	16,984	0	-	0.37%
CENTURION LIFE INS CO	4,041	0	4,250	0.09%
GUARANTEE TRUST LIFE INS CO	2,347	0	-	0.05%
GENERAL FIDELITY LIFE INS CO	1,974	0	-	0.04%
ZALE LIFE INS CO	962	0	-	0.02%
INDIVIDUAL ASSUR CO LIFE HLTH & ACC	344	0	-	0.01%
SECURIAN LIFE INS CO	134	0	-	0.00%
AMERICAN GEN LIFE INS CO	58	0	-	0.00%
AMERICAN UNDERWRITERS LIFE INS CO	-	0	-	0.00%
AMERICAN HERITAGE LIFE INS CO	-	0	-	0.00%
ALL OTHERS (3)	(39,437)	0	726	-0.85%
TOTALS	4,637,143	0	1,801,142	100.00%

Group Life and Annuity

Company Name	Direct Premiums Written	Direct Annuity Consideration	Direct Claims and Benefits Paid	Market Share Premiums
STANDARD INS CO	17,315,023	450,086	26,906,583	13.94%
METROPOLITAN LIFE INS CO	13,321,495	1,070,129	83,083,863	10.72%
PRUDENTIAL INS CO OF AMER	12,691,137	22,675,127	98,609,967	10.22%

2016 Business
Group Life and Annuity (continued)

ZURICH AMER LIFE INS CO	10,132,409	-	334,504	8.16%
GREAT WESTERN INS CO	9,940,155	-	5,215,613	8.00%
PRINCIPAL LIFE INS CO	7,617,769	-	5,986,645	6.13%
NEW YORK LIFE INS CO	6,430,068	265,059	9,607,361	5.18%
HARTFORD LIFE & ACCIDENT INS CO	6,119,560	-	3,686,333	4.93%
LINCOLN NATL LIFE INS CO	4,469,307	(135,891)	7,207,057	3.60%
LIFE INS CO OF N AMER	4,046,629	-	6,790,075	3.26%
LIFEMAP ASSUR CO	4,012,487	-	2,601,896	3.23%
UNITED HERITAGE LIFE INS CO	3,563,992	2,097,960	2,629,347	2.87%
UNUM LIFE INS CO OF AMER	3,302,631	-	1,880,151	2.66%
MINNESOTA LIFE INS CO	2,492,259	703,425	4,336,181	2.01%
NATIONAL GUARDIAN LIFE INS CO	2,107,329	178,624	675,106	1.70%
CMFG LIFE INS CO	1,408,820	-	5,381,804	1.13%
SECURIAN LIFE INS CO	1,258,483	-	606,351	1.01%
CONNECTICUT GEN LIFE INS CO	1,165,775	-	1,001,043	0.94%
GLOBE LIFE & ACCIDENT INS CO	999,916	-	714,867	0.81%
RELIASTAR LIFE INS CO	887,780	198,004	3,076,883	0.71%
ALL OTHERS (165)	10,930,083	115,971,153	284,802,111	8.80%
TOTALS	124,213,107	143,473,676	555,133,741	100.00%

Industrial Life

Company Name	Direct Premiums Written	Direct Annuity Consideration	Direct Claims and Benefits Paid	Market Share Premiums
UNION SECURITY INS CO	309	0	5,972	47.83%
AMERICAN GEN LIFE INS CO	85	0	6,340	13.16%
LINCOLN LIFE & ANN CO OF NY	81	0	-	12.54%
WESTERN & SOUTHERN LIFE INS CO	57	0	-	8.82%
TRANSAMERICA PREMIER LIFE INS CO	45	0	4,677	6.97%
AMERICAN NATL INS CO	22	0	2,646	3.41%
LIBERTY NATL LIFE INS CO	21	0	3,155	3.25%
ATHENE ANNUITY & LIFE ASSUR CO	17	0	-	2.63%
NATIONAL GUARDIAN LIFE INS CO	6	0	-	0.93%

2016 Business
Industrial Life (continued)

		3	0	-	0.46%
LIBERTY BANKERS LIFE INS CO			0	-	0.46%
METROPOLITAN LIFE INS CO		0	0	147,032	0.00%
PRUDENTIAL INS CO OF AMER		0	0	162,765	0.00%
JACKSON NATL LIFE INS CO		0	0	726	0.00%
AMERICAN LIFE & SECURITY CORP		0	0	-	0.00%
CINCINNATI LIFE INS CO		0	0	-	0.00%
RELIABLE LIFE INS CO		0	0	-	0.00%
RELANCE STANDARD LIFE INS CO		0	0	-	0.00%
SECURITY LIFE OF DENVER INS CO		0	0	2,586	0.00%
SECURITY NATL LIFE INS CO		0	0	-	0.00%
UNIVERSAL GUAR LIFE INS CO		0	0	-	0.00%
WASHINGTON NATL INS CO		0	0	-	0.00%
NORTH CAROLINA MUT LIFE INS CO		0	0	-	0.00%
BALTIMORE LIFE INS CO		0	0	-	0.00%
TOTALS		646	0	335,899	100.00%

Private Crop

Company Name	Direct Premiums Written	Market Share	Direct Premiums Earned	Direct Losses Incurred	Loss Ratio
ACE PROP & CAS INS CO	4,094,393	27.16%	4,094,393	4,375,322	106.86%
RURAL COMM INS CO	2,515,422	16.68%	2,515,422	684,401	27.21%
FMIH AG RISK INS CO	2,451,446	16.26%	2,451,446	(335,570)	-13.69%
HUDSON INS CO	2,161,407	14.34%	2,161,407	193,860	8.97%
NAU COUNTRY INS CO	2,037,560	13.51%	2,035,937	498,138	24.47%
AMERICAN AGRI BUSINESS INS CO	881,250	5.85%	881,250	369,650	41.95%
PRODUCERS AGRICULTURE INS CO	750,046	4.97%	750,046	162,332	21.64%
GREAT AMER INS CO	148,748	0.99%	150,645	31,754	21.08%
TECHNOLOGY INS CO INC	21,579	0.14%	21,579	-	0.00%
AGRI GEN INS CO	10,282	0.07%	10,282	9,139	88.88%
STATE FARM FIRE & CAS CO	4,194	0.03%	4,194	-	0.00%
TOTALS	15,076,327	100.00%	15,076,601	5,989,026	39.72%

Summary of Financial Condition as of December 31, 2016

LIFE AND DISABILITY INSURERS						
Company Name	State of Domicile	Admitted Assets	Capital & Surplus	Net Gain From Operations	Premium/Annuity Considerations	Incurred Benefits
4 EVER LIFE INS CO	IL	207,497,489	82,630,376	(323,040)	72,914,261	61,256,754
5 STAR LIFE INS CO	LA	286,577,159	40,164,737	(5,996,108)	125,610,275	106,427,776
AAA LIFE INS CO	MI	629,205,776	152,730,712	13,256,665	114,628,383	78,787,206
ABILITY INS CO	NE	1,203,362,547	21,417,410	(5,140,553)	(191,865,272)	(173,965,948)
ACCORDIA LIFE & ANN CO	IA	8,041,033,190	665,701,573	(67,102,706)	423,411,506	456,071,481
ACE LIFE INS CO	CT	51,706,821	8,669,946	(1,971,252)	6,890,673	9,035,524
AETNA HLTH & LIFE INS CO	CT	2,388,618,145	282,537,396	11,644,354	804,464,449	708,138,038
AETNA LIFE INS CO	CT	22,376,187,164	3,479,201,918	1,236,767,642	18,556,444,117	15,179,722,737
ALL SAVERS INS CO	IN	1,551,506,002	1,054,156,063	(102,204,609)	1,603,113,661	1,552,969,891
ALLIANZ LIFE & ANN CO	MN	10,832,622	8,021,727	300,726	-	269,941
ALLIANZ LIFE INS CO OF N AMER	MN	127,557,707,794	6,165,279,438	1,497,191,706	12,642,916,978	15,868,013,305
ALLSTATE ASSUR CO	IL	716,711,385	133,913,598	(57,819,900)	144,328,223	115,669,261
ALLSTATE LIFE INS CO	IL	32,126,975,801	3,046,615,654	273,224,877	1,212,230,450	2,116,411,336
AMALGAMATED LIFE INS CO	NY	122,944,427	57,789,414	3,507,428	80,652,399	69,057,752
AMERICAN AMICABLE LIFE INS CO OF TX	TX	273,037,633	44,476,123	1,983,481	62,453,917	44,695,838
AMERICAN BANKERS LIFE ASSUR CO OF FL	FL	378,701,171	54,676,171	21,612,879	35,663,091	(977,631)
AMERICAN EQUITY INVEST LIFE INS CO	IA	47,580,206,852	2,726,663,571	89,738,063	5,160,063,580	7,513,569,760
AMERICAN FAMILY LIFE ASSUR CO OF COL	NE	108,871,354,819	11,221,055,264	2,755,589,427	18,902,762,880	13,589,009,031
AMERICAN FAMILY LIFE INS CO	WI	5,497,452,570	1,001,360,434	54,304,157	457,714,686	351,536,430
AMERICAN FARMERS & RANCHERS LIFE INS	OK	27,652,041	2,388,807	67,713	2,329,714	2,925,027
AMERICAN FIDELITY ASSUR CO	OK	5,446,761,028	414,602,457	74,850,144	906,584,199	642,761,024
AMERICAN FIDELITY LIFE INS CO	FL	422,530,682	68,924,587	2,583,438	10,061,415	17,485,009
AMERICAN GEN LIFE INS CO	TX	170,849,934,111	9,000,519,945	957,351,447	7,525,447,597	865,232,349
AMERICAN HERITAGE LIFE INS CO	FL	1,885,615,762	344,315,160	63,141,050	861,441,075	463,147,535
AMERICAN HLTH & LIFE INS CO	TX	924,203,272	215,138,006	71,374,822	154,306,837	42,066,796
AMERICAN HOME LIFE INS CO	KS	254,438,346	21,451,730	1,533,700	25,894,117	24,946,852
AMERICAN INCOME LIFE INS CO	IN	3,385,202,219	268,847,175	148,204,944	767,518,533	437,188,865
AMERICAN LIFE & SECURITY CORP	NE	31,173,264	3,817,844	(1,639,385)	5,906,484	4,922,305
AMERICAN MATURITY LIFE INS CO	CT	60,601,086	48,059,780	561,554	6,600	198,508
AMERICAN MEMORIAL LIFE INS CO	SD	2,962,103,234	115,450,504	32,687,511	530,456,055	458,867,601
AMERICAN MODERN LIFE INS CO	OH	44,677,379	30,527,774	1,202,055	3,072,591	(344,640)
AMERICAN NATL INS CO	TX	18,721,092,181	2,985,908,901	44,413,092	1,723,849,390	1,980,756,637
AMERICAN NATL LIFE INS CO OF TX	TX	122,523,153	35,171,568	(1,326,439)	26,797,299	27,059,573
AMERICAN PHOENIX LIFE & REASSUR CO	CT	6,339,245	5,649,668	126,025	-	-
AMERICAN PUBLIC LIFE INS CO	OK	90,286,515	26,413,741	5,867,541	74,388,848	36,636,808
AMERICAN REPUBLIC INS CO	IA	937,566,473	511,112,152	32,308,998	392,072,460	271,258,055

Summary of Financial Condition as of December 31, 2016
LIFE AND DISABILITY INSURERS (continued)

Company Name	State of Domicile	Admitted Assets	Capital & Surplus	Net Gain From Operations	Premium/Annuity Considerations	Incurred Benefits
AMERICAN UNDERWRITERS LIFE INS CO	AZ	69,505,834	8,615,727	(660,940)	6,810,609	7,371,903
AMERICAN UNITED LIFE INS CO	IN	24,931,829,175	960,453,307	49,417,230	3,555,821,431	4,053,565,078
AMERICO FIN LIFE & ANN INS CO	TX	4,281,919,166	461,773,313	69,126,859	452,467,779	411,233,264
AMERITAS LIFE INS CORP	NE	18,696,585,738	1,484,066,028	(8,465,515)	4,421,914,694	2,832,563,351
AMICA LIFE INS CO	RI	1,240,659,713	278,821,309	6,573,328	67,407,507	80,733,414
ANNUITY INVESTORS LIFE INS CO	OH	3,063,427,349	269,447,135	18,796,477	193,427,696	297,180,447
ANTHEM LIFE INS CO	IN	623,258,714	108,884,580	28,891,598	362,336,956	276,883,384
ASSURITY LIFE INS CO	NE	2,605,020,410	324,910,180	13,535,891	193,337,720	187,418,160
ATHENE ANN & LIFE ASSUR CO OF NY	NY	3,261,234,878	231,037,393	22,056,322	24,279,676	39,988,833
ATHENE ANN & LIFE CO	IA	47,984,664,271	1,113,339,043	150,099,352	1,130,998,048	3,625,529,752
ATHENE ANNUITY & LIFE ASSUR CO	DE	10,350,656,556	1,272,419,957	120,763,955	24,268,836	(240,820,570)
AURIGEN REINS CO OF AMER	AR	45,801,223	22,816,554	(2,873,774)	4,204,322	7,735,315
AURORA NATL LIFE ASSUR CO	CA	2,935,377,178	126,531,228	16,650,410	635,944	(75,983,527)
AUTO OWNERS LIFE INS CO	MI	3,897,931,643	423,188,028	24,387,896	265,301,481	305,339,033
AXA CORP SOLUTIONS LIFE REINS CO	DE	240,464,073	148,639,119	(20,652,578)	5,123,813	31,400,170
AXA EQUITABLE LIFE & ANN CO	CO	467,322,099	19,761,880	(2,545,965)	720,770	22,187,884
AXA EQUITABLE LIFE INS CO	NY	174,067,923,580	4,846,698,192	1,294,957,891	12,815,726,019	13,606,759,938
BALTIMORE LIFE INS CO	MD	1,241,746,363	81,333,284	3,729,064	134,002,970	142,305,760
BANKERS FIDELITY LIFE INS CO	GA	144,259,181	33,430,233	256,204	99,566,975	68,136,412
BANKERS LIFE & CAS CO	IL	17,602,022,841	1,300,342,981	196,498,909	2,535,899,763	2,568,893,269
BANKERS LIFE INS CO	NC	447,366,520	27,378,031	715,359	57,463,930	64,476,344
BANNER LIFE INS CO	MD	2,881,946,378	481,683,817	158,166,769	720,115,045	458,223,118
BENEFICIAL LIFE INS CO	UT	2,298,442,267	177,362,815	28,279,960	35,324,980	121,680,384
BERKLEY LIFE & HLTH INS CO	IA	267,746,003	143,732,448	14,067,466	237,860,661	185,080,749
BERKSHIRE HATHAWAY LIFE INS CO NE	NE	17,969,607,195	4,398,424,862	412,289,352	2,735,012,595	2,616,263,949
BERKSHIRE LIFE INS CO OF AMER	MA	3,526,660,056	201,638,797	22,599,814	123,285,467	95,462,694
BEST LIFE & HLTH INS CO	TX	18,783,254	14,879,478	1,284,632	32,647,302	19,616,827
BOSTON MUT LIFE INS CO	MA	1,359,711,894	177,993,933	11,703,690	188,077,323	152,280,991
CAPITOL LIFE INS CO	TX	241,518,428	25,372,363	1,888,427	28,001,896	33,468,886

Summary of Financial Condition as of December 31, 2016 **LIFE AND DISABILITY INSURERS (continued)**

Company Name	State of Domicile	Admitted Assets	Capital & Surplus	Net Gain From Operations	Premium/Annuity Considerations	Incurred Benefits
CENTRAL SECURITY LIFE INS CO	TX	91,914,212	4,659,848	692,748	2,641,729	4,080,948
CENTRAL STATES H & L CO OF OMAHA	NE	420,020,957	134,261,109	10,067,769	51,345,303	9,615,529
CENTRAL UNITED LIFE INS CO	AR	384,999,076	95,604,220	(1,594,429)	99,945,827	72,771,360
CENTRE LIFE INS CO	MA	1,809,799,993	93,805,954	(661,989)	1,357,196	1,143,161
CENTURION LIFE INS CO	IA	1,288,219,897	317,731,649	22,685,405	172,787,249	181,545,238
CHESAPEAKE LIFE INS CO	OK	133,324,319	69,720,074	11,636,420	184,271,552	58,554,526
CHRISTIAN FIDELITY LIFE INS CO	TX	63,906,258	28,011,401	8,269,121	34,491,557	22,207,495
CHURCH LIFE INS CORP	NY	297,068,432	56,660,663	2,975,453	43,764,065	45,148,158
CICA LIFE INS CO OF AMER	CO	932,713,820	34,872,034	16,518,289	156,711,713	133,080,342
CIGNA HLTH & LIFE INS CO	CT	7,410,885,968	3,390,093,355	1,379,526,153	11,625,168,646	9,564,489,619
CINCINNATI LIFE INS CO	OH	4,266,450,845	200,328,058	(2,770,201)	276,140,544	378,638,512
CM LIFE INS CO	CT	8,462,232,355	1,546,673,795	66,363,114	(79,937,671)	189,413,680
CMFG LIFE INS CO	IA	16,573,511,521	2,002,669,880	171,112,992	3,139,440,518	2,526,637,154
COLONIAL LIFE & ACCIDENT INS CO	SC	3,143,855,416	562,132,118	155,743,170	1,414,511,230	753,136,895
COLONIAL PENN LIFE INS CO	PA	854,721,105	95,825,090	(1,144,487)	352,452,499	237,058,551
COLORADO BANKERS LIFE INS CO	NC	354,054,276	58,488,633	4,956,944	61,695,593	24,402,997
COLUMBIAN LIFE INS CO	IL	319,555,861	26,845,764	(3,263,752)	56,091,442	50,021,754
COLUMBIAN MUT LIFE INS CO	NY	1,397,979,855	96,213,055	9,349,344	183,198,301	156,785,609
COLUMBUS LIFE INS CO	OH	3,769,165,449	290,055,747	(14,348,649)	268,614,620	364,790,560
COMBINED INS CO OF AMER	IL	1,432,051,226	131,496,876	31,518,556	447,478,180	266,766,736
COMMERCIAL TRAVELERS MUT INS CO	NY	16,561,397	4,914,127	(710,214)	3,264,078	1,649,711
COMMONWEALTH ANN & LIFE INS CO	MA	11,379,079,563	2,155,615,359	231,303,078	156,050,949	249,483,402
COMPANION LIFE INS CO	SC	338,691,623	186,243,496	14,952,726	237,372,486	153,676,451
CONNECTICUT GEN LIFE INS CO	CT	17,646,348,971	4,074,386,843	1,100,752,606	402,236,866	663,654,570
CONSTITUTION LIFE INS CO	TX	444,069,569	55,558,552	(11,733,747)	90,038,484	116,731,176
CONTINENTAL AMER INS CO	NE	607,026,336	174,355,549	46,749,126	536,052,346	195,032,603
CONTINENTAL GEN INS CO	TX	1,344,137,118	76,911,759	(17,691,189)	82,226,953	129,219,360
CONTINENTAL LIFE INS CO BRENTWOOD	TN	307,080,148	173,830,485	(7,797,980)	427,239,000	328,287,264
CORVESTA LIFE INS CO	AZ	9,314,494	8,076,843	(891,180)	4,771	3,030
COUNTRY INVESTORS LIFE ASSUR CO	IL	297,281,220	188,919,703	4,646,516	-	3,540,643
COUNTRY LIFE INS CO	IL	9,170,467,553	1,138,660,362	22,842,329	672,152,400	2,129,153,112

Summary of Financial Condition as of December 31, 2016
LIFE AND DISABILITY INSURERS (continued)

Company Name	State of Domicile	Admitted Assets	Capital & Surplus	Net Gain From Operations	Premium/Annuity Considerations	Incurred Benefits
CSI LIFE INS CO	NE	19,748,305	13,885,844	(602,182)	18,856,759	12,065,871
DEARBORN NATL LIFE INS CO	IL	1,872,506,789	497,032,059	21,424,946	408,005,921	340,014,573
DELAWARE AMER LIFE INS CO	DE	132,754,580	72,549,606	15,230,915	89,877,901	36,194,447
DELAWARE LIFE INS CO	DE	37,683,973,521	1,635,897,328	235,357,987	1,814,434,079	3,799,098,458
DESERET MUT INS CO	UT	41,011,959	10,844,598	4,337,908	14,621,128	9,469,342
DIRECT GEN LIFE INS CO	SC	25,525,998	15,114,520	3,301,598	17,625,168	1,435,310
ELCO MUT LIFE & ANN	IL	704,022,769	51,430,364	7,867,890	185,928,009	192,188,227
EMC NATL LIFE CO	IA	947,884,563	103,978,394	9,554,926	60,060,097	73,316,358
EMPLOYERS REASSUR CORP	KS	11,334,914,873	978,385,190	(207,087,771)	317,216,140	998,099,857
EQUITABLE LIFE & CAS INS CO	UT	313,614,537	44,777,295	(2,159,655)	64,700,030	58,736,818
EQUITRUST LIFE INS CO	IL	17,268,012,692	931,610,409	210,583,803	1,951,326,305	2,075,073,511
EVERENCE INS CO	IN	22,859,880	14,014,414	741,978	(569)	(205,977)
FAMILY HERITAGE LIFE INS CO OF AMER	OH	1,108,816,313	104,227,691	23,884,644	264,618,524	200,918,260
FAMILY LIFE INS CO	TX	155,846,617	33,958,147	1,049,447	26,032,984	19,154,389
FAMILY SERV LIFE INS CO	TX	326,401,662	34,638,980	5,584,975	10,198	6,902,374
FARM BUREAU LIFE INS CO	IA	8,760,403,090	617,320,618	106,143,019	688,073,680	881,047,591
FARMERS NEW WORLD LIFE INS CO	WA	7,155,345,025	527,701,767	126,363,963	592,640,175	547,199,218
FEDERAL LIFE INS CO	IL	227,519,338	14,716,197	(1,085,175)	22,778,226	26,648,195
FEDERATED LIFE INS CO	MN	1,776,836,190	359,808,460	24,340,835	195,810,323	195,529,647
FIDELITY & GUAR LIFE INS CO	IA	21,414,228,593	1,323,048,951	32,111,716	2,705,036,110	3,163,349,278
FIDELITY INVESTMENTS LIFE INS CO	UT	25,859,639,234	830,022,508	82,546,171	1,275,790,702	1,688,322,538
FIDELITY LIFE ASSN A LEGAL RESERVE L	IL	405,013,708	132,225,230	5,537,285	60,281,676	30,831,224
FIDELITY SECURITY LIFE INS CO	MO	875,125,453	186,846,430	18,532,716	121,607,653	104,726,390
FINANCIAL AMER LIFE INS CO	KS	6,679,013	1,832,578	(1,234,577)	(808,953)	(1,571,175)
FINANCIAL ASSUR LIFE INS CO	TX	11,548,800	10,760,985	387,143	39,512	35,446
FIRST ALLMERICA FIN LIFE INS CO	MA	3,435,046,095	184,765,030	20,553,861	28,410,494	138,885,057
FIRST HLTH LIFE & HLTH INS CO	TX	454,919,549	211,086,804	(2,420,739)	798,257,207	633,958,040
FIRST PENN PACIFIC LIFE INS CO	IN	1,578,933,080	201,701,919	23,816,139	124,858,012	179,870,040
FORESTERS LIFE INS ANN CO	NY	2,142,196,577	60,120,253	7,047,636	217,667,362	236,663,502
FORETHOUGHT LIFE INS CO	IN	24,910,992,470	1,632,169,205	106,568,132	5,416,245,992	5,744,709,044
FUNERAL DIRECTORS LIFE INS CO	TX	1,248,024,468	110,424,492	12,353,476	225,161,050	223,302,138

Summary of Financial Condition as of December 31, 2016 **LIFE AND DISABILITY INSURERS (continued)**

Company Name	State of Domicile	Admitted Assets	Capital & Surplus	Net Gain From Operations	Premium/Annuity Considerations	Incurred Benefits
GARDEN STATE LIFE INS CO	TX	129,627,852	69,171,526	6,967,386	21,852,236	12,981,314
GENERAL AMER LIFE INS CO	MO	12,411,528,606	922,746,072	6,354,554	775,632,675	1,030,967,183
GENERAL FIDELITY LIFE INS CO	SC	24,525,585	16,450,883	26,073	426,096	339,641
GENERAL RE LIFE CORP	CT	3,504,636,486	644,268,027	34,361,578	1,022,786,948	1,016,401,153
GENERATION LIFE INS CO	MO	52,568,682	43,283,630	(4,732,128)	3,843,242	7,589,773
GENWORTH LIFE & ANN INS CO	VA	22,447,754,567	1,487,450,560	(193,391,410)	(2,356,561,164)	1,277,601,392
GENWORTH LIFE INS CO	DE	40,225,791,294	3,152,853,750	5,268,424	2,084,786,114	4,382,228,883
GERBER LIFE INS CO	NY	3,397,640,374	306,977,491	12,630,263	690,008,484	561,737,046
GLOBE LIFE & ACCIDENT INS CO	NE	3,955,340,023	260,618,142	80,024,487	679,021,178	544,771,633
GOLDEN RULE INS CO	IN	529,488,173	170,050,413	65,154,946	1,354,232,427	960,369,557
GOVERNMENT PERSONNEL MUT LIFE INS CO	TX	835,139,443	120,880,332	3,058,261	44,916,950	54,576,284
GPM HLTH & LIFE INS CO	WA	142,548,584	12,299,775	921,773	3,929,306	7,791,383
GREAT AMER LIFE INS CO	OH	29,301,505,746	1,976,408,770	182,593,245	4,241,839,805	4,827,276,583
GREAT FIDELITY LIFE INS CO	IN	3,117,702	2,604,263	(15,458)	269,573	53,855
GREAT SOUTHERN LIFE INS CO	TX	216,608,302	47,472,289	2,859,026	234,221	586,162
GREAT W LIFE & ANN INS CO	CO	56,436,024,826	1,053,333,226	101,752,588	(397,782,806)	6,066,939,408
GREAT WESTERN INS CO	UT	1,214,554,018	77,120,407	5,658,996	194,635,715	186,676,544
GUARANTEE TRUST LIFE INS CO	IL	550,718,907	77,006,539	9,009,877	219,187,754	133,042,566
GUARDIAN INS & ANN CO INC	DE	16,780,860,630	260,382,803	103,864,146	(963,260,991)	1,342,823,976
GUARDIAN LIFE INS CO OF AMER	NY	51,883,712,174	6,172,487,404	376,055,978	7,772,716,072	6,658,366,960
GUGGENHEIM LIFE & ANN CO	DE	13,716,199,017	651,116,828	207,597,038	957,806,511	1,046,374,846
HARTFORD LIFE & ACCIDENT INS CO	CT	8,785,878,300	1,623,849,930	207,253,753	2,241,892,151	1,599,955,419
HARTFORD LIFE & ANN INS CO	CT	36,793,192,089	1,913,758,348	347,754,309	283,347,850	4,350,253,745
HARTFORD LIFE INS CO	CT	111,449,826,857	4,397,908,629	1,042,075,636	542,563,725	4,192,701,329
HCC LIFE INS CO	IN	981,612,046	601,849,408	105,000,420	987,676,299	730,950,673
HEALTH NET LIFE INS CO	CA	727,212,204	409,950,041	(171,826,474)	809,753,104	924,573,282
HEALTHMARKETS INS CO	OK	25,262,844	15,976,113	290,798	-	(54,744)
HERITAGE LIFE INS CO	AZ	4,471,995,304	983,942,010	88,268,165	109,563,017	208,845,067
HM LIFE INS CO	PA	643,307,789	360,738,565	18,586,977	673,436,677	516,393,904
HOMESTEADERS LIFE CO	IA	2,771,528,463	180,484,227	15,130,892	456,751,608	452,728,834
HORACE MANN LIFE INS CO	IL	8,845,207,345	447,014,187	61,146,054	625,838,124	817,329,212
IA AMER LIFE INS CO	TX	165,435,291	69,173,281	35,215,715	17,674,479	9,637,007
IDEALIFE INS CO	CT	20,857,847	15,534,400	762,600	1,634,138	1,630,969
ILLINOIS MUT LIFE INS CO	IL	1,434,323,781	225,951,146	10,323,528	102,842,866	99,241,161
INDEPENDENCE LIFE & ANN CO	DE	3,028,041,847	182,815,588	3,590,756	(393,127)	2,268,555
INDIVIDUAL ASSUR CO LIFE HLTH & ACC	OK	26,210,982	9,296,282	1,162,584	5,339,356	2,731,600

Summary of Financial Condition as of December 31, 2016 **LIFE AND DISABILITY INSURERS (continued)**

Company Name	State of Domicile	Admitted Assets	Capital & Surplus	Net Gain From Operations	Premium/Annuity Considerations	Incurred Benefits
INDUSTRIAL ALLIANCE INS & FIN SERV I	TX	220,652,672	43,046,393	(2,338,945)	70,319,747	42,427,645
INTEGRITY LIFE INS CO	OH	7,999,573,399	808,318,188	90,325,709	1,201,816,403	1,324,266,997
INVESTORS LIFE INS CO N AMER	TX	614,817,905	54,866,957	511,445	(133,937)	19,935,411
JACKSON NATL LIFE INS CO	MI	204,781,178,712	4,918,867,814	2,092,307,672	18,631,372,369	14,275,816,455
JEFFERSON NATL LIFE INS CO	TX	4,610,567,423	39,031,584	1,729,145	713,521,470	412,873,563
JOHN ALDEN LIFE INS CO	WI	227,574,931	15,587,734	1,815,281	12,680,613	(3,167,812)
JOHN HANCOCK LIFE & HLTH INS CO	MA	11,875,204,106	723,557,171	91,428,296	351,904,403	52,415,191
JOHN HANCOCK LIFE INS CO USA	MI	229,892,290,373	6,153,742,444	962,318,437	13,226,552,040	14,573,705,701
KANAWHA INS CO	SC	2,342,977,664	146,964,325	(523,381,609)	193,825,053	917,588,455
KANSAS CITY LIFE INS CO	MO	3,359,087,772	323,303,623	11,456,738	287,574,594	371,082,872
LAFAYETTE LIFE INS CO	OH	4,911,434,820	288,655,357	9,892,817	569,531,426	602,375,020
LANDCAR LIFE INS CO	UT	21,966,814	15,679,784	982,699	(39,647)	(1,085,207)
LANDMARK LIFE INS CO	TX	46,419,442	4,006,086	490,425	6,662,217	5,220,319
LIBERTY BANKERS LIFE INS CO	OK	1,547,600,575	204,859,075	6,047,990	280,640,615	293,643,520
LIBERTY LIFE ASSUR CO OF BOSTON	NH	17,479,290,194	1,160,960,334	(2,726,436)	2,714,543,005	2,917,120,403
LIBERTY NATL LIFE INS CO	NE	7,820,780,349	573,672,021	131,594,025	761,855,555	610,163,970
LIFE INS CO OF N AMER	PA	8,604,445,127	1,477,757,276	87,990,093	3,751,319,190	3,152,560,344
LIFE INS CO OF THE SOUTHWEST	TX	16,805,443,841	1,067,881,462	184,627,817	1,261,379,763	1,403,351,043
LIFE OF THE SOUTH INS CO	GA	103,382,496	20,361,973	1,486,105	63,081,226	19,310,870
LIFECARE ASSUR CO	AZ	2,282,456,915	102,358,217	5,450,318	233,341,502	281,193,034
LIFEMAP ASSUR CO	OR	83,959,093	38,384,442	(645,908)	81,002,864	52,190,943
LIFESECURE INS CO	MI	309,154,669	32,504,474	(519,865)	61,936,465	41,328,174
LIFESHIELD NATL INS CO	OK	69,761,583	24,492,462	1,196,159	24,377,544	12,393,613
LIFEWISE ASSUR CO	WA	142,723,437	108,062,887	11,667,983	118,328,952	88,537,318
LINCOLN BENEFIT LIFE CO	NE	11,517,599,186	559,534,659	64,176,951	102,085,169	226,171,407
LINCOLN HERITAGE LIFE INS CO	IL	935,388,416	111,480,015	1,763,295	319,162,035	194,219,254
LINCOLN LIFE & ANN CO OF NY	NY	13,729,788,477	1,207,350,647	395,233,847	(720,821,982)	(1,030,794,672)
LINCOLN NATL LIFE INS CO	IN	221,258,928,365	7,472,979,062	879,315,850	17,172,036,004	21,478,720,457
LOMBARD INTL LIFE ASSUR CO	PA	5,912,319,981	26,388,704	(5,973,480)	555,748,881	258,930,455

Summary of Financial Condition as of December 31, 2016 **LIFE AND DISABILITY INSURERS (continued)**

Company Name	State of Domicile	Admitted Assets	Capital & Surplus	Net Gain From Operations	Premium/Annuity Considerations	Incurred Benefits
LONDON LIFE REINS CO	PA	289,306,204	58,538,789	2,331,640	1,525,015	649,951
LONGEVITY INS CO	TX	7,809,814	7,809,578	(159,177)	-	-
LOYAL AMER LIFE INS CO	OH	272,856,422	86,273,794	15,578,706	281,738,475	191,594,999
MADISON NATL LIFE INS CO INC	WI	329,743,532	178,978,496	11,122,769	86,930,928	43,620,937
MANHATTAN LIFE INS CO	NY	543,131,707	51,076,687	14,116,361	125,606,097	130,940,929
MANHATTAN NATL LIFE INS CO	OH	166,415,455	11,567,304	(300,511)	2,248,110	2,951,808
MAPFRE LIFE INS CO	DE	21,581,212	18,137,253	(1,031,521)	1,028,967	676,282
MASSACHUSETTS MUT LIFE INS CO	MA	223,670,465,625	15,423,489,956	194,528,862	21,408,422,772	27,734,774,994
MEDAMERICA INS CO	PA	939,155,892	31,708,815	(1,143,877)	64,618,775	96,241,049
MEDICO CORP LIFE INS CO	NE	53,706,213	21,773,094	415,253	-	-
MEDICO INS CO	NE	87,268,815	38,752,891	1,601,857	626,252	822,446
MEDICO LIFE & HLTH INS CO	IA	15,165,149	14,701,920	1,022,055	-	-
MEMBERS LIFE INS CO	IA	73,915,859	23,205,430	531,021	(20,711)	551
MERIT LIFE INS CO	IN	559,261,444	133,368,940	16,351,266	127,362,430	62,968,359
METLIFE INS CO USA	DE	170,909,597,066	4,374,450,154	2,665,633,193	8,528,543,758	13,686,159,100
METROPOLITAN LIFE INS CO	NY	396,366,830,418	11,194,819,611	2,723,569,660	24,891,230,473	26,176,111,477
METROPOLITAN TOWER LIFE INS CO	DE	4,403,664,879	668,656,383	33,737,172	19,409,748	152,114,092
MID WEST NATL LIFE INS CO OF TN	TX	86,085,721	17,118,535	10,928,769	8,825,862	(11,223,982)
MIDLAND NATL LIFE INS CO	IA	51,098,305,638	3,099,124,541	512,412,353	4,954,402,429	7,119,226,644
MIDWESTERN UNITED LIFE INS CO	IN	234,433,119	131,378,537	3,690,215	3,136,798	5,671,771
MINNESOTA LIFE INS CO	MN	40,438,053,170	2,971,601,883	150,246,232	6,239,200,558	5,692,957,752
MMML BAY STATE LIFE INS CO	CT	4,814,287,017	288,294,439	20,234,783	(105,853,696)	96,629,643
MONY LIFE INS CO	NY	7,386,893,667	464,988,278	60,079,060	239,817,427	398,978,526
MONY LIFE INS CO OF AMER	AZ	3,155,552,671	318,572,127	(9,291,574)	457,913,878	289,060,728
MUNICH AMER REASSUR CO	GA	7,663,885,484	670,240,422	(102,622,588)	865,036,774	985,220,257
MUTUAL OF AMER LIFE INS CO	NY	19,041,784,266	993,421,591	28,224,919	2,263,872,431	2,380,565,954
MUTUAL OF OMAHA INS CO	NE	7,278,931,188	3,048,284,547	106,928,264	2,726,457,917	2,083,394,161
MUTUAL TRUST LIFE INS CO A PAN AMER	IL	1,959,783,299	144,813,550	4,639,827	159,673,701	182,805,131
NATIONAL BENEFIT LIFE INS CO	NY	513,917,789	164,315,762	15,783,251	73,984,613	41,367,333
NATIONAL FARMERS UNION LIFE INS CO	TX	203,210,314	42,475,050	3,542,251	7,057,668	12,097,652
NATIONAL GUARDIAN LIFE INS CO	WI	3,657,858,820	293,265,478	18,108,818	553,036,153	529,461,012

Summary of Financial Condition as of December 31, 2016 **LIFE AND DISABILITY INSURERS (continued)**

Company Name	State of Domicile	Admitted Assets	Capital & Surplus	Net Gain From Operations	Premium/Annuity Considerations	Incurred Benefits
NATIONAL HLTH INS CO	TX	25,852,588	12,048,256	2,957,091	7,623,018	999,509
NATIONAL LIFE INS CO	VT	9,276,886,619	1,925,227,544	(37,305,890)	331,101,081	382,463,915
NATIONAL TEACHERS ASSOC LIFE INS CO	TX	510,506,381	102,430,535	10,780,698	129,221,121	74,792,784
NATIONAL WESTERN LIFE INS CO	CO	10,820,603,102	1,251,361,366	85,960,104	980,216,170	1,162,998,174
NATIONWIDE LIFE & ANN INS CO	OH	14,466,198,988	968,248,010	(230,438,542)	3,563,663,875	3,336,466,028
NATIONWIDE LIFE INS CO	OH	133,344,875,355	5,208,442,181	1,028,772,219	9,868,055,507	12,920,163,207
NATL FOUNDATION LIFE INS CO	TX	33,805,397	19,949,796	5,399,042	40,106,640	24,789,484
NEW ENGLAND LIFE INS CO	MA	9,801,684,516	454,832,584	106,278,151	187,926,557	482,486,819
NEW YORK LIFE INS & ANN CORP	DE	141,352,943,548	8,724,514,865	889,956,327	12,732,145,024	14,382,016,607
NEW YORK LIFE INS CO	NY	170,761,834,718	20,107,561,106	606,697,905	15,440,136,977	15,250,545,545
NIPPON LIFE INS CO OF AMER	IA	212,259,256	139,556,476	585,946	285,664,555	225,890,630
NORTH AMER CO LIFE & HLTH INS	IA	22,182,254,911	1,410,097,162	116,571,277	2,992,974,399	3,499,869,214
NORTH CAROLINA MUT LIFE INS CO	NC	33,948,862	6,864,197	(451,659)	14,839,667	12,901,689
NORTHWESTERN LONG TERM CARE INS CO	WI	172,726,124	82,226,973	2,588,900	160,022	260,763
NORTHWESTERN MUT LIFE INS CO	WI	250,507,191,101	20,229,584,206	1,025,621,779	17,660,628,276	19,082,429,258
NYLIFE INS CO OF AZ	AZ	182,925,507	103,932,924	12,368,012	18,496,973	(1,073,581)
OCCIDENTAL LIFE INS CO OF NC	TX	254,588,767	28,565,891	1,324,946	36,331,527	30,421,017
OHIO NATL LIFE ASSUR CORP	OH	3,956,973,955	277,950,678	17,464,756	253,398,317	327,850,282
OHIO NATL LIFE INS CO	OH	29,061,741,064	1,082,090,604	60,776,587	2,180,838,018	2,565,432,119
OHIO STATE LIFE INS CO	TX	13,414,318	10,593,795	(39,709)	-	-
OLD AMER INS CO	MO	258,567,235	26,314,193	(534,530)	81,750,760	52,164,959
OLD REPUBLIC LIFE INS CO	IL	124,957,804	31,428,415	2,385,586	19,420,844	13,116,153
OLD UNITED LIFE INS CO	AZ	81,609,239	43,851,858	1,886,543	7,864,852	817,820
OMAHA HLTH INS CO	IL	17,085,943	16,723,073	140,928	-	-
OPTUM INS OF OH INC	OH	87,073,300	40,424,523	7,329,370	-	-
OXFORD LIFE INS CO	AZ	1,684,348,203	189,278,825	18,110,111	314,702,545	334,024,736
PACIFIC GUARDIAN LIFE INS CO LTD	HI	543,096,430	107,081,731	5,234,086	74,271,243	65,849,349
PACIFIC LIFE & ANN CO	AZ	6,582,775,677	539,430,292	52,757,655	463,537,924	592,804,170
PACIFIC LIFE INS CO	NE	118,628,447,191	8,548,420,265	803,290,445	8,300,487,952	11,424,788,301
PACIFICARE LIFE & HLTH INS CO	IN	189,203,330	180,836,839	3,241,521	14,261,367	10,060,470
PAN AMER ASSUR CO	LA	24,406,865	18,257,136	617,822	32,035	36,973

Summary of Financial Condition as of December 31, 2016 **LIFE AND DISABILITY INSURERS (continued)**

Company Name	State of Domicile	Admitted Assets	Capital & Surplus	Net Gain From Operations	Premium/Annuity Considerations	Incurred Benefits
PAN AMER LIFE INS CO	LA	1,260,900,689	244,560,638	21,566,602	226,506,437	161,832,083
PARK AVENUE LIFE INS CO	DE	267,600,501	63,330,025	5,665,724	2,160,673	6,002,814
PARKER CENTENNIAL ASSUR CO	WI	90,785,865	46,484,427	1,732,110	1,122,934	2,657,396
PAUL REVERE LIFE INS CO	MA	3,790,415,273	251,396,331	69,767,820	95,159,992	(98,211,274)
PAVONIA LIFE INS CO OF MI	MI	1,057,409,955	63,193,964	2,200,629	64,616,491	91,026,970
PENN INS & ANN CO	DE	4,371,818,710	393,919,436	(4,033,622)	427,335,171	481,481,656
PENN MUT LIFE INS CO	PA	19,105,796,954	1,740,616,030	73,418,633	1,260,808,606	1,922,612,178
PHARMACISTS LIFE INS CO	IA	101,558,461	7,305,242	6,384	5,389,186	8,165,258
PHILADELPHIA AMER LIFE INS CO	TX	263,269,024	34,218,350	1,946,041	141,075,035	114,588,635
PHIL VARIABLE INS CO	CT	6,386,821,705	166,732,940	(54,340,603)	(1,057,766,639)	858,463,751
PHOENIX LIFE & ANN CO	CT	31,841,275	10,888,849	32,481	(192,310)	106,642
PHOENIX LIFE INS CO	NY	12,450,786,168	393,167,741	60,533,018	299,735,090	588,253,896
PHYSICIANS LIFE INS CO	NE	1,596,430,967	150,779,382	13,605,940	296,521,342	269,878,112
PHYSICIANS MUT INS CO	NE	2,208,570,092	919,165,915	26,558,171	454,477,031	362,343,121
PIONEER AMER INS CO	TX	55,143,139	11,631,982	(2,317,563)	18,935,894	8,935,108
PIONEER MUT LIFE INS CO	ND	517,255,353	46,459,297	(1,439,036)	23,482,697	41,508,027
PIONEER SECURITY LIFE INS CO	TX	82,928,858	55,220,971	23,779,965	14,530,974	6,094,910
PRIMERICA LIFE INS CO	MA	1,431,574,628	572,748,492	392,383,957	250,101,240	75,758,764
PRINCIPAL LIFE INS CO	IA	171,337,717,794	4,643,790,731	1,143,296,588	7,808,453,720	8,118,365,652
PRINCIPAL NATL LIFE INS CO	IA	239,847,686	127,875,862	(4,413,982)	6,579	892
PROFESSIONAL INS CO	TX	110,001,392	41,955,289	4,708,176	24,474,724	16,156,111
PROTECTIVE LIFE INS CO	TN	44,644,937,893	4,236,899,677	(235,297,997)	2,378,757,710	3,293,905,969
PROVIDENT AMER LIFE & HLTH INS CO	OH	19,485,163	18,066,957	1,753,945	8,696,857	5,945,780
PROVIDENT LIFE & ACCIDENT INS CO	TN	8,272,593,093	728,167,348	199,180,534	840,772,374	396,033,127
PROVIDENT LIFE & CAS INS CO	TN	753,232,419	141,709,384	14,039,993	90,296,918	77,765,245
PRUCO LIFE INS CO	AZ	111,524,057,216	1,250,086,796	438,575,979	(821,404,490)	(1,020,881,747)
PRUDENTIAL ANN LIFE ASSUR CORP	AZ	58,775,749,272	5,718,153,460	(159,084,418)	15,511,697,139	16,816,710,226
PRUDENTIAL INS CO OF AMER	NJ	260,294,334,274	11,173,695,917	5,720,008,964	25,550,197,156	29,286,468,460
PRUDENTIAL RETIREMENT INS & ANN CO	CT	71,587,950,909	1,020,490,361	207,359,522	862,412,997	1,457,135,664
PURITAN LIFE INS CO OF AMER	TX	42,209,790	11,675,463	(415,684)	2,624,094	3,276,117
PYRAMID LIFE INS CO	KS	76,841,687	14,771,199	(866,734)	17,971,938	13,666,510
RELIABLE LIFE INS CO	MO	20,990,037	11,391,771	639,230	-	-
RELIANCE STANDARD LIFE INS CO	IL	10,889,433,720	1,066,091,063	233,113,773	1,801,139,616	1,672,590,807
RELIASTAR LIFE INS CO	MN	19,828,482,342	1,662,036,406	(440,096,285)	777,121,496	1,232,036,037
RELIASTAR LIFE INS CO OF NY	NY	2,978,004,215	313,253,323	25,263,054	152,042,652	308,656,145
RESERVE NATL INS CO	OK	126,855,475	40,215,185	(1,986,031)	143,583,980	84,938,359

Summary of Financial Condition as of December 31, 2016 **LIFE AND DISABILITY INSURERS (continued)**

Company Name	State of Domicile	Admitted Assets	Capital & Surplus	Net Gain From Operations	Premium/Annuity Considerations	Incurred Benefits
PAN AMER LIFE INS CO	LA	1,260,900,689	244,560,638	21,566,602	226,506,437	161,832,083
PARK AVENUE LIFE INS CO	DE	267,600,501	63,330,025	5,665,724	2,160,673	6,002,814
PARKER CENTENNIAL ASSUR CO	WI	90,785,865	46,484,427	1,732,110	1,122,934	2,657,396
PAUL REVERE LIFE INS CO	MA	3,790,415,273	251,396,331	69,767,820	95,159,992	(98,211,274)
PAVONIA LIFE INS CO OF MI	MI	1,057,409,955	63,193,964	2,200,629	64,616,491	91,026,970
PENN INS & ANN CO	DE	4,371,818,710	393,919,436	(4,033,622)	427,335,171	481,481,656
PENN MUT LIFE INS CO	PA	19,105,796,954	1,740,616,030	73,418,633	1,260,808,606	1,922,612,178
PHARMACISTS LIFE INS CO	IA	101,558,461	7,305,242	6,384	5,389,186	8,165,258
PHILADELPHIA AMER LIFE INS CO	TX	263,269,024	34,218,350	1,946,041	141,075,035	114,588,635
PHIL VARIABLE INS CO	CT	6,386,821,705	166,732,940	(54,340,603)	(1,057,766,639)	858,463,751
PHOENIX LIFE & ANN CO	CT	31,841,275	10,888,849	32,481	(192,310)	106,642
PHOENIX LIFE INS CO	NY	12,450,786,168	393,167,741	60,533,018	299,735,090	588,253,896
PHYSICIANS LIFE INS CO	NE	1,596,430,967	150,779,382	13,605,940	296,521,342	269,878,112
PHYSICIANS MUT INS CO	NE	2,208,570,092	919,165,915	26,558,171	454,477,031	362,343,121
PIONEER AMER INS CO	TX	55,143,139	11,631,982	(2,317,563)	18,935,894	8,935,108
PIONEER MUT LIFE INS CO	ND	517,255,353	46,459,297	(1,439,036)	23,482,697	41,508,027
PIONEER SECURITY LIFE INS CO	TX	82,928,858	55,220,971	23,779,965	14,530,974	6,094,910
PRIMERICA LIFE INS CO	MA	1,431,574,628	572,748,492	392,383,957	250,101,240	75,758,764
PRINCIPAL LIFE INS CO	IA	171,337,717,794	4,643,790,731	1,143,296,588	7,808,453,720	8,118,365,652
PRINCIPAL NATL LIFE INS CO	IA	239,847,686	127,875,862	(4,413,982)	6,579	892
PROFESSIONAL INS CO	TX	110,001,392	41,955,289	4,708,176	24,474,724	16,156,111
PROTECTIVE LIFE INS CO	TN	44,644,937,893	4,236,899,677	(235,297,997)	2,378,757,710	3,293,905,969
PROVIDENT AMER LIFE & HLTH INS CO	OH	19,485,163	18,066,957	1,753,945	8,696,857	5,945,780
PROVIDENT LIFE & ACCIDENT INS CO	TN	8,272,593,093	728,167,348	199,180,534	840,772,374	396,033,127
PROVIDENT LIFE & CAS INS CO	TN	753,232,419	141,709,384	14,039,993	90,296,918	77,765,245
PRUCO LIFE INS CO	AZ	111,524,057,216	1,250,086,796	438,575,979	(821,404,490)	(1,020,881,747)
PRUDENTIAL ANN LIFE ASSUR CORP	AZ	58,775,749,272	5,718,153,460	(159,084,418)	15,511,697,139	16,816,710,226
PRUDENTIAL INS CO OF AMER	NJ	260,294,334,274	11,173,695,917	5,720,008,964	25,550,197,156	29,286,468,460
PRUDENTIAL RETIREMENT INS & ANN CO	CT	71,587,950,909	1,020,490,361	207,359,522	862,412,997	1,457,135,664
PURITAN LIFE INS CO OF AMER	TX	42,209,790	11,675,463	(415,684)	2,624,094	3,276,117
PYRAMID LIFE INS CO	KS	76,841,687	14,771,199	(866,734)	17,971,938	13,666,510
RELIABLE LIFE INS CO	MO	20,990,037	11,391,771	639,230	-	-
RELIANCE STANDARD LIFE INS CO	IL	10,889,433,720	1,066,091,063	233,113,773	1,801,139,616	1,672,590,807
RELIANTAR LIFE INS CO	MN	19,828,482,342	1,662,036,406	(440,096,285)	777,121,496	1,232,036,037
RELIANTAR LIFE INS CO OF NY	NY	2,978,004,215	313,253,323	25,263,054	152,042,652	308,656,145
RESERVE NATL INS CO	OK	126,855,475	40,215,185	(1,986,031)	143,583,980	84,938,359

Summary of Financial Condition as of December 31, 2016
LIFE AND DISABILITY INSURERS (continued)

Company Name	State of Domicile	Admitted Assets	Capital & Surplus	Net Gain From Operations	Premium/Annuity Considerations	Incurred Benefits
RESOURCE LIFE INS CO	IL	7,023,790	6,674,341	129,614	-	-
RGA REINS CO	MO	25,432,771,662	1,521,643,767	163,882,055	2,636,088,010	3,163,216,651
RIVERSOURCE LIFE INS CO	MN	100,920,660,742	2,971,180,698	834,024,207	5,630,831,455	8,562,863,977
S USA LIFE INS CO INC	AZ	13,102,299	7,533,119	(549,310)	978,147	1,141,121
SAGICOR LIFE INS CO	TX	1,086,409,525	72,250,054	(18,730,890)	73,942,274	108,739,948
SCOR GLOBAL LIFE AMER REINS CO	DE	1,327,603,409	204,060,891	7,578,649	114,007,402	110,252,817
SCOR GLOBAL LIFE RE INS CO OF DE	DE	470,462,796	101,042,927	29,361,937	79,413,424	56,898,616
SCOR GLOBAL LIFE USA REINS CO	DE	767,759,930	333,028,732	3,131,790	167,346,641	127,309,713
SECURIAN LIFE INS CO	MN	577,115,340	260,252,482	57,581	175,731,348	155,295,390
SECURITAS FINANCIAL LIFE INS CO	NC	5,847,633	5,746,458	32,937	-	-
SECURITY BENEFIT LIFE INS CO	KS	29,812,875,847	1,561,667,523	(92,609,444)	3,665,498,482	4,743,414,791
SECURITY LIFE OF DENVER INS CO	CO	13,294,842,007	897,140,125	73,553,516	534,775,847	720,524,735
SECURITY MUT LIFE INS CO OF NY	NY	2,722,394,387	162,737,017	7,993,660	187,643,185	203,507,518
SECURITY NATL LIFE INS CO	UT	567,108,091	36,789,358	3,131,421	74,504,596	59,603,672
SENIOR HLTH INS CO OF PA	PA	2,744,535,287	28,023,187	(22,338,965)	(1,152,982,315)	(1,030,616,480)
SENIOR LIFE INS CO	GA	50,930,796	8,321,295	(1,700,198)	19,014,888	11,059,284
SENTINEL SECURITY LIFE INS CO	UT	617,141,221	40,152,682	2,392,912	21,236,334	16,995,929
SENTRY LIFE INS CO	WI	6,092,874,171	262,971,763	22,823,334	695,900,750	668,734,392
SETTLERS LIFE INS CO	WI	401,842,888	42,079,616	2,783,379	51,830,309	44,983,557
SHELTERPOINT INS CO	FL	8,573,444	8,114,976	(609,847)	-	-
STANDARD INS CO	OR	21,792,138,976	1,040,371,338	172,868,477	4,075,796,389	4,347,092,551
STANDARD LIFE & ACCIDENT INS CO	TX	518,825,685	287,087,288	11,420,434	95,097,439	70,329,374
STANDARD SECURITY LIFE INS CO OF NY	NY	154,942,871	70,620,090	11,287,409	84,739,646	45,556,462
STARMOUNT LIFE INS CO	LA	76,213,202	32,250,348	1,023,031	144,288,763	98,401,233
STATE FARM HLTH INS CO	IL	8,376,621	8,338,923	(11,797)	-	-
STATE FARM LIFE INS CO	IL	70,061,341,448	10,177,269,825	522,141,518	5,418,677,914	5,724,356,659
STATE LIFE INS CO	IN	6,754,114,809	459,817,723	20,370,060	788,371,503	893,174,726
STATE MUT INS CO	GA	279,385,127	26,081,518	(3,937,897)	22,781,772	16,525,306
STERLING INVESTORS LIFE INS CO	IN	32,015,344	9,994,310	(1,485,309)	17,208,208	15,515,838

Summary of Financial Condition as of December 31, 2016
LIFE AND DISABILITY INSURERS (continued)

Company Name	State of Domicile	Admitted Assets	Capital & Surplus	Net Gain From Operations	Premium/Annuity Considerations	Incurred Benefits
STERLING LIFE INS CO	IL	46,870,548	24,357,874	5,793,146	76,508,665	55,809,992
SUN LIFE & HLTH INS CO	MI	485,310,973	198,500,523	(44,754,298)	248,107,118	208,310,067
SUNSET LIFE INS CO OF AMER	MO	329,105,863	32,357,341	2,974,409	6,920,458	14,544,174
SURETY LIFE INS CO	NE	19,738,471	18,982,391	(2,690,147)	-	-
SWISS RE LIFE & HLTH AMER INC	MO	14,226,812,058	1,380,877,718	4,518,722	2,289,723,630	2,295,498,957
SYMETRA LIFE INS CO	IA	34,289,243,454	2,082,383,954	53,617,978	4,421,768,855	5,079,522,096
SYMETRA NATL LIFE INS CO	IA	17,134,704	10,660,277	246,513	212,263	248,771
TEACHERS INS & ANN ASSOC OF AMER	NY	282,442,385,515	35,583,089,407	1,650,464,939	15,184,107,546	21,643,619,816
TEXAS LIFE INS CO	TX	1,104,949,199	79,652,656	33,850,050	238,475,414	157,566,955
THE SAVINGS BANK LIFE INS CO OF MA	MA	3,016,369,640	225,617,966	26,008,202	158,621,346	179,681,866
THRIVENT LIFE INS CO	MN	3,615,270,003	156,386,262	7,108,782	153,956,484	383,386,155
TIAA CREF LIFE INS CO	NY	11,882,470,648	409,673,730	2,877,311	692,252,295	592,047,448
TIME INS CO	WI	219,768,862	91,027,449	17,771,370	18,235,923	(100,708,456)
TOWN & COUNTRY LIFE INS CO	UT	7,177,116	4,246,915	311,614	4,545,312	3,208,288
TRANS WORLD ASSUR CO	CA	354,355,013	86,962,204	1,615,770	10,661,503	14,460,136
TRANSAMERICA ADVISORS LIFE INS CO	AR	8,309,562,668	696,043,035	142,821,718	9,295,702	669,052,666
TRANSAMERICA FINANCIAL LIFE INS CO	NY	32,318,394,920	1,092,304,426	260,556,206	5,768,804,407	6,008,654,328
TRANSAMERICA LIFE INS CO	IA	131,790,026,865	5,234,755,738	779,799,336	13,943,320,275	14,499,100,072
TRANSAMERICA PREMIER LIFE INS CO	IA	41,515,551,779	1,677,677,235	350,269,838	3,298,029,633	3,129,555,149
TRUSTMARK INS CO	IL	1,460,155,869	294,751,245	17,504,950	322,033,104	180,837,886
TRUSTMARK LIFE INS CO	IL	308,648,214	162,727,534	14,951,385	137,425,292	108,315,751
UBS LIFE INS CO USA	CA	40,992,604	40,001,748	219,102	8,305	13,625,553
UNICARE LIFE & HLTH INS CO	IN	305,984,845	88,064,821	28,654,059	275,236,066	252,798,573
UNIFIED LIFE INS CO	TX	219,032,669	25,858,670	2,077,782	60,420,666	46,354,437
UNIMERICA INS CO	WI	476,392,240	154,738,461	21,101,857	876,959,097	804,737,223
UNION FIDELITY LIFE INS CO	KS	19,644,463,183	765,838,953	(63,721,513)	266,432,672	1,752,277,185
UNION LABOR LIFE INS CO	MD	3,354,734,395	89,163,482	7,023,574	124,212,862	59,189,089
UNION SECURITY INS CO	KS	2,690,261,472	158,527,594	520,323,430	(1,468,939,100)	(1,236,490,837)
UNITED AMER INS CO	NE	1,563,266,556	157,704,706	36,980,404	706,019,333	507,780,643
UNITED BENEFIT LIFE INS CO	OH	2,992,908	2,945,947	(25,011)	-	-
UNITED FIDELITY LIFE INS CO	TX	766,507,408	473,418,867	31,862,779	6,974,133	12,863,001

Summary of Financial Condition as of December 31, 2016 **LIFE AND DISABILITY INSURERS (continued)**

Company Name	State of Domicile	Admitted Assets	Capital & Surplus	Net Gain From Operations	Premium/Annuity Considerations	Incurred Benefits
UNITED HERITAGE LIFE INS CO	ID	559,098,146	61,960,373	4,822,832	70,456,745	71,173,024
UNITED HOME LIFE INS CO	IN	88,215,778	20,075,712	754,192	20,191,272	10,501,864
UNITED INS CO OF AMER	IL	3,775,972,788	407,414,345	36,688,110	359,867,700	297,171,197
UNITED LIFE INS CO	IA	1,524,559,458	139,805,842	(2,732,543)	135,549,682	172,533,613
UNITED NATL LIFE INS CO OF AMER	IL	23,822,265	5,006,300	745,694	18,637,446	8,954,098
UNITED OF OMAHA LIFE INS CO	NE	20,698,229,461	1,429,512,571	9,079,002	3,691,965,760	3,205,462,028
UNITED SECURITY ASSUR CO OF PA	PA	20,590,998	11,233,029	(13,120,166)	12,377,137	9,296,913
UNITED STATES LIFE INS CO IN THE CIT	NY	28,609,893,132	1,836,968,739	140,011,810	1,742,881,454	2,630,850,737
UNITED WORLD LIFE INS CO	NE	119,805,752	51,412,262	4,848,824	1,346,193	(265,671)
UNITEDHEALTHCARE INS CO	CT	17,922,647,014	5,250,446,730	1,911,472,886	44,379,154,081	35,046,441,712
UNITEDHEALTHCARE LIFE INS CO	WI	508,126,710	167,504,565	(8,984,901)	960,768,871	858,024,045
UNITY FINANCIAL LIFE INS CO	OH	227,033,957	13,302,240	1,095,159	46,074,785	42,552,280
UNIVERSAL GUAR LIFE INS CO	OH	337,732,412	45,167,092	3,155,943	6,422,355	15,311,817
UNUM INS CO	ME	59,484,460	44,998,748	1,868,465	-	381,182
UNUM LIFE INS CO OF AMER	ME	21,077,758,126	1,686,516,956	360,258,588	3,348,041,244	1,715,544,361
US BR GREAT WEST LIFE ASSUR CO	MI	77,029,751	22,558,332	2,107,215	2,702,979	2,949,792
US BR SUN LIFE ASSUR CO OF CANADA	MI	19,562,812,546	1,019,043,885	(648,423,750)	3,803,204,121	3,156,606,650
US BUSINESS OF CANADA LIFE ASSUR CO	MI	4,567,189,494	156,952,873	12,690,173	211,057,838	175,376,560
US FINANCIAL LIFE INS CO	OH	599,156,037	108,797,032	14,542,494	38,788,946	55,247,238
USAA LIFE INS CO	TX	24,028,816,764	2,362,442,542	261,220,778	1,622,154,088	2,340,112,903
USABLE LIFE	AR	498,200,972	241,630,334	23,039,313	587,813,276	401,837,183
VANTIS LIFE INS CO	CT	255,377,677	54,378,450	(15,131,917)	52,855,239	49,348,542
VARIABLE ANN LIFE INS CO	TX	76,674,792,671	2,387,824,346	641,063,220	4,608,196,070	7,497,661,298
VOYA INS & ANN CO	IA	60,761,895,419	1,906,214,271	750,050,876	2,098,098,165	6,711,296,087
VOYA RETIREMENT INS & ANN CO	CT	93,159,736,743	1,959,323,040	265,911,167	12,396,175,569	13,877,122,777
WASHINGTON NATL INS CO	IN	5,397,646,217	431,143,860	(52,162,391)	663,059,100	982,004,863
WEST COAST LIFE INS CO	NE	5,158,402,161	448,378,727	90,221,888	(460,706)	104,093,579
WESTERN & SOUTHERN LIFE INS CO	OH	10,107,674,362	4,815,530,109	51,909,448	253,741,872	399,530,676
WESTERN SOUTHERN LIFE ASSUR CO	OH	12,350,056,775	1,092,838,077	87,548,779	612,120,520	856,006,668
WESTERN UNITED LIFE ASSUR CO	WA	1,157,780,056	74,704,678	8,669,295	148,488,409	173,690,098
WILCAC LIFE INS CO	IL	2,315,205,223	145,969,542	11,773,470	132,758	170,489,735

Summary of Financial Condition as of December 31, 2016

LIFE AND DISABILITY INSURERS (continued)

Company Name	State of Domicile	Admitted Assets	Capital & Surplus	Net Gain From Operations	Premium/Annuity Considerations	Incurred Benefits
WILCO LIFE INS CO	IN	3,197,405,331	156,888,995	12,781,923	98,979,132	232,143,718
WILLIAM PENN LIFE INS CO OF NY	NY	1,169,567,176	144,265,335	(210,485,789)	(294,085,634)	278,869,973
WILTON REASSUR CO	MIN	2,866,569,270	674,173,941	23,775,763	183,792,955	310,731,273
WILTON REASSUR LIFE CO OF NY	NY	905,141,578	96,257,825	6,004,916	18,210,233	47,887,002
ZALE LIFE INS CO	AZ	11,752,088	9,702,049	(1,094)	17,142	261,206
ZURICH AMER LIFE INS CO	IL	12,330,200,424	124,350,954	(22,098,993)	(31,034,270)	326,910,639

Summary of Financial Condition as of December 31, 2016

PROPERTY AND CASUALTY INSURERS									
Company Name	State of Domicile	Admitted Assets	Capital & Surplus	Net Income	Net Premiums Written	Net Losses and LAE	Other Expenses	Net Loss and LAE Ratio	Net Other Expense Ratio
21ST CENTURY ASSUR CO	DE	70287799	69753727	603346	0	78529	0	0	0
21ST CENTURY CAS CO	CA	12438140	12375685	61540	0	9816	0	0	0
21ST CENTURY CENTENNIAL INS CO	PA	593045882	588857714	5217826	0	785285	0	0	0
21ST CENTURY IND INS CO	PA	67946445	67517719	1695287	0	78529	0	0	0
21ST CENTURY INS CO	CA	944964921	934867623	31252552	0	785284	0	0	0
21ST CENTURY INS CO OF THE SW	TX	6428574	6428574	978431	0	0	0	0	0
21ST CENTURY N AMER INS CO	NY	584934483	563594787	4926343	0	975991	0	0	0
21ST CENTURY PREMIER INS CO	PA	285155716	283011069	4548145	0	392642	0	0	0
21ST CENTURY SECURITY INS CO	PA	199667796	197560452	1718006	0	314113	0	0	0
ACA FIN GUAR CORP	MD	309357530	42106734	848705	62272	39268322	8671902	172.629	38.123
ACADIA INS CO	NH	159980291	52323001	645289	0	0	0	0	0
ACCEPTANCE CAS INS CO	NE	112449821	55671682	654840	48361899	29909822	14062653	64.25	30.208
ACCIDENT FUND GEN INS CO	MI	272125115	69876413	4512003	48366886	28878735	10307974	62.947	22.468
ACCIDENT FUND INS CO OF AMER	MI	3114132876	897371002	93494793	925016689	552429069	198878752	62.961	22.666
ACCIDENT FUND NATL INS CO	MI	283481379	80837007	10391758	72550329	43318101	12824095	62.947	18.635
ACCREDITED SURETY & CAS CO INC	FL	46001527	23070644	834872	9713989	5226	7904241	0.057	85.962
ACE AMER INS CO	PA	13035791582	2812366327	180923031	1848616605	1392966368	313715231	76.514	17.232
ACE FIRE UNDERWRITERS INS CO	PA	114294201	76878728	1947302	9997525	7529540	1695761	76.513	17.232
ACE PROP & CAS INS CO	PA	8192211568	2157582623	181247386	1748691369	1317669640	296757812	76.513	17.232
ACIG INS CO	IL	460352638	133740727	7244949	69614391	35790003	28514150	55.827	44.478
ACSTAR INS CO	IL	58543280	27121047	2210570	1119348	-228845	1136240	-20.464	101.608
ACUTY A MUT INS CO	WI	3621327936	1606643678	145790516	1316281763	790054430	398533751	61.275	30.909
ADM INS CO	AZ	638060879	23873914	673723	0	0	2976811	0	0
ADMIRAL IND CO	DE	57708133	41672991	940755	0	0	0	0	0
ADVANTAGE WORKERS COMP INS CO	IN	491477936	210607383	3511715	70606545	45288178	17733773	71.531	28.01
AEGIS SECURITY INS CO	PA	127437630	55540065	-1389617	75727341	34057027	37471134	49.054	53.972
AETNA INS CO OF CT	CT	16103951	15645868	313279	0	-29101	102595	0	0
AFFILIATED FMI INS CO	RI	2992883000	1618651765	83416741	423646666	239891559	113332230	56.919	26.891
AGCS MARINE INS CO	IL	326584046	188176840	4914267	0	0	0	0	0
AGRI GEN INS CO	IA	120543907	111478157	1586646	0	2602056	-2126312	0	0
AIG ASSUR CO	IL	34446201	33131010	594048	0	0	0	0	0
AIG PROP CAS CO	PA	4179989808	951693088	440228621	806178378	847965798	249859148	99.763	29.396
AIOI NISSAY DOWA INS CO OF AMER	NY	133161290	62128440	1824308	24886538	16000023	6970526	66.463	28.955
AIU INS CO	NY	72144724	65896249	892086	0	0	0	0	0
ALAMANCE INS CO	IL	475029484	371595596	11695580	27884560	14031319	15181616	47.896	51.822
ALASKA NATL INS CO	AK	951411306	438003390	53355733	221512288	123915240	60524193	56.7	27.7
ALEA NORTH AMERICA INS CO	NY	101202856	81666873	1166756	14672	-451436	1594951	-3076.854	10870.713
ALL AMER INS CO	OH	283892378	152615225	6488303	98828282	61413803	33203252	64.044	34.625
ALLEGHENY CAS CO	NJ	34944159	22843978	496772	31881246	-26074	31318222	-0.1	98.3
ALLIANCE INS CO INC	KS	25659559	11646379	165220	15267089	10786416	4692830	70.798	30.802
ALLIANZ GLOBAL RISKS US INS CO	IL	8002547196	1931848486	-268574782	2124859930	1224931021	819656203	73.261	49.022
ALLIED INS CO OF AMER	OH	50114062	14173867	97401	0	0	0	0	0
ALLIED PROP & CAS INS CO	IA	390671077	58984018	642613	0	0	0	0	0

Summary of Financial Condition as of December 31, 2016

PROPERTY AND CASUALTY INSURERS (continued)										
Company Name	State of Domicile	Admitted Assets	Capital & Surplus	Net Income	Net Premiums Written	Net Losses and LAE	Other Expenses	Net Loss and LAE Ratio	Net Other Expense Ratio	
ALLIED WORLD INS CO	NH	1713438807	1030670903	11271256	199355089	154421028	67633639	74.735	32.732	
ALLIED WORLD NATL ASSUR CO	NH	306193787	155474434	-534558	44301131	34315783	15029697	74.735	32.732	
ALLIED WORLD SPECIALTY INS CO	DE	795181092	413105102	7837789	110752827	85789469	37574241	74.735	32.732	
ALLMERICA FIN ALLIANCE INS CO	NH	20254414	20224715	416689	0	0	0	0	0	
ALLMERICA FIN BENEFIT INS CO	MI	40536835	40503743	726985	0	0	0	0	0	
ALLSTATE FIRE & CAS INS CO	IL	261958503	258705067	2598833	0	0	0	0	0	
ALLSTATE IND CO	IL	121677726	110799940	1385045	0	0	0	0	0	
ALLSTATE INS CO	IL	45624230940	15559947624	1379830013	28491392269	20390981411	7159729268	71.882	25.239	
ALLSTATE NORTHBROOK IND CO	IL	58155190	57811283	712113	0	0	0	0	0	
ALLSTATE PROP & CAS INS CO	IL	250646632	236476115	2521476	0	0	0	0	0	
ALLSTATE VEHICLE & PROP INS CO	IL	59379662	54603892	693159	0	0	0	0	0	
ALPHA PROP & CAS INS CO	WI	29899532	13422158	415187	0	0	0	0	0	
ALPS PROP & CAS INS CO	MT	114353656	38308266	2709938	30641315	20485046	9851094	67.759	32.585	
ALTERRA AMER INS CO	DE	421790999	192977686	29221169	73751342	50288252	33386692	44.743	29.705	
AMBAC ASSUR CORP	WI	5450295797	976477196	359051809	45206126	2351286	93232766	1.149	45.568	
AMCO INS CO	IA	951707161	201328200	2658389	0	0	0	0	0	
AMERICAN AGRI BUSINESS INS CO	TX	675831664	30226290	3260915	0	0	1356395	0	0	
AMERICAN ALT INS CORP	DE	535314682	198421341	27852916	0	0	-43274190	0	0	
AMERICAN AUTOMOBILE INS CO	MO	134486508	75901698	1140913	0	0	0	0	0	
AMERICAN BANKERS INS CO OF FL	FL	1986257225	528529019	143607185	915090803	397625166	349958284	45.205	39.786	
AMERICAN CAS CO OF READING PA	PA	139574400	139502868	9931579	0	0	0	0	0	
AMERICAN COMMERCE INS CO	OH	336139140	108261319	1822659	193448509	147342760	48755833	78.145	25.858	
AMERICAN COMPENSATION INS CO	MI	71475451	53566067	335605	0	0	0	0	0	
AMERICAN CONTRACTORS IND CO	CA	302094195	117099226	17925063	19789156	-5009411	11175631	-25.917	57.819	
AMERICAN ECONOMY INS CO	IN	69540410	67374231	-536026	0	0	0	0	0	
AMERICAN EMPIRE INS CO	OH	50562074	19749821	-95597	9235612	11939278	1426182	120.21	14.359	
AMERICAN EQUITY SPECIALTY INS CO	CT	77641484	28473604	2899505	21771198	13529192	6549146	63.392	30.686	
AMERICAN FAMILY HOME INS CO	FL	404651785	186620187	6898892	186991187	109808087	91422690	54.778	45.607	
AMERICAN FAMILY INS CO	WI	38714270	23616771	584733	0	0	0	0	0	
AMERICAN FAMILY MUT INS CO	WI	16193740217	6866974449	211707356	7291335498	4815149171	2276427708	68.17	32.228	
AMERICAN FARMERS & RANCHERS INS CO	OK	8791175	8742811	2826	0	27550	118813	0	0	
AMERICAN FARMERS & RANCHERS MUT INS	OK	152042963	68766051	9855420	119142575	69507921	35241292	59.811	30.325	
AMERICAN FIRE & CAS CO	NH	42352840	40075271	552364	0	0	0	0	0	
AMERICAN GUAR & LIAB INS	NY	253582968	178784470	3863634	0	0	0	0	0	
AMERICAN HALLMARK INS CO OF TX	TX	417721324	139182397	3040077	123018145	85715528	35797898	71.345	29.796	
AMERICAN HLTHCARE IND CO	OK	21559090	21346915	46673	0	0	315999	0	0	
AMERICAN HOME ASSUR CO	NY	29684870445	6447591571	-243760640	6267558106	5479116807	1874848489	90.531	30.978	
AMERICAN INS CO	OH	141762716	63960798	-1718228	0	0	0	0	0	
AMERICAN INTERSTATE INS CO	NE	1225519934	394015966	78953165	291877500	160349300	61757360	54.046	20.815	
AMERICAN MERCURY INS CO	OK	362692663	161712596	12073037	177117157	142551176	49923442	77.372	27.097	
AMERICAN MINING INS CO	IA	36934749	26085844	398571	0	0	0	0	0	
AMERICAN MODERN HOME INS CO	OH	1115147397	406894832	15772647	328965977	193180522	160843361	54.778	45.609	
AMERICAN MODERN PROP & CAS INS CO	OH	22260465	16865437	165613	3462800	2033483	1692856	54.778	45.602	

Summary of Financial Condition as of December 31, 2016

PROPERTY AND CASUALTY INSURERS (continued)									
Company Name	State of Domicile	Admitted Assets	Capital & Surplus	Net Income	Net Premiums Written	Net Losses and LAE	Other Expenses	Net Loss and LAE Ratio	Net Other Expense Ratio
AMERICAN MODERN SELECT INS CO	OH	325272887	57482186	5159621	34627998	20334833	16953978	54.778	45.671
AMERICAN MUT SHARE INS CORP	OH	262817084	238185564	91586	209656	-3871339	7450168	-1846.5	3553.5
AMERICAN NATL GEN INS CO	MO	103160491	67264689	1670482	34923805	25434771	8495106	78.227	26.128
AMERICAN NATL PROP & CAS CO	MO	1320141989	626985453	7124965	542636202	401220706	150139439	77.236	28.902
AMERICAN PET INS CO	NY	55169163	30450534	4080658	154196104	109802122	35018439	72.225	23.034
AMERICAN RELIABLE INS CO	AZ	236996118	91634534	3372141	67312455	42969286	26624030	67.103	41.578
AMERICAN ROAD INS CO	MI	658824105	247915660	3697754	157575187	156480350	5656384	98.952	3.577
AMERICAN SECURITY INS CO	DE	1552539216	555201991	84150280	945799334	482084124	514978244	49.006	52.35
AMERICAN SELECT INS CO	OH	254989442	114879468	7037305	90476777	55673718	32339239	62.3	36.2
AMERICAN SENTINEL INS CO	PA	36280215	16949467	-45479	25242500	11361061	12484415	49.091	53.945
AMERICAN SERV INS CO INC	IL	152776879	50476049	-1179644	71967047	52501995	19420897	78.546	29.055
AMERICAN SOUTHERN HOME INS CO	FL	171431164	47479049	3083288	27702398	16267864	13542853	54.778	45.602
AMERICAN STANDARD INS CO OF WI	WI	401742555	343136646	5741950	0	0	0	0	0
AMERICAN STATES INS CO	IN	139686891	132392820	5828086	0	0	0	0	0
AMERICAN STATES PREFERRED INS CO	IN	23180445	22006753	260913	0	0	0	0	0
AMERICAN SUMMIT INS CO	TX	48747253	30462247	2124279	26608384	15744796	8858195	59.105	33.253
AMERICAN SURETY CO	IN	14605750	10941254	1458436	10785228	222033	9575354	2.032	87.635
AMERICAN WEST INS CO	ND	16183564	11800865	781826	9671482	5801176	2442628	63.507	26.74
AMERICAN ZURICH INS CO	IL	315945797	230734759	4716821	0	0	0	0	0
AMERISURE INS CO	MI	836429639	245825586	7521160	244007749	166356805	72920278	69.529	30.477
AMERISURE MUT INS CO	MI	2231781160	937946699	40448992	544950632	371530170	162855223	69.529	30.477
AMERISURE PARTNERS INS CO	MI	84793896	24487806	518950	24400774	16635686	7292042	69.529	30.477
AMEX ASSUR CO	IL	227781855	181406789	59699178	177402054	71615255	25752658	38.988	14.02
AMGUARD INS CO	PA	600335289	140893084	12328765	160798183	83808119	37496171	59.101	26.442
AMICA MUT INS CO	RI	5120643548	2583674181	146158832	2086540903	1565768340	498937098	77.865	24.812
AMTRUST INS CO OF KS INC	KS	151516569	32563142	8333668	62681893	27261925	-4160970	69.638	-10.629
ARCH IND INS CO	MO	81054076	29116343	2394620	0	1057024	-5062331	0	0
ARCH INS CO	MO	3729306618	888602495	4965643	793160537	561653153	189217486	71.455	24.073
ARCH MORTGAGE ASSUR CO	WI	16004847	15807147	-81548	51130	36035	177870	69.468	342.895
ARCH MORTGAGE GUAR CO	WI	51292182	49577309	46607	262159	34912	548300	28.683	450.479
ARCH MORTGAGE INS CO	WI	547478669	155506622	-31796526	88397669	2755787	74085519	3.739	100.528
ARCH REINS CO	DE	2040379886	1284107856	36880577	215733915	102073415	78220750	46.943	35.973
ARGONAUT GREAT CENTRAL INS CO	IL	37807457	25699600	577464	0	0	-4282	0	0
ARGONAUT INS CO	IL	1675030580	799670721	52005598	223740515	122818162	78253584	61.767	39.355
ARGONAUT MIDWEST INS CO	IL	21689280	17504650	303800	0	0	0	0	0
ARIZONA AUTOMOBILE INS CO	AZ	22298964	9706412	205031	9313079	5901006	2474874	65.506	27.473
ARMED FORCES INS EXCH	KS	139924052	66631701	-8105995	68825388	56473136	25717107	81.64	37.178
ARROWWOOD INS CO	DE	1322412445	219294654	-37456673	-38986	37988206	34378227	5608.967	5075.953
ASHMERE INS CO	FL	9352103	9150945	-661358	35870	306	742691	70.023	169952.174
ASPEN AMER INS CO	TX	881080732	454490703	14391825	89740587	69945462	18408154	69.223	18.218
ASSOCIATED IND CORP	CA	111861842	88581694	1209524	0	0	0	0	0
ASSOCIATED LOGGERS EXCH	ID	35300381	14088102	732882	11912068	8997512	2373912	76.798	20.263
ASSURED GUAR CORP	MD	3271971296	1895577357	107611358	58065496	68597089	87961244	38.066	48.812

Summary of Financial Condition as of December 31, 2016

PROPERTY AND CASUALTY INSURERS (continued)									
Company Name	State of Domicile	Admitted Assets	Capital & Surplus	Net Income	Net Premiums Written	Net Losses and LAE	Other Expenses	Net Loss and LAE Ratio	Net Other Expense Ratio
ASSURED GUAR MUNICIPAL CORP	NY	5333521963	2321004898	190725842	143477219	103021798	84226225	34.828	28.474
ATAIN INS CO	TX	82937356	49495058	1132675	13875610	11756381	3474384	83.959	24.813
ATLANTA INTL INS CO	NY	42237644	22315239	2338288	-17458353	-19382658	6615	111.022	-0.038
ATLANTIC SPECIALTY INS CO	NY	2232654787	624847668	34925248	552832925	380998107	187446226	68.929	33.912
ATRADIUS TRADE CREDIT INS CO	MD	112385102	63242418	-3221357	18246967	13397382	13715681	74.858	76.636
AUSTIN MUTL INS CO	MN	57617184	45885168	4321252	0	0	-3432582	0	0
AUTO OWNERS INS CO	MI	14313470644	9690076457	454883367	3219386929	1585008593	1000187820	52.349	33.034
AUTOMOBILE INS CO OF HARTFORD CT	CT	1006619163	316403193	35620761	298265416	185350139	89723740	63.392	30.687
AVEMCO INS CO	MD	80255943	52625642	8018416	26295481	8415747	9339235	30.962	34.36
AXA ART INS CORP	NY	14820552	9696075	-534563	938537	-6885	1132419	-0.786	129.24
AXA INS CO	NY	226000759	128265761	14560254	52074790	18741532	32790080	37.133	64.968
AXIS INS CO	IL	1505391751	574525041	13938308	313678473	209730969	124763257	68.037	40.473
AXIS REINS CO	NY	3003194977	896247313	17223246	531826671	374438119	190680137	71.299	36.308
AXIS SPECIALTY INS CO	CT	65233973	51711485	-632825	7182	2138470	352210	29775.411	4904.066
BADGER MUTL INS CO	WI	177601657	66997521	4664386	87478237	61748825	25656993	70.068	29.114
BALBOA INS CO	CA	87652784	77831283	238620	-129754	425365	352859	-327.824	-271.944
BANKERS INS CO	FL	149478987	84170286	13338081	35714577	17871349	22572771	46.916	59.259
BANKERS STANDARD INS CO	PA	636326525	166137682	12905249	149887830	112943121	25436412	76.513	17.232
BGS INS CO	OH	269416276	155153163	11394363	101808416	65902953	26144738	64.851	25.728
BEAZLEY INS CO INC	CT	300199260	122072423	2398113	74369160	39517125	31088034	55.82	43.914
BEDVIERE INS CO	PA	259254977	106603129	3457615	142508	-3062035	33452234	-1959.577	2140.813
BENCHMARK INS CO	KS	275883887	88183225	8389537	45710667	25523032	7621801	59.211	17.682
BERKLEY INS CO	DE	17940465401	5493043732	702830015	5711461365	3362974768	1923141674	60.557	34.63
BERKLEY NATL INS CO	IA	127177997	50971990	907895	0	0	0	0	0
BERKLEY REGIONAL INS CO	DE	748237221	706922293	13025726	0	0	0	0	0
BERKSHIRE HATHAWAY ASSUR CORP	NY	2351354658	1793761358	254141248	2949258	23002476	1064674	9.7	0.4
BERKSHIRE HATHAWAY DIRECT INS CO	NE	132894791	117713968	1620652	315021	153104	613652	250.8	1005.1
BERKSHIRE HATHAWAY HOMESTATE INS CO	NE	2467209462	1257472742	3995529	441437375	378225744	99471318	87.4	23
BERKSHIRE HATHAWAY SPECIALTY INS CO	NE	4086473140	3337139481	-58039146	267409963	119977305	68934646	70.5	40.5
BITCO GEN INS CORP	IL	851809433	295570962	24093294	231545174	168481324	56370660	72.5	24.239
BITCO NATL INS CO	IL	501302737	145373886	6131669	148037682	109789687	47497396	74	31.982
BLUESHORE INS CO	CO	73707949	17171276	742842	14068297	7336015	3076557	69.8	29.2
BOND SAFEGUARD INS CO	SD	88533143	40665551	7407345	45374921	10773914	22941404	24.574	52.328
BOSTON IND CO INC	SD	7394402	5131638	123404	2001048	269881	2374072	10.145	89.24
BRISTOL W INS CO	OH	130272187	46546475	443623	0	171301	0	0	0
BROTHERHOOD MUTL INS CO	IN	600708650	244715184	12248635	341081685	201574190	113602790	62.149	35.026
BUILD AMER MUT ASSUR CO	NY	496685983	431481946	-32724440	11353587	0	40581474	0	6173.552
CALIFORNIA CAPITAL INS CO	CA	578882297	297648452	-4385905	223770113	169387412	77354896	76.147	34.774
CALIFORNIA CAS GEN INS CO OF OR	OR	112186581	24345788	-2073724	41507362	33562701	11039712	81.618	26.847
CALIFORNIA CAS IND EXCH	CA	582839711	273027912	-6953504	242126276	195782425	64398331	81.618	26.847
CALIFORNIA CAS INS CO	OR	102517327	67838050	-1234290	27671575	22375134	7359808	81.618	26.847
CALIFORNIA INS CO	CA	851052205	528664515	55023861	254991156	111569866	73384775	43.648	28.709
CAMICO MUTL INS CO	CA	90925277	40181732	1244921	30805612	21236843	9246013	68.636	29.882

Summary of Financial Condition as of December 31, 2016

PROPERTY AND CASUALTY INSURERS (continued)									
Company Name	State of Domicile	Admitted Assets	Capital & Surplus	Net Income	Net Premiums Written	Net Losses and LAE	Other Expenses	Net Loss and LAE Ratio	Net Other Expense Ratio
CAMPMEG CAS & IND CO INC	NH	20861438	20841023	371857	0	0	0	0	0
CANAL INS CO	SC	818978644	439701218	10320523	209987717	161472999	66126284	82.919	33.957
CAPITOL IND CORP	WI	520005597	234240428	8474675	175017437	88324442	77039060	53.141	46.351
CAPSON PHYSICIANS INS CO	TX	25598413	5166441	-1584611	12539953	9014842	51395534	73.303	41.791
CAROLINA CAS INS CO	IA	171346997	101297396	2666584	0	0	0	0	0
CASUALTY UNDERWRITERS INS CO	UT	4471283	4290544	47047	225234	183779	133966	87.3	63.7
CATERPILLAR INS CO	MO	687246446	316199096	18884685	180657994	119919737	25854221	72.377	15.604
CATLIN IND CO	DE	133338778	68612355	-185688	4189867	4939336	1197640	86.774	21.04
CATLIN INS CO	TX	230503293	56662502	-887337	29329067	34575357	8383480	86.774	21.04
CEM INS CO	IL	35139883	11107979	630425	14292981	8271465	3394471	66.001	27.086
CENSTAT CAS CO	NE	24518165	17500654	431081	2609360	1117606	947731	53.973	45.769
CENTRAL MUT INS CO	OH	1514508192	743047617	32530668	518848468	322422454	174317083	64.044	34.625
CENTRAL STATES IND CO OF OMAHA	NE	447853650	378009738	8049935	59557116	35728921	27097199	60.161	45.626
CENTRE INS CO	DE	58415510	20489543	558849	0	93685	235731	0	0
CENTURION CAS CO	IA	34421173	33961447	11686534	10271022	473205	1888660	4.607	18.388
CENTURY IND CO	PA	675137246	25000000	-68779	0	83645856	1330531	0	0
CENTURY NATL INS CO	CA	513705806	248029371	10425235	210459381	141614619	45388348	70.824	22.699
CHARTER OAK FIRE INS CO	CT	918008622	242890159	30853929	276494217	171820931	83174557	63.392	30.687
CHEROKEE INS CO	MI	498493820	180735646	13608799	190345524	168223463	15322430	91.54	8.338
CHICAGO INS CO	IL	80880428	65603079	280761	0	0	0	0	0
CHUBB IND INS CO	NY	378127379	163667614	10934778	31683995	20349340	10038825	53.5	26.4
CHUBB NATL INS CO	IN	343508732	162928677	10785275	31683995	20349340	10038825	53.5	26.4
CHURCH MUT INS CO	WI	162578887	663763422	49350175	645770836	352132283	226880489	55.908	36.022
CIM INS CORP	MI	17744953	17302292	85623	0	0	0	0	0
CINCINNATI CAS CO	OH	408281041	359898775	11093691	0	0	0	0	0
CINCINNATI INS CO	OH	12092696643	4685961515	434088353	4393909555	2792431804	1333767320	64.909	31.003
CITIZENS INS CO OF AMER	MI	1596174563	705516548	105519571	713981854	396643379	194326109	57.697	28.267
CITY NATL INS CO	TX	11436789	11310285	3512043	1285737	6067138	570727	66.162	6.224
CIVIL SERV EMPLOYEES INS CO	CA	209034304	111419127	477190	101172575	71008604	33811327	71.735	34.157
CLARENDON NATL INS CO	IL	704024935	166447480	11063203	411159	-14019437	12708399	-569.692	516.417
CLEAR BLUE INS CO	IL	29991232	27726466	-281297	0	0	462839	0	0
CLEARWATER SELECT INS CO	CT	1193460886	473385929	54474001	196694827	109752795	52664907	57.599	27.639
CLERMONT INS CO	IA	26088718	22715293	464789	0	0	0	0	0
COFACE N AMER INS CO	MA	162761749	46109758	-7973648	52992154	26680730	34084266	52.66	67.272
COLISEUM REINS CO	DE	261810846	159398621	-109939444	6990	1880401	1609116	26947.566	23059.849
COLONIAL AMER CAS & SURETY CO	MD	25220474	22845654	532149	0	0	0	0	0
COLONIAL SURETY CO	PA	57829662	36158019	4160705	9826945	462646	3956050	4.9	42.3
COLONY SPECIALTY INS CO	OH	62205718	20870159	367762	0	0	-3937	0	0
COLORADO CAS INS CO	NH	24602347	24598616	116889	0	0	0	0	0
COLUMBIA INS CO	NE	20706516164	15488079136	1135031051	405428459	219014720	71329349	58.8	19.2
COLUMBIA MUT INS CO	MO	378260351	188250069	9678641	143605763	93415906	45415079	68.2	33.156
COMMERCE & INDUSTRY INS CO	NY	387283798	381925291	152805447	-521066285	82693447	-60231332	0	0
COMMERCIAL CAS INS CO	IN	67580891	62640255	2161102	-54997024	-57601622	-321722	104.736	0.585

Summary of Financial Condition as of December 31, 2016

PROPERTY AND CASUALTY INSURERS (continued)									
Company Name	State of Domicile	Admitted Assets	Capital & Surplus	Net Income	Net Premiums Written	Net Losses and LAE	Other Expenses	Net Loss and LAE Ratio	Net Other Expense Ratio
COMMONWEALTH INS CO OF AMER	DE	10979749	10600893	298467	-522	-65982	419027	125858.621	-80273.372
COMPWEST INS CO	CA	273750169	135015283	7918791	48366886	28878736	7690088	62.947	16.762
CONSTITUTION INS CO	NY	26189837	21654229	2139420	5146214	284886	2569259	4.73	42.656
CONSUMERS INS USA INC	TN	71581071	32472646	767877	21430438	13784495	8221717	64.114	38.241
CONTINENTAL CAS CO	IL	43519515223	10748324256	1009918600	5997007966	4515236847	1989555970	82.531	36.366
CONTINENTAL HERITAGE INS CO	FL	17264744	16331522	399877	3370805	485938	2327924	14.466	69.299
CONTINENTAL IND CO	IA	200385157	97431850	11260305	54640976	24054718	1575349	43.916	28.709
CONTINENTAL INS CO	PA	1667485489	1500342567	55376590	0	127616904	-3841634	0	0
CONTINENTAL WESTERN INS CO	IA	221428233	92071829	2073220	0	0	0	0	0
CONTRACTORS BONDING & INS CO	IL	210168601	117094183	12191271	67692447	20275615	33102712	30.717	50.15
COPIC INS CO	CO	696777888	410456312	7013664	100389755	63435853	23034424	63.61	23.098
COREPOINTE INS CO	MI	90911604	55902987	-2440916	10257711	10206342	9000970	77.472	68.322
COUNTRY CAS INS CO	IL	83782324	69573246	628058	0	0	0	0	0
COUNTRY MUT INS CO	IL	4390610928	2207717663	109212000	2023814707	1434212648	582070999	71.558	29.042
COUNTRY PREF INS CO	IL	248852334	69703668	1910350	0	0	0	0	0
COURTESY INS CO	FL	789575857	377840151	10682907	128791906	108458653	19610461	85.734	15.502
CRESTBROOK INS CO	OH	133096065	82637144	4224856	0	0	0	0	0
CRUM & FORSTER IND CO	DE	52147210	16551246	1566874	18035759	11271691	6266476	63.698	35.413
CSAA FIRE & CAS INS CO	IN	115976708	47631894	1971278	17484262	12716737	5657633	75.029	33.38
CSAA GEN INS CO	IN	343286293	151739630	3166250	104905531	76300402	30806697	75.029	30.293
CSE SAFEGUARD INS CO	CA	91052148	39342053	-29556	50510445	35469131	16880316	71.817	34.179
CUMIS INS SOCIETY INC	IA	1832590088	869240063	69818418	820884794	515156462	250312913	64.763	31.468
CYPRESS INS CO	CA	1499668433	366008400	76769911	428875478	296119126	85040269	68	19.5
DAIRYLAND INS CO	WI	1272807050	475430631	24103739	352186434	254271827	104248029	73.915	30.304
DAKOTA FIRE INS CO	ND	230547933	66429734	5971438	100462529	63934164	31992201	64.645	32.348
DAKOTA TRUCK UNDERWRITERS	SD	116103742	45285430	4777681	36624492	23774332	7680942	67.476	21.8
DANIELSON NATL INS CO	CA	5978765	5763462	228523	11483	-289459	117819	-2224.935	905.62
DEALERS ASSUR CO	OH	106511961	61216945	5413000	11349655	1253363	2671679	11.044	23.542
DENTISTS BENEFITS INS CO	OR	17250591	12387271	-6424	4633406	3102833	1882556	67.547	40.982
DENTISTS INS CO	CA	327179585	178670202	11688440	63469730	49055946	17267367	78.518	27.638
DEPOSITORS INS CO	IA	302278497	37039125	511606	0	0	0	0	0
DEVELOPERS SURETY & IND CO	CA	140414650	98147007	4600614	80233	-10931008	4882718	408.035	-182.263
DIAMOND STATE INS CO	IN	122010961	63923242	15856198	32309978	20625257	12779535	67.103	41.578
DIRECT NATL INS CO	AR	14812224	5481978	-1109030	11594091	10768984	3406238	86.935	27.498
DISCOVER PROP & CAS INS CO	CT	136370601	63021531	4214829	30479677	18940874	9168819	63.392	30.687
DOCTORS CO AN INTERINS EXCH	CA	4132177433	1925860641	-70201682	602359134	474058358	150875395	77.662	24.717
DORINCO REINS CO	MI	1522889454	531957892	85501358	172674012	84008440	32109554	50.894	19.453
EAGLE W INS CO	CA	124663901	51273890	-384077	58693800	44429484	20289809	76.147	34.774
EASTERN ATLANTIC INS CO	PA	66897372	30947408	-3170342	18061133	16678917	6707347	90.141	36.25
EASTGUARD INS CO	PA	136007482	43637347	3530775	45942767	23898858	10727962	58.987	26.479
ECONOMY FIRE & CAS CO	IL	502014924	381681338	15030293	0	0	0	0	0
ECONOMY PREFERRED INS CO	IL	44356851	11049127	348146	0	0	0	0	0
ECONOMY PREMIER ASSUR CO	IL	85190833	49079540	1699261	0	0	0	0	0

Summary of Financial Condition as of December 31, 2016

PROPERTY AND CASUALTY INSURERS (continued)										
Company Name	State of Domicile	Admitted Assets	Capital & Surplus	Net Income	Net Premiums Written	Net Losses and LAE	Other Expenses	Net Loss and LAE Ratio	Net Other Expense Ratio	
ELECTRIC INS CO	MA	1488572045	534058471	30196259	329304993	238568935	73062447	76	23.3	
EMCASCO INS CO	IA	485667672	144786930	12975824	208652942	132786341	66445340	64.645	32.348	
EMPIRE FIRE & MARINE INS CO	NE	112904933	38719608	918656	0	0	0	0	0	
EMPLOYERS ASSUR CO	FL	460669798	179838932	11928951	83350659	52134930	23693514	62.53	28.418	
EMPLOYERS COMPENSATION INS CO	CA	1083822882	358286719	38089709	243106087	152060216	69403460	62.53	28.54	
EMPLOYERS FIRE INS CO	PA	11681775	11507257	126331	0	0	22199	0	0	
EMPLOYERS INS OF WAUSAU	WI	561433177	1585836820	57877425	2119909225	1442351184	684267158	69.848	33.137	
EMPLOYERS INS CO OF NV	NV	529516648	154143665	201091380	125025988	78202396	33096598	62.53	26.464	
EMPLOYERS MUT CAS CO	IA	3197977764	1378562262	65940752	1122952749	693542585	341836004	65.192	32.132	
EMPLOYERS PREFERRED INS CO	FL	899819965	136421750	64878655	243106087	152060216	68984469	62.53	28.368	
ENCOMPASS IND CO	IL	29346667	26210556	425205	0	0	0	0	0	
ENDURANCE AMER INS CO	DE	1293278769	283076571	20342227	253810746	193873685	37584904	79.27	15.368	
ENDURANCE ASSUR CORP	DE	1786383761	786809080	24200666	298954406	158114568	106939192	55.905	37.811	
ENDURANCE RISK SOLUTIONS ASSUR CO	DE	231643866	72460895	7414938	95777640	73159881	14182983	79.27	15.368	
ENUMCLAW PROP & CAS INS CO	OR	8243859	7957288	54674	0	0	0	0	0	
EQUITY INS CO	TX	77732723	29945793	172573	53326404	46368024	13610877	89.499	26.272	
ESSENT GUAR INC	PA	1323609865	578887135	215951089	340553638	12320177	96480530	3.716	29.101	
ESSENTIA INS CO	MO	85726868	26450483	-4854636	26904089	6186897	13823410	45.27	101.147	
ESURANCE INS CO	WI	179014289	164218754	1240034	0	0	0	0	0	
ESURANCE INS CO OF NJ	WI	14142690	11840442	76284	0	0	0	0	0	
ESURANCE PROP & CAS INS CO	WI	112578098	42295036	477533	0	0	0	0	0	
EULER HERMES N AMER INS CO	MD	417970566	148069385	16010279	81896948	41224271	37349741	48.424	43.873	
EVEREST NATL INS CO	DE	1101773845	133299055	30125091	0	0	-30280146	0	0	
EVEREST REINS CO	DE	10224828895	3635121309	523547373	2050560063	1330540919	553069501	63.509	26.399	
EVERGREEN NATL IND CO	OH	47551507	33283220	2005598	12048844	654577	8496248	5.62	72.948	
EVERSPAN FIN GUAR CORP	WI	230081618	227653581	4756301	-1210	0	444540	0	1445.33	
EXCESS SHARE INS CORP	OH	52360897	21295254	260444	1700496	60000	1722714	3.5	101.3	
EXECUTIVE RISK IND INC	DE	2901396557	1250965307	188950695	506913229	325602735	160622426	53.6	26.4	
EXPLORER INS CO	CA	356079482	125060809	18994976	145991341	95376418	32822469	64.874	22.326	
FACTORY MUT INS CO	RI	16764262160	11519355567	601561975	2795212346	1535995518	812187376	54.485	28.81	
FAIR AMER INS & REINS CO	NY	205595062	187667857	5730409	3862097	1951675	2527320	52.268	67.685	
FALLS LAKE NATL INS CO	OH	369332861	56705930	659534	5830790	6354472	1326914	85.137	17.778	
FARM BUREAU MUT INS CO OF ID	ID	470437204	254110795	13008056	187647018	126140297	49252314	70.892	27.68	
FARMERS ALLIANCE MUT INS CO	KS	309641219	169027547	2562241	133587045	94381123	41062263	70.798	30.802	
FARMERS INS CO OF ID	ID	195491661	71603653	-342765	110713775	80783591	36901319	71.179	32.514	
FARMERS INS EXCH	CA	16057239778	4218839820	-147946541	7639250510	5679078589	2546971190	72.52	32.524	
FARMERS MUT HAIL INS CO OF IA	IA	703565351	423829146	45000863	334200984	208953974	69208537	63.577	21.057	
FARMERS UNION MUT INS CO	MT	61844551	37312382	2360057	32055241	12699310	77955241	58.538	35.934	
FARMINGTON CAS CO	CT	1017706366	289494702	37043783	322214733	200232273	96927837	63.392	30.687	
FARMLAND MUT INS CO	IA	566652983	171377467	-300416	194872418	143362853	61998437	74.692	32.301	
FEDERAL INS CO	IN	27371174675	11423808615	3239190894	4708008202	2964393287	1540269717	52	27	
FEDERATED MUT INS CO	MN	5456754111	3091100577	185374057	1460581946	971171779	351486768	68.814	24.905	
FEDERATED RURAL ELECTRIC INS EXCH	KS	522717616	185471773	23487924	123526516	98148296	17868440	78.689	14.326	

Summary of Financial Condition as of December 31, 2016

PROPERTY AND CASUALTY INSURERS (continued)									
Company Name	State of Domicile	Admitted Assets	Capital & Surplus	Net Income	Net Premiums Written	Net Losses and LAE	Other Expenses	Net Loss and LAE Ratio	Net Other Expense Ratio
FEDERATED SERV INS CO	MI	488844942	228341764	19096385	162286883	107908585	39054104	68.814	24.905
FIDELITY & DEPOSIT CO OF MD	MD	208973641	167883520	1250190	0	0	0	0	0
FIDELITY & GUAR INS CO	IA	21978732	19201223	393719	0	0	0	0	0
FIDELITY & GUAR INS UNDERWRITERS INC	WI	153260550	89955520	4387608	21771198	13529192	6549146	63.392	30.686
FINANCIAL AMER PROP & CAS INS CO	TX	13294461	8865550	-41802	1055831	139202	1206090	14.827	128.462
FINANCIAL CAS & SURETY INC	TX	24640978	16767434	672887	14846602	3448220	8367268	23.226	56.358
FINANCIAL IND CO	IL	87522476	22461810	350192	0	0	0	0	0
FINANCIAL PACIFIC INS CO	CA	232264336	95080055	5021626	77197585	52267798	23174549	69.792	30.945
FIRE INS EXCH	CA	2429380679	777223438	-14349483	1107137755	822384693	369121368	72.461	32.524
FIREMANS FUND INS CO	CA	281128877	1670558276	389312579	-503125117	0	0	0	0
FIREMENS INS CO OF WASHINGTON DC	DE	93446160	32691257	592532	0	0	0	0	0
FIRST AMER PROP & CAS INS CO	CA	101435089	43588039	707770	59174443	41060351	21360157	69.233	36.016
FIRST COLONIAL INS CO	FL	349668613	152856445	-7598456	38412199	64103551	17408317	105.968	28.777
FIRST DAKOTA IND CO	SD	47617013	14597666	1586024	16454482	10681222	3450858	67.476	21.8
FIRST FIN INS CO	IL	551118914	432585791	12741235	20913420	10449670	11386212	47.56	51.822
FIRST LIBERTY INS CORP	IL	22262828	22225362	1896	0	0	0	0	0
FIRST NATL INS CO OF AMER	NH	56760566	56423843	1022298	0	0	0	0	0
FIRST NONPROFIT INS CO	DE	69444017	29185677	5901686	26831115	8510839	16112921	32.088	60.751
FIRSTCOMP INS CO	NE	280561055	122899409	10538779	44509423	17659733	15055951	39.08	33.318
FLORISTS MUT INS CO	IL	123694848	22711045	1368894	20124939	14529818	5957030	73.915	30.304
FMH AG RISK INS CO	IA	124023838	112198642	1186873	0	0	542683	0	0
FOREMOST INS CO GRAND RAPIDS MI	MI	2269454754	1131646474	33800290	0	-398126	0	0	0
FOREMOST PROP & CAS INS CO	MI	63158185	18113211	167832	0	0	-167863	0	0
FOREMOST SIGNATURE INS CO	MI	64879268	20044288	166897	0	0	-59088	0	0
FORTRESS INS CO	IL	135429686	62770429	1605893	23201672	17762388	6613817	75.554	28.133
FRANK WINSTON CRUM INS CO	FL	82510493	19692521	1249673	20446029	10175692	8865811	52.511	45.751
FRANKENMUTH MUT INS CO	MI	1259528829	555960087	36985349	467785724	291982754	138131147	63.302	29.947
FREEDOM SPECIALTY INS CO	OH	55911679	21218445	609241	0	0	0	0	0
FREEDOM INS UNLIMITED	IL	32452962	26195184	372295	7185482	2096430	4550039	30.845	66.945
GARRISON PROP & CAS INS CO	TX	1981542926	751560258	-17910906	1376406165	1205160153	164686644	91.795	12.544
GATEWAY INS CO	MO	64288547	17549358	-1072838	28786817	21000799	7774958	78.546	29.079
GEICO ADVANTAGE INS CO	NE	1805205814	977418527	-195661797	788345949	743243311	236321534	105.881	33.666
GEICO CAS CO	MD	2920520473	924480479	-66984577	1834158614	155265342	326902637	87.3	18.38
GEICO CHOICE INS CO	NE	826904025	361566034	-48134405	469211837	396983885	95853192	93.177	22.498
GEICO GEN INS CO	MD	154074677	153871998	472352	0	0	0	0	0
GEICO IND CO	MD	8166875658	4598208484	160043600	2542604637	2011513430	318642643	80.728	12.788
GEICO MARINE INS CO	MD	119433494	47952967	-4255764	41709044	28960057	10463821	95.08	34.354
GEICO SECURE INS CO	NE	489519685	269051451	-11604040	214090362	166496871	43160665	85.589	22.187
GEM STATE INS CO	ID	12063435	8957069	770136	3834861	1882666	1184760	51.28	32.27
GENERAL CAS CO OF WI	WI	873513199	280671279	21884799	369517234	177358093	118273940	58.831	39.232
GENERAL INS CO OF AMER	NH	111577315	107655057	1180695	0	0	0	0	0
GENERAL REINS CORP	DE	14780096702	10660518129	742011798	550193583	299069317	190624938	54.449	34.706
GENERAL SECURITY NATL INS CO	NY	346086287	138424717	16789001	82483989	41242235	34122857	48.027	39.736

Summary of Financial Condition as of December 31, 2016

PROPERTY AND CASUALTY INSURERS (continued)									
Company Name	State of Domicile	Admitted Assets	Capital & Surplus	Net Income	Net Premiums Written	Net Losses and LAE	Other Expenses	Net Loss and LAE Ratio	Net Other Expense Ratio
GENERAL STAR NATL INS CO	DE	234101706	178116704	4325300	10244004	2714969	4662452	26.778	45.985
GENERALI US BRANCH	NY	57998791	24748097	-1673818	698863	2080656	1119510	130.752	70.352
GENESIS INS CO	DE	184241279	125425936	3990595	8633062	4276438	2661308	44.406	27.635
GENWORTH FINANCIAL ASSUR CORP	NC	7965348	7957568	737877	-1692	-18253	197776	1221.754	-13238.019
GENWORTH MORTGAGE INS CORP	NC	2944689580	1187023454	390439367	675570255	141804094	176473249	23.88	29.719
GENWORTH MORTGAGE INS CORP OF NC	NC	344241096	161481926	56121827	68606912	19087200	180712	28.99	0.274
GEOVERA INS CO	CA	90838603	25051797	4085785	31300243	11412193	9639486	41.452	35.013
GLOBAL REINS CORP OF AMER	NY	267627834	83966208	-13636402	26728	5037072	15285605	18845.674	57189.483
GOVERNMENT EMPLOYEES INS CO	MD	27197917293	15702565954	728641007	6988289687	5680715587	782288431	82.885	11.414
GRANGE INS ASSN	WA	287488284	145750101	3430350	154156661	105759083	44278391	71.425	29.904
GRANITE RE INC	OK	46596386	22531356	4489773	25827736	1254896	18547156	4.924	72.779
GRANITE STATE INS CO	IL	34707167	32030892	644286	0	0	0	0	0
GRANWEST PROP & CAS	WA	22010562	20380778	457547	0	0	0	0	0
GRAY INS CO	LA	283685728	112762995	2833910	58101433	32005606	26790021	54	45.2
GREAT AMER ALLIANCE INS CO	OH	30368646	30362913	590989	0	0	0	0	0
GREAT AMER ASSUR CO	OH	19752034	19750156	243284	0	0	0	0	0
GREAT AMER INS CO	OH	6851230772	1998867148	349083243	2471354060	1258105478	833691365	52.369	34.703
GREAT AMER INS CO OF NY	NY	48238250	48177793	1109412	0	0	0	0	0
GREAT AMER SECURITY INS CO	OH	15337005	15333429	187587	0	0	0	0	0
GREAT AMER SPIRIT INS CO	OH	16878878	16865526	236033	0	0	0	0	0
GREAT DIVIDE INS CO	ND	248763733	67734393	1352694	0	0	0	0	0
GREAT MIDWEST INS CO	TX	215754553	104818853	-20153920	86220021	87817698	32665864	94.538	35.166
GREAT NORTHERN INS CO	IN	1607603966	504161733	88003009	253457762	162801150	80316397	53.6	26.4
GREAT NORTHWEST INS CO	MIN	18932039	7432392	566158	0	-168689	370976	0	0
GREAT WEST CAS CO	NE	2015895179	622307728	63390517	831073531	620285721	186481688	73.956	22.234
GREATER NY MUT INS CO	NY	986984820	472628811	20083249	240794518	156636993	72361964	66.465	30.705
GREENWICH INS CO	DE	1202510098	364175507	31091390	200059856	122492979	54288756	69.327	30.726
GUARANTEE CO OF N AMER USA	MI	217833140	180554134	11692805	46099109	6341077	29473078	14.093	65.504
GUARANTEE INS CO	FL	417471243	50786073	-23170398	103388423	43461225	32510974	82.044	61.372
GUIDEONE AMER INS CO	IA	12545144	10801393	185953	0	0	0	0	0
GUIDEONE ELITE INS CO	IA	30316412	25054083	415163	0	0	0	0	0
GUIDEONE MUT INS CO	IA	1214660024	421779317	-55451912	353791278	282606979	127982383	78.613	35.601
GUIDEONE SPECIALTY MUT INS CO	IA	267988284	94237778	-4415144	88447819	70651745	32401105	78.613	36.052
HALLMARK INS CO	AZ	308729680	103730775	3676195	115781785	80673439	33692139	71.345	29.796
HAMILTON INS CO	DE	31912117	21658006	-9669622	2618388	1153136	10577110	63.077	578.572
HANOVER AMER INS CO	NH	30625473	30591526	723400	0	0	0	0	0
HANOVER INS CO	NH	7409276518	2168160211	117146255	3171467266	2156198432	1107282180	69.447	35.663
HARCO NATL INS CO	IL	437050033	169176012	9107772	123424695	92303642	36622401	77.693	30.826
HARLEYSVILLE INS CO	PA	158473533	26405014	733889	0	0	0	0	0
HARTFORD ACCIDENT & IND CO	CT	11604545372	3154454978	409937895	3444098351	2419712357	1006409917	70.383	29.274
HARTFORD CAS INS CO	IN	2267157801	894035951	77926683	579459803	407109758	169325621	70.383	29.274
HARTFORD FIRE IN CO	CT	25540585746	12514621011	526535084	4372287596	3071828166	1277638775	70.383	29.274
HARTFORD INS CO OF THE MIDWEST	IN	617181474	491425496	18182354	52678164	37009978	15393239	70.383	29.274

Summary of Financial Condition as of December 31, 2016

PROPERTY AND CASUALTY INSURERS (continued)									
Company Name	State of Domicile	Admitted Assets	Capital & Surplus	Net Income	Net Premiums Written	Net Losses and LAE	Other Expenses	Net Loss and LAE Ratio	Net Other Expense Ratio
HARTFORD STEAM BOIL INSPEC & INS CO	CT	1256107698	598874409	97409178	451725614	132160092	246125869	29.371	54.698
HARTFORD STEAM BOIL INSPEC INS CO CT	CT	80949423	40453787	11620185	17687833	5081036	1473889	28.078	8.145
HARTFORD UNDERWRITERS INS CO	CT	1594063540	591903346	49722546	421425311	296079824	123145906	70.383	29.274
HDI GLOBAL INS CO	IL	290156110	138624658	14534366	5317002	8605996	-13792404	124.464	-199.473
HERITAGE GAS INS CO	KS	18431658	14547155	-10440	0	0	2500802	0	0
HERITAGE IND CO	CA	117020483	50500135	13848865	-34621783	14485935	-6566147	85.679	-38.836
HIGHMARK CAS INS CO	PA	274711471	179203308	1895168	217987648	178658441	56985130	74.482	23.757
HISCOX INS CO INC	IL	246476332	65782566	3853260	70270629	38810608	15275611	63.946	25.169
HOLYOKE MUT INS CO IN SALEM	MA	218947976	105098228	4549901	1011190735	71710608	29103550	71.558	29.042
HOMESITE INS CO	WI	147455385	87046923	1387868	0	0	-905256	0	0
HOMESITE INS CO OF THE MIDWEST	WI	402545788	102592084	1132541	0	0	-342723	0	0
HORACE MANN INS CO	IL	456116259	186330229	7600650	258884413	190280247	68689722	75.143	27.126
HORACE MANN PROP & CAS INS CO	IL	289205072	122681645	6488596	166696305	122521915	44275306	75.143	27.154
HOUSING AUTHORITY PROP A MUT CO	VT	167405076	117368930	2239344	43497963	29481565	14275787	68.435	33.138
HOUSING ENTERPRISE INS CO INC	VT	77613832	32392255	727806	27544566	16782719	8608001	67.709	34.728
HUDSON INS CO	DE	1159904797	453157283	36755576	158575705	110700190	26959354	71.899	17.51
IDAHO COUNTIES RISK MGMT PROGRAM	ID	76773512	34145630	5151084	24354287	13735159	6160546	57.002	25.567
IDAHO STATE INS FUND	ID	773976287	227278781	15932223	234107737	190800561	37970727	81.038	16.127
IDS PROP CAS INS CO	WI	1826317319	800320940	-8352567	1065253075	979602446	187765500	91.221	17.485
ILLINOIS INS CO	IA	50962664	32183969	3628793	18213659	8018240	5241781	43.916	28.709
ILLINOIS NATL INS CO	IL	48061313	38793640	771104	0	0	0	0	0
IMPERIUM INS CO	TX	379256551	177677265	-13027806	89863264	91953642	26775680	98.654	28.727
INDEMNITY CO OF CA	CA	21845838	16305009	355446	3892813	24439	3152849	0.727	93.783
INDEMNITY INS CO OF NORTH AMER	PA	463694045	129654439	9067158	999232323	75295421	16957605	76.513	17.232
INDEPENDENCE AMER INS CO	DE	114369954	66811885	4047502	912332573	56280106	30769299	62.448	34.141
INDIANA LUMBERMENS MUT INS CO	IN	54550453	15640156	319548	14760424	8909407	4522399	64.214	32.595
INFINITY INS CO	IN	2012728138	660618621	61954929	1379926889	1089477250	323014894	78.997	23.421
INSURANCE CO OF N AMER	PA	944214424	250159896	16492296	249813051	188238562	42394021	76.513	17.232
INSURANCE CO OF THE STATE OF PA	IL	253292950	115920317	6954703	0	0	0	0	0
INSURANCE CO OF THE WEST	CA	2252845608	901952475	104027520	812685128	530928698	183021634	64.874	22.363
INTEGON IND CORP	NC	102229068	23437413	-312467	0	0	-78602	0	0
INTEGON NATL INS CO	NC	2489206551	594436828	50407993	1522045448	1063085896	518559190	74.292	36.239
INTERNATIONAL FIDELITY INS CO	NJ	214415720	89108820	5340231	98546085	13867637	75326408	14.3	77.6
INTREPID INS CO	IA	10180057	10083789	687798	0	0	622809	0	0
IRONSHORE IND INC	MN	424948058	165643746	3866663	44715879	35377809	21946272	78.224	48.525
JEFFERSON INS CO	NY	91441332	57376931	7124738	962719362	28270199	53942244	30.366	57.942
JEWELERS MUT INS CO	WI	397808608	247307386	11656235	180596179	83860783	77328894	48.411	44.641
KEMPER FINANCIAL IND CO	IL	20500038	20479597	361068	0	0	0	0	0
KEY RISK INS CO	IA	47778853	30833746	963483	0	0	0	0	0
KNIGHTBROOK INS CO	DE	209330475	60986368	-14824635	7694989	25826520	3626920	398.436	55.954
LAMORAK INS CO	PA	24908926	24257788	203314	0	0	25639	0	0
LANCER INS CO	IL	674447935	199688064	15240073	260629589	182510356	76535863	70.167	29.424
LANDCAR CAS CO	UT	41740619	16871632	809225	10593870	7171455	835087	83.17	9.685

Summary of Financial Condition as of December 31, 2016

PROPERTY AND CASUALTY INSURERS (continued)									
Company Name	State of Domicile	Admitted Assets	Capital & Surplus	Net Income	Net Premiums Written	Net Losses and LAE	Other Expenses	Net Loss and LAE Ratio	Net Other Expense Ratio
LEXINGTON NATL INS CORP	FL	58216824	17475176	880082	13329351	1405491	11220673	10.785	86.098
LEXON INS CO	TX	236337651	63213714	3376399	74435680	21509164	46716746	29.888	64.915
LIBERTY INS CORP	IL	241964759	240784059	1138785	0	0	0	0	0
LIBERTY INS UNDERWRITERS INC	IL	209482688	127200136	1451217	0	0	0	0	0
LIBERTY MUT FIRE INS CO	WI	5650731746	1474581013	36205315	2119909226	1442351184	684267158	69.848	33.137
LIBERTY MUT INS CO	MA	44001881687	16528205493	404311844	13249432666	9014694899	4313735786	69.848	33.424
LIBERTY NORTHWEST INS CORP	OR	56652623	55726756	1744401	0	0	0	0	0
LM GEN INS CO	IL	11691352	10661119	-92472	0	2763	0	0	0
LM INS CORP	IL	119057519	117195849	1800567	0	0	0	0	0
LM PROP & CAS INS CO	IN	67220597	36390200	240277	0	-12	0	0	0
LYNDON SOUTHERN INS CO	DE	152176351	52134991	7356812	89222725	39104188	31987421	48.06	39.313
MAIDEN REINS N AMER INC	MO	1302634415	291103290	-11751917	433213580	323670620	117367476	79.642	28.879
MAIDSTONE INS CO	NY	56294624	5714291	-5464147	38786168	34426005	12426814	91.105	32.886
MANUFACTURERS ALLIANCE INS CO	PA	200011213	64875492	1845368	53019445	40628671	13031689	78.619	25.217
MAPFRE INS CO	NJ	78187236	22290992	418976	47375145	36083940	11940204	78.145	25.858
MARKEL AMER INS CO	VA	433410415	144790208	-790251	212177520	85630013	84204833	52.66	51.783
MARKEL INS CO	IL	1564030003	378766707	37605789	537771642	331113826	187257118	61.653	34.867
MASSACHUSETTS BAY INS CO	NH	65752888	65723396	1523917	0	0	0	0	0
MAXUM CAS INS CO	CT	51940969	16955565	-1531602	14507097	11842452	5375508	86.651	39.332
MBIA INS CORP	NY	514897253	238243321	-322578237	52010666	264675880	395691	357.124	0.534
MEDIA INS EXCH OF CA	CA	399390733	177539919	5765434	50013646	41826555	8874614	83.045	17.62
MEDICAL PROTECTIVE CO	IN	2996140967	1709478117	109188236	255837377	148917208	60686074	65	26.5
MEDICUS INS CO	TX	54943163	35688636	1276617	0	4629138	-4949099	0	0
MEDMARC CAS INS CO	VT	290178071	202045338	10646358	33860502	15934141	11627183	49.059	35.799
MEMIC IND CO	NH	453449993	133598441	1819369	167571268	122055944	38817938	78.248	24.886
MENDOTA INS CO	IN	125875277	41329810	-7762187	114903732	93792338	32445994	85.321	29.515
MERASTAR INS CO	IL	33483831	10800606	496308	0	0	0	0	0
MERCHANTS BONDING CO A MUT	IA	179174187	108418271	9991114	80099050	5746057	56108893	7.55	73.727
MERCHANTS NATL BONDING INC	IA	29853553	13761658	1342978	10922598	783695	7655735	7.552	73.771
MERITPLAN INS CO	CA	13751425	13268945	158144	-5642	18493	15343	-327.774	-271.943
METROMILE INS CO	DE	18495889	13227578	-2932584	4546350	2529854	2736389	162.917	176.217
METROPOLITAN CAS INS CO	RI	202188711	56651754	1977441	0	0	0	0	0
METROPOLITAN DRT PROP & CAS INS CO	RI	142688452	32557633	1168439	0	0	0	0	0
METROPOLITAN GEN INS CO	RI	43390957	38595552	1305310	0	0	0	0	0
METROPOLITAN GRP PROP & CAS INS CO	RI	695724945	413720131	28025755	0	0	4063	0	0
METROPOLITAN PROP & CAS INS CO	RI	5630703169	2271089276	131261633	35588283966	2609673823	925392937	73.976	26.232
MGA INS CO INC	TX	263897601	103305108	12933457	240272147	166036543	64242286	69.885	27.04
MGIC ASSUR CORP GEN ACCOUNT	WI	13432318	11553835	-2994	1791660	-84295	153476	-55.874	101.73
MGIC IND CORP	WI	140014573	89924654	15285535	9959793	408528	1929029	3.586	16.935
MIC GEN INS CORP	MI	37355607	17260902	249557	0	0	398	0	0
MIC PROP & CAS INS CORP	MI	93778186	54875715	806768	0	0	1000	0	0
MICHIGAN MILLERS MUT INS CO	MI	178160846	53619927	5445055	57848285	38825783	22045235	62.587	35.537
MID CENTURY INS CO	CA	3980551857	1052750833	28393971	2361893877	1717795559	787243935	70.948	32.515

Summary of Financial Condition as of December 31, 2016

PROPERTY AND CASUALTY INSURERS (continued)										
Company Name	State of Domicile	Admitted Assets	Capital & Surplus	Net Income	Net Premiums Written	Net Losses and LAE	Other Expenses	Net Loss and LAE Ratio	Net Other Expense Ratio	
MID CONTINENT ASSUR CO	OH	20379698	20124352	1161924	-1771548	0	0	0	0	0
MID CONTINENT CAS CO	OH	499830821	151018061	16348413	121280942	71566486	47044075	58.823	38.667	38.667
MIDDLESEX INS CO	WI	717686455	246817156	12183986	201249391	145298187	59570302	73.915	30.304	30.304
MIDVALE IND CO	IL	12103313	13119631	369948	0	0	0	0	0	0
MIDWEST EMPLOYERS CAS CO	DE	155725033	106107604	3592311	0	0	0	0	0	0
MIDWEST FAMILY MUT INS CO	IA	219213866	63068445	5682022	117268045	76923979	28248198	68.559	25.177	25.177
MILBANK INS CO	IA	620633847	144703563	3043116	278553776	203345537	93811712	73.08	33.715	33.715
MILWAUKEE CAS INS CO	WI	88412372	26761721	3739966	43576161	22231186	7542763	60.626	20.57	20.57
MINNESOTA LAWYERS MUT INS CO	MIN	176780228	889633449	9438284	33034740	17375853	8288180	54	25.8	25.8
MITSUBI SUMITOMO INS CO OF AMER	NY	929646994	348176097	25497688	199092301	128000188	55860853	66.463	29.005	29.005
MITSUBI SUMITOMO INS USA INC	NY	135037009	63919525	1671371	24886539	16000023	7014951	66.463	29.139	29.139
MMIC INS INC	MIN	709214086	339518565	27340583	105420886	76803844	23981703	75.207	23.483	23.483
MONTEREY INS CO	CA	83650248	33194615	-975799	40351987	30545271	13949244	76.147	34.774	34.774
MORTGAGE GUAR INS CORP	WI	4475661514	1504729187	68340157	843974501	209748409	135383404	25.946	16.747	16.747
MOTORISTS COMMERCIAL MUT INS CO	OH	354653646	156687857	4559034	132154367	85004386	50700589	64.114	38.241	38.241
MOTORS INS CORP	MI	2037991393	745460655	50437788	388344601	323170963	125098179	71.487	27.673	27.673
MOUNTAIN STATES IND CO	NM	51259598	28820651	-2284939	4867715	9309389	2356945	171.369	43.387	43.387
MOUNTAIN STATES MUT CAS CO	NM	141233450	60260936	-10055856	28437521	35022121	13100605	114.73	42.917	42.917
MOUNTAIN VALLEY IND CO	NY	56091308	22933762	3579365	12001089	6599727	4000850	58.467	35.444	35.444
MUNICH REINS AMER INC	DE	1771028113	4819533987	300972597	3117716849	1988551379	1070004702	65.381	35.18	35.18
MUNICIPAL ASSUR COR	NY	1104819451	486946496	141597450	1172714	5930	18661430	0.004	13.6	13.6
MUTUAL OF ENUMICLAW INS CO	OR	745340168	326330695	9920101	385075882	265883657	122067758	70.043	32.157	32.157
NATIONAL AMER INS CO	OK	194379817	68099813	5915919	67502727	38468645	25761513	58.1	38.9	38.9
NATIONAL AMER INS CO OF CA	CA	27196728	8717029	-1717631	11483	403276	1471926	3099.826	11314.127	11314.127
NATIONAL CAS CO	OH	487070932	138086480	3179667	0	0	0	0	0	0
NATIONAL CONTINENTAL INS CO	NY	135121544	64038968	12539106	13290559	12372968	17370892	89.381	125.485	125.485
NATIONAL FARMERS UNION PROP & CAS	WI	149312155	45234502	1769920	54405227	29559422	19712323	58.83	39.232	39.232
NATIONAL FIRE INS CO OF HARTFORD	IL	120522438	115392259	4249140	0	0	0	0	0	0
NATIONAL GEN ASSUR CO	MO	39739110	17019308	176951	0	0	1897	0	0	0
NATIONAL GEN INS CO	MO	54482804	25319440	995344	0	0	547	0	0	0
NATIONAL GENERAL INS ONLINE INC	MO	45498553	11339313	52808	0	0	2398	0	0	0
NATIONAL IND CO	NE	1.78623E+11	1.01286E+11	7577099930	20030090801	14977058111	3576669833	77.3	18.5	18.5
NATIONAL INS ASSN	IN	13591346	13589327	149738	0	0	0	0	0	0
NATIONAL INS CO OF WI INS	WI	13812393	12143350	1151409	16956	-1380800	782513	-8143.42	4614.957	4614.957
NATIONAL INTERSTATE INS CO	OH	1286548943	336965548	16146072	308952985	209326627	85665845	70.208	28.732	28.732
NATIONAL LIAB & FIRE INS CO	CT	2605368509	1126622141	89416869	562059369	486979518	149402379	72.7	22.3	22.3
NATIONAL MORTGAGE INS CORP	WI	634838622	387037430	-28498269	129819260	2209041	79998275	2.271	82.237	82.237
NATIONAL PUBLIC FINANCE GUAR CORP	NY	4355203051	2730838655	191808665	19038929	115318225	61440788	41.875	22.311	22.311
NATIONAL SPECIALTY INS CO	TX	86550499	48890153	2822565	27812531	12574085	10914970	47.554	41.28	41.28
NATIONAL SURETY CORP	IL	133015991	71516110	407480	0	0	0	0	0	0
NATIONAL UNION FIRE INS CO OF PITTS	PA	26517335821	5967409148	-72635115	4837707362	5087800068	1529846934	99.763	29.998	29.998
NATIONWIDE AFFINITY CO OF AMER	OH	409202745	12738540	2715	0	0	0	0	0	0
NATIONWIDE AGRIBUSINESS INS CO	IA	586794503	70341104	596208	0	0	0	0	0	0

Summary of Financial Condition as of December 31, 2016

PROPERTY AND CASUALTY INSURERS (continued)										
Company Name	State of Domicile	Admitted Assets	Capital & Surplus	Net Income	Net Premiums Written	Net Losses and LAE	Other Expenses	Net Loss and LAE Ratio	Net Other Expense Ratio	
NATIONWIDE ASSUR CO	OH	145162092	62045112	1371972	0	0	0	0	0	0
NATIONWIDE GEN INS CO	OH	435223096	23067185	299358	0	0	0	0	0	0
NATIONWIDE INS CO OF AMER	OH	449941739	153574611	177439	0	0	0	0	0	0
NATIONWIDE MUT FIRE INS CO	OH	6121629237	2671621535	12444489	2338469023	1720354104	743979663	74.692	32.301	32.301
NATIONWIDE MUT INS CO	OH	37185212855	12690337809	-314581477	16174410743	11899115844	5145857803	74.692	32.301	32.301
NATIONWIDE PROP & CAS INS CO	OH	662826032	45762109	-3975380	0	0	0	0	0	0
NAU COUNTRY INS CO	MN	1342316168	337246957	13984386	436154601	227609556	151784891	58.831	39.232	39.232
NAVIGATORS INS CO	NY	2808119132	1026818752	80697638	844987337	482831512	277778550	60.494	34.803	34.803
NCMIC INS CO	IA	732655730	292380261	29210819	143416093	74855241	40030684	52.786	28.229	28.229
NETHERLANDS INS CO THE	NH	92947284	88150640	1269545	0	0	0	0	0	0
NEVADA GEN INS CO	NV	14840039	5852234	-1703175	13893801	12393134	6768226	89.029	48.621	48.621
NEW ENGLAND INS CO	CT	19242831	17455748	2393696	10	72500	2535	704567.736	24637.512	24637.512
NEW ENGLAND REINS CORP	CT	382433314	36881663	680075	10	72500	2535	704566.861	24638.387	24638.387
NEW HAMPSHIRE INS CO	IL	204198270	175705189	-15382200	0	0	11302396	0	0	0
NEW YORK MARINE & GEN INS CO	NY	1277932740	355365508	-28623291	393402421	294668692	142506500	74.464	36.012	36.012
NGM INS CO	FL	2468023160	1039407063	94656	1066213804	739718445	345514920	71.847	33.559	33.559
NORCAL MUT INS CO	CA	1562059633	705105158	136063545	337450070	254129847	76979846	77.688	23.533	23.533
NORGUARD INS CO	PA	760653411	198394702	18416037	229713835	119488134	533961115	58.984	26.358	26.358
NORTH AMER ELITE INS CO	NH	133984838	41309210	5595106	0	287218	-6253319	0	0	0
NORTH AMER SPECIALTY INS CO	NH	488064028	313640530	7218202	229584	-2554846	-5489448	-1226.24	-2634.75	-2634.75
NORTH PACIFIC INS CO	OR	8058787	7873146	82781	0	0	0	0	0	0
NORTH POINTE INS CO	PA	19083324	14007292	1321896	-11827497	0	0	0	0	0
NORTH RIVER INS CO	NJ	1051367095	284952858	-6588732	396786694	247977215	137546986	63.698	35.332	35.332
NORTHLAND GAS CO	CT	108750345	38161663	3535379	30479677	18940874	9168819	63.392	30.687	30.687
NORTHLAND INS CO	CT	1176903365	535103431	52682867	265608618	165056328	79899970	63.392	30.687	30.687
NORTHWEST DENTISTS INS CO	WA	22062348	10357721	-1454885	6144795	6335272	2314315	105.338	38.481	38.481
NOVA CAS CO	NY	95857001	95807156	2445578	0	0	0	0	0	0
NUTMEG INS CO	CT	825378897	581474133	-62760961	73749430	51813969	21505034	70.383	29.274	29.274
OAK RIVER INS CO	NE	665625166	230042834	18638822	127159441	72685062	29018575	61.3	24.5	24.5
OAKWOOD INS CO	TN	61758012	27980723	-897071	3157	0	806125	-0.002	6491.062	6491.062
OBI NATL INS CO	PA	13157395	13135146	18743	0	0	0	0	0	0
OCCIDENTAL FIRE & CAS CO OF NC	NC	602812300	172690315	7688638	51342309	37862097	18524047	76.612	37.482	37.482
ODYSSEY REINS CO	CT	7162637808	3193932808	158439201	1575173030	866993440	540879410	55.326	34.515	34.515
OHIC INS CO	OH	97347366	46901303	-9103880	0	17882155	1061602	0	0	0
OHIO CAS INS CO	NH	5641631457	1721910797	73210086	2119909226	1442351184	684267158	69.848	33.137	33.137
OHIO IND CO	OH	151999923	45555469	9060834	83294134	40751626	31256149	49.723	38.137	38.137
OHIO SECURITY INS CO	NH	15859101	15750893	294367	0	0	0	0	0	0
OLD REPUBLIC GEN INS CORP	IL	2021157535	556789860	53024230	184398359	166740607	8584197	84.955	4.374	4.374
OLD REPUBLIC INS CO	PA	2813767678	1106879613	106482026	470673459	238105365	132287466	54.715	30.399	30.399
OLD REPUBLIC SECURITY ASSUR CO	IL	1056640081	196764131	-10899145	224357399	242140244	61332577	97.901	24.798	24.798
OLD REPUBLIC SURETY CO	WI	122947467	64234902	7641066	47887062	7307031	33992462	15.382	71.557	71.557
OLD UNITED GAS CO	KS	605347651	209701610	20880020	150850227	52318514	42804374	46.7	38.208	38.208
OREGON AUTOMOBILE INS CO	OR	8246658	7840166	59097	0	0	0	0	0	0

Summary of Financial Condition as of December 31, 2016

PROPERTY AND CASUALTY INSURERS (continued)									
Company Name	State of Domicile	Admitted Assets	Capital & Surplus	Net Income	Net Premiums Written	Net Losses and LAE	Other Expenses	Net Loss and LAE Ratio	Net Other Expense Ratio
OREGON MUT INS CO	OR	212981531	68640099	1544434	123591892	84281570	45030597	68.298	36.491
OWNERS INS CO	OH	3924577923	1696790244	123223841	1519109185	1127330944	456394299	68.554	27.754
PACIFIC COMPENSATION INS CO	CA	361257653	111748838	1302820	138246620	104363714	40140560	75.181	28.916
PACIFIC EMPLOYERS INS CO	PA	3774235596	1319872278	114623414	889334461	670129261	150922712	76.513	17.232
PACIFIC IND CO	WI	6555131608	2926618506	417824473	1074496819	689540656	341287215	53.2	26.4
PACIFIC PIONEER INS CO	CA	22900152	8130722	779639	4734878	442010	1282743	72.726	21.096
PACIFIC SPECIALTY INS CO	CA	314192590	132026111	17588457	186522667	106085289	78726194	57.223	42.466
PACIFIC STAR INS CO	WI	13854843	10426745	100105	1537868	797582	591377	56.996	42.26
PACO ASSUR CO INC	IL	68090051	33290615	3156965	9766179	4761189	2340951	49.525	24.35
PARTNERE AMER INS CO	DE	370944522	115954803	770686	32077484	27485021	6986971	85.775	21.805
PARTNERE INS CO OF NY	NY	125576284	111338411	2013506	27699	-61403	268895	-221.679	970.775
PEACHTREE CAS INS CO	FL	18256674	5097476	-3809944	8293353	7485799	4552759	87.591	53.272
PEAK PROP & CAS INS CORP	WI	46998734	38969846	493948	0	0	0	0	0
PEERLESS IND INS CO	IL	192431548	187546354	3651002	0	0	0	0	0
PEERLESS INS CO	NH	13330782532	3538885731	154287810	5299773064	3605877961	1710667897	69.848	33.137
PEMCO MUT INS CO	WA	740731985	282032168	24117857	421506918	330075308	109248695	80.704	26.711
PENN AMER INS CO	PA	138689080	79894290	-569024	26924984	17187718	10649611	67.103	41.578
PENN MILLERS INS CO	PA	91894813	41016113	4678013	0	1904809	-5746994	0	0
PENNSYLVANIA LUMBERMENS MUT INS	PA	466278859	119093405	13758986	139175895	888080714	44505208	64.328	32.237
PENNSYLVANIA MANUFACTURERS ASSOC INS	PA	929588206	283727844	274280	159058336	121886007	39095064	78.618	25.217
PENNSYLVANIA MANUFACTURERS IND CO	PA	211349243	74928829	2391968	53019445	40628671	13031689	78.619	25.217
PENNSYLVANIA NATL MUT CAS INS CO	PA	1279710567	611953728	29399138	336107063	215247949	113947269	64.184	33.977
PERMANENT GEN ASSUR CORP	OH	417927019	131974799	-17303020	331527059	251525118	108797420	82.883	35.851
PETROLEUM CAS CO	TX	34186763	24039622	3290007	4912256	1184866	1343599	24.121	27.352
PHARMACISTS MUT INS CO	IA	291129828	11523975	8460883	106951475	60250664	34563574	60.647	34.791
PHILADELPHIA IND INS CO	PA	8081000333	2271496712	347680445	2872831454	1683106727	867201262	60.848	31.351
PHOENIX INS CO	CT	4184070936	1718395376	215893768	1088861160	676460418	327459006	63.374	30.678
PHYSICIANS INS A MUT CO	WA	502299386	232066326	8069037	78240313	64504225	16313878	82.236	20.798
PIONEER SPECIALTY INS CO	MN	66666456	27216103	1691861	27930240	17703027	7424630	65.506	27.473
PLANS LIAB INS CO	OH	73334587	32566259	-1344906	3049565	4620100	2873683	156.834	97.55
PLATTE RIVER INS CO	NE	140046252	43368442	1734927	37503738	19427365	16493893	54.547	46.311
PLAZA INS CO	IA	69869414	27262489	384361	0	0	0	0	0
PMI INS CO	AZ	113775456	59641032	7164938	2292464	7136048	7966961	33.704	37.628
PMI MORTGAGE INS CO	AZ	870778938	-1436858944	112457437	165370500	91044332	13573512	54.692	8.154
PODIATRY INS CO OF AMER	IL	300975336	120225886	9331534	44914759	38658737	6962774	84.334	15.189
PRAETORIAN INS CO	PA	492016349	226787396	4972080	61128247	70943504	47309576	58.831	39.232
PREFERRED PROFESSIONAL INS CO	NE	325640507	170176971	11809228	49603165	28021377	10443995	59.368	22.127
PREVISOR INS CO	CO	9110546	7641745	-481837	230806	145823	733443	135.52	681.62
PROASSURANCE IND CO INC	AL	1247230903	464753780	83686520	197804309	110524868	36890082	52.535	17.535
PRODUCERS AGRICULTURE INS CO	TX	377872127	61337959	1141619	0	-10	1152351	0	0
PROFESSIONALS ADVOCATE INS CO	MD	136792227	108698551	3361859	5242735	2763634	2712034	51.326	50.368
PROGRESSIVE ADVANCED INS CO	OH	467638855	198983326	9220777	328200675	242602948	60929181	76.47	19.205
PROGRESSIVE CAS INS CO	OH	6967107398	1818890349	321516832	5614176838	4072816595	1126793794	75.309	20.835

Summary of Financial Condition as of December 31, 2016

PROPERTY AND CASUALTY INSURERS (continued)									
Company Name	State of Domicile	Admitted Assets	Capital & Surplus	Net Income	Net Premiums Written	Net Losses and LAE	Other Expenses	Net Loss and LAE Ratio	Net Other Expense Ratio
PROGRESSIVE CLASSIC INS CO	WI	391540766	110895334	11862748	343725114	249356118	68987375	75.309	20.835
PROGRESSIVE DIRECT INS CO	OH	6727474907	2065359897	263933213	6358888080	4700432131	1180502888	76.47	19.205
PROGRESSIVE MAX INS CO	OH	500268977	162179043	18539697	492301013	363904423	91393772	76.47	19.205
PROGRESSIVE NORTHERN INS CO	WI	1576371849	442382853	60966790	1374900449	997424473	275949501	75.309	20.835
PROGRESSIVE NORTHWESTERN INS CO	OH	1537666739	441628826	57642542	1374900451	997424473	275949501	75.309	20.835
PROGRESSIVE PREFERRED INS CO	OH	793204659	221667357	27556720	687450226	498712236	137974750	75.309	20.835
PROGRESSIVE PREMIER INS CO OF IL	OH	284482277	71514805	5132264	164100336	121301474	30464591	76.47	19.205
PROGRESSIVE SPECIALTY INS CO	OH	943046635	263431077	38122990	802025263	581830942	160970542	75.309	20.835
PROGRESSIVE WEST INS CO	OH	126505888	31868896	1853135	277175731	21714108	6177341	77.153	21.949
PROPERTY & CAS INS CO OF HARTFORD	IN	249662410	118222735	10574675	52678164	37009978	15393239	70.383	29.274
PROSELECT INS CO	NE	83084522	24476459	552892	0	0	0	0	0
PROSELECT NATL INS CO INC	AZ	14707959	13283113	238102	0	0	75395	0	0
PROTECTIVE INS CO	IN	785370653	397989621	23171896	255728572	169105189	80411636	65.7	31.3
PROTECTIVE PROP & CAS INS CO	MO	377763638	168617431	16630465	61782279	39690517	10728957	65.477	17.7
PROVIDENCE WASHINGTON INS CO	RI	188433818	56729827	-4732077	-18416531	-13440547	5433855	72.981	-29.614
PUBLIC SERV INS CO	IL	295096916	28264847	-51267152	46620451	73804048	24856395	95.509	32.166
QBE INS CORP	PA	2324967879	748944553	27731655	846864188	431571353	287799922	58.831	39.232
QBE REINS CORP	PA	1171085174	863593389	1100418	147468339	85723081	57165739	58.831	39.232
QUALITAS INS CO	CA	57476219	15578598	-1589796	41258489	20196679	13314091	65.531	43.2
QUANTA INS CO	CO	20057227	19045659	-963196	-6201235	-5705246	2070430	93.96	-34.098
RADIANT GUAR INC	PA	3900132081	1349675401	480825074	628682018	181757968	236592407	22.735	29.594
RADIANT MORTGAGE ASSUR INC	PA	8643468	8623333	-139958	0	0	162530	0	0
RAMPART INS CO	NY	28336494	9392868	-1202400	0	669339	671050	0	0
RED SHIELD INS CO	WA	39128197	21816171	628494	13091775	5485086	7120739	42.7	55.4
REDWOOD FIRE & CAS INS CO	NE	1655076295	637287619	53035826	386077420	227946620	76579159	63.8	21.4
REGENT INS CO	WI	34951341	31859932	1408154	-13517138	0	0	0	0
REPUBLIC IND CO OF AMER	CA	2300334614	532336031	104474967	791218593	509223160	196703829	64.126	24.771
REPUBLIC IND CO OF CA	CA	32184110	32010763	401428	0	0	0	0	0
REPUBLIC MORTGAGE INS CO	NC	652423358	51206417	86992744	124819621	44489782	13096080	34.491	10.153
REPUBLIC MORTGAGE INS CO OF FL	FL	23313880	8950419	1405542	2155289	772221	429239	34.576	19.219
REPUBLIC MORTGAGE INS OF NC	NC	157589985	19545038	13425456	22145455	9317502	3596092	40.578	15.661
REPWEST INS CO	AZ	321169031	176009010	19580240	41896619	9550239	26179829	22.789	62.472
RESPONSE INS CO	IL	38536857	35902723	113132	0	0	0	0	0
RESPONSE WORLDWIDE INS CO	IL	11399707	11367900	247389	0	0	0	0	0
RIVERPORT INS CO	IA	96397135	41915666	583433	0	0	0	0	0
RLI INS CO	IL	1753351921	859976200	107301441	456285086	234445851	187150313	52.06	41.558
ROCHE SURETY & CAS CO INC	FL	23988033	9484744	576892	3100577	0	2440410	0	76.8
ROCKWOOD CAS INS CO	PA	248573997	87017098	11337655	40118098	16249771	14698067	41.315	37.369
RSUI IND CO	NH	3401650967	1529283178	175216797	681037561	372676913	195797064	53.346	28.027
RURAL COMM INS CO	MN	1753728360	266994083	19180726	-35283005	-12214403	405921	-1109.581	36.875
RVI AMER INS CO	CT	106616031	71517971	2683661	5971507	163247	2830108	2.93	50.793
SAFECO INS CO OF AMER	NH	4485053022	1497864470	46851005	1589931921	1081763392	513200378	69.848	33.137
SAFECO INS CO OF IL	IL	190512493	183590279	1553714	0	0	0	0	0

Summary of Financial Condition as of December 31, 2016

PROPERTY AND CASUALTY INSURERS (continued)										
Company Name	State of Domicile	Admitted Assets	Capital & Surplus	Net Income	Net Premiums Written	Net Losses and LAE	Other Expenses	Net Loss and LAE Ratio	Net Other Expense Ratio	
SAFECO INS CO OF IN	IN	15253973	15245130	255451	0	0	0	0	0	0
SAFECO NATL INS CO	NH	15090018	14684732	325368	0	0	0	0	0	0
SAFETY FIRST INS CO	IL	71737285	67636539	2652721	1131435	497106	427567	38.2	32.9	32.9
SAFETY NATL CAS CORP	MO	6450443409	1812580494	175331767	778409080	625579209	198859292	84.6	26.9	26.9
SAFEMAY INS CO	IL	468266012	287925513	-545352	210488907	179137335	50275646	86.075	24.157	24.157
SAGAMORE INS CO	IN	157825177	129063726	8736842	14403761	11217674	4715335	65.4	27.5	27.5
SAMSUNG FIRE & MARINE INS CO LTD	NY	273793286	71540530	-62139072	60957743	92978611	26219779	168.907	47.631	47.631
SAN FRANCISCO REINS CO	CA	3539797746	613865731	-22051053	-443329183	-338952501	40254763	76.456	-9.08	-9.08
SCOR REINS CO	NY	3163123539	1102868407	60677864	1123716015	535138238	453894152	53.206	45.128	45.128
SCOTTS DALE IND CO	OH	88742686	38824280	775216	0	0	0	0	0	0
SEABRIGHT INS CO	TX	29557017	26254287	362657	0	0	69885	0	0	0
SEAVIEW INS CO	CA	23656203	13282680	2536517	8534228	-22400	5102804	-0.257	58.459	58.459
SECURA INS A MUT CO	WI	1090098623	404206696	27682926	491307621	285589107	148532403	59.9	31.1	31.1
SECURA SUPREME INS CO	WI	136459263	61185296	5043140	54589726	31732129	16550689	59.9	31.2	31.2
SECURIAN CAS CO	MN	275760796	120100004	4560240	231598151	108687682	85488434	55.501	43.655	43.655
SECURITY NATL INS CO	DE	1204877995	217161792	35503265	228449027	95676841	54025637	48.574	27.428	27.428
SELECT INS CO	TX	78476462	78086820	2197401	0	0	0	0	0	0
SELECT MARKETS INS CO	IL	16058198	15996491	267150	0	0	0	0	0	0
SELECTIVE INS CO OF NY	NY	424268533	101809823	12878279	156610140	86338262	54009402	57.379	35.894	35.894
SENECA INS CO INC	NY	194129597	141227590	-9209448	0	0	0	0	0	0
SENTINEL INS CO LTD	CT	260994596	182549176	14235162	31606899	22205987	9235943	70.383	29.274	29.274
SENTRIUTY CAS CO	TX	192249106	47965167	1178027	12010367	6217067	1892304	54.716	16.654	16.654
SENTRY CAS CO	WI	296164831	71776914	4630473	50312348	36324547	14892576	73.915	30.304	30.304
SENTRY INS A MUT CO	WI	7587291179	4723513024	238131222	1086746710	784610210	321679632	73.915	30.304	30.304
SENTRY SELECT INS CO	WI	706950590	231383422	11580719	201249391	145298187	59570302	73.915	30.304	30.304
SEQUOIA IND CO	NV	11087697	10309616	-33056	769497	470759	376001	64.843	51.791	51.791
SEQUOIA INS CO	CA	246944489	96390725	6312735	-5123111	-14870587	10247172	720.773	-496.677	-496.677
SERVICE INS CO	FL	49448690	41781717	4383569	5403955	4294451	1604011	50.648	18.917	18.917
SIRIUS AMER INS CO	NY	1395066346	544304975	82683706	217299340	199929277	77805416	73.829	28.732	28.732
SOMPO JAPAN FIRE & MAR INS CO AMER	NY	78503022	73979820	-464843	135032	336535	988369	260.189	764.147	764.147
SOMPO JAPAN INS CO OF AMER	NY	1229521502	558735221	34741877	182268871	112289000	60567877	61.23	33.027	33.027
SOUTHERN INS CO	TX	38645421	29110490	-1646050	162702	3035999	24002	2604.041	20.587	20.587
SOUTHWEST MARINE & GEN INS CO	AZ	119395658	61468659	-1586983	24531832	18448317	8966204	74.761	36.335	36.335
SPARTA INS CO	CT	305306120	72827712	-54267782	6255454	66303531	7772424	1008.036	118.167	118.167
SPINNAKER INS CO	IL	39148611	29095736	-4033788	8370292	2460068	5505282	70.194	157.085	157.085
ST PAUL FIRE & MARINE INS CO	CT	18558671505	5558231343	1199437015	5490481541	3437257363	1659688242	63.823	30.817	30.817
ST PAUL GUARDIAN INS CO	CT	74806258	24290192	2405030	21771198	13529192	6549146	63.392	30.686	30.686
ST PAUL MERCURY INS CO	CT	331489487	121290539	12145986	87084793	54116821	26196694	63.392	30.687	30.687
ST PAUL PROTECTIVE INS CO	CT	513737446	222802478	16883748	126372950	78469395	37985216	63.341	30.662	30.662
STANDARD FIRE INS CO	CT	3679128192	1201821702	202389260	1053727243	654813668	316980284	63.392	30.687	30.687
STANDARD GUAR INS CO	DE	350741721	143311833	28007676	199794002	74225250	111679527	35.602	53.567	53.567
STAR CAS INS CO	FL	11939470	4043035	-4634350	6169832	8042195	3208258	129.161	51.526	51.526
STAR INS CO	MI	1915390185	508325507	16247706	587108227	383069682	222433941	64.602	37.512	37.512

Summary of Financial Condition as of December 31, 2016

PROPERTY AND CASUALTY INSURERS (continued)									
Company Name	State of Domicile	Admitted Assets	Capital & Surplus	Net Income	Net Premiums Written	Net Losses and LAE	Other Expenses	Net Loss and LAE Ratio	Net Other Expense Ratio
STARNET INS CO	DE	239217622	116447137	2243689	0	0	0	0	0
STARR IND & LIAB CO	TX	4442324605	1922462392	98802938	1003184089	901157822	186799659	85.892	17.804
STARSTONE NATL INS CO	DE	379303636	94134794	6589571	93073485	72851900	36195668	68.12	33.845
STATE AUTO PROP & CAS INS CO	IA	2482632411	682524170	19296689	1014731614	740758748	341742666	73.08	33.715
STATE AUTOMOBILE MUT INS CO	OH	2461059714	822552242	-14555607	686436325	501074367	232353308	73.076	33.886
STATE FARM FIRE & CAS CO	IL	38352517909	16354720857	1713554364	16167125582	10565965622	4342783576	65.228	26.81
STATE FARM GEN INS CO	IL	7112139093	4076025556	128664293	1930664252	1445201018	538224204	75.326	28.053
STATE FARM MUT AUTO INS CO	IL	1.47697E+11	87573897256	-2553846580	40454970954	36395149631	9966324139	91.922	25.172
STATE NATL INS CO INC	TX	369721367	269415112	6456038	62578196	28291690	24558683	47.554	41.28
STILLWATER INS CO	CA	363054749	186007688	15362	221746962	136461490	73968656	66.864	36.244
STILLWATER PROP & CAS INS CO	NY	128338636	120400846	5349897	2512496	0	393791	0	15.673
STONINGTON INS CO	PA	15263646	14210490	1089047	-21120530	0	0	0	0
STRAITFORD INS CO	NH	145642558	84830741	1208922	15176030	9440308	5962860	68.269	43.121
SUBLIMITY INS CO	OR	40033836	16870839	1030185	26581347	19373522	8588879	71.611	31.747
SUECIA INS CO	NY	45735816	21597397	137829	0	-956242	74653	0	0
SUN SURETY INS CO	SD	20383416	9828823	720500	3670433	65345	2675698	1.778	72.799
SURETEC INS CO	TX	227898290	94494787	13106170	61685988	7440374	37344519	12.568	63.082
SURETY BONDING CO OF AMER	SD	7605917	7588765	90033	0	0	0	0	0
SUSSEX INS CO	IL	658714857	130717276	-20689631	1465802	23416092	19886697	247.809	210.458
SWISS REINS AMER CORP	NY	1297241287	3352295894	406392192	1882860986	1112017443	676286893	57.165	34.766
SYNCORA GUAR INC	NY	1259875625	1188284273	60801558	8159701	-65611359	37129977	-296.389	167.729
T H E INS CO	LA	204936112	52297645	-16072598	69073308	71626851	21992309	107.462	32.995
TDC NATL ASSUR CO	OR	317994465	89261175	20859391	18709524	2034496	2052627	10.874	10.971
TEACHERS INS CO	IL	347723585	151101659	8228900	205844679	151296000	54583899	75.143	27.11
TECHNOLOGY INS CO INC	DE	2349954235	577120743	53869104	1140406460	706600264	336869157	64.775	30.881
THE BAR PLAN MUT INS CO	MO	43597382	17561317	250945	9980134	6007392	4558643	59.55	45.189
THE CINCINNATI IND CO	OH	130336161	93179360	4127437	0	0	0	0	0
THE TRAVELERS CAS CO	CT	204879937	62273246	6905976	63136475	39234688	18992590	63.392	30.687
TIG INS CO	CA	2818449339	735966722	-46141197	63468209	149189942	77492364	235.062	122.096
TITAN IND CO	TX	215662820	145728176	1922538	0	0	0	0	0
TNIUS INS CO	NY	65195385	56579085	1391888	0	-122631	-9000	0	0
TOKIO MARINE AMER INS CO	NY	1444630947	539301394	-44123	302692214	227411194	118592680	75.385	39.312
TOYOTA MOTOR INS CO	IA	518572411	246850440	16576461	89247636	48495810	16263431	66.078	22.16
TRANS PACIFIC INS CO	NY	70963497	52693312	1080623	8	247438	-17000	-15087.683	1036.585
TRANSAMERICA CAS INS CO	OH	395516234	179508691	11212441	358479570	216462907	142571696	59.338	39.083
TRANSATLANTIC REINS CO	NY	14019363965	4908708785	541698179	3574160099	2020678198	1293239641	58.229	37.267
TRANSGUARD INS CO OF AMER INC	IL	299191980	137101931	2998967	119497893	66997592	36016295	58.246	31.312
TRANSPORT INS CO	OH	36702269	17240976	-1290159	0	5525660	1088223	0	0
TRANSPORTATION INS CO	IL	77502251	77338712	1910516	0	0	0	0	0
TRAVCO INS CO	CT	216428471	69364109	6412304	58782235	36528846	17682752	63.392	30.687
TRAVELERS CAS & SURETY CO	CT	16564340144	6485843440	1183916572	4432619954	2754546755	1333412970	63.392	30.687
TRAVELERS CAS & SURETY CO OF AMER	CT	4195751503	2088189284	461852002	1419817337	285832269	567938322	20.306	40.348
TRAVELERS CAS CO OF CT	CT	321495317	89846571	10776285	102324632	63587265	30781116	63.392	30.687

Summary of Financial Condition as of December 31, 2016

PROPERTY AND CASUALTY INSURERS (continued)									
Company Name	State of Domicile	Admitted Assets	Capital & Surplus	Net Income	Net Premiums Written	Net Losses and LAE	Other Expenses	Net Loss and LAE Ratio	Net Other Expense Ratio
TRAVELERS CAS INS CO OF AMER	CT	1937020123	560007945	67763471	594353711	369347371	178792587	63.392	30.687
TRAVELERS COMMERCIAL CAS CO	CT	376775982	95269989	12089100	102324632	63587265	30781116	63.392	30.687
TRAVELERS COMMERCIAL INS CO	CT	354847681	93946954	9671301	102324632	63587265	30781116	63.392	30.687
TRAVELERS CONSTITUTION STATE INS CO	CT	204845250	62290067	6869214	63136475	39234688	18992590	63.392	30.687
TRAVELERS HOME & MARINE INS CO	CT	374851798	110141793	7651555	58782235	36528846	17682752	63.392	30.687
TRAVELERS IND CO	CT	21180359072	7003466873	1100317160	5070524258	3151156969	1525854865	63.396	30.697
TRAVELERS IND CO OF AMER	CT	615422642	186697784	19971181	167638226	104174890	50428656	63.392	30.687
TRAVELERS IND CO OF CT	CT	1084067809	345102339	37988343	298265416	185350139	89723740	63.392	30.687
TRAVELERS PROP CAS CO OF AMER	CT	837147237	436887046	16053670	78376314	48705134	23577017	63.392	30.687
TRAVELERS PROP CAS INS CO	CT	253746709	71095217	6843226	65313595	40587609	19647510	63.392	30.687
TRENWICK AMER REINS CORP	CT	56107550	31732793	-2365601	3190	311430	27038	9762.696	847.586
TRI STATE INS CO OF MN	IA	49754537	32880933	651642	0	0	0	0	0
TRIANGLE INS CO INC	OK	88046536	30204256	2445600	40380043	26385428	11392630	67.499	29.144
TRINITY UNIVERSAL INS CO	TX	1900775370	771447612	70014460	1194505901	854416081	384959491	71.522	32.224
TRITON INS CO	TX	426127909	139462024	13865615	101507600	45103565	47840195	41.325	43.833
TRIUMPH CAS CO	OH	60947013	19959697	828586	8827228	5980391	2435289	70.204	28.588
TRUCK INS EXCH	CA	2143563965	615673259	-19568067	1144042347	850030124	381427146	72.481	32.524
TRUMBULL INS CO	CT	226829477	95506281	12704208	52678159	37009975	15393236	70.383	29.274
TWIN CITY FIRE INS CO CO	IN	675475171	281261565	21036479	158034492	111029934	46179715	70.383	29.274
UWIA INS INC	OR	232033714	108125741	11304054	39239979	30540289	6265364	76.719	15.739
UNIGARD IND CO	WI	18855055	7436605	84044	-5913746	0	0	0	0
UNIGARD INS CO	WI	397855806	107375850	3963454	174198358	88679052	59136971	58.831	39.232
UNION INS CO	IA	137099564	44787494	860768	0	0	0	0	0
UNITED FINANCIAL CAS CO	OH	2896656105	664398593	114541301	1981186226	1399086860	375169001	74.093	19.868
UNITED FIRE & CAS CO	IA	1893910347	770908325	44101104	617580675	418142395	183759912	69.792	30.671
UNITED GUAR CREDIT INS CO	NC	25496894	23804274	787162	177721	-216704	72468	-118.237	39.54
UNITED GUAR MORTGAGE IND CO	NC	445222547	303718100	17907036	18493586	8821218	5016599	41.816	23.781
UNITED GUAR RESIDENTIAL INS CO	NC	3307929353	1186509107	335169888	548800563	109447949	168286607	17.795	27.362
UNITED GUAR RESIDENTIAL INS CO OF NC	NC	338499772	320751819	105272488	27068799	-13263797	3689142	-48.913	13.604
UNITED HERITAGE PROP & CAS CO	ID	42863122	17022237	1443305	23643262	16547729	6917604	72.56	30.333
UNITED SERV AUTOMOBILE ASSN	TX	33796523820	25341021313	373428304	7038098240	6280111601	856617739	90.134	12.294
UNITED STATES FIDELITY & GUAR CO	CT	3252085863	1043283232	129681819	960109841	596638070	288818804	63.392	30.687
UNITED STATES FIRE INS CO	DE	3949601255	1218861011	32318172	1370717668	856648559	475055048	63.698	35.324
UNITED STATES LIAB INS CO	PA	1015343740	647262017	25197604	204337398	76088193	87771481	38.8	44.7
UNITED WI INS CO	WI	415641429	117526967	13385050	114891477	65473869	24024446	60.09	22.049
UNITRIN AUTO & HOME INS CO	NY	76843999	33611941	1400608	0	0	0	0	0
UNITRIN PREFERRED INS CO	NY	22245743	9572967	401824	0	0	0	0	0
UNITRIN SAFEGUARD INS CO	WI	26944131	7517235	235772	0	0	0	0	0
UNIVERSAL FIRE & CAS INS CO	IN	15414592	7279749	488123	3058084	0	2559764	0	83.705
UNIVERSAL SURETY CO	NE	207936898	152672419	9133024	2755639	40821	1672501	1.4	56.3
UNIVERSAL SURETY OF AMER	SD	14623380	14601300	184658	0	0	0	0	0
UNIVERSAL UNDERWRITERS INS CO	IL	328858520	322630055	-2930648	0	0	0	0	0
UNIVERSAL UNDERWRITERS OF TX INS	IL	11809677	9595390	228992	0	0	0	0	0

Summary of Financial Condition as of December 31, 2016

PROPERTY AND CASUALTY INSURERS (continued)									
Company Name	State of Domicile	Admitted Assets	Capital & Surplus	Net Income	Net Premiums Written	Net Losses and LAE	Other Expenses	Net Loss and LAE Ratio	Net Other Expense Ratio
US SPECIALTY INS CO	TX	1792143025	518152604	76180544	464110932	265931750	153535083	59.721	34.48
US UNDERWRITERS INS CO	ND	172409247	126927331	1746315	12355046	7026902	4895702	54.4	37.9
USAA CAS INS CO	TX	10315437132	4489788130	-36558838	6471932510	5654981006	772763711	91.795	12.544
USAA GEN IND CO	TX	4001369164	1482008827	-23093170	2752812327	2407147244	313659375	91.674	11.945
UTICA MUT INS CO	NY	2382250200	866084601	45663390	745111979	471995118	246730350	65.483	34.231
VALLEY FORGE INS CO	PA	70258564	70183936	2578616	0	0	0	0	0
VANLINER INS CO	MO	405998439	140346571	4980938	114753966	77749892	31389594	70.208	28.345
VERLAN FIRE INS CO MD	NH	26550857	26524297	580239	0	0	0	0	0
VICTORIA FIRE & CAS CO	OH	122933105	42678075	756857	0	0	0	0	0
VIGILANT INS CO	NY	508049216	319504754	15179390	31683995	20349340	10038825	53.5	26.4
VIKING INS CO OF WI	WI	408911990	178169961	7808507	100624695	72649093	29785151	73.915	30.304
VIRGINIA SURETY CO INC	IL	1169795980	409997635	64927755	45901553	163178418	67950682	62.827	26.162
WARNER INS CO	IL	12319279	12168449	118120	0	0	0	0	0
WASHINGTON GAS CO	WA	22990403	21292616	373901	0	0	0	0	0
WASHINGTON INTL INS CO	NH	100242374	80052190	2925796	5558	-1435375	-638003	-22729.612	-10102.977
WATFORD INS CO	NJ	29716065	20663234	698137	0	0	14260	0	0
WAUSAU BUSINESS INS CO	WI	34832948	28679311	50166	0	0	0	0	0
WAUSAU UNDERWRITERS INS CO	WI	115976280	67583763	780338	0	0	0	0	0
WESCO INS CO	DE	1903659688	363506789	5935674	607022141	357337137	178859874	67.461	33.767
WEST AMER INS CO	IN	51406833	50284233	4881843	0	0	0	0	0
WESTCHESTER FIRE INS CO	PA	1764444470	702846643	22904527	361801160	279125815	124321859	76.467	34.058
WESTERN AGRIC INS CO	IA	210974072	103043443	13104708	105635781	62595288	28125626	59.894	26.912
WESTERN COMM INS CO	ID	40772481	32032548	1490744	0	0	-635002	0	0
WESTERN GEN INS CO	CA	82894311	20809416	868568	58981288	35373403	24563883	58.9	40.9
WESTERN NATL ASSUR CO	MN	66836017	27714689	2164227	27939240	17703027	7424632	65.506	27.473
WESTERN NATL MUT INS CO	MN	956313237	433542736	28136079	349240493	221287839	92807909	65.506	27.473
WESTERN PROFESSIONAL INS CO	WA	13652835	13554534	186012	0	0	67501	0	0
WESTERN PROTECTORS INS CO	OR	9252139	8954040	343637	-1106284	0	-122620	0	0
WESTERN SURETY CO	SD	1998783969	1452410990	129612951	370214553	53445928	197614392	14.674	54.256
WESTFIELD INS CO	OH	2739569528	1177296592	82302249	977149199	601276170	349263788	62.3	36.2
WESTFIELD NATL INS CO	OH	659496994	300380320	18316230	235239619	144751671	84082023	62.3	36.2
WESTPORT INS CORP	MO	4730102545	1558561280	189745310	287121281	224576369	100062237	80.094	35.687
WHITE PINE INS CO	MI	78491281	32391168	-1209390	42544273	27953694	19768271	63.898	44.044
WILLIAMSBURG NATL INS CO	MI	82092328	32425099	6883916	0	0	0	0	0
WILSHIRE INS CO	NC	291606987	109076350	5779741	88531195	72711992	25485658	85.325	29.907
WINDHAVEN NATL INS CO	TX	5903018	5624551	-1105825	0	335783	455433	0	0
WORK FIRST CAS CO	DE	42264745	12661502	1906113	16177467	10947273	4826825	68.285	30.108
WORKERS COMP EXCH	ID	8000208	519871	0	2420997	2371574	319883	97.959	13.213
WRIGHT NATL FLOOD INS CO	TX	30650606	23505838	8184234	17605	14845153	-27180738	84323.505	-154392.15
WRM AMER IND CO INC	NY	15250587	15149174	-447256	0	65586	389143	0	0
X L INS CO OF NY	NY	240365321	74856021	-63970	50014964	30623245	13572189	69.327	30.726
XL INS AMER INC	DE	825361283	193348052	9096243	166716545	102077476	45240630	69.327	30.726
XL REINS AMER INC	NY	6274096334	2076284392	90851144	1083657558	663503638	294064093	69.327	30.726

Summary of Financial Condition as of December 31, 2016

PROPERTY AND CASUALTY INSURERS (continued)									
Company Name	State of Domicile	Admitted Assets	Capital & Surplus	Net Income	Net Premiums Written	Net Losses and LAE	Other Expenses	Net Loss and LAE Ratio	Net Other Expense Ratio
XL SPECIALTY INS CO	DE	920432332	283310016	4569683	100029928	61246490	27144378	69.327	30.726
YOSEMITE INS CO	IN	156490817	62803248	11251120	31377104	9493230	12036072	27.791	35.235
ZALE IND CO	TX	54336404	17306152	88588	15223685	1767020	10631684	14.121	84.959
ZENITH INS CO	CA	1824568556	563562581	115205718	792701116	352880202	252695219	44.606	31.942
ZURICH AMER INS CO	NY	31002884451	7851678614	968849843	4215197956	3480431192	743676085	78.466	16.766
ZURICH AMER INS CO OF IL	IL	49746624	34204657	815096	0	0	0	0	0

Summary of Financial Condition as of December 31, 2016

MANAGED CARE ORGANIZATIONS								
Company Name	State of Domicile	Incorporated Date	LICENSED DATE	Total Assets	Liabilities	Capital and Surplus	Net Income	Direct Premiums Written in Idaho
ADVANTAGE DENTAL PLAN INC	OR	10/13/1994	7/17/2003	2,313,395	157,941	2,155,454	216,105	0
ALPHA DENTAL PROGRAMS, INC.	TX	12/31/1985	6/4/2008	22,642,748	6,430,745	16,212,003	2,805,782	47,319
AETNA HEALTH OF UTAH, INC.	UT	7/1/1987	12/16/2004	113,825,097	59,442,120.0	54,382,977.0	(2,654,056.0)	6,279,575.0
BLUE CROSS OF ID CARE PLUS INC	ID	2/19/2013	2/21/2013	123,267,029	63,619,511	59,647,518	13,287,576	324,384,870
BRIDGESPAN HEALTH COMPANY	UT	8/10/1982	1/18/2013	50,080,255	26,161,386	23,918,869	3,456,693	20,529,140
HARMONY HEALTH PLANS OF ILLINOIS INC	IL	8/18/1995	2/4/2016	384,276,694	232,616,175	151,660,518	16,596,839	0
HUMANA BENEFIT PLAN OF IL INC	IL	6/20/1994	4/12/2012	248,641,098	86,878,162	161,762,936	32,079,043	0
HUMANA HEALTH PLAN INC	KY	8/23/1982	3/1/2008	1,678,617,912	811,886,637	866,731,275	36,960,509	32,784,546
MCNA INSURANCE COMPANY	TX	5/4/2011	2/24/2016	171,915,266	50,480,449	121,434,817	27,743,791	0
MODA HEALTH PLAN INC	OR	11/3/1988	1/24/2007	366,378,390	288,805,834	77,572,556	(12,904,649)	0
MONTANA HLTH COOPERATIVE	MT	12/15/2010	6/13/2014	51,848,226	27,842,614	24,005,612	(19,695,381)	59,517,845
PACIFICSOURCE COMM HLTH PLANS	OR	12/12/2005	12/29/2014	123,122,115	56,728,996	66,393,119	5,488,636	182,962,707
PACIFICSOURCE HEALTH PLANS	OR	3/31/1933	5/19/2006	238,086,346	80,724,649	157,361,698	(21,087,838)	42,030,594
SELECTHEALTH INC	UT	12/27/1983	10/26/2012	1,085,883,716	753,876,222	332,007,494	(136,598,635)	354,554,142
VSP VISION CARE INC	VA	4/26/1960	6/26/2014	105,971,173	21,270,624	84,700,549	10,049,020	8,026,984
WILLAMETTE DENTAL OF ID INC	ID	7/22/1998	9/11/1998	20,545,583	130,903	20,414,680	166,885	8,422,044

HOSPITAL PROFESSIONAL SERVICE CORPORATIONS						
Company Name	State of Domicile	Incorporated Date	LICENSED DATE	Total Assets	Liabilities	Capital and Surplus
DELTA DENTAL PLAN OF ID INC	ID	6/21/1971	2/21/1973	48,374,056	12,567,760	35,806,295
						2,030,783
						48,710,822

HOSPITAL TRUSTS				
Company Name	State of Domicile	Admitted Assets	Capital & Surplus	Premium/Annuity Considerations
None				

COUNTY MUTUAL FIRE COMPANY					
Company Name	State of Domicile	Incorporated Date	LICENSED DATE	Total Assets	Liabilities
NEZ PERCE FARMERS COUNTY MUTUAL FIRE INSURANCE COMPANY	ID	1/1/1904	1/7/1905	422,335.08	1,845.45
				\$	\$
				420,487.63	16,055.90
				\$	\$
				122,220.42	

Summary of Financial Condition as of December 31, 2016

FRATERNAL BENEFIT SOCIETIES								
Company Name	State of Domicile	Incorporated Date	LICENSED DATE	Total Assets	Liabilities	Surplus	Net Income	Total Payments Received From Idaho Members
ASSURED LIFE ASSN	CO	1/20/1891	5/29/1901	58,565,916	45,813,376	11,291,187	275,083	254,053
CROATIAN FRATERNAL UNION OF AMER	PA	5/31/1897	8/13/1931	474,311,465	433,437,038	40,874,427	4,409,701	1,043
EVERENCE ASSN INC	IN	12/15/1964	10/19/1982	439,075,828	331,006,099	108,069,729	4,393,877	97,947
FIRST CATH SLOVAK LADIES ASSN USA	OH	10/20/1899	3/1/2008	866,267,376	766,876,843	99,390,534	3,847,433	1,600
INDEPENDENT ORDER OF FORESTERS US BR	NY	7/23/1881	7/14/1950	3,154,451,812	2,909,752,580	233,399,232	(17,593,098)	2,171,666
KNIGHTS OF COLUMBUS	CT	3/29/1882	1/1/1904	23,626,969,334	21,679,450,353	1,948,818,981	88,690,941	2,390,635
LUSO AMER LIFE INS SOCIETY	CA	7/1/1957	3/22/1991	107,739,016	103,050,263	4,688,753	(356,880)	12,892
MODERN WOODMEN OF AMER	IL	5/5/1884	5/29/1901	15,401,301,492	13,768,518,993	1,354,549,247	28,244,924	7,435,446
ORDER OF UNITED COMMERCIAL TRAVELERS	OH	10/4/1890	1/1/1906	16,890,516	7,479,379	9,386,137	(91,789)	3,168,970
ROYAL NEIGHBORS OF AMER	IL	3/21/1895	6/24/1901	979,305,939	790,204,086	95,346,560	(1,397,358)	855,866
SONS OF NORWAY	MN	10/28/1898	5/26/1941	363,901,744	348,886,232	15,015,512	728,726	657,424
THRIVENT FINANCIAL FOR LUTHERANS	WI	11/24/1902	12/1/1926	84,833,536,268	77,107,922,344	7,725,113,924	555,807,813	32,412,638
WOMAN'S LIFE INS SOCIETY	MI	4/6/1897	7/1/1901	203,593,650	182,034,893	21,558,757	(862,115)	770
WOODMEN WORLD LIFE INS SOC	NE	1/1/1891	12/6/1926	10,846,690,311	9,576,454,552	1,270,235,759	159,245,305	65,400

TITLE COMPANIES								
Company Name	State of Domicile	Incorporated Date	LICENSED DATE	Total Assets	Liabilities	CAPITAL PAID UP	SURPLUS	NET INCOME
AMERICAN GUAR TITLE INS CO	OK	7/2/1979	7/18/2005	36,811,049	10,251,988	2,000,000	24,559,061	5,671,891
CHICAGO TITLE INS CO	NE	8/30/1961	5/13/1996	1,904,578,784	926,572,661	2,000,000	976,006,123	298,658,505
COMMONWEALTH LAND TITLE INS CO	NE	3/31/1944	10/25/1972	672,111,957	315,268,865	1,649,306	355,193,786	46,828,659
FIDELITY NATL TITLE INS CO	CA	10/6/1981	11/29/1982	1,290,013,277	823,450,986	76,131,950	390,430,341	187,208,264
FIRST AMER TITLE GUAR CO	TX	9/2/1983	8/10/1982	24,972,851	6,392,248	2,010,000	16,570,603	9,257,871
FIRST AMER TITLE INS CO	NE	9/24/1968	10/28/1969	2,592,919,509	1,405,481,678	300,000,000	887,437,831	150,027,142
INVESTORS TITLE INS CO	NC	1/28/1972	3/3/1997	167,031,598	82,180,911	2,000,000	82,850,687	15,060,926
NATIONAL TITLE INS OF NY INC	NY	3/14/1929	4/13/2011	129,927,795	67,173,555	2,014,516	60,739,724	4,358,776
NORTH AMER TITLE INS CO	CA	9/18/1958	6/28/2013	122,094,050	48,094,313	2,700,000	71,299,737	10,516,537
OLD REPUBLIC NATL TITLE INS CO	FL	8/20/1907	12/8/1983	1,187,320,632	668,699,835	1,526,434	517,094,363	107,449,868
STEWART TITLE GUAR CO	TX	2/20/1908	4/16/1980	1,054,247,286	544,317,803	8,500,000	501,429,483	53,647,456
TITLE RESOURCES GUARANTY COMPANY	TX	3/8/1984	10/11/2016	78,738,866	56,309,605	2,000,000	20,429,262	17,552,383
WESTCOR LAND TITLE INS CO	CA	1/11/1993	1/12/2007	133,170,635	96,510,974	1,505,465	35,154,196	5,752,527
WFG NATL TITLE INS CO	SC	6/18/1974	5/19/2005	118,004,385	90,366,494	2,025,000	25,612,891	3,384,170

Summary of Idaho Business LIFE AND DISABILITY INSURERS

Company Name	Lines of Business	License Date	Incorporated Date	Direct Idaho Premiums Written	Direct Idaho Claims and Benefits	Complaint Count As Of 12/31/2016
4 EVER LIFE INS CO	2, 1	12/19/52	9/22/1949	181,355	69,337	0
5 STAR LIFE INS CO	1, 2	12/1/87	5/24/1943	560,686	588,711	0
AAA LIFE INS CO	1, 2	8/26/70	6/5/1969	1,739,969	631,748	0
ABILITY INS CO	1, 2	4/22/1970	10/6/1967	1,830,763	2,504,277	4
ACCENDO INS CO	2, 1, 21	6/17/1974	12/8/1955	-	(31)	0
ACCORDIA LIFE & ANN CO	1, 2	8/25/1969	8/10/1967	2,698,429	1,230,487	16
ACE LIFE INS CO	1, 2	5/4/1966	7/9/1965	-	-	0
ADVANTAGE DENTAL PLAN INC	2	7/17/2003	10/13/1994	-	-	0
AETNA HLTH & LIFE INS CO	1, 2	8/14/1981	8/19/1971	15,776	9,974	0
AETNA HLTH INS CO	1, 2	8/29/1968	7/8/1938	-	-	0
AETNA LIFE INS CO	2, 1, 21	5/18/1897	6/14/1853	28,048,046	23,634,628	0
ALL SAVERS INS CO	1, 2	7/31/1996	1/7/1986	-	-	0
ALLIANZ LIFE & ANN CO	1, 21	3/22/1991	1/25/1984	-	3,207	0
ALLIANZ LIFE INS CO OF N AMER	1, 21, 2	10/2/1980	8/13/1979	66,423,141	41,542,515	16
ALLSTATE ASSUR CO	21, 1	12/19/1967	6/28/1967	450,500	200,000	0
ALLSTATE LIFE INS CO	2, 1, 21	10/23/1957	3/6/1957	2,161,550	10,149,048	0
ALPHA DENTAL PROGRAMS INC	2	6/4/2008	12/31/1985	47,319	45,843	0
ALTUS HLTH PLANS INC	2	12/16/2004	7/1/1987	6,279,575	6,383,105	0
AMALGAMATED LIFE INS CO	1, 2	12/12/2008	9/29/1943	68,381	83,373	0
AMERICAN AMICABLE LIFE INS CO OF TX	2, 1	7/7/1987	9/22/1981	211,202	213,296	0
AMERICAN BANKERS LIFE ASSUR CO OF FL	1, 2	8/12/1952	2/6/1952	85,790	165,374	0
AMERICAN EQUITY INVEST LIFE INS CO	1, 21	1/22/1982	12/19/1980	32,994,476	16,448,267	8
AMERICAN FAMILY LIFE ASSUR CO OF COL	1, 2	5/20/1970	11/17/1955	32,483,178	16,309,859	8
AMERICAN FAMILY LIFE INS CO	21, 1, 2	3/28/2001	11/21/1957	1,788,237	1,056,162	0
AMERICAN FARMERS & RANCHERS LIFE INS	1	9/16/2005	12/30/1999	1,102	-	0
AMERICAN FIDELITY ASSUR CO	1, 2, 21	11/15/1968	11/30/1960	10,360,212	5,918,201	4
AMERICAN FIDELITY LIFE INS CO	1	10/21/1965	9/5/1956	19,878	26,571	0
AMERICAN GEN LIFE INS CO	1, 2, 21	6/21/1961	4/11/1960	47,118,108	46,840,127	12
AMERICAN HERITAGE LIFE INS CO	1, 2	6/18/1962	9/11/1956	2,933,156	1,247,384	0
AMERICAN HLTH & LIFE INS CO	2, 1	9/13/1954	6/16/1954	440,485	173,020	0
AMERICAN HOME LIFE INS CO	1	11/30/1970	5/3/1909	56,221	39,760	0
AMERICAN INCOME LIFE INS CO	1, 2	8/9/1967	7/16/1954	5,772,457	1,091,443	8

**Summary of Idaho Business
LIFE AND DISABILITY INSURERS (continued)**

Company Name	Lines of Business	License Date	Incorporated Date	Direct Idaho Premiums Written	Direct Idaho Claims and Benefits	Complaint Count As Of 12/31/2016
AMERICAN LIFE & SECURITY CORP	1, 2	6/23/1987	9/15/1960	3,056	3,943	0
AMERICAN MATURITY LIFE INS CO	1, 2, 21	6/3/1983	10/24/1972	-	-	0
AMERICAN MEMORIAL LIFE INS CO	2, 1	6/28/1968	3/18/1959	589,044	725,238	0
AMERICAN MODERN LIFE INS CO	2, 1	12/14/1978	12/12/1956	125,096	182,432	0
AMERICAN NATL INS CO	21, 2, 1	4/23/1934	3/1/1905	6,821,267	5,761,469	4
AMERICAN NATL LIFE INS CO OF TX	1, 2	4/1/1973	12/2/1954	25,305	17,140	4
AMERICAN PHOENIX LIFE & REASSUR CO	1, 2	4/3/1997	6/24/1991	-	-	0
AMERICAN PUBLIC LIFE INS CO	1, 2	10/24/2005	11/28/1945	32,221	(3,189)	0
AMERICAN REPUBLIC INS CO	1, 2, 21	8/12/1952	4/4/1929	564,454	411,508	0
AMERICAN SPECIALTY HLTH INS CO	1, 2	11/1/1989	12/27/1972	-	-	0
AMERICAN UNDERWRITERS LIFE INS CO	2, 1	3/5/1987	9/21/1977	322,351	607,945	0
AMERICAN UNITED LIFE INS CO	2, 21, 1	7/8/1949	12/17/2000	36,166,972	17,788,363	0
AMERICO FIN LIFE & ANN INS CO	1, 2	2/1/1957	7/1/1946	2,177,296	1,145,395	0
AMERITAS LIFE INS CORP	1, 2, 21	11/13/1952	4/6/1887	17,893,046	14,337,853	0
AMICA LIFE INS CO	1	3/1/1989	6/13/1968	152,889	13,998	0
ANNUITY INVESTORS LIFE INS CO	2, 21, 1	1/20/1984	11/13/1981	946,458	1,029,732	0
ANTHEM LIFE INS CO	2, 1	10/18/1982	6/7/1956	8,875	54	0
ASSURITY LIFE INS CO	2, 1	11/24/1969	3/20/1964	631,631	793,625	0
ATHENE ANN & LIFE ASSUR CO OF NY	21, 1, 2	7/28/1981	5/19/1965	45,016	113,443	0
ATHENE ANN & LIFE CO	2, 1	4/2/1914	2/18/1896	27,776,273	17,420,036	28
ATHENE ANNUITY & LIFE ASSUR CO	21, 2, 1	6/30/1917	6/28/1909	454,626	2,233,724	12
AURIGEN REINS CO OF AMER	2, 1	10/4/1976	7/8/1964	-	-	0
AURORA NATL LIFE ASSUR CO	1, 2	6/23/1963	4/27/1961	81,960	1,126,976	0
AUTO OWNERS LIFE INS CO	1, 2	9/6/2005	9/28/1965	615,007	133,406	0
AXA CORP SOLUTIONS LIFE REINS CO	1	12/16/1981	5/20/1981	-	-	0
AXA EQUITABLE LIFE & ANN CO	2, 21, 1	11/26/1985	1/18/1984	4,967	250,000	0
AXA EQUITABLE LIFE INS CO	1, 2, 21	5/15/1896	7/26/1859	23,988,026	35,099,482	8
BALTIMORE LIFE INS CO	1, 2	8/23/1991	3/27/1882	297,113	378,314	0
BANKERS FIDELITY LIFE INS CO	1, 2	5/2/1997	6/13/1955	3,808,904	2,622,072	0
BANKERS LIFE & CAS CO	1, 2	8/20/1952	4/6/1880	13,287,199	14,219,860	23
BANKERS LIFE INS CO	2, 1	2/27/1996	4/24/1973	195,000	-	0
BANKERS RESERVE LIFE INS CO OF WI	1, 2	4/25/2006	1/5/1961	-	-	0

**Summary of Idaho Business
LIFE AND DISABILITY INSURERS (continued)**

Company Name	Lines of Business	License Date	Incorporated Date	Direct Idaho Premiums Written	Direct Idaho Claims and Benefits	Complaint Count As Of 12/31/2016
BANNER LIFE INS CO	21, 2, 1	5/27/1982	9/21/1981	5,514,759	2,549,250	4
BENEFICIAL LIFE INS CO	2, 1	6/7/1905	5/10/1905	10,238,038	31,204,481	8
BERKLEY LIFE & HLTH INS CO	2, 1	12/8/1964	11/19/1962	590,690	522,594	0
BERKSHIRE HATHAWAY LIFE INS CO NE	1	1/26/1999	5/14/1993	-	20,889	0
BERKSHIRE LIFE INS CO OF AMER	2, 1	8/25/1976	5/11/2001	1,588,379	1,283,355	0
BEST LIFE & HLTH INS CO	1, 2	7/20/1981	11/28/1962	376,069	276,665	8
BLUE CROSS OF ID CARE PLUS INC	2	2/21/2013	2/19/2013	324,384,870	269,281,641	0
BLUE CROSS OF ID HLTH SERV INC	2	12/31/1977	1/1/1978	1,177,492,421	1,036,297,544	563
BOSTON MUT LIFE INS CO	2, 1	10/2/1980	8/18/1891	195,461	108,596	0
BRIDGESPAN HLTH CO	2	1/18/2013	8/10/1982	20,529,140	21,479,923	32
CAPITOL LIFE INS CO	21, 2, 1	6/13/1913	7/1/1905	-	-	0
CELTIC INS CO	1, 2	7/10/1957	5/3/1949	-	-	0
CENTRAL SECURITY LIFE INS CO	1, 2	11/8/1983	2/19/1955	1,588	4,425	4
CENTRAL STATES H & L CO OF OMAHA	2, 1	4/1/1951	6/2/1932	638,764	17,855	0
CENTRAL UNITED LIFE INS CO	2, 1	9/7/1966	10/22/1962	180,576	631,191	0
CENTRE LIFE INS CO	1, 2	8/16/1977	10/7/1926	19,316	(40,288)	0
CENTURION LIFE INS CO	1, 2	8/25/1978	5/10/1956	14,988	110,781	0
CHESAPEAKE LIFE INS CO	1, 2	12/29/1967	4/20/1956	1,818,634	644,860	26
CHRISTIAN FIDELITY LIFE INS CO	2, 1	8/1/1988	4/25/1935	30	-	0
CHURCH LIFE INS CORP	1, 2	2/8/2005	6/24/1922	67,586	35,839	0
CICA LIFE INS CO OF AMER	1, 2	8/1/1997	2/14/1968	67,823	142,738	4
CIGNA HLTH & LIFE INS CO	21, 1, 2	6/24/1975	5/2/1963	31,378,012	25,012,569	0
CINCINNATI LIFE INS CO	2, 1	9/14/1988	7/2/1987	1,134,487	359,879	0
CLOVER INS CO	1, 2	1/7/1981	10/25/1947	2,422	-	0
CM LIFE INS CO	2, 21, 1	3/31/1982	4/25/1980	564,591	1,606,097	0
CMFG LIFE INS CO	2, 21, 1	7/3/1956	5/20/1935	15,793,666	10,673,131	4
COLONIAL LIFE & ACCIDENT INS CO	2, 1	2/21/1963	4/18/1939	4,328,487	1,994,435	0
COLONIAL PENN LIFE INS CO	21, 1, 2	10/19/1967	12/3/1957	3,233,081	2,544,553	0
COLORADO BANKERS LIFE INS CO	2, 1	10/28/1983	5/28/1974	128,968	26,247	0
COLUMBIAN LIFE INS CO	1, 2	9/3/1999	3/18/1988	458,012	106,382	0
COLUMBIAN MUT LIFE INS CO	1, 2	10/3/1990	11/1/1882	352,115	257,647	0
COLUMBUS LIFE INS CO	2, 21, 1	9/12/1995	9/8/1986	2,561,112	599,400	0

**Summary of Idaho Business
LIFE AND DISABILITY INSURERS (continued)**

Company Name	Lines of Business	License Date	Incorporated Date	Direct Idaho Premiums Written	Direct Idaho Claims and Benefits	Complaint Count As Of 12/31/2016
COMBINED INS CO OF AMER	1, 2	3/1/1948	10/11/1949	3,452,996	2,101,596	4
COMMERCIAL TRAVELERS MUT INS CO	2	8/13/1981	3/20/1883	927	779	0
COMMONWEALTH ANN & LIFE INS CO	21, 1, 2	1/1/1975	12/30/2002	40,557	2,572,961	0
COMPANION LIFE INS CO	2, 1	9/16/1981	6/29/1970	3,758,823	1,744,286	0
COMPBENEFITS INS CO	1	9/8/1986	5/13/1959	126	-	0
CONNECTICUT GEN LIFE INS CO	2, 1, 21	1/18/1946	6/22/1865	1,434,806	2,141,700	12
CONSTITUTION LIFE INS CO	2, 1	1/5/1949	6/11/1929	38,217	83,262	0
CONTINENTAL AMER INS CO	2, 1	12/4/2002	11/25/1968	998,246	425,222	0
CONTINENTAL GEN INS CO	2, 1	7/25/1974	5/24/1961	317,850	162,065	0
CONTINENTAL LIFE INS CO BRENTWOOD	1, 2	10/26/1988	12/5/1983	16,869,642	12,004,451	14
CORVESTA LIFE INS CO	1, 2	10/18/1994	9/24/1965	-	-	0
COUNTRY INVESTORS LIFE ASSUR CO	21, 1, 2	2/4/1999	10/13/1981	20,458	139,473	0
COUNTRY LIFE INS CO	2, 1	11/8/1962	11/24/1928	552,360	428,973	0
COVENTRY HLTH & LIFE INS CO	2	9/2/2011	4/24/1968	1,516	(1,536)	0
CSI LIFE INS CO	1, 2	9/10/2004	11/21/1973	672	-	0
DEARBORN NATL LIFE INS CO	1, 23	8/28/1975	8/23/1966	177,291	116,609	0
DELAWARE AMER LIFE INS CO	2, 1	1/23/1978	11/4/1964	7,243	-	0
DELAWARE LIFE INS CO	1, 2, 21	4/17/1973	1/12/1970	10,741,376	6,726,336	0
DELTA DENTAL PLAN OF ID INC	2	2/21/1973	6/21/1971	48,710,822	40,343,036	16
DENTEGRA INS CO	1, 2	12/17/1980	7/27/1966	817,043	478,239	0
DESERET MUT INS CO	2	8/9/2004	12/31/1968	-	30	0
DIRECT GEN LIFE INS CO	2, 1	6/22/1983	11/17/1982	-	-	0
DSM USA INS CO INC	2, 1	9/20/1971	1/10/1910	-	-	0
EDUCATORS MUT INS ASSOC	2	10/24/2005	6/26/1935	192,490	433,911	0
ELCO MUT LIFE & ANN	1	7/13/1982	3/15/1946	398,157	300,614	0
EMC NATL LIFE CO	1, 2	10/18/1974	8/1/1962	129,576	38,472	0
EMPHEYS INS CO	1, 2	10/29/1996	3/13/1978	-	-	0
EMPLOYERS REASSUR CORP	1, 2	7/13/1987	8/20/1986	-	-	0
ENVISION INS CO	2	7/29/2008	2/8/2006	3,547,852	3,236,747	0
EQUITABLE LIFE & CAS INS CO	2, 1	5/20/1980	6/6/1935	2,168,758	2,054,828	0
EQUITRUST LIFE INS CO	1, 21	8/11/1971	6/3/1966	5,223,956	4,024,090	16
EVERENCE INS CO	2, 1	8/12/1988	2/4/1987	-	-	0

**Summary of Idaho Business
LIFE AND DISABILITY INSURERS (continued)**

Company Name	Lines of Business	License Date	Incorporated Date	Direct Idaho Premiums Written	Direct Idaho Claims and Benefits	Complaint Count As Of 12/31/2016
FAMILY HERITAGE LIFE INS CO OF AMER	1, 2	2/14/2000	8/22/1989	1,004,747	134,329	0
FAMILY LIFE INS CO	1, 2, 21	7/9/1953	6/1/1949	1,596,095	1,517,750	0
FAMILY SERV LIFE INS CO	1	7/7/1988	5/4/1955	-	286	0
FARM BUREAU LIFE INS CO	21, 2, 1	7/3/1995	10/30/1944	29,050,385	19,594,411	4
FARMERS NEW WORLD LIFE INS CO	2, 21, 1	12/3/1912	2/21/1910	8,623,142	7,242,181	4
FEDERAL LIFE INS CO	2, 1	12/20/1971	9/8/1899	13,108	-	0
FEDERATED LIFE INS CO	1, 21, 2	8/5/1983	12/9/1958	1,091,470	70,148	0
FIDELITY & GUAR LIFE INS CO	1, 2, 21	6/15/1960	12/16/1959	5,721,859	6,309,444	4
FIDELITY INVESTMENTS LIFE INS CO	1, 21, 2	3/1/1984	5/13/1981	3,496,067	4,795,452	0
FIDELITY LIFE ASSN A LEGAL RESERVE L	2, 1	3/18/1975	2/24/1896	500,991	498,150	0
FIDELITY SECURITY LIFE INS CO	21, 2, 1	4/1/1977	1/17/1969	549,715	298,152	0
FINANCIAL AMER LIFE INS CO	1, 2	8/31/2004	6/1/1964	-	-	0
FINANCIAL ASSUR LIFE INS CO	1	12/20/1988	1/5/1912	-	900	0
FIRST ALLAMERICA FIN LIFE INS CO	1, 21, 2	8/3/1948	3/16/1844	15,375	53,696	0
FIRST HLTH LIFE & HLTH INS CO	1, 2	9/30/1980	12/29/1978	5,306,015	4,543,982	0
FIRST PENN PACIFIC LIFE INS CO	1, 2, 21	7/11/1980	6/19/1963	392,041	627,341	0
FORESTERS LIFE INS ANN CO	21, 1, 2	6/15/2004	8/3/1962	37,710	78,388	0
FORETHOUGHT LIFE INS CO	2, 1, 21	8/6/1982	2/14/1980	17,812,020	5,833,849	12
FRESENIUS HLTH PLANS INS CO	1, 2	9/2/1981	11/5/1974	-	-	0
FUNERAL DIRECTORS LIFE INS CO	2, 1	2/19/1997	2/27/1981	76	11,939	0
GARDEN STATE LIFE INS CO	2, 1	6/25/1965	6/22/1956	74,541	-	0
GENERAL AMER LIFE INS CO	2, 21, 1	5/22/1953	6/24/1933	553,058	1,589,340	0
GENERAL FIDELITY LIFE INS CO	1, 2	12/31/1981	8/11/1980	1,974	-	0
GENERAL RE LIFE CORP	2, 1	12/8/1987	6/1/1967	-	-	0
GENERATION LIFE INS CO	2, 1	12/27/1971	11/2/1965	-	-	0
GENWORTH LIFE & ANN INS CO	21, 2, 1	9/8/1982	3/21/1871	6,547,945	11,226,725	0
GENWORTH LIFE INS CO	1, 2	11/15/1956	9/28/1956	10,655,766	17,794,188	4
GERBER LIFE INS CO	2, 1	4/18/1969	12/22/1967	3,541,148	1,858,112	8
GLOBE LIFE & ACCIDENT INS CO	2, 1	12/31/1980	11/29/1979	2,130,687	1,187,781	8
GOLDEN RULE INS CO	2, 1	7/16/1982	6/17/1959	91,784	216,444	4
GOVERNMENT PERSONNEL MUT LIFE INS CO	1, 2	10/29/2002	5/15/1934	400,947	325,206	0
GPM HLTH & LIFE INS CO	2, 1	4/26/1966	2/5/1965	246,318	1,113,724	0

**Summary of Idaho Business
LIFE AND DISABILITY INSURERS (continued)**

Company Name	Lines of Business	License Date	Incorporated Date	Direct Idaho Premiums Written	Direct Idaho Claims and Benefits	Complaint Count As Of 12/31/2016
GREAT AMER LIFE INS CO	1, 2, 21	3/31/1982	12/29/1961	22,149,647	12,397,394	4
GREAT FIDELITY LIFE INS CO	1, 2	10/21/1988	5/13/1952	-	-	0
GREAT SOUTHERN LIFE INS CO	2, 1	12/31/1979	3/1/1909	77,012	123,142	0
GREAT W LIFE & ANN INS CO	2, 1, 21	10/6/1976	3/28/1907	24,279,367	15,681,604	0
GREAT WESTERN INS CO	1	4/29/1987	4/23/1983	10,191,296	5,575,899	0
GROUP HLTH OPTIONS INC	2	8/17/1995	1/30/1990	7,299,523	7,309,556	4
GUARANTEE TRUST LIFE INS CO	2, 1	8/1/1961	5/16/1936	478,359	167,217	4
GUARDIAN INS & ANN CO INC	1, 21	12/8/1987	3/2/1970	439,272	1,609,723	0
GUARDIAN LIFE INS CO OF AMER	2, 21, 1	5/20/1947	4/10/1860	5,064,797	5,060,201	40
GUGGENHEIM LIFE & ANN CO	2, 1	10/30/1990	8/29/1985	5,277,692	441,922	0
HARMONY HLTH PLAN INC	2	2/4/2016	8/18/1995	-	-	0
HARTFORD LIFE & ACCIDENT INS CO	2, 1, 21	5/2/1968	2/14/1967	11,637,867	8,597,489	0
HARTFORD LIFE & ANN INS CO	21, 1, 2	3/3/1971	1/9/1956	5,770,724	23,920,041	4
HARTFORD LIFE INS CO	21, 1, 2	7/24/1978	2/16/1978	3,754,127	16,598,049	8
HCC LIFE INS CO	2, 1	5/7/1982	12/3/1980	4,926,736	5,780,965	0
HCSC INS SERV CO	1, 2	6/20/1984	2/6/1958	-	-	0
HEALTH CARE SERV CORP A MUT LEGAL RE	2	9/29/2005	10/1/1936	235,918	218,850	0
HEALTH NET LIFE INS CO	21, 1, 2	7/25/1974	11/20/1986	-	-	0
HEALTHMARKETS INS CO	1, 2	1/4/1982	6/11/1981	-	41,425	0
HEALTHSPRING LIFE & HLTH INS CO INC	2	6/1/2010	2/27/2007	(21)	(7,700)	0
HIM HLTH INS CO	1, 2	7/31/1967	12/8/1954	-	-	0
HM LIFE INS CO	2, 1	3/30/1982	5/11/1981	612,069	48,785	0
HOMESTEADERS LIFE CO	1, 21	11/24/1986	1/5/1906	818,689	381,673	0
HORACE MANN LIFE INS CO	1, 2, 21	5/9/1960	8/9/1949	1,223,635	1,296,304	0
HUMANA BENEFIT PLAN OF IL INC	2	4/12/2012	6/20/1994	-	-	0
HUMANA HLTH PLAN INC	2	3/1/2008	8/23/1982	32,784,546	27,556,594	0
HUMANA INS CO	2, 1	8/6/1984	12/18/1968	76,051,301	56,939,097	0
HUMANADENTAL INS CO	1, 2	4/1/1977	1/1/2008	1,112,010	713,995	0
IA AMER LIFE INS CO	1, 2	6/30/1981	5/30/1980	7,998	10,310	0
IDEALIFE INS CO	1, 2	12/12/1986	6/1/1981	3,180	10,882	0
ILLINOIS MUT LIFE INS CO	1, 2	5/28/1981	7/9/1912	471,326	871,223	0
INDEPENDENCE LIFE & ANN CO	1, 2, 21	7/13/1956	10/11/1945	-	-	0

**Summary of Idaho Business
LIFE AND DISABILITY INSURERS (continued)**

Company Name	Lines of Business	License Date	Incorporated Date	Direct Idaho Premiums Written	Direct Idaho Claims and Benefits	Complaint Count As Of 12/31/2016
INDIVIDUAL ASSUR CO LIFE HLTH & ACC	1, 2	9/2/1981	10/18/1973	524,667	295,161	0
INDUSTRIAL ALLIANCE INS & FIN SERV I	1, 2	3/11/2013	4/29/1967	76,483	34,972	0
INTEGRITY LIFE INS CO	21, 1, 2	7/23/1982	5/3/1966	3,336,486	1,997,399	0
INVESTORS LIFE INS CO N AMER	21, 2, 1	9/24/1968	6/18/1963	31,716	111,903	0
JACKSON NATL LIFE INS CO	21, 2, 1	6/12/1981	6/19/1961	64,543,841	63,717,641	0
JEFFERSON NATL LIFE INS CO	1, 2, 21	9/20/1966	2/8/1937	2,853,208	2,186,364	4
JOHN ALDEN LIFE INS CO	1, 2	8/6/1973	5/17/1973	436,520	973,353	4
JOHN HANCOCK LIFE & HLTH INS CO	2, 21, 1	7/13/1982	5/27/1981	58,882	30,438	0
JOHN HANCOCK LIFE INS CO USA	2, 1, 21	6/20/1956	8/20/1955	58,826,861	60,646,733	20
KANAWHA INS CO	2, 1	7/25/1995	5/22/1958	102,896	165,707	0
KANSAS CITY LIFE INS CO	2, 1, 21	6/24/1913	5/1/1895	3,528,605	2,634,668	0
LAFAYETTE LIFE INS CO	1, 2	9/25/1973	12/26/1905	3,459,870	4,229,736	0
LANDCAR LIFE INS CO	2, 1	5/2/1997	9/10/1980	(2,604)	(254)	0
LANDMARK LIFE INS CO	1	5/18/2011	8/6/1964	5,824	124	0
LIBERTY BANKERS LIFE INS CO	1, 2	7/23/1987	11/14/1957	588,443	1,294,481	0
LIBERTY LIFE ASSUR CO OF BOSTON	2, 1, 21	6/18/1965	9/17/1963	3,574,335	5,463,917	4
LIBERTY NATL LIFE INS CO	2, 1, 21	1/15/1980	7/1/1929	619,485	105,275	0
LIFE INS CO OF N AMER	1, 2	7/10/1957	9/21/1956	13,372,763	17,379,582	8
LIFE INS CO OF THE SOUTHWEST	21, 2, 1	4/27/1982	3/7/1955	1,678,741	3,475,048	4
LIFE OF THE SOUTH INS CO	1, 2	9/14/2006	9/22/1981	140,377	18,352	0
LIFECARE ASSUR CO	1, 23	5/9/2016	1/30/1980	-	-	0
LIFEMAP ASSUR CO	2, 1	12/17/1987	3/9/1964	9,892,014	6,574,020	0
LIFESECURE INS CO	1, 2	3/1/1983	6/11/1954	212,146	167,018	3
LIFESHIELD NATL INS CO	2, 1	3/3/1986	4/28/1982	1,298	-	0
LIFEWISE ASSUR CO	2, 1	5/9/1991	9/11/1981	669	94,689	0
LIFEWISE HLTH PLAN OF OR INC	1, 2	4/11/1995	8/7/1986	-	-	0
LINCOLN BENEFIT LIFE CO	2, 1, 21	4/1/1973	10/18/1938	6,656,742	10,901,862	0
LINCOLN HERITAGE LIFE INS CO	1, 2	5/19/1975	8/15/1963	1,807,989	1,207,884	0
LINCOLN LIFE & ANN CO OF NY	1, 2	11/3/1977	10/27/1897	61,766	14,164	4
LINCOLN NATL LIFE INS CO	2, 21, 1	9/1/1937	6/12/1905	56,926,737	70,622,167	15
LOMBARD INTL LIFE ASSUR CO	2, 21, 1	4/30/1996	1/29/1960	2,700,000	-	0
LONDON LIFE REINS CO	1, 2	7/18/1978	3/26/1969	-	-	0

**Summary of Idaho Business
LIFE AND DISABILITY INSURERS (continued)**

Company Name	Lines of Business	License Date	Incorporated Date	Direct Idaho Premiums Written	Direct Idaho Claims and Benefits	Complaint Count As Of 12/31/2016
LONGEVITY INS CO	2,1	5/16/1968	1/8/1965	-	-	0
LOYAL AMER LIFE INS CO	2,1	7/3/1972	5/18/1955	1,798,484	1,299,523	0
MADISON NATL LIFE INS CO INC	2,1	12/23/1987	10/17/1961	187,022	637,452	0
MANHATTAN LIFE INS CO	2,1	8/24/1959	5/29/1850	691,448	1,672,608	0
MANHATTAN NATL LIFE INS CO	1,2	8/21/1963	12/20/1956	27,619	253,900	0
MAPFRE LIFE INS CO	1,2	12/30/1977	6/24/1975	667	1,495	0
MASSACHUSETTS MUT LIFE INS CO	2,1, 21	9/15/1949	5/15/1851	39,021,040	30,846,540	4
MCNA INS CO	2	2/24/2016	5/4/2011	-	-	0
MEDAMERICA INS CO	1,2	8/19/1987	4/5/1966	435,103	304,224	0
MEDCO CONTAINMENT LIFE INS CO	1,2	9/29/1981	8/30/1954	5,810,900	5,764,236	0
MEDICO CORP LIFE INS CO	2,1	7/19/2006	3/16/1960	8,856	6,612	0
MEDICO INS CO	2,1	9/5/1962	4/26/1930	2,741,500	1,683,697	0
MEDICO LIFE & HLTH INS CO	1,2	9/3/1949	9/13/1935	362	21,357	0
MEMBERS HLTH INS CO	1,2	4/18/1983	5/20/1982	-	-	0
MEMBERS LIFE INS CO	2, 21, 1	9/22/1978	2/27/1976	3,044,165	16,024	0
MERIT HLTH INS CO	2	3/24/2015	11/23/1992	255,374	256,500	0
MERIT LIFE INS CO	2,1	12/8/1975	9/11/1957	859,594	433,592	0
METLIFE INS CO USA	1, 21, 2	6/25/1893	6/17/1863	16,219,222	41,620,514	0
METROPOLITAN LIFE INS CO	2, 1, 21	3/2/1915	3/24/1868	33,535,670	115,294,342	12
METROPOLITAN TOWER LIFE INS CO	21, 1, 2	10/5/1983	3/4/1982	258,306	568,391	4
MID WEST NATL LIFE INS CO OF TN	2,1	7/5/1985	3/1/1965	77,663	72,537	4
MIDLAND NATL LIFE INS CO	1, 2, 21	4/2/1926	8/30/1906	31,883,296	15,840,859	4
MIDWESTERN UNITED LIFE INS CO	2,1	6/22/1962	5/4/1948	21,083	-	0
MINNESOTA LIFE INS CO	21, 2, 1	10/7/1947	8/6/1880	22,666,746	9,671,167	4
MML BAY STATE LIFE INS CO	21, 2, 1	7/20/1981	4/1/1935	60,429	57,513	0
MODA HLTH PLAN INC	2	1/24/2007	11/3/1988	-	-	0
MONTANA HLTH COOPERATIVE	2	6/13/2014	12/15/2010	59,517,845	56,499,486	169
MONY LIFE INS CO	1, 2, 21	7/25/1893	4/12/1842	3,549,431	10,817,527	8
MONY LIFE INS CO OF AMER	21, 1, 2	4/15/1976	3/6/1969	2,329,933	3,731,148	4
MUNICH AMER REASSUR CO	2,1	6/4/1981	10/29/1959	-	-	0
MUTUAL OF AMER LIFE INS CO	21, 1, 2	11/30/1982	1/3/1945	1,673,104	1,773,590	0
MUTUAL OF OMAHA INS CO	2,1	4/1/1920	3/5/1909	18,021,804	12,876,427	4

**Summary of Idaho Business
LIFE AND DISABILITY INSURERS (continued)**

Company Name	Lines of Business	License Date	Incorporated Date	Direct Idaho Premiums Written	Direct Idaho Claims and Benefits	Complaint Count As Of 12/31/2016
MUTUAL TRUST LIFE INS CO A PAN AMER	21, 1, 2	12/15/1969	12/5/1904	1,098,511	1,674,448	0
NATIONAL BENEFIT LIFE INS CO	1, 2	5/31/1968	6/18/1962	70,976	6,635	0
NATIONAL FARMERS UNION LIFE INS CO	2, 1	7/1/1950	12/7/1937	30,022	17,457	0
NATIONAL GUARDIAN LIFE INS CO	1, 2	11/3/1965	9/28/1909	2,897,040	978,736	0
NATIONAL HLTH INS CO	1, 2	6/29/1981	8/30/1965	1,179,689	1,010,706	0
NATIONAL LIFE INS CO	2, 1, 21	5/31/1946	11/13/1848	537,534	2,734,265	0
NATIONAL TEACHERS ASSOC LIFE INS CO	1, 2	6/8/1999	7/14/1938	15,727	142	0
NATIONAL WESTERN LIFE INS CO	2, 1	10/16/1959	7/16/1956	3,691,805	4,504,082	4
NATIONWIDE LIFE & ANN INS CO	21, 1, 2	3/12/1998	2/9/1981	25,775,585	3,003,899	0
NATIONWIDE LIFE INS CO	21, 2, 1	12/9/1955	3/21/1929	40,091,591	43,385,985	0
NATL FOUNDATION LIFE INS CO	1, 2	12/30/1983	8/2/1983	6,203	5,516	0
NEW ENGLAND LIFE INS CO	21, 1, 2	9/25/1981	9/12/1980	239,253	1,229,330	0
NEW YORK LIFE INS & ANN CORP	1, 21, 2	7/21/1981	11/3/1980	55,578,440	36,724,138	0
NEW YORK LIFE INS CO	2, 1, 21	5/1/1896	5/21/1841	36,317,121	29,002,751	0
NIPPON LIFE INS CO OF AMER	2, 1	6/4/1981	8/23/1972	26	-	0
NORTH AMER CO LIFE & HLTH INS	1, 2	7/9/1908	5/13/1886	12,855,926	8,146,306	4
NORTH CAROLINA MUT LIFE INS CO	1, 2	1/25/1978	2/28/1899	1,073	-	0
NORTHWESTERN LONG TERM CARE INS CO	1, 2	9/20/1965	9/18/1953	4,026,506	2,337,831	0
NORTHWESTERN MUT LIFE INS CO	1, 21, 2	5/1/1896	3/2/1857	89,720,663	87,482,042	0
NYLIFE INS CO OF AZ	21, 2, 1	3/15/1991	7/23/1987	160,461	737,669	0
OCCIDENTAL LIFE INS CO OF NC	2, 1	7/27/1948	6/13/1906	122,050	86,522	0
OHIO NATL LIFE ASSUR CORP	21, 2, 1	6/12/1980	6/26/1979	3,801,920	4,094,724	0
OHIO NATL LIFE INS CO	2, 21, 1	5/11/1933	9/9/1909	9,067,582	8,923,986	0
OHIO STATE LIFE INS CO	1, 2	5/7/1982	2/26/1906	31,603	5,036	0
OLD AMER INS CO	2, 1	7/31/1969	12/11/1939	1,347,531	509,121	0
OLD REPUBLIC LIFE INS CO	2, 1	1/8/1948	4/17/1923	391,192	146,083	0
OLD UNITED LIFE INS CO	1, 2	8/25/1995	11/15/1963	-	-	0
OMAHA HLTH INS CO	1, 2	9/19/1979	2/21/1978	-	-	0
OPTUM INS OF OH INC	1, 2	10/16/1991	10/19/1948	1,071	27,680	0
OXFORD LIFE INS CO	2, 1	12/20/1985	7/27/1965	2,208,316	1,609,421	0
PACIFIC GUARDIAN LIFE INS CO LTD	1, 2	4/1/1973	8/3/1961	13,120	-	0
PACIFIC LIFE & ANN CO	1, 21, 2	9/30/1990	9/20/1982	-	298,568	0

**Summary of Idaho Business
LIFE AND DISABILITY INSURERS (continued)**

Company Name	Lines of Business	License Date	Incorporated Date	Direct Idaho Premiums Written	Direct Idaho Claims and Benefits	Complaint Count As Of 12/31/2016
PACIFIC LIFE INS CO	21, 2, 1	8/3/1936	1/2/1868	27,994,451	32,564,567	4
PACIFICARE LIFE & HLTH INS CO	1, 2	12/9/1991	3/1/1967	-	-	0
PACIFICSOURCE COMM HLTH PLANS	2	12/29/2014	12/12/2005	182,962,707	162,568,881	0
PACIFICSOURCE HLTH PLANS	2	5/19/2006	3/31/1933	42,030,584	33,289,333	16
PAN AMER ASSUR CO	21, 1	10/17/2002	5/19/1981	15,032	251,016	0
PAN AMER LIFE INS CO	2, 1	10/1/1996	3/28/1911	2,843,544	569,008	0
PARK AVENUE LIFE INS CO	1, 2	1/10/1991	11/19/1964	167	2	0
PARKER CENTENNIAL ASSUR CO	1, 2	9/9/1975	1/8/1973	-	-	0
PAUL REVERE LIFE INS CO	1, 2	9/4/1930	6/10/1930	346,609	842,614	0
PAVONIA LIFE INS CO OF MI	2, 1	8/16/1991	12/18/1980	193,279	210,195	0
PENN INS & ANN CO	21, 2, 1	10/15/1981	7/3/1980	695,378	671,183	0
PENN MUT LIFE INS CO	2, 1, 21	4/8/1902	2/24/1847	5,764,308	3,969,469	4
PENNSYLVANIA LIFE INS CO	1, 2	5/27/1954	1/12/1948	300,004	318,280	0
PHARMACISTS LIFE INS CO	1, 2	12/17/2001	5/21/1979	6,968	38,004	0
PHILADELPHIA AMER LIFE INS CO	1, 2	3/1/1978	1/6/1978	15,694	14,414	0
PHL VARIABLE INS CO	2, 1, 21	6/7/1983	7/15/1981	3,132,645	2,145,538	0
PHOENIX LIFE & ANN CO	1, 21, 2	8/6/1982	11/2/1981	16,933	-	0
PHOENIX LIFE INS CO	2, 21, 1	4/22/1927	5/1/1851	425,316	1,460,909	4
PHYSICIANS LIFE INS CO	2, 1	11/30/1970	1/15/1970	780,483	548,967	0
PHYSICIANS MUT INS CO	2	8/2/1965	2/10/1902	960,133	535,937	4
PIONEER AMER INS CO	2, 1	12/18/1958	4/23/1946	115,666	33,716	0
PIONEER MUT LIFE INS CO	1, 2	1/20/1948	1/1/2002	250,087	646,547	0
PIONEER SECURITY LIFE INS CO	2, 1	4/14/1982	1/12/1955	31,037	5,388	0
PRIMERICA LIFE INS CO	2, 1	2/12/1952	9/19/1927	7,618,807	3,524,422	0
PRINCIPAL LIFE INS CO	1, 2, 21	8/13/1901	6/24/1879	28,373,267	24,063,340	5
PRINCIPAL NATL LIFE INS CO	2, 1, 21	10/2/1972	11/6/1967	2,460,181	-	0
PROFESSIONAL INS CO	1, 2	8/31/1995	11/12/1936	6,500	1,200	0
PROTECTIVE LIFE INS CO	1, 21, 2	1/27/1971	7/24/1907	16,155,878	11,177,958	4
PROVIDENT AMER LIFE & HLTH INS CO	1, 2	8/19/1987	4/6/1949	37,180	4,026	0
PROVIDENT LIFE & ACCIDENT INS CO	2, 1	1/1/1928	5/24/1887	2,267,454	1,984,265	0
PROVIDENT LIFE & CAS INS CO	2, 1	11/26/1985	10/17/1951	16,036	-	0
PRUCO LIFE INS CO	1, 2, 21	5/17/1976	12/23/1971	39,968,814	32,998,596	0

**Summary of Idaho Business
LIFE AND DISABILITY INSURERS (continued)**

Company Name	Lines of Business	License Date	Incorporated Date	Direct Idaho Premiums Written	Direct Idaho Claims and Benefits	Complaint Count As Of 12/31/2016
PRUDENTIAL ANN LIFE ASSUR CORP	2, 1, 21	4/5/1977	5/21/1969	300,505	28,814,390	0
PRUDENTIAL INS CO OF AMER	1, 2, 21	1/1/1902	4/3/1873	90,918,672	115,886,071	4
PRUDENTIAL RETIREMENT INS & ANN CO	21, 2, 1	12/16/1987	1/14/1981	6,237	4,652,607	0
PURITAN LIFE INS CO OF AMER	1, 2	9/15/1980	6/2/1958	4,295	6,059	0
PYRAMID LIFE INS CO	1, 2	11/5/1959	5/26/1913	18,883	21,719	0
REGENCE BLUESHIELD OF ID INC	2	2/23/1946	2/23/1946	414,994,501	324,690,675	124
RELIABLE LIFE INS CO	2, 1	12/4/1970	12/29/1911	-	-	0
RELIAANCE STANDARD LIFE INS CO	1, 2	7/20/1966	4/2/1907	6,544,818	3,910,959	4
RELIASTAR LIFE INS CO	2, 1, 21	4/30/1901	9/15/1885	9,771,897	13,410,145	12
RELIASTAR LIFE INS CO OF NY	21, 1, 2	5/6/1949	6/11/1917	40,759	7,380	0
RENAISSANCE LIFE & HLTH INS CO OF AM	1, 2	8/25/1953	4/29/1953	282,945	199,800	0
RESERVE NATL INS CO	2, 1	9/25/1978	9/19/1956	158,828	52,366	0
RESOURCE LIFE INS CO	1, 2	1/14/1971	10/14/1963	-	-	0
RGA REINS CO	1, 2	8/11/1982	8/3/1981	-	-	0
RIVERSOURCE LIFE INS CO	1, 2, 21	11/19/1959	8/7/1957	16,068,413	32,150,633	4
S USA LIFE INS CO INC	1	3/20/1997	3/8/1995	7,153	4,000	0
SAGICOR LIFE INS CO	1, 2	8/31/1977	4/5/1954	3,624,984	1,525,304	4
SCOR GLOBAL LIFE USA REINS CO	1, 2	6/27/1983	7/13/1982	-	-	0
SECURIAN LIFE INS CO	1, 2	10/20/1982	12/11/1981	1,474,318	670,519	0
SECURITAS FINANCIAL LIFE INS CO	1, 2	7/13/1982	9/14/1981	-	-	0
SECURITY BENEFIT LIFE INS CO	1, 2, 21	1/2/1950	2/22/1892	15,572,666	11,205,903	0
SECURITY LIFE OF DENVER INS CO	2, 21, 1	2/11/1960	8/13/1929	4,101,196	5,263,853	0
SECURITY MUT LIFE INS CO OF NY	2, 1	10/19/1983	11/6/1886	141,860	8,180	0
SECURITY NATL LIFE INS CO	1, 2	12/4/1970	1/31/1967	45,139	99,752	0
SELECTHEALTH BENEFIT ASSUR CO INC	2	5/23/2014	5/8/1992	1,402,835	1,235,085	0
SELECTHEALTH INC	2	10/26/2012	12/27/1983	354,554,142	390,813,954	214
SENIOR HLTH INS CO OF PA	21, 2, 1	12/12/1986	7/5/1887	171,220	808,878	0
SENIOR LIFE INS CO	1	1/9/2007	12/22/1970	51,493	621	0
SENTINEL SECURITY LIFE INS CO	1, 2	5/31/1960	5/12/1948	1,893,158	1,108,655	0
SENTRY LIFE INS CO	2, 1	12/14/1960	10/23/1958	3,843,950	987,545	0
SETTLERS LIFE INS CO	1, 2	7/27/1983	5/25/1982	27,339	867	0
SHELTERPOINT INS CO	2, 1	10/16/1991	4/16/1979	-	-	0

Summary of Idaho Business LIFE AND DISABILITY INSURERS (continued)

Company Name	Lines of Business	License Date	Incorporated Date	Direct Idaho Premiums Written	Direct Idaho Claims and Benefits	Complaint Count As Of 12/31/2016
SIERRA HLTH & LIFE INS CO INC	1, 2	9/18/1942	8/16/1906	-	-	0
SILVERSCRIPT INS CO	2	1/9/2007	5/11/2005	13,802,378	9,134,497	0
SMART INS CO	2, 1	1/21/1998	2/28/1972	-	-	0
STANDARD INS CO	1, 2, 21	9/27/1920	2/24/1906	57,004,859	48,934,199	7
STANDARD LIFE & ACCIDENT INS CO	2, 1	1/26/1979	2/26/1976	314,318	239,476	4
STANDARD SECURITY LIFE INS CO OF NY	1, 2	6/15/1960	6/28/1957	1,501,575	2,792,790	0
STARMOUNT LIFE INS CO	1, 2	4/8/2008	8/24/1983	157,880	100,823	0
STATE FARM HLTH INS CO	1	7/26/1982	2/25/1982	-	-	0
STATE FARM LIFE INS CO	1, 21	10/2/1952	1/16/1929	25,507,363	16,493,730	0
STATE LIFE INS CO	2, 1	2/1/1982	12/30/2004	4,350,669	1,479,288	0
STATE MUT INS CO	1, 2	5/20/1993	2/14/1894	119,292	233,370	0
STERLING INVESTORS LIFE INS CO	1, 2	11/30/1982	7/14/1978	78,777	67,380	0
STERLING LIFE INS CO	2, 1	1/5/1978	1/7/1958	4,578,678	3,351,189	0
SUN LIFE & HLTH INS CO	1, 2	11/24/1976	1/31/1973	212,726	620,506	0
SUNSET LIFE INS CO OF AMER	2, 1	12/27/1938	5/12/1937	212,142	447,483	0
SURETY LIFE INS CO	1, 2	7/6/1945	3/31/1936	229,067	156,678	0
SWISS RE LIFE & HLTH AMER INC	2, 1	9/20/1983	6/29/1967	-	27,600	0
SYMETRA LIFE INS CO	21, 2, 1	6/21/1957	1/23/1957	20,916,116	18,187,037	0
SYMETRA NATL LIFE INS CO	1, 2	7/28/1980	9/4/1979	4,936	-	0
SYMPHONIX HLTH INS INC	2, 1	8/23/1983	3/29/1974	2,471,248	1,858,342	0
TEACHERS INS & ANN ASSOC OF AMER	1, 2, 21	9/1/1972	3/4/1918	40,238,651	34,321,796	0
TEXAS LIFE INS CO	1	1/8/1991	1/9/1901	1,122,620	439,320	0
THE SAVINGS BANK LIFE INS CO OF MA	1	3/1/2011	3/31/1991	519,712	5,605	0
THRIVENT LIFE INS CO	2, 1, 21	8/24/1983	4/20/1982	383,688	1,000,734	0
TIAA CREF LIFE INS CO	2, 1, 21	12/28/1999	11/20/1996	1,197,754	332,590	4
TIME INS CO	2, 1	10/1/1956	2/11/1910	1,972,467	1,337,257	4
TOWN & COUNTRY LIFE INS CO	2, 1	9/26/1984	4/13/1955	2,186	1,376	0
TRANS WORLD ASSUR CO	1	12/19/1977	10/3/1962	44,194	38,509	0
TRANSAMERICA ADVISORS LIFE INS CO	2, 21, 1	6/27/1988	1/27/1986	69,820	1,252,888	0
TRANSAMERICA FINANCIAL LIFE INS CO	1, 21, 2	10/3/1995	10/3/1947	8,051,217	6,226,961	0
TRANSAMERICA LIFE INS CO	1, 2, 21	5/11/1971	4/19/1961	31,218,661	39,297,393	7
TRANSAMERICA PREMIER LIFE INS CO	2, 21, 1	10/26/1985	3/5/1858	13,258,657	13,924,481	17

**Summary of Idaho Business
LIFE AND DISABILITY INSURERS (continued)**

Company Name	Lines of Business	License Date	Incorporated Date	Direct Idaho Premiums Written	Direct Idaho Claims and Benefits	Complaint Count As Of 12/31/2016
TRUASSURE INS CO	2	3/1/2013	5/24/1979	0	0	0
TRUSTMARK INS CO	2,1	5/7/1924	1/18/1913	308,499	190,316	0
TRUSTMARK LIFE INS CO	1,2	8/1/1951	1/25/1925	2,349,299	3,105,926	0
UBS LIFE INS CO USA	1,2,21	11/18/1959	8/14/1956	-	-	0
UNICARE LIFE & HLTH INS CO	1,2	7/21/1981	6/11/1971	(13)	90,325	0
UNIFIED LIFE INS CO	1,2	12/21/2001	5/11/2001	241,855	155,567	0
UNIMERICA INS CO	1,2	10/21/2002	12/1/1980	27,103	64,215	0
UNION FIDELITY LIFE INS CO	2,1	12/20/1948	9/2/1925	254,161	127,992	0
UNION LABOR LIFE INS CO	1,21,2	6/11/1973	10/26/1925	130,579	65,194	0
UNION SECURITY INS CO	1,21,2	1/1/1963	3/26/1910	2,236,322	5,643,593	4
UNITED AMER INS CO	2,1	2/26/1982	8/14/1981	1,352,171	1,136,438	5
UNITED BENEFIT LIFE INS CO	1,2	6/14/1984	6/26/1957	-	-	0
UNITED CONCORDIA INS CO	2,1	12/6/1991	10/20/1975	387,322	355,136	0
UNITED FIDELITY LIFE INS CO	2,1	8/31/1978	9/1/1977	30,702	86,963	0
UNITED HERITAGE LIFE INS CO	1,2	12/30/1948	7/7/1934	12,972,470	10,568,601	8
UNITED HOME LIFE INS CO	2,1	11/15/1956	11/23/1948	71,574	152,113	0
UNITED INS CO OF AMER	1,2	10/27/1950	10/15/1927	847	-	0
UNITED LIFE INS CO	2,1	8/4/1987	5/8/1962	172,369	245,746	0
UNITED NATL LIFE INS CO OF AMER	1,2	11/25/1992	12/14/1960	13,935	7,446	0
UNITED OF OMAHA LIFE INS CO	1,2,21	3/4/1927	8/9/1926	23,377,256	15,030,081	0
UNITED SECURITY ASSUR CO OF PA	2,1	8/18/2009	10/22/1982	3,334	5,000	0
UNITED STATES LIFE INS CO IN THE CIT	1,2	11/17/1961	2/25/1850	776,187	1,126,993	0
UNITED WORLD LIFE INS CO	1,2	8/10/1970	1/28/1970	2,860,858	2,111,278	0
UNITEDHEALTHCARE INS CO	2,1	11/30/1972	3/24/1972	210,459,451	162,143,346	12
UNITEDHEALTHCARE LIFE INS CO	1,2	4/16/1991	12/10/1982	-	-	0
UNITY FINANCIAL LIFE INS CO	1	7/24/1996	5/6/1964	5,170	2,500	0
UNIVERSAL GUAR LIFE INS CO	2,1	6/16/1993	11/15/1966	4,555	1,000	0
UNUM INS CO	2,1	9/23/1968	8/6/1965	1,454	-	7
UNUM LIFE INS CO OF AMER	1,2,21	6/18/1970	8/24/1966	10,582,880	6,009,123	0
US BR GREAT WEST LIFE ASSUR CO	1,2	11/26/1974	8/28/1891	14,912	205,180	0
US BR SUN LIFE ASSUR CO OF CANADA	1,2,21	7/23/1926	3/18/1865	3,869,892	6,680,567	4
US BUSINESS OF CANADA LIFE ASSUR CO	1,2	12/9/1955	4/25/1849	161,739	609,373	0

Summary of Idaho Business LIFE AND DISABILITY INSURERS (continued)

Company Name	Lines of Business	License Date	Incorporated Date	Direct Idaho Premiums Written	Direct Idaho Claims and Benefits	Complaint Count As Of 12/31/2016
US FINANCIAL LIFE INS CO	1	10/22/2002	9/30/1974	431,234	825,000	0
US HLTH & LIFE INS CO INC	1, 2	5/16/1988	1/11/1982	0	0	0
USAA LIFE INS CO	1, 2, 21	9/14/1966	6/26/1963	10,772,258	12,288,243	0
USABLE LIFE	1, 2	11/8/1996	4/20/1978	1,311,026	682,296	4
VANTIS LIFE INS CO	1, 2	7/12/2005	6/20/1963	41,642	30,292	0
VARIABLE ANN LIFE INS CO	1, 21	12/19/1969	8/21/1968	15,081,985	21,462,857	0
VISION SERV PLAN INS CO	2	11/15/1991	6/1/1987	0	0	0
VOYA INS & ANN CO	1, 2, 21	5/25/1973	1/2/1973	9,246,337	37,935,716	4
VOYA RETIREMENT INS & ANN CO	1, 2, 21	11/17/1976	1/13/1976	22,314,285	23,104,948	0
VSP VISION CARE INC	2	6/26/1914	4/26/1960	8026984	5316999	0
WASHINGTON NATL INS CO	21, 1, 2	11/20/1923	5/26/1923	4,462,413	5,665,659	7
WELL CARE HLTH INS OF AZ INC	2, 1	3/19/1991	11/15/1972	0	0	0
WELL CARE HLTH INS OF KY INC	2, 1	7/19/1983	3/27/1962	0	0	0
WELL CARE PRESCRIPTION INS INC	2	12/6/2006	3/24/2005	4182512	2723347	0
WEST COAST LIFE INS CO	1, 2	1/1/1916	2/8/1915	3,148,529	2,182,145	0
WESTERN & SOUTHERN LIFE INS CO	1, 2	8/16/1957	2/23/1888	51,433	160,470	0
WESTERN SOUTHERN LIFE ASSUR CO	1, 2, 21	1/6/1982	12/1/1980	47,336	1,248,671	0
WESTERN UNITED LIFE ASSUR CO	2, 1	10/5/2009	1/2/1975	20,408,102	7,262,035	0
WILCAC LIFE INS CO	2, 1	7/9/1952	4/26/1911	19,174	372,109	0
WILCO LIFE INS CO	2, 1	10/2/1964	1/30/1962	471,741	564,687	4
WILLAMETTE DENTAL OF ID INC	2	9/11/1998	7/22/1998	8422044	7406144	4
WILLIAM PENN LIFE INS CO OF NY	1	8/2/2002	9/12/1962	27,072	-	0
WILTON REASSUR CO	1, 2	7/28/1987	12/4/1900	-	-	0
WILTON REASSUR LIFE CO OF NY	1, 2, 21	7/31/1958	3/24/1955	18,165	62,000	0
WMI MUT INS CO	1, 2	12/17/1996	7/1/1987	1686109	2793626	0
ZALE LIFE INS CO	1, 2	2/1/2006	5/4/1964	2,093	(378)	0
ZURICH AMER LIFE INS CO	21, 2, 1	8/17/1981	9/22/1947	10,696,560	1,458,499	0

Lines of Business Code

- 01 - LIFE
- 02 - DISABILITY - EXCLUDING MANAGED CARE
- 21 - VARIABLE
- 23 - DISABILITY - INCLUDING MANAGED CARE
- 24 - MANAGED CARE ONLY

Summary of Idaho Business PROPERTY AND CASUALTY INSURERS

Company Name	Lines of Business	License Date	Incorporated Date	Idaho Premiums Written	Losses Incurred	Complaint Count As Of 12/31/2016
21ST CENTURY ASSUR CO	4, 3, 2, 5	8/6/2009	9/21/1989	0	0	0
21ST CENTURY CAS CO	3, 5	7/30/2009	9/8/1987	0	0	0
21ST CENTURY CENTENNIAL INS CO	2, 4, 5, 3	11/17/1981	7/7/1977	1761832	1266299	6
21ST CENTURY IND INS CO	2, 3, 4, 7, 5	1/1/1981	11/10/1980	0	0	0
21ST CENTURY INS CO	3, 4, 5	3/16/2001	11/1/1967	0	0	0
21ST CENTURY INS CO OF THE SW	3, 5	7/30/2009	12/20/1995	0	0	0
21ST CENTURY N AMER INS CO	3, 4, 7, 5	9/30/1985	9/19/1985	659404	416122	0
21ST CENTURY PREMIER INS CO	5, 4, 3, 7, 2	7/3/1919	2/6/1866	285	(235)	0
21ST CENTURY SECURITY INS CO	6, 3, 4	10/16/1981	12/13/1951	0	0	0
ACA FIN GUAR CORP	7	3/16/1988	6/25/1986	0	0	0
ACADIA INS CO	2, 4, 7, 3, 6	11/6/2008	4/2/1992	0	0	0
ACCEPTANCE CAS INS CO	3, 7, 5, 4	7/10/1951	7/2/1920	0	0	0
ACCIDENT FUND GEN INS CO	6	5/1/2009	6/20/2005	75281	0	0
ACCIDENT FUND INS CO OF AMER	6	10/1/2002	11/10/1994	471988	296694	0
ACCIDENT FUND NATL INS CO	6	5/1/2009	6/20/2005	5905	0	0
ACCREDITED SURETY & CAS CO INC	5, 7	7/16/1997	7/6/1971	20536	(86)	0
ACE AMER INS CO	2, 4, 3, 6, 7	4/25/1968	11/1/1945	6504307	2630709	0
ACE FIRE UNDERWRITERS INS CO	6, 4, 3, 2, 7	8/29/1968	1/24/1941	127975	63363	0
ACE PROP & CAS INS CO	3, 6, 7, 4, 2	12/18/1884	6/5/1819	35684444	21448966	0
ACIG INS CO	6, 7, 3, 4	10/23/1995	1/25/1985	32253	26482	0
ACSTAR INS CO	2, 4, 5, 7, 3	7/2/1973	11/23/1970	18947	7571	0
ACUTY A MUT INS CO	6, 3, 7, 4	5/27/1981	8/11/1925	13023493	6274237	14
ADM INS CO	7, 3, 4, 5	12/9/1997	6/17/1986	0	0	0
ADMIRAL IND CO	7, 3, 4, 5	5/24/2001	4/6/1992	0	0	0
ADVANTAGE WORKERS COMP INS CO	6, 7	12/4/1984	9/4/1981	6764823	4722314	0
AEIS SECURITY INS CO	2, 3, 5, 7, 4	3/3/1986	5/25/1977	7350	1591	0
AETNA INS CO OF CT	5, 4	2/11/1991	1/3/1990	0	0	0
AFFILIATED FM INS CO	4, 5, 7, 3	6/2/1965	5/6/1949	2629796	(109871)	0
AGCS MARINE INS CO	4, 3, 5	10/5/1982	10/31/1961	1020007	609585	5
AGRI GEN INS CO	3, 5, 4	10/25/1990	6/7/1983	1448366	902954	0
AIG ASSUR CO	3, 6, 4	1/23/1992	9/26/1946	9108	(62686)	0
AIG PROP CAS CO	4, 2, 6, 7, 3	8/21/1952	5/17/1871	6548465	777731	0
AIOI NISSAY DOWA INS CO OF AMER	7, 3, 6, 4	4/1/2013	1/11/1994	0	0	0

**Summary of Idaho Business
PROPERTY AND CASUALTY INSURERS (continued)**

Company Name	Lines of Business	License Date	Incorporated Date	Idaho Premiums Written	Losses Incurred	Complaint Count As Of 12/31/2016
AIU INS CO	3, 7, 4, 6	4/1/1962	12/1/1913	0	180738	0
ALAMANCE INS CO	7, 3, 4, 6	12/1/2007	11/30/1998	0	0	0
ALASKA NATL INS CO	3, 6, 7, 4	3/22/1991	4/30/1979	14506644	8472399	0
ALEA NORTH AMERICA INS CO	2, 6, 7, 4, 3	8/27/1984	6/30/1932	0	2905	0
ALLEGHENY CAS CO	7	12/19/1995	12/31/2015	47215	(3087)	0
ALLIANCE INS CO INC	3, 4, 7, 5	3/27/1975	12/31/1959	503819	220379	0
ALLIANZ GLOBAL RISKS US INS CO	3, 6, 7, 4	12/31/1977	9/16/1977	2511977	(25236)	0
ALLIED INS CO OF AMER	7, 4, 3, 6	12/1/2013	2/16/2005	634312	1450307	0
ALLIED PROP & CAS INS CO	3, 5, 7, 4	11/3/1989	4/29/1983	3841208	2946890	0
ALLIED WORLD INS CO	7, 5, 3, 4	1/3/1995	8/18/1986	51723	63337	0
ALLIED WORLD NATL ASSUR CO	5, 3, 7, 4	9/13/2007	9/12/1996	472459	20244	0
ALLIED WORLD SPECIALTY INS CO	7, 4, 5, 3	10/30/1981	1/14/1972	1097958	852310	0
ALLMERICA FIN ALLIANCE INS CO	6, 7, 4, 3	10/13/1995	4/26/1995	0	0	0
ALLMERICA FIN BENEFIT INS CO	6, 3, 7, 4	6/4/1984	6/19/1976	116769	5431	0
ALLSTATE FIRE & CAS INS CO	7, 3, 4, 5	5/27/1981	9/6/1972	53751731	32087265	25
ALLSTATE IND CO	3, 4, 7, 6	11/2/1961	7/7/1960	15942493	7408701	17
ALLSTATE INS CO	2, 7, 6, 4, 3	5/9/1947	3/21/1931	15197830	4886516	10
ALLSTATE NORTHBROOK IND CO	2, 4, 6, 7, 3	8/12/1981	12/20/1978	0	0	0
ALLSTATE PROP & CAS INS CO	7, 3, 4, 5	6/15/2001	2/14/1985	14106381	10877003	7
ALLSTATE VEHICLE & PROP INS CO	4, 5, 7, 3	9/2/1982	8/20/1979	10135906	4998332	12
ALPHA PROP & CAS INS CO	5, 4, 3	10/23/1995	12/19/1979	6277932	3485590	14
ALPS PROP & CAS INS CO	5	9/30/2013	9/22/1986	2335044	903676	0
ALTERRA AMER INS CO	3, 4, 7, 2, 5	4/1/1962	12/18/1919	199301	222249	0
AMBAC ASSUR CORP	7	2/19/1971	2/25/1970	0	0	0
AMCO INS CO	3, 4, 6, 7	7/7/1965	12/31/1958	10326231	12837371	4
AMERICAN AGRI BUSINESS INS CO	3, 5	12/5/2000	5/20/1948	6756406	1510247	0
AMERICAN ALT INS CORP	6, 7, 3, 4, 2	7/31/1998	4/26/1923	1652440	(297753)	0
AMERICAN AUTOMOBILE INS CO	2, 7, 3, 6, 4	10/24/1924	12/14/1911	400552	995123	0
AMERICAN BANKERS INS CO OF FL	2, 3, 4, 7, 5	11/21/1950	10/29/1947	9250869	3515043	0
AMERICAN CAS CO OF READING PA	2, 4, 3, 7, 6	10/20/1939	7/31/1902	2533254	21237	0
AMERICAN COMMERCE INS CO	2, 5, 4, 3	6/19/1957	9/18/1946	4526397	2786912	11
AMERICAN COMPENSATION INS CO	6	3/1/2008	12/6/1991	150547	60817	0
AMERICAN CONTRACTORS IND CO	7	2/23/1999	9/25/1990	386165	(32144)	3

**Summary of Idaho Business
PROPERTY AND CASUALTY INSURERS (continued)**

Company Name	Lines of Business	License Date	Incorporated Date	Idaho Premiums Written	Losses Incurred	Complaint Count As Of 12/31/2016
AMERICAN ECONOMY INS CO	2, 6, 7, 4, 3	10/20/1965	10/19/1959	1967178	1096756	0
AMERICAN EMPIRE INS CO	3, 4, 5, 7	8/26/1981	11/26/1979	0	0	0
AMERICAN EQUITY SPECIALTY INS CO	3, 4, 5	7/21/1999	1/29/1997	0	70	0
AMERICAN FAMILY HOME INS CO	3, 7, 4, 6	9/6/1983	1/28/1965	137489	27064	0
AMERICAN FAMILY INS CO	3, 6, 4	12/1/2014	11/21/1995	7643684	4263136	11
AMERICAN FAMILY MUT INS CO	6, 7, 3, 4, 2	4/5/2001	5/18/1927	30393836	19478647	48
AMERICAN FARMERS & RANCHERS INS CO	7, 3, 4, 5	6/27/2000	11/13/1979	0	(225)	0
AMERICAN FARMERS & RANCHERS MUT INS	3, 5	5/3/2005	1/1/1982	0	0	0
AMERICAN FIRE & CAS CO	3, 4, 6, 7	5/27/1981	1/1/1906	2938698	1099715	0
AMERICAN GUAR & LIAB INS	4, 7, 3, 6	12/12/1939	7/17/1939	1369727	248321	0
AMERICAN HALLMARK INS CO OF TX	7, 3, 4, 5	6/20/2005	2/17/1982	6770280	3017668	3
AMERICAN HLTHCARE IND CO	3, 5, 7	11/1/1989	10/3/1980	0	0	0
AMERICAN HOME ASSUR CO	3, 4, 2, 7, 6	4/1/1962	2/7/1899	1774555	1636332	0
AMERICAN INS CO	6, 7, 4, 2, 3	4/30/1901	2/20/1846	1003878	1173781	0
AMERICAN INTERSTATE INS CO	7, 3, 4, 6	1/6/1997	12/21/1973	29994	0	0
AMERICAN MERCURY INS CO	4, 7, 3, 5	10/11/1977	11/30/1962	71191	29070	0
AMERICAN MINING INS CO	6, 3, 4	1/1/2009	2/7/1984	295327	153130	0
AMERICAN MODERN HOME INS CO	6, 2, 3, 7, 4	1/27/1975	1/25/1965	1737370	1007091	0
AMERICAN MODERN PROP & CAS INS CO	4, 5, 3	10/21/2014	5/12/1982	339862	10811	0
AMERICAN MODERN SELECT INS CO	3, 4, 5	5/20/2005	8/15/1980	721345	99316	0
AMERICAN MUT SHARE INS CORP	99	3/1/1984	5/7/1974	0	(250000)	0
AMERICAN NATL GEN INS CO	4, 3, 2, 5	6/25/1984	12/30/1980	133519	109778	0
AMERICAN NATL PROP & CAS CO	6, 3, 4, 2	11/7/1979	10/1/1973	5419913	4503063	4
AMERICAN PET INS CO	4	4/12/2012	12/7/2000	135682	59178	0
AMERICAN RELIABLE INS CO	3, 4, 5, 2, 7	8/18/1958	7/17/1952	2247697	946125	0
AMERICAN ROAD INS CO	5, 3, 7, 4	10/11/1962	12/28/1959	245249	193789	0
AMERICAN SECURITY INS CO	2, 3, 5, 4	12/30/1983	8/12/1938	300019	72756	0
AMERICAN SELECT INS CO	3, 6, 4	3/1/2013	8/21/1959	338	0	0
AMERICAN SENTINEL INS CO	4, 3, 2, 6	2/23/2004	5/16/1956	2207	(277)	0
AMERICAN SERV INS CO INC	7, 3, 4, 5	11/18/2004	3/11/1983	75182	139558	0
AMERICAN SOUTHERN HOME INS CO	5, 7, 3, 4	9/16/2005	7/29/1982	44848	20158	0
AMERICAN STANDARD INS CO OF WI	5, 3	4/5/2001	4/5/1961	518356	156325	0
AMERICAN STATES INS CO	2, 3, 7, 4, 6	11/26/1965	7/15/1929	5419847	3140994	0

Summary of Idaho Business PROPERTY AND CASUALTY INSURERS (continued)

Company Name	Lines of Business	License Date	Incorporated Date	Idaho Premiums Written	Losses Incurred	Complaint Count As Of 12/31/2016
AMERICAN STATES PREFERRED INS CO	4, 5, 3	8/18/1981	7/26/1979	1495227	342264	0
AMERICAN SUMMIT INS CO	3, 7, 5	5/19/1966	12/15/1955	0	0	0
AMERICAN SURETY CO	7	3/18/1997	3/9/1964	123832	33227	0
AMERICAN WEST INS CO	4, 7, 5, 3	6/29/1995	12/27/1990	0	0	0
AMERICAN ZURICH INS CO	7, 4, 3, 6	10/26/1982	8/19/1981	3832526	1195871	0
AMERISURE INS CO	7, 3, 4, 6	3/1/2012	5/21/1968	78853	65985	0
AMERISURE MUT INS CO	3, 4, 6, 7	9/1/1950	9/12/1912	575698	91136	0
AMERISURE PARTNERS INS CO	3, 7, 6, 4	3/1/2012	3/22/2000	495	73	0
AMEX ASSUR CO	3, 4, 6, 7, 2	9/26/1980	1/30/1973	483925	165894	0
AMGUARD INS CO	6, 4, 3	1/1/2004	6/10/1982	139794	(21604)	0
AMICA MUT INS CO	3, 4, 5	1/1/1973	3/1/1907	2347499	1931429	0
AMTRUST INS CO OF KS INC	3, 4, 7, 6	8/13/1992	1/10/1972	2425971	748207	0
ARCH IND INS CO	4, 7, 3, 6	12/15/1969	7/23/1969	0	0	0
ARCH INS CO	3, 4, 6, 2, 7	4/15/1988	12/15/1971	8115046	2761128	0
ARCH MORTGAGE ASSUR CO	9	7/28/2000	3/3/1969	0	0	0
ARCH MORTGAGE GUAR CO	9	4/26/1968	12/21/1966	1385	0	0
ARCH MORTGAGE INS CO	9	10/23/1981	12/30/1980	3350831	(61361)	0
ARCH REINS CO	6, 7, 3, 4, 2	1/1/2004	7/20/1995	0	0	0
ARGONAUT INS CO	3, 2, 4, 6, 7	10/17/1957	5/21/1957	463820	133482	0
ARGONAUT MIDWEST INS CO	6, 7, 4, 3	11/17/1980	3/19/1962	416489	216695	0
ARIZONA AUTOMOBILE INS CO	5	10/21/2009	2/25/2003	0	0	0
ARMED FORCES INS EXCH	5, 4, 3	9/9/1986	8/1/1982	159331	36065	0
ARROWOOD IND CO	4, 2, 7, 6, 3	3/31/1980	9/30/1910	0	136829	0
ASHMERE INS CO	2, 5, 7, 4, 3	1/29/1992	10/6/1981	0	0	0
ASPEN AMER INS CO	2, 7, 3, 4, 6	5/12/1999	11/13/1990	351244	42319	0
ASSOCIATED IND CORP	4, 6, 3, 7, 2	1/2/1930	12/21/1922	301015	(320596)	0
ASSOCIATED LOGGERS EXCH	10	7/24/1979	7/24/1979	10635413	6624479	0
ASSURED GUAR CORP	7, 5	11/5/2001	10/25/1985	0	0	0
ASSURED GUAR MUNICIPAL CORP	7	6/27/1988	3/16/1984	0	0	0
ATAIN INS CO	3, 5, 4	3/1/2008	4/16/1987	4294	0	0
ATLANTA INTL INS CO	4, 7, 3, 6	8/24/1950	1/1/1929	0	0	0
ATLANTIC SPECIALTY INS CO	7, 3, 4, 2, 6	3/1/2005	6/27/1986	1929317	998638	0
ATRADIUS TRADE CREDIT INS CO	5	10/5/1998	1/14/1993	413100	52035	0

**Summary of Idaho Business
PROPERTY AND CASUALTY INSURERS (continued)**

Company Name	Lines of Business	License Date	Incorporated Date	Idaho Premiums Written	Losses Incurred	Complaint Count As Of 12/31/2016
AUSTIN MUT INS CO	3, 4, 5	10/15/1999	6/11/1896	3271757	1896217	4
AUTO OWNERS INS CO	2, 4, 7, 3, 6	12/1/2005	7/1/1916	30513350	16187388	11
AUTOMOBILE INS CO OF HARTFORD CT	2, 3, 4, 7, 6	4/16/1970	6/25/1965	1961619	1577970	6
AVEMCO INS CO	2, 4, 5, 7, 3	4/24/1964	3/14/1960	271277	151266	0
AXA ART INS CORP	3, 4, 5	3/20/1991	9/17/1986	0	(123)	0
AXA INS CO	3, 7, 4, 6	1/1/1991	11/23/1990	144093	(129827)	0
AXIS INS CO	2, 6, 7, 4, 3	1/11/1982	9/25/1979	1367898	19810	3
AXIS REINS CO	3, 4, 5, 7	11/5/1992	7/25/1991	970	9713	0
AXIS SPECIALTY INS CO	2	3/25/2010	1/12/1983	0	(25454)	0
BADGER MUT INS CO	4, 3, 5, 7	5/12/2008	6/6/1891	637096	442084	0
BALBOA INS CO	3, 5, 4, 7, 2	8/25/1955	2/6/1948	-1339	15	0
BANKERS INS CO	7, 5, 4, 3	9/8/1995	5/11/1976	85349	2019	0
BANKERS STANDARD INS CO	2, 3, 7, 6, 4	8/30/1972	5/15/1962	2177954	612024	0
BCS INS CO	2, 7, 5, 4, 3	4/22/1970	12/5/1950	1091715	220127	0
BEAZLEY INS CO INC	4, 2, 7, 5, 3	10/28/1981	8/29/1978	651448	331377	0
BEDIVERE INS CO	6, 7, 4, 3	9/14/1956	6/1/1956	0	(13446)	0
BENCHMARK INS CO	7, 3, 2, 4, 6	8/25/1966	5/5/1964	333093	201284	0
BERKLEY INS CO	7, 4, 2, 3, 6	7/13/1982	12/18/1975	1562524	372319	0
BERKLEY NATL INS CO	2, 7, 4, 3, 6	6/1/2008	9/30/1980	569842	(37240)	0
BERKLEY REGIONAL INS CO	7, 2, 6, 3, 4	4/29/1988	12/17/1985	679919	38445	0
BERKSHIRE HATHAWAY ASSUR CORP	7	4/4/2008	12/21/2007	0	0	0
BERKSHIRE HATHAWAY DIRECT INS CO	2, 3, 7, 6, 4	7/9/1975	3/25/1970	405	22	0
BERKSHIRE HATHAWAY HOMESTATE INS CO	6, 7, 3, 4	11/25/1996	1/9/1970	3252315	1240338	0
BERKSHIRE HATHAWAY SPECIALTY INS CO	2, 7, 5, 4, 3	8/28/1962	2/10/1866	308453	116308	0
BITCO GEN INS CORP	3, 7, 4, 6	9/24/1963	7/23/1928	1265360	13964	0
BITCO NATL INS CO	3, 4, 7, 6	9/20/1963	10/1/1942	44596	14999	0
BLUESHORE INS CO	5	6/29/1987	6/19/1986	0	0	0
BOND SAFEGUARD INS CO	7	11/28/2006	6/15/1971	375	(15000)	0
BOSTON IND CO INC	7	9/17/2013	2/10/1971	0	0	0
BRISTOL W INS CO	3, 7, 5, 4, 2	12/16/1968	2/9/1968	3303105	1732274	3
BROTHERHOOD MUT INS CO	6, 2, 7, 3, 4	4/1/1999	8/20/1935	1617049	212878	0
BUILD AMER MUT ASSUR CO	7	3/15/2013	3/16/2012	0	0	0
CALIFORNIA CAPITAL INS CO	5, 3, 4	6/26/1981	5/25/1898	0	0	0

**Summary of Idaho Business
PROPERTY AND CASUALTY INSURERS (continued)**

Company Name	Lines of Business	License Date	Incorporated Date	Idaho Premiums Written	Losses Incurred	Complaint Count As Of 12/31/2016
CALIFORNIA CAS GEN INS CO OF OR	4, 5, 3	7/18/1987	9/26/1977	2593474	1476712	0
CALIFORNIA CAS IND EXCH	5, 4, 3	1/2/1962	1/1/1914	2716	(4398)	0
CALIFORNIA CAS INS CO	3, 5, 4	10/5/1987	10/20/1967	4799	(3)	0
CALIFORNIA INS CO	2, 3, 4, 7, 6	6/16/1982	2/1/1965	3261698	385869	0
CAMICO MUT INS CO	5	12/1/1995	3/4/1986	352631	56959	0
CAMPMED CAS & IND CO INC	4, 5, 7, 3	6/20/2012	1/1/2011	0	0	0
CANAL INS CO	4, 3, 5	6/4/1958	2/27/1939	419924	20732	0
CAPITOL IND CORP	7, 2, 4, 3, 6	5/2/1973	9/23/1959	736222	272522	0
CAPSON PHYSICIANS INS CO	5	10/24/2012	3/9/1961	40901	0	0
CAROLINA CAS INS CO	6, 4, 3, 7, 2	5/4/1966	4/18/1951	207918	(140657)	0
CASUALTY UNDERWRITERS INS CO	3, 5	12/30/1992	5/30/1986	255178	197262	0
CATERPILLAR INS CO	6, 7, 3, 4	11/21/2000	2/7/1963	1910836	982585	0
CATLIN IND CO	2, 5, 4, 3	7/12/2011	6/6/1928	290108	233424	0
CATLIN INS CO	5, 4, 7, 3, 2	3/5/2009	4/19/1913	224685	35133	0
CEM INS CO	7, 3, 4, 5	11/20/2003	12/15/1982	0	0	0
CENSTAT CAS CO	5	5/26/2009	5/31/2002	0	(2132)	0
CENTRAL STATES IND CO OF OMAHA	2, 3, 5, 4	10/28/1983	5/20/1977	1031685	451343	0
CENTRE INS CO	3, 4, 7, 6, 2	7/28/1981	10/31/1969	0	0	0
CENTURION CAS CO	2, 3, 4, 5, 7	7/21/1989	2/9/1983	14234	1000	0
CENTURY IND CO	2, 6, 7, 4, 3	8/25/1969	7/2/1963	0	(280908)	0
CENTURY NATL INS CO	5, 4, 3	12/20/1980	6/23/1955	193583	90566	0
CHARTER OAK FIRE INS CO	4, 6, 2, 7, 3	4/29/1936	4/29/1931	5579796	2573320	0
CHEROKEE INS CO	7, 5, 4, 3	10/23/1973	7/26/1946	0	0	0
CHICAGO INS CO	3, 4, 5	9/1/1964	7/2/1956	0	(440824)	0
CHUBB IND INS CO	7, 3, 4, 6	1/23/1997	11/3/1922	173176	163287	0
CHUBB NATL INS CO	4, 3, 7, 2, 6	1/23/1997	3/23/1993	419	3139	0
CHURCH MUT INS CO	3, 7, 6, 4	5/13/1971	3/4/1897	2224915	700903	0
CIM INS CORP	4, 5, 7, 3	4/1/1966	10/23/1998	0	0	0
CINNINNATI CAS CO	7, 3, 4, 6	1/1/1998	12/27/1972	2801343	939319	0
CINNINNATI INS CO	3, 7, 6, 4	5/4/1984	8/2/1950	33310540	9124061	3
CITIZENS INS CO OF AMIER	6, 3, 4	10/1/2011	5/29/1974	185842	153980	0
CITY NATL INS CO	6, 7, 3, 4	4/24/2001	2/2/1961	0	0	0
CIVIL SERV EMPLOYEES INS CO	3, 4, 5	9/10/1957	11/25/1949	0	0	0

**Summary of Idaho Business
PROPERTY AND CASUALTY INSURERS (continued)**

Company Name	Lines of Business	License Date	Incorporated Date	Idaho Premiums Written	Losses Incurred	Complaint Count As Of 12/31/2016
CLARENDON NATL INS CO	3, 2, 4, 6, 7	10/18/1952	7/21/1941	0	12715	0
CLEAR BLUE INS CO	2, 7, 3, 4, 5	10/10/1996	1/31/1987	0	0	0
CLEARWATER SELECT INS CO	7, 3, 4, 2, 6	7/16/1996	10/19/1993	0	0	0
CLERMONT INS CO	7, 3, 4, 5	12/23/1998	1/1/1977	0	0	0
COFACE N AMER INS CO	5, 7, 3, 4	12/17/2008	10/7/1974	26400	32021	0
COLISEUM REINS CO	2, 4, 7, 5, 3	10/5/1987	1/9/1978	0	0	0
COLONIAL AMER CAS & SURETY CO	5, 7, 3, 4	10/15/1996	5/24/1977	0	4933	0
COLONIAL SURETY CO	5, 7	11/22/2002	3/19/1930	21570	(24753)	0
COLONY SPECIALTY INS CO	3, 4, 5	3/2/2000	12/20/1978	481598	165180	0
COLORADO CAS INS CO	3, 4, 5	8/12/1994	4/24/1980	0	0	0
COLUMBIA INS CO	5, 3, 4, 7	9/6/1973	1/28/1970	0	0	0
COLUMBIA MUT INS CO	3, 7, 4, 5	10/29/1991	6/3/1940	0	0	0
COMMERCE & INDUSTRY INS CO	3, 4, 6, 7	7/19/1965	12/6/1957	603868	806043	0
COMMERCIAL CAS INS CO	6	1/1/1996	3/21/1986	0	0	0
COMMONWEALTH INS CO OF AMER	3, 4, 5	9/24/2001	10/14/1994	0	0	0
COMPWEST INS CO	6	7/1/2007	4/28/2004	151043	172108	0
CONSUMERS INS USA INC	3, 4, 5	11/19/2009	7/27/1994	0	0	0
CONTINENTAL CAS CO	6, 7, 3, 2, 4	6/30/1948	11/29/1897	17842752	4386909	27
CONTINENTAL HERITAGE INS CO	7	11/26/1985	3/11/1980	50495	(303)	0
CONTINENTAL IND CO	5, 4, 3	10/27/1992	12/9/1986	0	0	0
CONTINENTAL INS CO	4, 6, 7, 3, 2	12/31/1977	1/7/1853	1093165	50637	0
CONTINENTAL WESTERN INS CO	6, 3, 4, 7	12/4/1970	7/1/1907	13825121	15688801	4
CONTRACTORS BONDING & INS CO	7, 3, 5, 4	4/2/1984	9/24/1979	853756	101496	0
COREPOINTE INS CO	3, 4, 7, 5	6/27/1968	12/29/1964	34656	(7878)	0
COUNTRY CAS INS CO	7, 3, 4, 5	1/29/1999	1/23/1964	42095	5426	0
COUNTRY MUT INS CO	7, 3, 4, 5	1/29/1999	10/26/1925	857295	428962	0
COUNTRY PREF INS CO	3, 4, 7, 6	10/19/1967	5/19/1953	531564	399535	0
COURTESY INS CO	7, 3, 4	8/18/1998	12/21/1987	831791	277652	0
CRESTBROOK INS CO	5, 4, 3, 7	1/8/2014	7/9/1985	437057	67184	0
CRUM & FORSTER IND CO	4, 3, 6, 7	12/29/2003	12/2/1987	84159	(68844)	0
CSAA FIRE & CAS INS CO	3, 4, 5	5/20/2004	10/10/1997	2388697	794472	0
CSAA GEN INS CO	3, 5	8/7/2002	6/25/1987	1050163	519317	3
CSE SAFEGUARD INS CO	5, 7, 4, 3	3/1/1988	4/20/1984	0	0	0

Summary of Idaho Business PROPERTY AND CASUALTY INSURERS (continued)

Company Name	Lines of Business	License Date	Incorporated Date	Idaho Premiums Written	Losses Incurred	Complaint Count As Of 12/31/2016
CUMIS INS SOCIETY INC	4, 2, 3, 7, 5	1/25/1963	5/25/1960	5192014	2645409	0
CYPRESS INS CO	6	7/1/1997	10/17/1962	0	1568	0
DAIRYLAND INS CO	2, 7, 3, 4, 5	9/3/1965	1/8/1953	590518	203686	5
DAKOTA FIRE INS CO	3, 4, 5, 7	8/17/1992	8/23/1957	614288	704073	0
DAKOTA TRUCK UNDERWRITERS	6, 7, 3	11/1/2010	11/20/1989	1	0	0
DANIELSON NATL INS CO	5, 7, 3	6/15/1979	10/28/1974	0	0	0
DEALERS ASSUR CO	3, 5	11/16/2001	8/2/1935	1692	(30)	0
DENTISTS BENEFITS INS CO	3, 5	8/10/2004	6/17/1985	0	0	0
DENTISTS INS CO	3, 5	11/22/2002	11/1/1979	0	0	0
DEPOSITORS INS CO	4, 3, 6	12/18/1987	8/24/1983	9441919	5193873	8
DEVELOPERS SURETY & IND CO	5, 4, 3, 7	8/12/1988	10/10/1936	637358	27024	0
DIAMOND STATE INS CO	3, 4, 5, 7	8/14/1991	2/20/1981	160070	(13038)	0
DIRECT NATL INS CO	5	9/14/1959	10/31/2000	0	0	0
DISCOVER PROP & CAS INS CO	2, 3, 4, 6, 7	8/13/1981	12/20/1978	536	(253959)	0
DOCTORS CO AN INTERINS EXCH	4, 2, 5, 3	9/28/1989	4/15/1976	4228315	(484888)	0
DORINCO REINS CO	4, 5, 7, 3	8/16/1991	3/8/1977	423	0	0
EAGLE W INS CO	5, 3, 4	10/19/2006	10/14/1960	1156	0	0
EASTERN ATLANTIC INS CO	3, 5, 7, 4	3/1/2014	8/12/1985	72072	39432	0
EASTGUARD INS CO	6	1/1/2004	7/1/1827	52641	15606	0
ECONOMY FIRE & CAS CO	4, 2, 7, 5, 3	7/8/1988	1/30/1935	11820	7510	0
ECONOMY PREFERRED INS CO	2, 5, 7, 3, 4	7/8/1988	5/29/1979	0	0	0
ECONOMY PREMIER ASSUR CO	4, 5, 3	7/8/1988	12/15/1980	0	0	0
ELECTRIC INS CO	7, 3, 4, 6, 2	11/7/1972	4/21/1966	177908	99278	0
EMCASCO INS CO	3, 4, 7, 5	5/31/2013	12/9/1958	2127954	971735	0
EMPIRE FIRE & MARINE INS CO	7, 3, 2, 5, 4	12/19/1957	3/16/1954	1136071	(30293)	0
EMPLOYERS ASSUR CO	6	3/1/2011	11/14/1979	1286778	966573	0
EMPLOYERS COMPENSATION INS CO	6	7/3/2003	5/16/2002	959359	236161	0
EMPLOYERS FIRE INS CO	3, 6, 4, 7, 2	5/18/1944	1/21/1921	0	3198	0
EMPLOYERS INS OF WAUSAU	2, 3, 6, 7, 4	5/24/1940	8/21/1911	2487966	3203879	0
EMPLOYERS INS CO OF NV	6	6/1/2008	12/1/1999	0	0	0
EMPLOYERS MUT CAS CO	4, 6, 3, 7	12/16/1941	4/24/1911	8538438	4546849	0
EMPLOYERS PREFERRED INS CO	6	10/1/2010	1/1/1982	992070	488082	0
ENCOMPASS IND CO	7, 3, 4, 5	12/5/2002	1/25/1984	0	(2821)	0

**Summary of Idaho Business
PROPERTY AND CASUALTY INSURERS (continued)**

Company Name	Lines of Business	License Date	Incorporated Date	Idaho Premiums Written	Losses Incurred	Complaint Count As Of 12/31/2016
ENDURANCE AMER INS CO	7, 3, 4, 5	11/10/1997	3/21/1996	1807166	309992	0
ENDURANCE ASSUR CORP	7, 3, 2, 6, 4	1/30/2008	9/5/2002	84084	(6397)	0
ENDURANCE RISK SOLUTIONS ASSUR CO	3, 7, 5, 4	12/14/1987	6/6/1986	0	5800	0
ENUMCLAW PROP & CAS INS CO	7, 3, 4, 5	10/30/2003	11/27/2001	13319343	7966818	3
EQUITY INS CO	3, 4, 5	1/28/2005	1/1/1965	0	0	0
ESSENT GUAR INC	9	2/2/2010	11/14/2008	4332697	(24407)	0
ESSENTIA INS CO	4, 5, 3	11/30/1982	4/27/1979	1588505	240419	0
ESURANCE INS CO	5, 3, 4	9/8/2014	12/1/1933	237944	47148	0
ESURANCE INS CO OF NJ	4, 6, 7, 3	5/23/1940	10/22/1919	0	0	0
ESURANCE PROP & CAS INS CO	3, 5, 4	11/20/2012	10/22/1987	3206590	2085147	0
EULER HERMES N AMER INS CO	5, 7	11/30/2006	4/28/1893	532522	79667	0
EVEREST NATL INS CO	3, 2, 6, 4, 7	12/17/1987	11/12/1985	701695	437178	0
EVEREST REINS CO	7, 4, 3, 2, 6	9/15/1976	6/13/1973	316872	(17402)	0
EVERGREEN NATL IND CO	3, 5, 7, 4	10/3/1983	12/30/1939	3736	(47)	0
EVERSPAN FIN GUAR CORP	7	9/4/1969	1/11/1968	0	0	0
EXCESS SHARE INS CORP	5	12/13/1995	8/17/1993	44950	0	0
EXECUTIVE RISK IND INC	3, 4, 6, 2, 7	2/7/1995	9/23/1977	63621	(164806)	0
EXPLORER INS CO	3, 6, 7, 4	5/31/1991	12/8/1981	0	(10)	0
FACTORY MUT INS CO	3, 7, 5, 4	6/30/1968	10/31/1835	8855658	6054341	0
FAIR AMER INS & REINS CO	3, 2, 4, 7, 5	10/9/1979	9/8/1985	10785	8126	0
FALLS LAKE NATL INS CO	4, 6, 3, 2	9/29/1980	2/6/1974	505550	581941	0
FARM BUREAU MUT INS CO OF ID	6, 7, 4, 3, 2	5/1/1947	4/27/1947	168255004	100955635	62
FARMERS ALLIANCE MUT INS CO	4, 7, 3, 5	10/30/1974	7/20/1888	5689273	2920239	0
FARMERS INS CO OF ID	2, 7, 6, 3, 4	12/10/1969	10/29/1969	86423553	49015029	49
FARMERS INS EXCH	2, 4, 6, 7, 3	1/1/1930	3/28/1928	25545487	5816003	4
FARMERS MUT HAIL INS CO OF IA	4, 3, 5	6/19/1958	3/4/1893	0	0	0
FARMERS UNION MUT INS CO	3, 4, 5	3/20/2007	12/4/1959	0	0	0
FARMINGTON CAS CO	3, 4, 6, 7, 2	7/8/1983	8/24/1982	0	(267)	0
FARMLAND MUT INS CO	6, 7, 4, 3	10/23/1990	3/22/1909	4020599	992545	0
FEDERAL INS CO	2, 3, 4, 7, 6	3/28/1940	2/15/1901	11083039	12478074	4
FEDERATED MUT INS CO	3, 6, 7, 4, 2	4/1/1921	8/1/1904	8320236	4493495	0
FEDERATED RURAL ELECTRIC INS EXCH	3, 4, 6, 7, 2	12/10/1979	5/14/1957	1610212	287220	0
FEDERATED SERV INS CO	7, 3, 6, 4	10/22/1974	6/6/1972	901143	314448	0

Summary of Idaho Business PROPERTY AND CASUALTY INSURERS (continued)

Company Name	Lines of Business	License Date	Incorporated Date	Idaho Premiums Written	Losses Incurred	Complaint Count As Of 12/31/2016
FIDELITY & DEPOSIT CO OF MD	4, 5, 7, 3	12/24/1981	10/14/1980	1995333	243592	0
FIDELITY & GUAR INS CO	7, 6, 4, 3	3/19/1979	3/1/1977	-30034	108687	0
FIDELITY & GUAR INS UNDERWRITERS INC	4, 7, 6, 3	11/17/1955	7/6/1951	0	(64194)	0
FINANCIAL AMER PROP & CAS INS CO	2, 3, 7, 4, 6	10/6/1972	3/14/1961	2272881	237532	0
FINANCIAL CAS & SURETY INC	7	10/21/2004	12/20/1989	5633	23	0
FINANCIAL IND CO	5, 3, 7	11/22/1961	12/19/1945	17721	10960	0
FINANCIAL PACIFIC INS CO	7, 4, 5, 3	6/19/1996	7/22/1986	425	(41)	0
FIRE INS EXCH	3, 4, 5, 7	6/20/1943	11/10/1942	0	0	0
FIREMANS FUND INS CO	2, 7, 4, 6, 3	9/19/2018	9/9/1864	1164379	2196959	0
FIREMENS INS CO OF WASHINGTON DC	7, 3, 6, 4	3/1/2007	3/3/1837	236258	9044	0
FIRST AMER PROP & CAS INS CO	4, 5, 3	3/19/1991	10/17/1977	0	0	0
FIRST COLONIAL INS CO	4, 5	4/23/1998	2/17/1987	170847	73320	0
FIRST DAKOTA IND CO	6, 7	11/1/2010	9/28/1995	29498	4120	0
FIRST FIN INS CO	4, 6, 3, 7	9/9/1977	4/29/1970	2805	0	0
FIRST LIBERTY INS CORP	2, 4, 6, 7, 3	5/23/1991	6/16/1989	767047	507362	0
FIRST NATL INS CO OF AMER	3, 4, 6, 7	11/20/1928	10/10/1928	1124555	430959	0
FIRST NONPROFIT INS CO	3, 7, 4, 6	11/1/2009	1/1/1978	1000	0	0
FIRSTCOMP INS CO	5	8/3/1992	12/17/1986	0	0	0
FLORISTS MUT INS CO	3, 4, 6, 7	10/3/1988	6/1/1887	128212	853	0
FMH AG RISK INS CO	5, 2, 3	12/6/1991	2/8/1979	8661599	909965	0
FOREMOST INS CO GRAND RAPIDS MI	2, 7, 4, 3, 6	9/2/1957	5/20/1952	12559151	4682193	7
FOREMOST PROP & CAS INS CO	3, 4, 7, 6	7/2/1992	4/27/1984	966411	364976	4
FOREMOST SIGNATURE INS CO	3, 6, 4	3/1/2012	9/7/1982	514387	1839590	0
FORTRESS INS CO	5	8/20/2002	5/22/1997	11189	777	0
FRANK WINSTON CRUM INS CO	6	11/1/2013	1/23/2003	1807	0	0
FRANKENMUTH MUT INS CO	5, 4, 7, 3	6/7/1999	9/15/1921	0	0	0
FREEDOM SPECIALTY INS CO	4, 5, 3, 7	12/10/1959	5/1/1929	50604	32139	0
FRONTLINE INS UNLIMITED CO	5, 4, 3	7/8/1996	1/7/1994	0	0	0
GARRISON PROP & CAS INS CO	3, 4, 5	10/25/2004	12/1/1900	7194554	5448335	3
GATEWAY INS CO	3, 5, 4	7/21/1997	5/21/1986	252866	66895	0
GEICO ADVANTAGE INS CO	5, 3	7/30/2012	6/13/2011	21793733	17159881	22
GEICO CAS CO	5, 4, 3	4/24/1984	8/31/1982	139660	77277	4
GEICO CHOICE INS CO	5, 3	7/30/2012	6/13/2011	18301572	13986321	20

**Summary of Idaho Business
PROPERTY AND CASUALTY INSURERS (continued)**

Company Name	Lines of Business	License Date	Incorporated Date	Idaho Premiums Written	Losses Incurred	Complaint Count As Of 12/31/2016
GEICO GEN INS CO	3, 4, 7, 5	12/31/1978	5/15/1934	19920442	13130812	16
GEICO IND CO	5, 3	8/4/1961	3/22/1961	10753574	6819881	14
GEICO MARINE INS CO	4	12/23/2008	11/1/1989	378298	148248	0
GEICO SECURE INS CO	5, 3	7/30/2012	6/13/2011	9432741	6679249	18
GEM STATE INS CO	3, 5, 4	1/1/1910	3/10/1910	4977100	1950570	7
GENERAL CAS CO OF WI	4, 6, 7, 3	1/6/1993	5/12/1925	2241866	1362148	0
GENERAL INS CO OF AMER	3, 6, 7, 4	6/9/1923	3/20/1923	1165740	456351	0
GENERAL REINS CORP	4, 5, 7, 3, 2	4/1/1971	10/8/1970	55955	(396615)	0
GENERAL SECURITY NATL INS CO	4, 7, 3, 5	11/19/1984	5/15/1980	125594	66139	0
GENERAL STAR NATL INS CO	3, 4, 5, 7	12/18/1922	9/10/1864	21296	2500	0
GENERALI US BRANCH	2, 5, 7, 4, 3	11/30/1990	12/26/1831	253943	111811	0
GENESIS INS CO	7, 2, 6, 4, 3	12/30/1987	4/6/1976	135427	41000	0
GENWORTH FINANCIAL ASSUR CORP	5	11/9/2007	6/12/1992	0	0	0
GENWORTH MORTGAGE INS CORP	9	4/7/1981	5/12/1980	3986972	(265143)	0
GENWORTH MORTGAGE INS CORP OF NC	9	10/15/1981	2/20/1961	0	0	0
GEOVERA INS CO	3, 5	4/19/2005	3/24/1997	0	0	0
GLOBAL REINS CORP OF AMER	7, 5, 4, 3	8/28/1984	8/7/1940	0	0	0
GOVERNMENT EMPLOYEES INS CO	4, 3, 5, 7	8/22/1955	11/30/1937	7284922	4116482	0
GRANGE INS ASSN	7, 3, 5, 4	5/22/1953	8/6/1931	9927152	5936231	6
GRANITE RE INC	3, 7, 5	3/13/2009	11/13/1986	965	110	0
GRANITE STATE INS CO	2, 6, 7, 4, 3	2/10/1928	6/26/1874	2199790	1157530	0
GRANWEST PROP & CAS	5, 3, 4	11/5/1959	4/2/1959	6	(4773)	0
GRAY INS CO	7, 3, 4, 6	12/14/1999	11/18/1977	0	0	0
GREAT AMER ALLIANCE INS CO	4, 6, 7, 3	10/6/1948	9/11/1945	533136	114315	0
GREAT AMER ASSUR CO	3, 4, 7, 6	5/11/1973	3/23/1905	1577975	245960	0
GREAT AMER INS CO	2, 4, 3, 7, 6	9/30/1976	3/7/1872	4948772	2075058	0
GREAT AMER INS CO OF NY	3, 4, 7, 6	4/1/1948	8/22/1947	897708	81556	0
GREAT AMER SECURITY INS CO	3, 7, 6, 4	3/18/1991	7/1/1987	0	0	0
GREAT AMER SPIRIT INS CO	7, 3, 6, 4	9/17/1991	4/5/1988	11147	12646	0
GREAT DIVIDE INS CO	2, 7, 4, 6, 3	9/26/1994	4/29/1986	388027	42112	0
GREAT MIDWEST INS CO	2, 4, 3, 7, 6	9/1/1999	10/5/1985	100856	51515	0
GREAT NORTHERN INS CO	4, 7, 3, 6	9/4/1969	6/26/1952	1214138	17182	0
GREAT NORTHWEST INS CO	5, 3, 4	12/8/2006	9/15/1986	290182	573394	3

**Summary of Idaho Business
PROPERTY AND CASUALTY INSURERS (continued)**

Company Name	Lines of Business	License Date	Incorporated Date	Idaho Premiums Written	Losses Incurred	Complaint Count As Of 12/31/2016
GREAT WEST CAS CO	3, 6, 4, 7	1/14/1965	3/22/1956	22441885	11194486	0
GREATER NY MUT INS CO	4, 7, 3, 6	12/24/1963	8/29/1927	0	0	0
GREENWICH INS CO	2, 3, 6, 4, 7	8/25/1955	2/18/1946	1162374	1398224	0
GUARANTEE CO OF N AMER USA	7	10/1/1999	1/23/1990	248383	9240	0
GUARANTEE INS CO	10	10/1/2012	1/25/1965	334473	1378	0
GUIDEONE AMER INS CO	5, 4, 7, 3	12/23/1999	4/8/1983	0	0	0
GUIDEONE ELITE INS CO	7, 4, 5, 3	6/16/1988	7/19/1983	324724	39097	0
GUIDEONE MUT INS CO	3, 2, 6, 7, 4	7/21/1954	12/26/1946	827169	419539	0
GUIDEONE SPECIALTY MUT INS CO	5, 3, 7, 4	11/6/1958	7/10/1948	16402	6043	0
HALLMARK INS CO	5, 7, 4, 3	7/24/1992	6/20/1988	261850	133626	0
HAMILTON INS CO	7, 4, 3, 5	11/26/1974	6/1/1973	0	0	0
HANOVER AMER INS CO	4, 7, 3, 6	7/5/1996	6/8/1989	141958	11643	0
HANOVER INS CO	3, 2, 7, 6, 4	1/1/1973	10/5/1972	1729102	260488	0
HARCO NATL INS CO	3, 6, 7, 4	12/1/1994	11/17/1954	1100408	921879	0
HARLEYSVILLE INS CO	3, 4, 7, 5	8/18/1987	6/9/1930	21553	(2698)	0
HARTFORD ACCIDENT & IND CO	3, 4, 7, 2, 6	7/18/1919	8/12/1913	1799050	1077030	0
HARTFORD CAS INS CO	2, 4, 6, 7, 3	7/1/1987	3/5/1987	2039830	2442439	9
HARTFORD FIRE IN CO	2, 4, 7, 6, 3	7/29/1919	5/10/1810	3477616	1001167	0
HARTFORD INS CO OF THE MIDWEST	3, 6, 7, 4	12/8/1983	9/11/1979	4950021	3539755	6
HARTFORD STEAM BOIL INSPEC & INS CO	4, 3, 5	1/13/1906	6/30/1866	395977	27794	0
HARTFORD STEAM BOIL INSPEC INS CO CT	3, 4, 5	6/11/2002	7/22/1988	0	0	0
HARTFORD UNDERWRITERS INS CO	3, 4, 7, 6	7/1/1988	12/23/1987	1054438	255914	0
HDI GLOBAL INS CO	6, 3, 7, 4	11/6/2008	3/2/2007	1701959	(389376)	0
HERITAGE CAS INS CO	5, 7, 4, 3, 2	1/16/1984	6/4/1974	0	0	0
HERITAGE IND CO	5, 3, 4, 2	8/18/1981	1/25/1979	41017	85363	0
HIGHMARK CAS INS CO	5	10/14/1997	6/22/1977	0	0	0
HISCOX INS CO INC	5, 4, 3, 7, 2	10/17/1985	11/26/1952	647585	107890	0
HOMESITE INS CO	2, 4, 7, 5, 3	9/12/1988	4/3/1985	1649471	228328	0
HOMESITE INS CO OF THE MIDWEST	2, 4, 3, 5, 7	8/28/20015	10/9/1969	543152	29541	0
HORACE MANN INS CO	3, 4, 7, 5	12/16/1978	9/23/1963	1631850	717645	3
HORACE MANN PROP & CAS INS CO	5, 3	5/26/1988	3/25/1965	752486	379207	0
HOUSING AUTHORITY PROP A MUT CO	7, 3, 4, 5	12/20/2005	3/20/1987	0	0	0
HOUSING ENTERPRISE INS CO INC	7, 3, 4, 5	9/23/2009	8/15/2000	130515	21991	0

**Summary of Idaho Business
PROPERTY AND CASUALTY INSURERS (continued)**

Company Name	Lines of Business	License Date	Incorporated Date	Idaho Premiums Written	Losses Incurred	Complaint Count As Of 12/31/2016
HUDSON INS CO	3, 4, 7, 6, 2	10/15/1991	1/16/1918	1654761	215083	0
IDAHO COUNTIES RISK MGMT PROGRAM	3, 5	2/1/1986	11/29/1985	29636448	10761082	0
IDAHO STATE INS FUND	10	1/1/1918	12/31/1917	238754602	169490753	3
IDS PROP CAS INS CO	2, 3, 4, 5	8/4/2004	12/6/1972	1600406	683059	0
ILLINOIS INS CO	2, 7, 6	10/16/1995	10/21/1988	0	0	0
ILLINOIS NATL INS CO	3, 6, 7, 4	6/12/1992	10/5/1933	60215	98569	0
IMPERIUM INS CO	3, 4, 7, 2, 6	12/20/1991	11/18/1977	154729	(6706423)	0
INDEMNITY CO OF CA	7	7/14/1995	10/5/1967	169661	(2835)	0
INDEMNITY INS CO OF NORTH AMER	7, 6, 4, 3	12/27/1984	9/26/1977	1679479	(251802)	0
INDEPENDENCE AMER INS CO	3, 2, 5, 4	5/8/2001	2/26/1973	948937	517270	3
INDIANA LUMBERMENS MUT INS CO	3, 4, 6, 7	10/24/1980	4/1/1897	-3659	1	0
INFINITY INS CO	3, 5	11/17/1981	8/28/1978	18411	4117	0
INSURANCE CO OF N AMER	2, 7, 6, 4, 3	8/7/1956	4/14/1794	6594	(24809)	0
INSURANCE CO OF THE STATE OF PA	6, 3, 4, 7, 2	4/13/1918	4/18/1794	3573377	2041609	0
INSURANCE CO OF THE WEST	3, 6, 7, 4	8/16/1988	3/1/1972	217534	14479	0
INTEGON IND CORP	3, 5, 7, 4	9/28/1979	12/16/1946	0	0	0
INTEGON NATL INS CO	3, 7, 5, 4	12/31/1988	12/16/1987	88637	21304	0
INTERNATIONAL FIDELITY INS CO	7	9/19/1975	12/27/1904	137982	5504	0
INTREPID INS CO	4, 7, 3, 5	6/8/2005	8/19/1997	0	0	0
IRONSHORE IND INC	2, 4, 7, 3, 5	10/22/1974	8/1/1919	694884	403097	0
JEFFERSON INS CO	5, 3, 4	11/13/1956	3/15/1950	2526629	604241	0
JEWELERS MUT INS CO	3, 5, 7, 4	7/28/1972	3/12/1913	228222	57750	0
KEMPER FINANCIAL IND CO	4, 3, 7, 5	12/8/1999	6/20/1980	0	0	0
KEY RISK INS CO	6, 3, 4, 7	3/1/2011	12/10/1997	0	0	0
KNIGHTBROOK INS CO	4, 3, 5	5/18/2011	12/17/1934	75094	32736	0
LAMORAK INS CO	7, 2, 3, 6, 4	3/31/1971	3/10/1971	0	(9715)	0
LANCER INS CO	3, 6, 4, 7	11/13/1956	4/27/1945	1055505	573634	0
LANDCAR CAS CO	5	5/2/1997	10/3/1989	616800	157954	0
LEXINGTON NATL INS CORP	7	9/30/2003	10/23/1989	8038	0	0
LEXON INS CO	7, 5	9/24/1999	3/16/1984	365018	0	0
LIBERTY INS CORP	3, 4, 6, 7	12/15/1988	10/21/1988	8060720	5236300	0
LIBERTY INS UNDERWRITERS INC	2, 3, 7, 5, 4	8/13/1981	11/17/1978	19293384	17234347	0
LIBERTY MUT FIRE INS CO	3, 6, 4, 7	4/1/1936	10/31/1908	13002190	5134445	13

**Summary of Idaho Business
PROPERTY AND CASUALTY INSURERS (continued)**

Company Name	Lines of Business	License Date	Incorporated Date	Idaho Premiums Written	Losses Incurred	Complaint Count As Of 12/31/2016
LIBERTY MUT INS CO	7, 2, 4, 6, 3	8/28/1935	1/1/1912	4423324	11620697	4
LIBERTY NORTHWEST INS CORP	7, 6, 4, 3	10/28/1983	1/21/1983	7607805	7018630	0
LM GEN INS CO	5, 3, 7, 4, 2	8/13/1981	11/17/1978	15745564	9939407	18
LM INS CORP	3, 4, 7, 6, 2	5/23/1991	6/16/1989	2474675	602787	0
LM PROP & CAS INS CO	2, 3, 4, 7, 5	10/20/1975	1/2/1975	0	280	0
LYNDON SOUTHERN INS CO	4, 3, 7, 2, 5	7/5/2005	9/16/1996	423412	12373	0
MAIDEN REINS N AMER INC	3, 4, 6, 2	2/23/2004	8/18/2000	0	0	0
MAIDSTONE INS CO	3, 5	3/22/2006	5/11/1988	0	0	0
MANUFACTURERS ALLIANCE INS CO	4, 7, 2, 6, 3	5/1/2002	1/11/1979	68175	38153	0
MAPFRE INS CO	5, 7, 4, 3	1/16/1992	2/21/1985	0	0	0
MARKEL AMER INS CO	4, 5, 7, 3	11/26/1991	10/15/1986	874694	159421	0
MARKEL INS CO	2, 3, 6, 7, 4	11/1/1984	11/26/1980	994683	863428	0
MASSACHUSETTS BAY INS CO	7, 3, 6, 4	10/1/2011	12/20/1994	424753	227514	0
MAXUM CAS INS CO	7, 3, 4, 5	6/30/2005	11/25/1996	45657	(252014)	0
MBIA INS CORP	7	6/9/1972	3/23/1967	0	0	0
MEDICAL INS EXCH OF CA	2, 5	9/1/1976	7/11/1975	7563185	3543281	0
MEDICAL PROTECTIVE CO	5	12/6/1994	12/2/1909	1955887	(3199686)	0
MEDICUS INS CO	5	3/6/2012	9/28/2006	0	0	0
MEDMARC CAS INS CO	4, 7, 5	12/31/1979	7/26/1950	58294	38209	0
MEMIC IND CO	6	7/1/2006	2/24/2000	2104	1152	0
MENDOTA INS CO	3, 4, 5	3/31/1995	5/1/1989	0	0	0
MERASTAR INS CO	5, 4, 3	8/18/1981	8/14/1974	877	(545)	0
MERCHANTS BONDING CO A MUT	5, 7	6/16/1988	12/31/1933	245924	(2109)	0
MERCHANTS NATL BONDING INC	5, 7	9/25/2012	4/15/2003	132977	231863	0
MERITPLAN INS CO	3, 7, 5, 4	11/12/1982	12/10/1952	-259	(1903)	0
METROMILE INS CO	5, 3, 4, 2	10/27/1978	7/26/1971	0	0	0
METROPOLITAN CAS INS CO	4, 5, 3	1/9/1986	10/7/1981	0	0	0
METROPOLITAN DRT PROP & CAS INS CO	5, 7, 4, 3, 2	5/2/1968	5/24/1949	8542	348	0
METROPOLITAN GEN INS CO	3, 4, 5	1/9/1986	6/30/1980	12768	71383	0
METROPOLITAN GRP PROP & CAS INS CO	3, 5	10/7/1980	12/10/1976	7782681	4682081	3
METROPOLITAN PROP & CAS INS CO	4, 2, 7, 5, 3	4/16/1973	8/31/1972	17184289	10588644	20
MGA INS CO INC	5, 7, 4, 3	5/16/1988	5/22/1981	0	0	0
MGIC ASSUR CORP GEN ACCOUNT	7, 5	10/17/1988	9/27/1937	0	0	0

**Summary of Idaho Business
PROPERTY AND CASUALTY INSURERS (continued)**

Company Name	Lines of Business	License Date	Incorporated Date	Idaho Premiums Written	Losses Incurred	Complaint Count As Of 12/31/2016
MGC IND CORP	9	1/3/2001	11/15/1956	406281	(11688)	0
MIC GEN INS CORP	4, 5, 7, 3, 2	7/13/1982	8/14/1980	0	0	0
MIC PROP & CAS INS CORP	4, 6, 7, 3	7/13/1982	4/30/1980	97892	15943	0
MICHIGAN MILLERS MUT INS CO	3, 4, 6, 7	4/1/1914	10/24/1881	0	0	0
MID CENTURY INS CO	2, 3, 4, 6, 7	12/21/1954	12/3/1949	4038421	1172924	3
MID CONTINENT ASSUR CO	3, 4, 5	3/1/2006	8/13/1992	3253	0	0
MID CONTINENT CAS CO	5, 3, 4	3/1/2006	2/26/1947	473286	(11738)	0
MIDDLESEX INS CO	4, 3, 6, 7	9/1/2010	3/3/1826	35351	4459	0
MIDVALE IND CO	2, 3, 4, 6, 7	11/3/1975	11/17/1970	21762	5019	0
MIDWEST EMPLOYERS CAS CO	6, 7	9/25/1989	3/21/1986	691047	1572097	0
MIDWEST FAMILY MUT INS CO	6, 4, 7, 3	6/1/2011	4/15/1891	320576	24109	0
MILBANK INS CO	7, 3, 4, 5	12/1/1982	10/21/1982	-27	(569)	0
MILWAUKEE CAS INS CO	7, 3, 6, 4	11/1/2007	9/28/1973	3497307	1627912	0
MINNESOTA LAWYERS MUT INS CO	5	9/24/2003	5/28/1981	0	0	0
MITSUMI SUMITOMO INS CO OF AMER	7, 3, 4, 6	9/28/2001	3/29/2001	241207	6805	0
MITSUMI SUMITOMO INS USA INC	3, 7, 4, 6	12/31/1988	1/28/1988	7600	18237	0
MMIC INS INC	5	8/8/2013	10/10/1980	0	0	0
MONTEREY INS CO	3, 4, 5	10/19/2006	7/7/1987	0	0	0
MORTGAGE GUAR INS CORP	9	12/26/1979	2/20/1979	7521785	693831	0
MOTORISTS COMMERCIAL MUT INS CO	7, 2, 4, 6, 3	9/23/1927	5/25/1899	315	(98508)	0
MOTORS INS CORP	5, 7, 3, 4	3/2/1940	10/23/1998	535376	19201	0
MOUNTAIN STATES IND CO	3, 6, 7, 4	6/1/2012	10/5/1994	0	0	0
MOUNTAIN VALLEY IND CO	7, 6, 3, 4	8/1/2009	2/2/1995	0	0	0
MUNICH REINS AMER INC	6, 3, 4, 7, 2	1/1/1978	3/15/1917	0	0	0
MUNICIPAL ASSUR COR	5, 7	10/11/2013	8/21/2008	0	0	0
MUTUAL OF ENUMCLAW INS CO	3, 4, 5, 7	6/19/1952	2/17/1898	28771651	14257475	7
NATIONAL AMER INS CO	4, 7, 6, 3	12/23/1969	4/11/1919	-39757	(109786)	0
NATIONAL AMER INS CO OF CA	4, 6, 3	6/16/1987	10/10/1966	0	0	0
NATIONAL CAS CO	6, 2, 4, 7, 3	6/24/1908	12/19/1904	3921264	2049150	0
NATIONAL CONTINENTAL INS CO	3, 5, 4	12/23/1958	12/24/1897	181460	46835	0
NATIONAL FARMERS UNION PROP & CAS	3, 4, 7, 6, 2	10/27/1986	12/5/1984	436545	136786	0
NATIONAL FIRE INS CO OF HARTFORD	2, 7, 6, 3, 4	5/1/1893	6/4/1869	911789	(441946)	0
NATIONAL GEN ASSUR CO	5, 4, 3	1/2/1996	6/2/1983	2202239	1166850	6

**Summary of Idaho Business
PROPERTY AND CASUALTY INSURERS (continued)**

Company Name	Lines of Business	License Date	Incorporated Date	Idaho Premiums Written	Losses Incurred	Complaint Count As Of 12/31/2016
NATIONAL GEN INS CO	5, 3	8/18/1969	11/2/1966	22974	0	0
NATIONAL GENERAL INS ONLINE INC	3, 4, 5	2/23/2004	4/6/2000	0	0	0
NATIONAL IND CO	4, 6, 3, 7, 2	5/17/1949	4/26/1940	1812726	1207377	0
NATIONAL INS ASSN	5	4/8/1988	11/15/1972	0	0	0
NATIONAL INS CO OF WI INS	2	3/22/1996	7/30/1895	0	0	0
NATIONAL INTERSTATE INS CO	3, 6, 4	10/27/1992	2/10/1989	6201371	2107543	3
NATIONAL LIAB & FIRE INS CO	3, 6, 4, 7	1/23/1990	4/23/1957	717033	490475	3
NATIONAL MORTGAGE INS CORP	9	3/11/2013	6/30/2009	1323745	0	0
NATIONAL PUBLIC FINANCE GUAR CORP	7	2/3/1972	12/28/1959	0	0	0
NATIONAL SPECIALTY INS CO	7, 3, 4, 6	8/3/2004	11/30/1960	18309	0	0
NATIONAL SURETY CORP	6, 7, 3, 4, 2	5/5/1972	9/3/1970	1451918	(215428)	0
NATIONAL UNION FIRE INS CO OF PITTS	3, 4, 7, 6, 2	5/5/1904	2/14/1901	21111839	9633150	3
NATIONWIDE AFFINITY CO OF AMER	2, 3, 4, 7, 6	10/3/1946	5/2/1924	3368281	3378873	0
NATIONWIDE AGRIBUSINESS INS CO	4, 6, 7, 3	10/23/1990	12/10/1973	8452735	5633471	0
NATIONWIDE ASSUR CO	5	10/24/1955	2/13/1942	0	0	0
NATIONWIDE GEN INS CO	3, 5	10/1/1997	8/22/1957	0	0	0
NATIONWIDE INS CO OF AMER	5, 4, 3	4/1/1961	6/30/1960	6409965	3485542	7
NATIONWIDE MUT FIRE INS CO	6, 7, 3, 4	10/11/1955	12/27/1933	40736	(8)	0
NATIONWIDE MUT INS CO	3, 6, 7, 4	10/11/1955	12/6/1925	5864811	2224956	0
NATIONWIDE PROP & CAS INS CO	7, 3, 4, 6	12/30/1987	11/9/1979	0	(43)	0
NAU COUNTRY INS CO	3, 5, 4	11/30/2005	12/31/1985	8149246	1763151	0
NAVIGATORS INS CO	4, 5, 7, 3	3/7/1994	7/16/1981	952013	(208855)	0
NCMIC INS CO	4, 3, 5	4/7/1977	1/1/1946	439094	639415	0
NETHERLANDS INS CO THE	3, 7, 5, 4	12/9/1980	12/12/1978	0	14750	0
NEVADA GEN INS CO	3, 5	3/1/2012	12/28/1993	0	0	0
NEW ENGLAND INS CO	7, 5, 4, 3	7/1/1990	8/25/1989	0	0	0
NEW ENGLAND REINS CORP	7, 4, 3, 5	6/7/1983	12/29/1981	0	0	0
NEW HAMPSHIRE INS CO	2, 3, 4, 6, 7	12/15/1919	7/7/1869	7467173	2323428	0
NEW YORK MARINE & GEN INS CO	7, 3, 4, 6	12/30/1987	3/22/1972	993192	134592	0
NGM INS CO	7, 3, 6, 4	1/28/2004	3/28/1923	10890	(5700)	0
NORCAL MUT INS CO	5	9/29/2016	9/18/1975	0	0	0
NORGUARD INS CO	6	1/1/2004	8/12/1987	185411	56053	0
NORTH AMER ELITE INS CO	7, 3, 4, 2, 6	10/19/2001	12/28/1987	438981	53064	0

**Summary of Idaho Business
PROPERTY AND CASUALTY INSURERS (continued)**

Company Name	Lines of Business	License Date	Incorporated Date	Idaho Premiums Written	Losses Incurred	Complaint Count As Of 12/31/2016
NORTH AMER SPECIALTY INS CO	3, 4, 7, 6, 2	10/23/1984	11/23/1973	1233320	(88150)	0
NORTH PACIFIC INS CO	5, 7, 3, 4	6/29/1964	6/26/1958	7852593	4488671	0
NORTH POINTE INS CO	3, 4, 5	10/20/2004	10/13/1986	0	(22649)	0
NORTH RIVER INS CO	4, 6, 7, 3, 2	9/30/1972	6/12/1972	233899	(97996)	0
NORTHLAND CAS CO	4, 5, 3, 7	11/15/1959	5/18/1959	0	212	0
NORTHLAND INS CO	4, 5, 7, 3	6/15/1960	1/16/1948	4191566	2818313	0
NORTHWEST DENTISTS INS CO	4, 5, 7, 3	12/4/1995	5/5/1989	313884	12508	0
NOVA CAS CO	7, 4, 6, 3	4/15/1988	9/13/1979	1509841	844288	0
NUTMEG INS CO	4, 7, 3, 6	7/1/2011	11/19/1980	0	10932	0
OAK RIVER INS CO	6	1/1/2014	3/4/1993	14224	4175	0
OAKWOOD INS CO	3, 7, 5, 4	1/1/1975	9/23/1974	0	0	0
OBI NATL INS CO	6	8/1/2013	7/28/2011	203545	147802	0
OCCIDENTAL FIRE & CAS CO OF NC	3, 6, 7, 2, 4	5/29/1962	10/31/1961	37984	12645	0
ODYSSEY REINS CO	3, 7, 4, 6, 2	11/6/1987	9/10/1986	0	0	0
OHIC INS CO	7, 3, 4, 2, 5	8/6/1982	2/9/1978	0	0	0
OHIO CAS INS CO	4, 6, 7, 2, 3	9/20/1947	11/6/1919	5458449	1682662	0
OHIO IND CO	4, 5, 7	10/20/1986	2/11/1956	301514	161141	0
OHIO SECURITY INS CO	3, 4, 6, 7	9/23/1970	11/1/1950	14954213	5405653	4
OLD REPUBLIC GEN INS CORP	3, 4, 7, 6, 2	11/16/1962	9/7/1960	573678	638568	0
OLD REPUBLIC INS CO	2, 6, 7, 4, 3	1/15/1955	4/11/1935	4802135	4076484	0
OLD REPUBLIC SECURITY ASSUR CO	4, 5, 7, 3, 2	11/14/1977	7/26/1977	0	0	0
OLD REPUBLIC SURETY CO	7	5/16/1990	12/28/1981	292542	(108832)	0
OLD UNITED CAS CO	5, 3, 2	12/29/1992	5/20/1988	-429	(535)	0
OREGON AUTOMOBILE INS CO	7, 3, 5, 4	5/22/1963	12/28/1925	363614	(5231)	0
OREGON MUT INS CO	7, 4, 5, 3	10/28/1925	12/29/1894	18859951	13731831	5
OWNERS INS CO	6, 2, 7, 3, 4	12/1/2005	5/13/1975	9116774	3772429	3
PACIFIC COMPENSATION INS CO	6	8/1/2008	1/31/2002	0	0	0
PACIFIC EMPLOYERS INS CO	3, 4, 7, 2, 6	12/1/1942	7/17/1923	58449	224008	0
PACIFIC IND CO	3, 6, 4, 7, 2	11/24/1927	1/16/1926	1031065	421153	0
PACIFIC PIONEER INS CO	5, 7, 3, 4	5/27/1981	8/21/1978	0	0	0
PACIFIC SPECIALTY INS CO	5, 4, 3	4/1/1997	4/18/1988	2977	0	0
PACIFIC STAR INS CO	5, 7, 4, 3	4/5/1991	8/3/1987	0	0	0
PACO ASSUR CO INC	5	5/21/2008	12/21/1994	74573	156962	0

Summary of Idaho Business PROPERTY AND CASUALTY INSURERS (continued)

Company Name	Lines of Business	License Date	Incorporated Date	Idaho Premiums Written	Losses Incurred	Complaint Count As Of 12/31/2016
PARTNERRE AMER INS CO	3, 5, 4, 2	6/4/1981	8/15/1919	706615	1095824	0
PARTNERRE INS CO OF NY	5, 7, 4, 3	6/15/1989	9/8/1989	0	0	0
PEACHTREE CAS INS CO	3, 5	1/18/2005	11/29/1983	0	0	0
PEAK PROP & CAS INS CORP	3, 4, 5	3/16/1988	8/16/1985	0	0	0
PEERLESS IND INS CO	7, 3, 4, 6	12/31/2002	4/30/2002	0	0	0
PEERLESS INS CO	3, 4, 5, 7	8/21/1943	3/7/1901	0	0	0
PEMCO MUT INS CO	3, 4, 5, 7	8/27/2009	10/6/1948	0	0	0
PENN AMER INS CO	4, 5, 3	1/8/1996	12/23/1975	0	(10733)	0
PENN MILLERS INS CO	7, 3, 4, 6	6/1/2005	1/10/1887	1201994	478762	0
PENNSYLVANIA LUMBERMENS MUT INS	7, 3, 4, 5	1/2/2007	2/26/1895	617345	113218	0
PENNSYLVANIA MANUFACTURERS ASSOC INS	4, 6, 3, 7	7/14/1977	7/6/1964	1268378	244281	0
PENNSYLVANIA MANUFACTURERS IND CO	6, 7, 3, 4, 2	5/1/2002	7/6/1982	79751	17660	0
PENNSYLVANIA NATL MUT CAS INS CO	3, 4, 6, 7, 2	9/3/1974	1/6/1919	325	0	0
PERMANENT GEN ASSUR CORP	3, 4, 5, 7	12/20/1991	9/28/1994	894605	386742	4
PETROLEUM CAS CO	6, 4, 3	9/30/1969	10/8/1925	0	0	0
PHARMACISTS MUT INS CO	7, 3, 4, 6	12/21/2001	10/16/1909	456952	28852	0
PHILADELPHIA IND INS CO	3, 4, 2, 7, 5	8/2/1989	2/4/1927	11290805	3718083	3
PHOENIX INS CO	2, 7, 6, 4, 3	7/1/1880	6/1/1850	3045443	1100254	0
PHYSICIANS INS A MUT CO	3, 4, 5	12/1/1994	12/22/1981	1669966	906407	0
PIONEER SPECIALTY INS CO	3, 6, 4, 7	10/1/2011	8/17/1981	1165789	644397	0
PLANS LIAB INS CO	7, 5	3/8/2007	5/15/1986	0	0	0
PLATTE RIVER INS CO	3, 4, 6, 7	8/13/1981	1/6/1972	147009	(1623)	0
PLAZA INS CO	3, 4, 7, 5	12/24/1986	7/20/1972	426394	106715	0
PMI INS CO	9	7/31/1996	11/2/1994	0	0	0
PMI MORTGAGE INS CO	9	7/9/1974	11/10/1972	768358	(11961)	0
PODIATRY INS CO OF AMER	5	1/1/2004	5/23/1980	346958	467615	0
PRAETORIAN INS CO	2, 3, 6, 7, 4	10/4/1982	7/20/1979	3281592	1064800	0
PREFERRED PROFESSIONAL INS CO	3, 4, 6	10/9/1991	6/30/1976	149956	(40302)	0
PREVISOR INS CO	4, 7, 5, 3	11/28/2007	1/22/1946	0	0	0
PROASSURANCE IND CO INC	2, 5	6/19/1996	10/1/1976	0	0	0
PRODUCERS AGRICULTURE INS CO	3, 5	4/6/1989	3/31/1977	2167992	1145531	0
PROFESSIONALS ADVOCATE INS CO	7, 3, 5	3/30/2000	12/27/1985	0	0	0
PROGRESSIVE ADVANCED INS CO	3, 4, 5	11/19/2007	6/5/1930	0	0	0

**Summary of Idaho Business
PROPERTY AND CASUALTY INSURERS (continued)**

Company Name	Lines of Business	License Date	Incorporated Date	Idaho Premiums Written	Losses Incurred	Complaint Count As Of 12/31/2016
PROGRESSIVE CAS INS CO	7, 5, 4, 3	8/22/1969	11/19/1956	0	(917)	0
PROGRESSIVE CLASSIC INS CO	5, 4, 3, 7	9/12/1988	9/30/1983	0	0	0
PROGRESSIVE DIRECT INS CO	5, 4, 3	4/26/1996	9/29/1986	32530403	18958677	19
PROGRESSIVE MAX INS CO	5, 4, 3	3/1/2007	3/12/1937	0	0	0
PROGRESSIVE NORTHERN INS CO	4, 5, 3	3/19/1987	8/19/1980	523307	1048575	0
PROGRESSIVE NORTHWESTERN INS CO	4, 5, 3	9/19/1988	9/24/1982	44997143	25784132	25
PROGRESSIVE PREFERRED INS CO	3, 5, 4	3/11/1985	9/24/1979	0	0	0
PROGRESSIVE PREMIER INS CO OF IL	3, 4, 5	12/16/2003	9/13/1992	0	0	0
PROGRESSIVE SPECIALTY INS CO	5, 7, 3	11/20/1981	8/4/1975	0	0	0
PROGRESSIVE WEST INS CO	3, 7, 5, 4	9/25/1981	7/23/1970	0	0	0
PROPERTY & CAS INS CO OF HARTFORD	3, 7, 6, 4	10/20/1995	5/4/1989	4817191	1650642	3
PROSELECT INS CO	5	4/24/2014	5/30/1856	0	0	0
PROSELECT NATL INS CO INC	5, 3, 4	9/25/1953	3/21/1947	0	0	0
PROTECTIVE INS CO	6, 7, 4, 3, 2	12/12/1967	12/21/1954	632889	204404	0
PROTECTIVE PROP & CAS INS CO	4, 5, 3, 7	9/19/1979	5/30/1978	420598	39526	0
PROVIDENCE WASHINGTON INS CO	6, 4, 7, 3	6/8/1898	1/5/1799	0	0	0
PUBLIC SERV INS CO	5, 3	4/1/1964	6/24/1925	0	2007	0
QBE INS CORP	7, 2, 4, 5, 3	6/14/1984	5/5/1980	5501764	4574968	0
QBE REINS CORP	5, 7, 4, 3	6/29/1979	2/24/1964	0	0	0
QUALITAS INS CO	5, 7, 4, 3	10/21/1991	11/10/1982	0	(3639)	0
QUANTA IND CO	2, 6, 7, 4, 3	11/26/1968	5/17/1968	0	(719)	0
RADIAN GUAR INC	9	5/20/1980	9/23/1976	8623319	1068710	0
RADIAN MORTGAGE ASSUR INC	9	11/23/1981	6/18/1974	0	0	0
RED SHIELD INS CO	4, 5, 3, 7	8/12/1988	2/9/1979	874027	44421	0
REDWOOD FIRE & CAS INS CO	4, 6, 3, 7	2/10/1983	1/27/1970	1286667	629813	0
REGENT INS CO	3, 4, 7, 6	10/27/1992	1/22/1963	919582	272167	0
REPUBLIC IND CO OF AMER	4, 3, 2, 6, 7	4/10/1995	12/5/1972	206356	248717	0
REPUBLIC IND CO OF CA	2, 7, 6, 4, 3	4/10/1995	10/13/1982	34724	(95643)	0
REPUBLIC MORTGAGE INS CO	9	11/1/1984	12/7/1972	489456	369119	0
REPUBLIC MORTGAGE INS CO OF FL	9	5/20/2003	12/16/1974	0	0	0
REPUBLIC MORTGAGE INS OF NC	9	11/26/2002	3/13/1973	0	0	0
REPWEST INS CO	3, 4, 6, 7, 2	6/29/1981	2/28/1973	249006	30298	0

Summary of Idaho Business PROPERTY AND CASUALTY INSURERS (continued)

Company Name	Lines of Business	License Date	Incorporated Date	Idaho Premiums Written	Losses Incurred	Complaint Count As Of 12/31/2016
RESPONSE INS CO	5	12/23/1985	5/26/1983	0	0	0
RESPONSE WORLDWIDE INS CO	5	12/31/1979	9/27/1979	0	6	0
RIVERPORT INS CO	7, 3, 4, 6	9/1/2006	12/22/1989	2218353	3308556	0
RLI INS CO	6, 3, 2, 7, 4	4/20/1972	6/4/1959	977926	492360	0
ROCHE SURETY & CAS CO INC	7	12/7/2005	3/27/1981	59316	0	0
ROCKWOOD CAS INS CO	7, 3, 4, 6	4/1/2007	9/13/1990	0	(4401)	0
RSUI IND CO	3, 4, 5	5/7/1980	6/16/1977	1354416	275770	0
RURAL COMM INS CO	3, 5	1/19/1983	4/3/1980	10922234	2282765	0
RVI AMER INS CO	3, 4, 2, 7	1/1/1909	7/18/1883	0	0	0
SAFECO INS CO OF AMER	6, 7, 3, 4	9/17/1953	9/2/1953	8998750	6054096	4
SAFECO INS CO OF IL	3, 4, 6	7/31/1984	8/29/1980	94543652	47360320	57
SAFECO INS CO OF IN	3, 4, 5	4/5/1972	3/25/1971	0	0	0
SAFECO NATL INS CO	5	1/5/1991	9/11/1972	0	(33)	0
SAFETY FIRST INS CO	7, 6	9/1/2007	5/22/2001	25052	(2566)	0
SAFETY NATL CAS CORP	3, 4, 2, 6, 7	9/15/1987	11/28/1942	1474434	59923	0
SAFEWAY INS CO	5	3/21/2008	8/28/1962	0	0	0
SAGAMORE INS CO	7, 3, 4, 2, 6	2/4/2002	12/15/1981	31438	146970	0
SAMSUNG FIRE & MARINE INS CO LTD	4, 3, 6, 7	11/1/2011	1/26/1952	2176	483	0
SAN FRANCISCO REINS CO	2, 7, 3, 5, 4	1/14/1982	5/25/1956	0	0	0
SCOR REINS CO	7, 2, 3, 6, 4	9/30/1985	11/8/1984	0	0	0
SCOTTSDALE IND CO	4, 5, 3	12/29/1992	11/14/1984	725227	13527	0
SEABRIGHT INS CO	2, 7, 6, 4, 3	12/17/1987	7/26/1986	9141	3405	0
SECURA INS A MUT CO	7, 3, 4, 6	11/1/2007	3/1/1900	0	0	0
SECURA SUPREME INS CO	7, 4, 6, 3	11/1/2007	11/30/1995	0	0	0
SECURIAN CAS CO	3, 5	6/13/2007	1/18/1994	1630418	483927	0
SECURITY NATL INS CO	6, 4, 7, 3	11/3/1992	7/7/1924	697000	316067	0
SELECT INS CO	3, 5, 7, 4	8/29/1968	3/31/1955	0	95	0
SELECT MARKETS INS CO	2, 3, 7, 6, 4	3/12/1964	6/14/1963	0	(66998)	0
SELECTIVE INS CO OF NY	3, 4, 7, 6	5/31/1983	1/1/1985	159527	1198	0
SENECA INS CO INC	4, 3, 7, 6	7/1/1978	3/29/1978	136071	950	0
SENTINEL INS CO LTD	3, 7, 4, 6	2/4/2004	7/6/1999	9886132	6497275	6
SENTRUITY CAS CO	4, 5, 7	8/27/2010	1/10/2007	0	0	0
SENTRY CAS CO	7, 3, 4, 2, 6	9/21/2004	7/23/1973	1270359	920923	0

**Summary of Idaho Business
PROPERTY AND CASUALTY INSURERS (continued)**

Company Name	Lines of Business	License Date	Incorporated Date	Idaho Premiums Written	Losses Incurred	Complaint Count As Of 12/31/2016
SENTRY INS A MUT CO	6, 7, 4, 3, 2	1/7/1927	12/19/1913	2063845	214509	0
SENTRY SELECT INS CO	2, 3, 6, 7, 4	11/3/1982	8/1/1929	3663224	461884	0
SEQUOIA IND CO	7, 3, 4, 6	2/1/2009	2/2/2004	0	0	0
SEQUOIA INS CO	3, 4, 6, 7	9/14/2004	4/10/1946	0	(238551)	0
SERVICE INS CO	7, 3, 4, 5	2/5/2004	12/16/1977	6417	0	0
SIRIUS AMER INS CO	2, 5, 4, 7, 3	12/8/1987	9/13/1979	640915	316546	0
SOMPO JAPAN FIRE & MAR INS CO AMER	3, 2, 6, 4, 7	1/1/2017	12/21/2001	0	0	0
SOMPO JAPAN INS CO OF AMER	3, 7, 6, 4	12/13/1982	8/9/1962	899054	55039	0
SOUTHERN INS CO	3, 4, 5	11/15/1960	12/2/1947	65663	29455	0
SOUTHWEST MARINE & GEN INS CO	7	10/10/2008	7/26/2005	130320	22979	0
SPARTA INS CO	4, 6, 3, 7, 2	9/9/1926	2/10/1923	0	8012	0
SPINNAKER INS CO	2, 3, 5, 4	9/11/1995	7/28/1986	24882	2105	0
ST PAUL FIRE & MARINE INS CO	2, 7, 6, 4, 3	5/2/1928	4/20/1925	53645	(509912)	0
ST PAUL GUARDIAN INS CO	4, 6, 7, 3, 2	6/9/1972	4/6/1970	0	(12218)	0
ST PAUL MERCURY INS CO	6, 3, 4, 7, 2	11/14/1967	8/27/1964	1556	(184316)	0
ST PAUL PROTECTIVE INS CO	6, 7, 4, 3, 2	5/9/1947	12/30/1931	0	(11806)	0
STANDARD FIRE INS CO	4, 6, 7, 3, 2	12/14/1912	7/6/1905	11526343	7937136	3
STANDARD GUAR INS CO	3, 4, 5, 2	12/30/1983	8/29/1960	2131607	377378	0
STAR CAS INS CO	5	11/5/2015	8/20/1987	0	0	0
STAR INS CO	3, 4, 6, 7, 2	10/7/1988	8/26/1985	312269	231364	0
STARNET INS CO	6, 7, 3, 4, 2	3/20/2000	6/11/1998	1515473	58235	0
STARR IND & LIAB CO	6, 4, 3, 7, 2	6/30/1980	4/15/1919	4949847	1366440	0
STARSTONE NATL INS CO	4, 7, 6, 3	7/1/1947	11/6/1944	276061	(9891)	0
STATE AUTO PROP & CAS INS CO	6, 4, 7, 3	3/1/2012	1/25/1950	0	0	0
STATE AUTOMOBILE MUT INS CO	3, 6, 4, 7	2/1/2006	8/15/1921	536	2832	0
STATE FARM FIRE & CAS CO	6, 7, 4, 3	8/29/1952	6/12/1935	82579948	44389515	62
STATE FARM MUT AUTO INS CO	2, 4, 5	4/1/1929	3/29/1922	122974809	81151613	37
STATE NATL INS CO INC	4, 3, 6	12/19/1994	8/1/1984	2101761	307307	0
STILLWATER INS CO	5, 4, 7, 3	4/22/2008	4/26/1990	0	0	0
STILLWATER PROP & CAS INS CO	3, 4, 5, 7	6/14/1988	6/7/1971	422554	168307	3
STONINGTON INS CO	6, 4, 7, 3	4/8/1988	2/2/1938	6578	(17772)	0
STRATFORD INS CO	3, 5, 4	8/22/1988	12/28/1981	13759	(13741)	0
SUBLIMITY INS CO	3, 5, 7	1/25/1991	11/10/1897	3570034	2154463	8

Summary of Idaho Business PROPERTY AND CASUALTY INSURERS (continued)

Company Name	Lines of Business	License Date	Incorporated Date	Idaho Premiums Written	Losses Incurred	Complaint Count As Of 12/31/2016
SUECIA INS CO	2, 5, 4, 3, 7	6/20/1985	5/29/1980	0	0	0
SUN SURETY INS CO	7	11/1/2001	4/20/1998	170227	0	0
SURETEC INS CO	7	7/22/2008	6/19/1998	33440	(4230)	0
SURETY BONDING CO OF AMER	7, 5	12/23/1999	2/27/1992	0	0	0
SUSSEX INS CO	6, 4, 7, 3	6/1/2007	2/13/1984	0	6687	0
SWISS REINS AMER CORP	3, 4, 5, 7, 2	11/18/1960	7/26/1940	0	0	0
SYNCORA GUAR INC	7	11/5/1992	7/25/1991	0	0	0
T H E INS CO	6, 7, 3, 4	4/23/1996	4/10/1969	911718	431739	0
TDC NATL ASSUR CO	5	6/14/2001	9/5/1989	0	0	0
TEACHERS INS CO	4, 5, 7, 2, 3	4/16/1973	3/2/1971	125191	34148	0
TECHNOLOGY INS CO INC	3, 7, 6, 4, 2	3/4/1996	6/14/1991	3798558	1596466	0
THE BAR PLAN MUT INS CO	7	3/25/2004	11/21/1985	0	0	0
THE CINCINNATI IND CO	6, 4, 3, 7	1/1/1998	5/19/1988	4218952	3449199	0
THE TRAVELERS CAS CO	3, 4, 7, 6	9/6/1983	12/10/1982	0	(78)	0
TIG INS CO	4, 6, 2, 3, 7	7/6/1932	3/8/1911	0	(950982)	0
TITAN IND CO	3, 7, 5, 4	4/20/1989	1/18/1984	0	0	0
TNUS INS CO	7, 3, 4, 5	7/1/2004	2/11/2004	230	9646	0
TOKIO MARINE AMER INS CO	3, 6, 4, 2, 7	8/1/2012	8/13/1998	595647	3975	0
TOYOTA MOTOR INS CO	4, 7, 3, 5	12/10/1952	9/3/1909	542162	393871	0
TRANS PACIFIC INS CO	4, 6, 7, 3	6/24/1983	1/21/1982	282373	182164	0
TRANSAMERICA CAS INS CO	3, 2, 4, 7, 5	7/25/1974	11/15/1957	1374143	740096	0
TRANSATLANTIC REINS CO	6, 2, 4, 3	3/22/1978	10/29/1952	0	0	0
TRANSGUARD INS CO OF AMER INC	7, 3, 4, 6	1/12/1988	6/18/1987	252009	(10824)	0
TRANSPORT INS CO	3, 7, 6, 4	12/21/1976	5/25/1976	0	0	0
TRANSPORTATION INS CO	4, 6, 2, 7, 3	7/10/1951	2/11/1938	983842	332853	0
TRAVCO INS CO	3, 4, 5	10/10/1995	7/24/1991	0	0	0
TRAVELERS CAS & SURETY CO	6, 7, 2, 4, 3	1/1/1965	5/1/1883	1006099	679752	0
TRAVELERS CAS & SURETY CO OF AMER	2, 4, 6, 7, 3	8/16/1988	7/18/1974	6085433	2910124	0
TRAVELERS CAS CO OF CT	3, 4, 7, 6	2/11/1991	1/3/1990	0	(237)	0
TRAVELERS CAS INS CO OF AMER	6, 3, 4, 7	4/12/1978	8/12/1971	3423822	871562	9
TRAVELERS COMMERCIAL CAS CO	4, 7, 2, 6, 3	12/17/1984	5/20/1981	0	0	0
TRAVELERS COMMERCIAL INS CO	3, 7, 6, 4	2/11/1991	1/3/1990	946047	577404	0
TRAVELERS CONSTITUTION STATE INS CO	3, 4, 7, 6	9/6/1983	12/10/1982	0	(157)	0

Summary of Idaho Business PROPERTY AND CASUALTY INSURERS (continued)

Company Name	Lines of Business	License Date	Incorporated Date	Idaho Premiums Written	Losses Incurred	Complaint Count As Of 12/31/2016
TRAVELERS HOME & MARINE INS CO	4, 5, 3	10/10/1995	7/24/1991	12462104	9033109	6
TRAVELERS IND CO	6, 3, 2, 7, 4	8/11/1923	3/25/1903	7065257	1427164	0
TRAVELERS IND CO OF AMER	6, 7, 3, 4	5/13/1968	1/2/1946	3020520	1420043	0
TRAVELERS IND CO OF CT	2, 4, 6, 3, 7	12/28/1966	5/1/1859	2403652	218892	0
TRAVELERS PROP CAS CO OF AMER	3, 6, 7, 4	4/1/1973	7/29/1971	20270167	10649250	0
TRAVELERS PROP CAS INS CO	3, 5, 4	3/21/1991	1/3/1990	0	0	0
TRENWICK AMER REINS CORP	5, 3, 4, 7	1/1/1985	8/24/1984	0	0	0
TRI STATE INS CO OF MN	2, 6, 7, 4, 3	3/1/2008	4/1/1974	5034	40841	0
TRIANGLE INS CO INC	4, 3, 7, 5	11/3/2015	1/3/1992	0	0	0
TRINITY UNIVERSAL INS CO	4, 7, 6, 3	9/9/1992	1/26/1926	3385297	2151335	7
TRITON INS CO	2, 7, 5, 4, 3	12/23/1985	3/25/1982	120333	10814	0
TRIUMPH CAS CO	3, 4, 7, 6	1/1/2015	10/20/1981	375090	95942	0
TRUCK INS EXCH	3, 4, 6, 7, 2	4/1/1935	2/5/1935	8877564	3839412	3
TRUMBULL INS CO	7, 6, 3, 4	11/8/1995	10/10/1986	1577718	916112	3
TWIN CITY FIRE INS CO CO	2, 3, 4, 6, 7	7/1/1987	3/5/1987	4293417	2796420	0
UMIA INS INC	5	1/3/1991	11/22/1978	632167	201273	0
UNIGARD IND CO	3, 4, 6, 7	5/31/1991	11/8/1972	-3125	(20326)	0
UNIGARD INS CO	2, 3, 7, 6, 4	12/23/1960	9/29/1960	5024071	52876	3
UNION INS CO	6, 4, 3, 7	7/13/1982	3/21/1973	752397	587191	0
UNITED FINANCIAL CAS CO	4, 5, 3	6/27/1995	6/13/1984	16344789	9350506	6
UNITED FIRE & CAS CO	3, 4, 7, 5	10/29/1980	1/2/1946	2619209	1604754	0
UNITED GUAR CREDIT INS CO	5	8/6/1982	6/9/1981	0	0	0
UNITED GUAR MORTGAGE IND CO	9	9/25/1981	6/12/1972	226	0	0
UNITED GUAR RESIDENTIAL INS CO	9	11/9/1964	11/27/1963	3253720	491545	0
UNITED GUAR RESIDENTIAL INS CO OF NC	5	5/14/1980	4/5/1963	0	0	0
UNITED HERITAGE PROP & CAS CO	3, 5	4/21/1908	4/1/1908	18727452	10319853	21
UNITED SERV AUTOMOBILE ASSN	4, 3, 5	10/31/1962	6/20/1922	27406508	17165292	20
UNITED STATES FIDELITY & GUAR CO	6, 2, 3, 4, 7	6/20/1899	3/19/1896	1326	(217150)	0
UNITED STATES FIRE INS CO	7, 3, 4, 2, 6	12/29/2003	4/1/1824	3542723	1995134	0
UNITED STATES LIAB INS CO	7, 5, 4, 3	2/5/1965	4/12/1867	1500239	71592	0
UNITED WI INS CO	6, 2	4/16/1991	9/11/1957	346417	(73289)	0
UNITRIN AUTO & HOME INS CO	7, 3, 4, 5	12/31/1996	10/15/1996	0	0	0
UNITRIN PREFERRED INS CO	7, 3, 4, 5	12/8/1999	9/28/1942	0	0	0

Summary of Idaho Business PROPERTY AND CASUALTY INSURERS (continued)

Company Name	Lines of Business	License Date	Incorporated Date	Idaho Premiums Written	Losses Incurred	Complaint Count As Of 12/31/2016
UNITRIN SAFEGUARD INS CO	5, 4, 3	3/21/1991	1/25/1982	0	(173)	0
UNIVERSAL FIRE & CAS INS CO	7	11/4/2005	2/4/1976	75304	0	0
UNIVERSAL SURETY CO	7	6/4/1981	5/1/1947	0	0	0
UNIVERSAL SURETY OF AMER	7, 5	5/13/1997	5/14/1984	15748	(931)	0
UNIVERSAL UNDERWRITERS INS CO	2, 6, 7, 3, 4	11/30/1982	1/25/1982	3640013	1317051	0
UNIVERSAL UNDERWRITERS OF TX INS	5, 7, 3, 4	5/24/2006	8/28/1981	427138	433663	0
US SPECIALTY INS CO	4, 6, 7, 3, 2	4/15/1988	10/28/1986	715136	278965	0
US UNDERWRITERS INS CO	3, 4, 5, 7	9/20/2013	10/22/1992	0	0	0
USAA CAS INS CO	3, 4, 5	12/31/1990	7/16/1990	21051104	12770414	14
USAA GEN IND CO	4, 3, 5	12/24/1974	6/23/1972	13541956	9786489	11
UTICA MUT INS CO	4, 6, 7, 3	12/29/1959	2/13/1914	271457	467519	0
VALLEY FORGE INS CO	4, 6, 2, 7, 3	9/2/1957	4/28/1944	643937	(101354)	0
VANLINER INS CO	3, 4, 6	9/24/1968	4/16/1953	993494	277720	0
VERLAN FIRE INS CO MD	3, 4, 5	9/27/2010	1/1/2009	864395	0	0
VICTORIA FIRE & CAS CO	5, 3	7/1/1996	7/11/1983	0	0	0
VIGILANT INS CO	4, 6, 3, 7, 2	9/9/1953	7/17/1939	5461259	751185	0
VIKING INS CO OF WI	3, 5, 2	10/11/1977	8/10/1971	17174395	9408809	18
VIRGINIA SURETY CO INC	4, 6, 7, 3, 2	6/30/1982	1/7/1982	1429530	412265	0
WARNER INS CO	5	11/28/1986	6/28/1985	0	0	0
WASHINGTON CAS CO	4, 5, 3	12/19/1994	6/21/1990	899997	684765	0
WASHINGTON INTL INS CO	3, 2, 6, 4, 7	1/17/1991	2/3/1976	4405	(1571)	0
WATFORD INS CO	5	1/10/2008	6/4/1987	0	0	0
WAUSAU BUSINESS INS CO	3, 7, 6, 4	11/2/1992	12/27/1907	21	(10319)	0
WAUSAU UNDERWRITERS INS CO	2, 3, 4, 7, 6	12/31/1979	9/27/1979	4726	(93697)	0
WESCO INS CO	4, 3, 2, 7, 6	8/16/1988	12/12/1962	1513635	774823	3
WEST AMER INS CO	3, 6, 7, 4	1/18/1996	9/6/1991	3705841	1251466	0
WESTCHESTER FIRE INS CO	4, 6, 7, 3	4/1/1973	5/27/1971	1228342	593744	0
WESTERN AGRIC INS CO	3, 7, 5, 4	8/22/1980	10/15/1971	9304	4720	0
WESTERN COMM INS CO	3, 4, 6, 7, 2	8/18/1980	4/4/1980	29862167	13782147	13
WESTERN GEN INS CO	3, 5	9/8/2004	8/11/1971	0	0	0
WESTERN NATL ASSUR CO	2, 3, 6, 7, 4	10/15/1957	6/28/1957	3461436	2948307	0
WESTERN NATL MUT INS CO	6, 7, 4, 3	6/15/2011	5/6/1915	24736	877	0
WESTERN PROFESSIONAL INS CO	4, 3, 5	6/15/2001	5/8/1998	0	0	0

Summary of Idaho Business

PROPERTY AND CASUALTY INSURERS (continued)						
Company Name	Lines of Business	License Date	Incorporated Date	Idaho Premiums Written	Losses Incurred	Complaint Count As Of 12/31/2016
WESTERN PROTECTORS INS CO	5, 3	12/6/1994	5/27/1987	82282	(40848)	0
WESTERN SURETY CO	7, 5	8/27/1958	7/16/1900	1598154	62564	0
WESTFIELD INS CO	6, 7, 3, 4	4/24/1969	7/12/1929	101864	(46071)	0
WESTFIELD NATL INS CO	6, 3, 4	3/1/2013	4/11/1968	8126	1019	0
WESTPORT INS CORP	3, 7, 4, 2, 6	9/30/1981	3/13/1981	755660	(47742)	0
WHITE PINE INS CO	3, 4, 5	8/30/2013	7/9/1969	45434	38382	0
WILLIAMSBURG NATL INS CO	6, 3, 7, 4	5/1/1998	9/18/1986	7043	(276)	3
WILSHIRE INS CO	4, 5, 7, 3, 2	7/7/1987	9/6/1985	1652303	934779	0
WINDHAVEN NATL INS CO	5	7/24/1991	11/30/1989	0	0	0
WORK FIRST CAS CO	6, 4, 3	9/15/1987	2/19/1936	16309	(3451)	0
WORKERS COMP EXCH	6	1/1/1919	1/1/1919	2629401	1747359	0
WRIGHT NATL FLOOD INS CO	3	7/12/2011	11/7/2002	326862	(229)	0
WRM AMER IND CO INC	7, 3, 4, 5	6/7/1996	7/26/1991	0	0	0
X L INS CO OF NY	6, 7, 4, 3	7/1/2012	9/23/1994	0	0	0
XL INS AMER INC	3, 6, 7, 4	10/21/1966	11/10/1945	2355666	7152083	0
XL REINS AMER INC	7, 5, 3, 4, 2	7/25/1938	5/6/1929	0	0	0
XL SPECIALTY INS CO	4, 6, 7, 3	10/19/1995	11/14/1979	5042227	2306676	0
YOSEMITE INS CO	5, 4, 3, 7	1/10/1967	1/16/1964	112205	27651	0
ZALE IND CO	3, 4, 2, 5	1/18/2006	6/27/1973	4480	(68)	0
ZENITH INS CO	3, 4, 7, 6	6/1/1983	3/2/1949	51277	4167	0
ZURICH AMER INS CO	6, 2, 7, 3, 4	12/31/1998	6/3/1998	32377790	14257090	0
ZURICH AMER INS CO OF IL	4, 6, 7, 3	6/27/1985	10/11/1973	135052	(31977)	0

Lines of Business Code

- 02 - DISABILITY - EXCLUDING MANAGED CARE
- 03 - PROPERTY
- 04 - MARINE & TRANSPORTATION
- 05 - CASUALTY - EXCLUDING WORKERS' COMPENSATION
- 06 - CASUALTY - INCLUDING WORKERS' COMPENSATION
- 07 - SURETY
- 09 - MORTGAGE GUARANTY
- 10 - WORKERS' COMPENSATION ONLY
- 99 - SHARE & DEPOSIT