

2021 ANNUAL REPORT

For the Year Ended December 31, 2021

DEAN L. CAMERON
DIRECTOR



BRAD LITTLE
GOVERNOR

BRAD LITTLE
Governor

State of Idaho
DEPARTMENT OF INSURANCE

DEAN L. CAMERON
Director

700 West State Street, 3rd Floor
P.O. Box 83720
Boise, Idaho 83720-0043
Phone 208-334-4250
Fax 208-334-4398
Website: doi.idaho.gov

October 3, 2022

Honorable Brad Little
Governor, State of Idaho
Statehouse
Boise, ID 83720

Dear Governor Little:

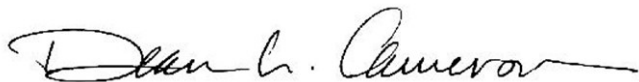
As Director of the Department of Insurance, I am pleased to submit the Annual Report for the calendar year 2021 as required by Section 41-216, Idaho Code. The statistics in this report are compiled from December 31, 2021 annual statements, which are filed with the Department by insurance companies licensed in Idaho.

The Department of Insurance has a long tradition of fair and consistent enforcement of the insurance laws of Idaho. The responsibility of regulating the insurance marketplace is important to Idaho's economy, but also to consumers who must have confidence in the products and insurance companies that receive their payments. Our goal is to protect Idaho's consumers by efficiently and effectively following the Idaho Insurance Code, by adequately monitoring our companies, by ensuring the contractual language is compliant, by making sure companies keep their promises, and by making sure agents operate within the law.

I am grateful for the Department's knowledgeable, dedicated, and professional staff. The good work they do is accomplished in many forms each day and provides superior service for the citizens of Idaho.

Thank you for your continued support of our Department.

Respectfully submitted,



Dean L. Cameron
Director



DEAN L. CAMERON

Director, Idaho Department of Insurance

MISSION STATEMENT

The mission of the Idaho Department of Insurance is to serve and protect Idahoans by equitably, effectively and efficiently administering the Idaho Insurance Code and the International Fire Code.

TABLE OF CONTENTS

ADMINISTRATION 5

 DEPARTMENT MAIN & REGIONAL OFFICE 5

 ADDRESSES & PHONE NUMBERS 5

 DEPARTMENT OF INSURANCE DIRECTORS 6

 ORGANIZATIONAL CHART 7

 SUMMARY OF ADMINISTRATIVE ORDERS 8

 LITIGATION PENDING DURING 2021 8

 SUMMARY OF LEGISLATIVE CHANGES ENACTED IN 2021 9

 RULEMAKING ADOPTED 10

NATIONAL ASSOCIATION OF INSURANCE COMMISSIONERS 11

BULLETINS ISSUED 12

 IDAHO IMMUNIZATION ASSESSMENT BOARD 13

 DEPARTMENT FUND SOURCES 14

 DEPARTMENT FUND APPLICATIONS 15

 SCHEDULE OF RECEIPTS AND DISBURSEMENTS 16

STATE FIRE MARSHAL 22

CONSUMER SERVICES 23

 SHIBA 23

 CONSUMER AFFAIRS 24

 FRAUD INVESTIGATIONS 25

COMPANY ACTIVITIES 26

 EXAMINATIONS & ANALYSIS 27

 PREMIUM TAX 32

 PRODUCER LICENSING 36

 CONTINUING EDUCATION 37

MARKET OVERSIGHT 38

 RATES & FORMS 39

SUMMARY OF ANNUAL STATEMENTS 40

 HEALTH COMPANIES 41

 LIFE AND ANNUITY COMPANIES 45

 PROPERTY AND CASUALTY COMPANIES 59

 TITLE COMPANIES 99





ADMINISTRATION

MAIN OFFICE:

700 West State Street, 3rd Floor
P.O. Box 83720
Boise, ID 83720-0043
Fax Numbers:
Main: 208-334-4398
Consumer Affairs: 208-334-4398
SHIBA: 208-334-4398
Fire Marshal: 208-334-4375

REGIONAL OFFICES:

Fire Marshal Regional Office
1820 East 17th Street, Suite 220
Idaho Falls, ID 83404
Fire Prevention: 208-525-7022
Fire Investigation: 208-525-7209
Fax: 208-525-7066

SHIBA Regional Office
353 North 4th, Suite 200
Pocatello, ID 83201
Phone: 1-800-247-4422
Fax: 208-236-6351

SHIBA/Fire Marshal Regional Office
2005 Ironwood Parkway, Suite 143
Coeur d'Alene, ID 83814
Fire Investigation: 208-769-1447
SHIBA: 1-800-247-4422
Fax: 208-666-6767

TOLL-FREE NUMBERS

General
1-800-721-3272

Senior Health Insurance (SHIBA) Helpline
1-800-247-4422

Arson Reporting Hotline
1-877-752-7766

Fraud Reporting Hotline
1-866-939-7226

WEBSITE

doi.idaho.gov

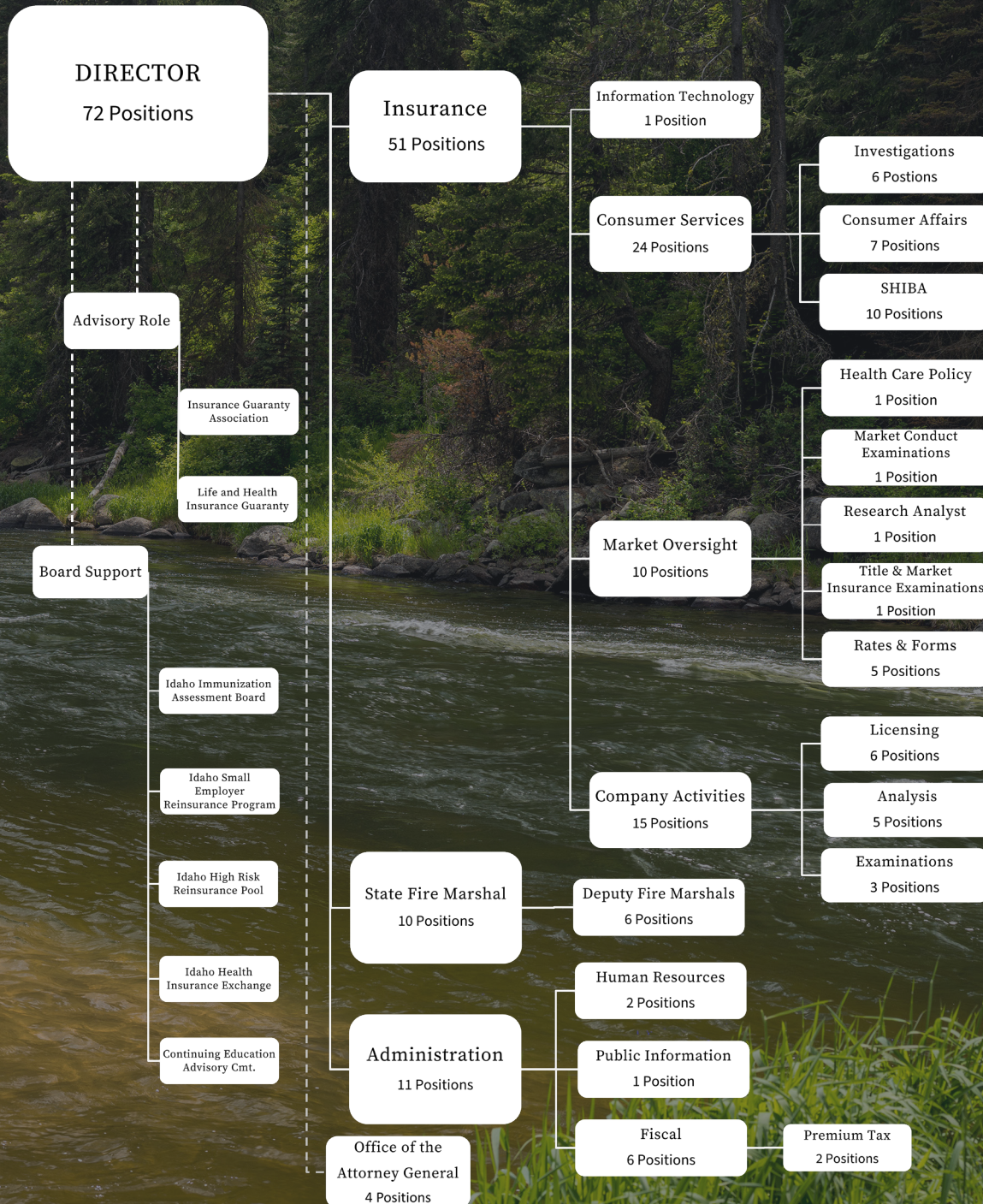
DEPARTMENT OF INSURANCE DIRECTORS

Director

Term of Office

Lucius C. Rice	1900
P.M. Davis.....	1901-1902
John H. Myer	1903-1904
Edward L. Liggett.....	1904-1905
C.D. Goaslind.....	1906-1909
I.C. Hattabaugh	1910-1911
E.F. Van Valkenburg	1912-1913
George F. Steele	1914-1916
W.R. Hyatt	1917-1918
Howard J. Brace.....	1919-1922
D.C. Neifert.....	1923-1929
W.H. Bakes	1930-1937
T.M. Walrath	1938-1940
Joel Jenifer	1941-1942
Howard Cullimore	1943-1944
Edward B. McMonigle	1945-1947
James Hubbard	1948-1950
Leo O'Connell	1951-1967
John R. Blaine.....	1967-1972
Robert Hay	1972-1973
Monroe C. Gollaher.....	1974-1980
Trent M. Woods	1980-1984
Wayne L. Soward	1984-1987
Anthony J. Fagiano	1987-1991
George J. Neumayer	1991
Harry C. Walrath	1991-1994
James M. Alcorn	1994-1995
John Michael Brassey.....	1995
James M. Alcorn	1995-1998
Mary L. Hartung	1998-2004
Gary L. Smith	2004-2006
Shad Priest	2006
William W. Deal.....	2007-2014
Tom Donovan	2015
Dean L. Cameron	2015-Present

ORGANIZATIONAL CHART



SUMMARY OF ADMINISTRATIVE ORDERS

PRODUCERS

License Suspended 0
License Revoked.....32
License Denied..... 2
Penalty Only..... 0
Other Orders 4

OTHER (E.G. TITLE INSURANCE AGENCIES,
ADJUSTERS, TPAS, RRGs)

License Suspended, Revoked or Denied 1
Penalty Only..... 2
Orders Adopting Report of Examination.....25
Other Orders 2

INSURERS AND SELF-FUNDED PLANS

Certificate of Authority Suspended6
Certificate of Authority Revoked1
Certificate of Authority Reinstated.....1
Penalty Only.....4
Block Non-Renewal and/or Withdrawal..... 18
Workers’ Compensation Rate Deviation 37
Market Conduct Enforcement Orders.....0
Orders Adopting Report of Examination..... 10
Other Orders1



SUMMARY OF LEGISLATIVE CHANGES ENACTED IN 2021

ALL LEGISLATION TAKES EFFECT JULY 1, 2021, UNLESS OTHERWISE NOTED

Department of Insurance Legislation

Repealing Chapter 35, Title 41, and Idaho Code § 41-1027; amending Idaho Code §§ 41-1108, 41-1233, 41-1612, 41-2506, 41-3423, 67-5773 - House Bill 78. This legislation repeals several outdated or otherwise unnecessary provisions of Title 41.

Presenter: Director Cameron

Reported signed by Governor Little on March 12, 2021

Amending Chapter 19, Title 41, Idaho Code, by the addition of a new section; and amending Idaho Code §§ 41-1941 and 41-1942 - House Bill 79. Repeals, adds to, and amends existing law to enact the Annuity Consumer Protections Act, putting into statute annuity suitability and disclosure standards.

Presenter: Director Cameron

Reported signed by Governor Little on March 12, 2021

Amending Idaho Code § 41-515 and adding Idaho Code § 41-515A - House Bill 80. This legislation provides more flexibility and options for insurance companies looking to purchase reinsurance on insurance policies for Idaho policyholders and this reinsurance coverage frequently comes from the international market. These amendments allow insurance companies to continue to receive credit for reinsurance on its financial statements from a larger potential market of reinsurance companies. These model law amendments are also required for accreditation of the Idaho Department of Insurance by the NAIC. Accreditation is important to maintain for consistent, streamlined, and fair regulation of insurance companies.

Presenter: Director Cameron

Reported signed by Governor Little on March 17, 2021

Amending Idaho Code §§ 59-1302 and 72-451 - Senate Bill 1009. Clarifies that the state fire marshal and the state fire marshal's deputies are considered firefighters for purposes of the Public Employee Retirement System of Idaho (PERSI) and certain worker's compensation benefits for first responders. By including the SFM and his deputies in the definition of firefighter we provide uniformity and a potential career path for firefighters.

Presenter: Director Cameron

Reported signed by Governor Little on March 18, 2021

Enacted Insurance-Related Legislation

Amending Idaho Code § 41-2835 - House Bill 81. This legislation increased the maximum number of directors allowed to sit on certain insurance companies' boards to 25.

Reported signed by Governor Little on April 8, 2021

Amending Idaho Code § 41-1849 and 41-3444 - Senate Bill 1124. This legislation revised provisions regarding contracts with providers of dental services.

Signed by Governor Little on April 13, 2021

Amending Idaho Code § 41-4404 - Senate Bill 1143. This legislation allows individual Medicare Supplement plan policyholders to change to a different insurer once a year without going through an underwriting process. It also allows for community rating rather than issue age rating.

Reported signed by Governor Little on April 19, 2021

RULEMAKING ADOPTED

THE FOLLOWING DESCRIBES RULEMAKING ACTIVITY FOR SUBMISSION BEFORE THE 2022 LEGISLATIVE SESSION:

<i>Rule No.</i>	<i>Docket No.</i>	<i>Name</i>
IDAPA 18.02.01	18-0201-2101	<p>INSURANCE RATES AND CREDIT RATING</p> <p>This rule implements Title 41-1843 Idaho Code: No insurer regulated pursuant to this title shall charge a higher premium than would otherwise be charged, or cancel, non-renew or decline to issue a property or casualty policy or coverage based primarily upon an individual's credit rating or credit history.</p>
IDAPA 18.03.01	18-ZBRR-2101	<p>SUITABILITY IN ANNUITY TRANSACTIONS</p> <p>Provisions of this rule were codified through H0079. <i>This rule will be allowed to expire.</i></p>
IDAPA 18.03.05	18-0305-2101	<p>CREDIT LIFE AND CREDIT DISABILITY INSURANCE</p> <p>The purpose of this rule is to protect the interest of debtors and Idaho residents by providing a system of rate, policy form, and operating standards for the transaction of credit life and credit disability insurance. Title 41 Chapter 23, Idaho Code.</p>
IDAPA 18.04.01	18-0401-2101	<p>HEALTH CARRIER EXTERNAL REVIEW</p> <p>This rule sets forth uniform requirements to be followed by health carriers and independent review organizations in implementing external review procedures in accordance with Title 41, Chapter 59, Idaho Code.</p>
IDAPA 18.04.02	18-0402-2101	<p>RULE TO IMPLEMENT UNIFORM COVERAGE FOR NEWBORN AND NEWLY ADOPTED CHILDREN</p> <p>This rule sets forth uniform requirements for providing coverage to newborn and newly adopted children in accordance with Sections 41-2140, 41-2210, 41-3437, 41-3923, 41-4023, and 41-4123, Idaho Code. This rulemaking clarifies language and incorporates the provisions of Rule No. 18.04.09 - Complications of Pregnancy.</p>
IDAPA 18.04.07	18-0407-2101	<p>RESTRICTIONS ON DISCRETIONARY CLAUSES IN HEALTH INSURANCE CONTRACTS</p> <p>This rule sets forth uniform requirements regarding the use of discretionary clauses to be followed by health carriers transacting insurance in Idaho. This chapter does not apply to a health insurance contract for group coverage offered by or through an employer to its employees. Title 41 Chapters 13 and 18 regulate trade practices and the insurance contract, respectively.</p>
IDAPA 18.04.09	18-ZBRR-2101	<p>COMPLICATIONS OF PREGNANCY</p> <p>Provisions of this will be incorporated into IDAPA 18.04.02 Rule to Implement Uniform Coverage for Newborn and Newly Adopted Children. <i>This rule will be allowed to expire.</i></p>
IDAPA 18.04.10	18-0410-2101	<p>MEDICARE SUPPLEMENT INSURANCE STANDARDS</p> <p>The purpose of this rule implements the NAIC Medicare Supplement Insurance Minimum Standards Model Act and incorporates changes enacted via passage of S1143.</p>
IDAPA 18.06.04	18-0604-2101	<p>CONTINUING EDUCATION</p> <p>This rule prescribes minimum education in approved subjects that a licensee must periodically complete, procedures and standards for the approval of such education, and a procedure for establishing that continuing education requirements have been met. Producers, adjusters and public adjusters are regulated by Title 41 Chapters 1013, 1108, 5813, respectively.</p>
IDAPA 18.07.07	18-ZBRR-2101	<p>CREDIT FOR REINSURANCE RULES</p> <p>Provisions of this rule were codified through H0080. <i>This rule will be allowed to expire.</i></p>

NATIONAL ASSOCIATION OF INSURANCE COMMISSIONERS

DIRECTOR CAMERON SELECTED AS 2022 NAIC PRESIDENT

On January 3, 2022, Director Dean L. Cameron became President of the National Association of Insurance Commissioners. Director Cameron was voted President-elect by his peers during the 2020 Fall Meeting of the NAIC.

“I have had the opportunity to see how insurance and insurance regulation impacts costs and consumers,” said Cameron. “Right now, consumers are facing unprecedented challenges in access to coverage, price, security of their personal information and confidence that carriers are acting appropriately, which we must overcome in order to keep this critical safety net functioning.”

As part of our state-based system of insurance regulation in the United States, the

National Association of Insurance Commissioners (NAIC) provides expertise, data, and analysis for insurance commissioners to effectively regulate the industry and protect consumers. The U.S. standard-setting organization is governed by the chief insurance regulators from the 50 states, the District of Columbia and five U.S. territories. Through the NAIC, state insurance regulators establish standards and best practices, conduct peer reviews, and coordinate regulatory oversight. NAIC staff supports these efforts and represents the collective views of state regulators domestically and internationally.

“I strongly believe that, with thoughtful and careful consideration, we can turn challenges into unexpected opportunities,” said Cameron. “We must be flexible in responding to new challenges, effectively listen to find solutions, and be willing to collaborate to find the best



NAIC President-Elect Chlora Lindley-Myers (MO), NAIC Past-President Ray Farmer (SC), and NAIC President Dean L. Cameron (ID).

possible outcomes.”

Cameron serves as NAIC President along with President-Elect Chlora Lindley-Myers (MO), Vice President Andrew Mais (CT), and Secretary-Treasurer Jon Godfread (ND).

DIRECTOR CAMERON'S GOALS AS NAIC PRESIDENT

1. Improved relationships.
2. Identify and remove or mitigate barriers to access and affordability of coverage.
3. More efficient, effective and collaborative NAIC.
4. Elimination of duplicative, excessively wordy, unneeded regulations and statutes.
5. Increased education and understanding of products we regulate providing confidence to consumers. Increase education as to career opportunities in the industry and regulatory community.
6. Defend and advance state-based regulation.

NAIC

NATIONAL ASSOCIATION OF INSURANCE COMMISSIONERS





BULLETINS ISSUED

Bulletin No. Subject

21-01	Special Enrollment Period for Health Benefit Plans Due to COVID-19
21-02	Extension of Special Open Enrollment Period for Health Benefit Plans through April 30, 2021
21-03	Rate of Interest on Deferred Payment of Cash Surrendered Benefits, Effective July 1, 2021
21-04	Guidance to Insurers Concerning Proposed Changes to Medicare Supplement Rule
21-05	Annuity Consumer Protections Act – Suitability and Disclosures under Idaho Code § 41-1940 through 41-1943
21-06	Guidance Regarding Certain Workers Compensation Rate Parameters as a result of House Bill 78

IDAHO IMMUNIZATION ASSESSMENT BOARD

The Idaho Immunization Assessment funds the Idaho Immunization Program, which reduces the cost of health insurance through bulk purchasing agreements for childhood vaccines and improves the availability of the vaccines for children in Idaho. The program was extended by the Idaho Legislature in 2018 and is scheduled to sunset on July 1, 2024.

Under this program, the Idaho Department of Health and Welfare is able to purchase vaccines for insured children at significant discounts. In addition, the program facilitates immunization of children by enabling physicians and other health care professionals in Idaho to obtain most or all of their childhood vaccine supply from the Idaho Department of Health and Welfare as a single source.

The legislation also created the independent Idaho Immunization Assessment Board to assess mandatory fees from all carriers covering children in Idaho to fund this program. Under the Board's Plan of Operation, carriers report to the Idaho Department of Insurance the numbers of program-eligible children covered as of January 31 of each year, on or before March 15 of that year. The annual assessment fee notice is sent to all carriers no later than April 15 with a due date of June 15. If the billing is greater than \$50,000, the carrier may request a quarterly installment plan.

The 2021 assessment per program-eligible child was \$60.00.

149
TOTAL CARRIERS
ASSESSED
IN 2021

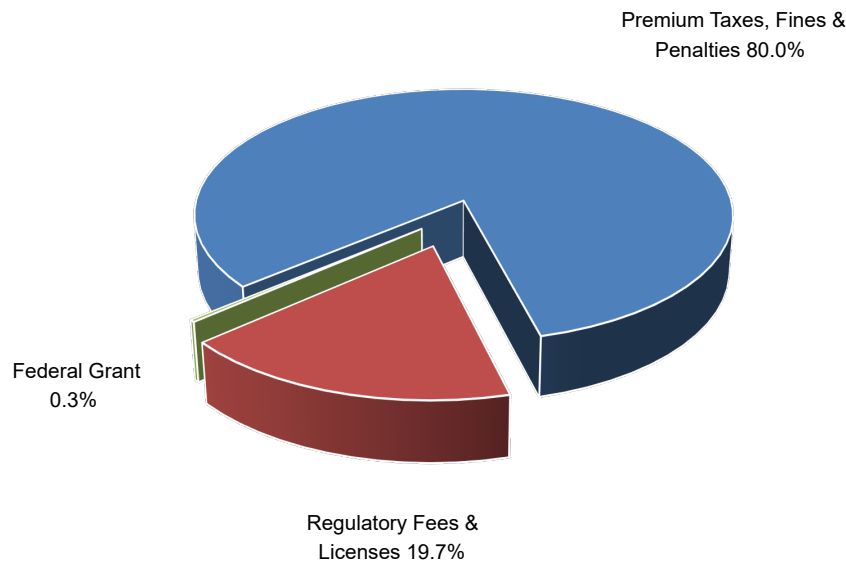
275,702
TOTAL LIVES
ASSESSED
IN 2021



\$16,532,460
TOTAL FUNDS
ASSESSED
IN 2021

DEPARTMENT FUND SOURCES*

For the Fiscal Year Ended June 30, 2022



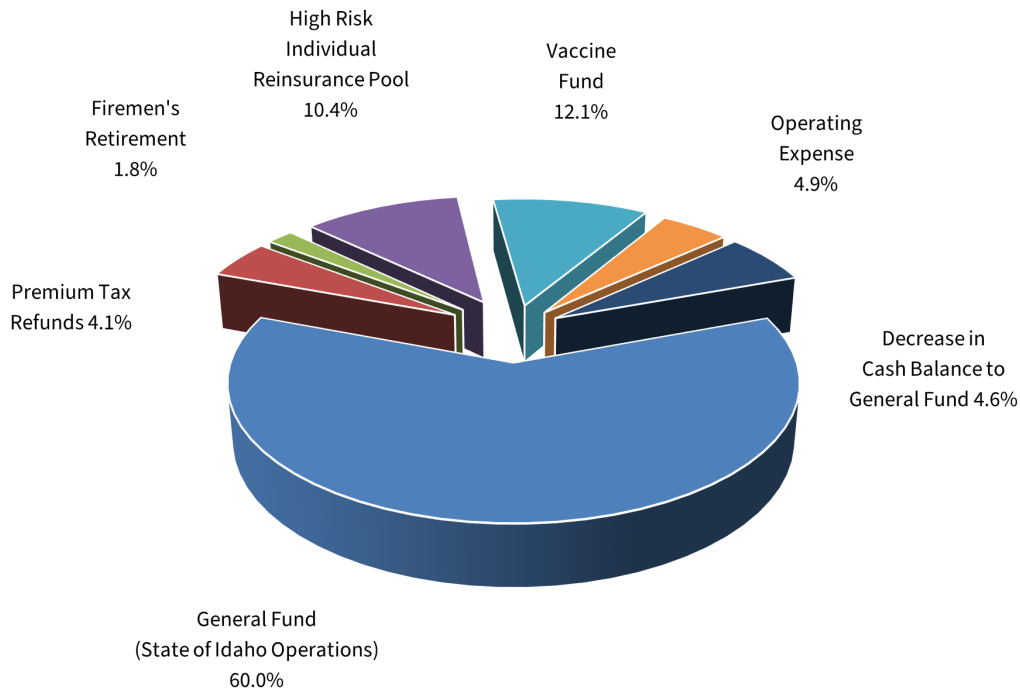
Premium Taxes, Fines & Penalties	\$ 130,672,700
Regulatory Fees & Licenses & Interest	28,112,095
Federal Grant	<u>442,900</u>
Total	<u>\$ 159,227,695</u>

Department receipts totaled almost \$159.2 million in FY 22. Taxes on insurance premiums constituted the largest portion (80.0%) of these receipts, amounting to \$130.7 million. Regulatory fees and licenses of \$28.1 million and federal grant funds of \$0.4 million accounted for the remainder of the FY 22 receipts. Although premium taxes represent the department's largest single source of receipts, these dollars are not utilized to finance department operations. The majority of premium tax proceeds are distributed to the General Fund to finance other state programs. The balance of the premium tax proceeds are distributed to the Premium Tax Refund Fund, the Firemen's Retirement Program, and the High Risk Individual Resinsurance Pool.

*Includes the following funds: Insurance Administrative Account; Arson, Fire and Fraud Prevention Account; Idaho Immunization Dedicated Vaccine Fund; Insurance Insolvency Account; Cigarette Propensity Enforcement Fund; and Federal Grant Fund.

DEPARTMENT FUND APPLICATIONS*

For the Fiscal Year Ended June 30, 2022



General Fund	\$ 97,366,500
Premium Tax Refunds	7,388,400
Firemen's Retirement (PERSI)	2,901,900
High Risk Individual ReInsurance Pool	17,239,000
Immunization Dedicated Vaccine Fund	16,924,995
Department Operating Expenses	7,505,100
Decrease in Cash Balance to General Fund	9,773,981
Total	\$ 159,099,876

In FY 22, distributions to the General Fund totaled over \$97.4 million, while distributions to the Premium Tax Refund Fund, Firemen's Retirement Program, the High Risk Individual ReInsurance Pool, and the Idaho Immunization Dedicated Vaccine Fund were \$7.4 million, \$2.9 million, \$17.2 million, \$16.9 million, respectively. The department's operations are funded by regulatory fees, licenses, and other miscellaneous revenue sources. In FY 22, the department expended \$7.5 million, or 4.9% of its total receipts, to fund department operations.

* Includes the following funds: Insurance Administrative Account; Arson, Fire and Fraud Prevention Account; Idaho Immunization Dedicated Vaccine Fund; and the Federal Grant Fund.

SCHEDULE OF RECEIPTS AND DISBURSEMENTS

For the Fiscal Year Ended June 30, 2022

INSURANCE ADMINISTRATIVE FUND

Free Fund Balance, July 1, 2021	\$ 14,129,100	
Encumbrances as of July 1, 2021	<u>26,600</u>	
Total Free Fund Balance, July 1, 2021		\$ 14,155,700
Receipts:		
Premium Taxes	\$ 129,794,700	
Licenses, Permits and Fees	10,224,600	
Fines & Penalties	878,000	
Other Revenue	<u>9,500</u>	
Total Receipts		<u>140,906,800</u>
Total Cash Available		<u>155,062,500</u>
Disbursements:		
Personnel Costs	\$ 4,384,400	
Communication Services	38,600	
Employee Development	34,200	
Other Services (Clerical)	29,700	
Professional Services	330,600	
Repairs & Maintenance	13,100	
Administrative Services	9,300	
Computer Services	223,200	
Employee Travel Costs	25,300	
Supplies	38,300	
Insurance	4,300	
Rental & Operating Leases	213,500	
Misc Expend (Investigative; Governmental Overhead)	738,800	
Capital Outlay	<u>77,300</u>	
Total Disbursements		(6,160,600)
Prior Period Expenditures as of June 30, 2022		--
Encumbrances as of June 30, 2022		26,600
Transfers Out:		
General Fund	\$ 97,366,500	
Insurance Refund Fund	13,165,200	
Firemen's Retirement (PERSI)	2,901,900	
Insurance Insolvency Fund	--	
High Risk Reinsurance Pool	17,239,000	
Excess Cash on July 1st to General Fund	<u>3,997,181</u>	
Total Transfers Out		<u>(134,669,781)</u>
Free Fund Balance, June 30, 2022		<u>\$ 14,205,519</u>

SCHEDULE OF RECEIPTS AND DISBURSEMENTS

For the Fiscal Year Ended June 30, 2022

ARSON, FIRE & FRAUD PREVENTION FUND

Free Fund Balance, July 1, 2021	\$ 1,907,800	
Encumbrances as of July 1, 2021	<u>46,800</u>	
Total Free Fund Balance, July 1, 2021		\$ 1,954,600
Receipts:		
Licenses, Permits and Fees	\$ 916,300	
Interest Income	6,700	
Other Revenue	<u>16,000</u>	
Total Receipts		<u>939,000</u>
Total Cash Available		<u>2,893,600</u>
Disbursements:		
Personnel Costs	\$ 700,200	
Communication Services	10,800	
Employee Development	7,700	
Technical Services	--	
Repairs & Maintenance	2,200	
Administrative Services	--	
Computer Services	--	
Employee Travel Costs	23,000	
Supplies	51,600	
Insurance	400	
Rental & Operating Leases	56,500	
Misc Expenditures	3,200	
Capital Outlay	<u>29,500</u>	
Total Disbursements		<u>(885,100)</u>
Prior Period Expenditures as of June 30, 2022		--
Encumbrances as of June 30, 2022		<u>46,800</u>
Free Fund Balance, June 30, 2022		<u>1,961,700</u>
		\$ 1,961,700

SCHEDULE OF RECEIPTS AND DISBURSEMENTS

For the Fiscal Year Ended June 30, 2022

INSURANCE REFUND FUND

Free Fund Balance, July 1, 2021	\$ 40,000	
Transfers in from Insurance Administrative Fund	<u>13,165,200</u>	
Total Cash Available		\$ 13,205,200
Disbursements:		
Refunds of Premium Tax Overpayments	\$ 7,388,400	
Total Disbursements		(7,388,400)
Transfers Out:		
General Fund	<u>5,776,800</u>	
Total Transfers Out		<u>(5,776,800)</u>
Free Fund Balance, June 30, 2022		<u>\$ 40,000</u>

FEDERAL GRANT FUND

Free Fund Balance, July 1, 2021	\$ (2,000)	
Encumbrances as of July 1, 2021	<u>--</u>	
Total Free Fund Balance, July 1, 2021		\$ (2,000)
Receipts		
Federal Grants	\$ 442,900	
Total Receipts		442,900
Advances Received		<u>--</u>
Transfers out to:		--
Disbursements:		
Personnel Costs	\$ 296,300	
Operating Expenses	163,100	
Sub-Grantee Payments	--	
Capital Outlay	<u>--</u>	
Total Disbursements		(459,400)
Prior Period Expenditures as of June 30, 2022		--
Encumbrances as of June 30, 2022		<u>--</u>
Free Fund Balance, June 30, 2022		<u>\$ (18,500)</u>

SCHEDULE OF RECEIPTS AND DISBURSEMENTS

For the Fiscal Year Ended June 30, 2022

INSURANCE INSOLVENCY FUND

Free Fund Balance, July 1, 2021		\$ 100,000
Receipts		--
Transfers In (Reduction in General Fund Transfer)		--
Total Cash Available		100,000
Disbursements:		
Personnel Costs	--	
Supplies	--	
Communication Services	--	
Miscellaneous Expenditures	--	
Professional Services	--	
Employee Travel Costs	--	
Total Disbursements		--
Transfers Out		
General Fund	--	
Total Transfers Out		--
Free Fund Balance, June 30, 2022		\$ 100,000

LIQUIDATION TRUST FUND

Free Fund Balance, July 1, 2021		\$ 398,300
Receipts		--
Interest & Other Investment Income	1,400	
Sale of Services, Goods & Property		
Receipts to Trust		
Transfers in from: Diversified Bond Fund		
Total Receipts and Transfers-In		1,400
Total Cash Available		399,700
Disbursements:		
Operating Expense	--	
Liquidation Payment	--	
Transfers Out:		
Account Liquidation - Transfer to Unclaimed Properties		
Total Disbursements and Transfers Out		--
Free Fund Balance, June 30, 2022		\$ 399,700

SCHEDULE OF RECEIPTS AND DISBURSEMENTS

For the Fiscal Year Ended June 30, 2022

CIGARETTE PROPENSITY ENFORCEMENT FUND

Free Fund Balance, July 1, 2021		\$ 564,000
Receipts		--
Regulatory Fees	\$ 14,000	
Total Receipts		14,000
Total Cash Available		578,000
Disbursements:		
Expenditures	--	
Total Disbursements		--
Free Fund Balance, June 30, 2022		\$ 578,000

IDAHO IMMUNIZATION DEDICATED VACCINE FUND

Free Fund Balance, July 1, 2021		\$ 0
Receipts		--
Regulatory Fees	\$ 16,924,995	
Total Receipts		16,924,995
Total Cash Available		16,924,995
Disbursements:		
Disbursements	--	
Total Disbursements		--
Transfers Out:		
Health & Welfare	16,924,995	
Total Transfers Out		(16,924,995)
Free Fund Balance, June 30, 2022		\$ --

SCHEDULE OF RECEIPTS AND DISBURSEMENTS

For the Fiscal Year Ended June 30, 2022

IDAHO HIGH RISK INDIVIDUAL REINSURANCE POOL

Free Fund Balance, July 1, 2021		\$ --
Transfers in from Insurance Administrative Fund		<u>42,239,005</u>
Total Cash Available		42,239,005
Disbursements:		
Payment to High Risk Pool	<u>\$ 42,239,005</u>	
Total Disbursements		(42,239,005)
Transfers Out:		
Total Transfers Out		<u>--</u>
Free Fund Balance, June 30, 2022		<u><u>\$ --</u></u>



STATE FIRE MARSHAL

The State Fire Marshal's office works with fire departments across Idaho, providing assistance with fire code interpretation, application and enforcement. Staff conducts training sessions on the adopted fire code, incident reporting procedures and fire investigations. The State Fire Marshal's Office is also responsible for reviewing plans for all state-owned or state-maintained buildings for compliance with fire and life safety codes. If requested by local fire departments, the State Fire Marshal can assist with local building plan reviews and inspections.

The State Fire Marshal has the statutory responsibility of being the chief arson investigation officer for the state of Idaho. When requested, he and his six deputies work with local authorities on the investigation of fires and explosions in Idaho.

Additionally, the State Fire Marshal's Office licenses the fire sprinkler contractors who work in Idaho; trains and licenses persons and businesses that import or wholesale fireworks in the state. The office also maintains a record-keeping system including data submitted from fire agencies that cover approximately 95% of the population of Idaho. They are committed to *"fighting fires with facts."*

MISSION STATEMENT

The State Fire Marshal's Office participates in and coordinates an integrated statewide system designed to protect human life from fire and explosions through fire prevention and the investigation of fires. The program involves fire prevention activities, fire/arson investigations and the operation of various statistical systems, including the Idaho Fire Incident Reporting System (IFIRS).

KEY STATISTICS FOR YEAR 2021

5,029

Total fires reported in Idaho

1,755

Number of residential fires

20

Civilian fatalities reported

0

Firefighter fatalities

\$132,250,397

Total estimated dollar loss reported

Idaho Code Section 41-254 requires that the State Fire Marshal make an annual report to the Governor and the Legislature by the 15th of July each year. Visit the State Fire Marshal's website at doi.idaho.gov/sfm for the detailed annual report.

CONSUMER SERVICES

The Consumer Services Bureau consists of three sections: Senior Health Insurance Benefits Advisors (SHIBA), Consumer Affairs, and Investigations. The sections work together to protect the public's interest and ensure all participants (companies, producers, and consumers) are in compliance with the laws and rules that regulate the business of insurance in Idaho.



KEY STATISTICS FOR YEAR 2021

9,856

Total client contacts

77

Total presentations and enrollment events

3,522

People reached through presentations and events

5,129

Medicare counseling hours

Senior Health Insurance Benefits Advisors (SHIBA) is a free, unbiased resource empowering Idahoans, through community volunteers and partners, to make informed decisions about their Medicare choices.

Each year, SHIBA individually counsels thousands of Medicare beneficiaries, by phone or in person, in communities throughout Idaho. SHIBA conducts workshops and provides information to beneficiaries and those who help them. SHIBA has offices in Boise, Coeur d'Alene, and Pocatello. A network of certified volunteers and partners assist people in communities throughout the state.

SHIBA and the Idaho Department of Insurance investigate complaints and issues regarding claims/billing, appeals/grievances, fraud and abuse, marketing/sales, quality of care, and non-renewal issues.

SHIBA services the general Medicare population and conducts targeted outreach for populations at risk or under-served due to race, cultural background, ethnicity, limited English proficiency, Medicare Medicaid dual eligibility, beneficiaries under 65 with disabilities, and individuals eligible for low income subsidy prescription drug coverage.



**Senior Health Insurance
Benefits Advisors**

SHIBA promotes awareness of provisions of federal legislation, such as the Patient Protection and Affordable Care Act (ACA); the Medicare Improvement for Patients and Providers Act (MIPPA); and the Medicare Modernization Act of 2003, as they affect Medicare issues. Such issues include prevention and wellness benefits; changes to the Annual Open Enrollment Period (OEP); fraud prevention and awareness initiatives; and Durable, Medical Equipment, Prosthetics, Orthotics and Supplies (DMEPOS) competitive bidding.



CONSUMER AFFAIRS

The Consumer Affairs Section is a primary contact for members of the public who have questions about insurance matters or who want to file a complaint regarding an insurance matter. The Section assists Idaho residents in a number of ways, including:

- Analyzing consumer, company, and producer complaints and problems relating to all facets of the insurance industry to determine if a violation of Idaho Code or contract provisions has occurred;
- Providing assistance to consumers, companies, producers, and legal representatives in the form of technical assistance on claims procedures, underwriting, insurance laws and rules;
- Reviewing insurance contracts, policies, and related documents to assure compliance with Idaho insurance laws and rules;
- Conducting investigations concerning alleged violations of

insurance laws, evaluating the merit of the complaint or inquiry, and recommending a course of action to Department staff; and

- Providing technical expertise for market conduct examinations of domestic and foreign insurers.

The Consumer Affairs Section also provides information and services to consumers via the Department website, including:

- Answers to common insurance questions;
- Basic information regarding insurance products;
- Online complaint filing;
- Summaries of complaint data; and
- Updates regarding national health care reform.

Consumers can contact a Consumer Affairs Officer through the toll-free Consumer Assistance Helpline, by mail, fax, or the Internet, or by calling or visiting the Department's Boise office.

772

New
consumer
complaints

764

Consumer
complaints
closed

4,973

Calls/inquiries
from the
public

8

(427 PARTICIPANTS)

Producer law classes
and other presentations

13

(503 PARTICIPANTS)

Outreach efforts

FRAUD INVESTIGATIONS

The Investigations Section actively investigates, refers for prosecution, and seeks restitution from those who commit insurance fraud, a felony that can result in a sentence of up to 15 years in prison and a \$15,000 fine. Whatever its form, insurance fraud is a crime that impacts everyone by increasing the cost of insurance premiums and related goods and services. When allowed to go unchecked, insurance fraud has a severe negative effect on the economy as a whole.

The Section's mission is two-fold: first, to protect Idaho insurance consumers from dishonest individuals transacting insurance; second, to pursue allegations of individuals filing fraudulent claims against insurance companies. The Section fulfills its mission through criminal and administrative investigations to determine whether a person has violated any provision of Title 41, Idaho Code.

Two special prosecutors from the Office of the Attorney General review and prosecute criminal insurance cases referred by the Section. Additionally, three Deputy Attorneys General pursue administrative enforcement actions against licensees. The Section also works with the State Fire Marshal's Office on insurance-related arson investigations.

The Investigations Section aims to be recognized as a leader in the fight against insurance fraud by creating partnerships with other criminal justice and law enforcement entities, educating the insurance industry, conducting community presentations and distributing written materials. These activities have significantly increased public awareness.

KEY STATISTICS FOR YEAR 2021

387

Reports of suspected fraud received

158

Opened cases

3

Criminal convictions

27Cases referred to attorney general
for criminal charges**5**Cases referred to attorney general
for administrative actions**5**

Administrative actions



COMPANY ACTIVITIES

THE COMPANY ACTIVITIES BUREAU CONSISTS OF THREE SECTIONS:
EXAMINATIONS, ANALYSIS, AND LICENSING.
ALTHOUGH EACH SECTION HAS SEPARATE FUNCTIONS,
ALL WORK IN CLOSE ASSOCIATION ON SOME ISSUES.



EXAMINATIONS & ANALYSIS

The Examinations and Analysis Sections monitor the financial condition of insurance entities conducting business in the state of Idaho. This helps ensure that each entity complies with Idaho law and that the financial obligations of the entity to its policyholders will be met. Regulated entities include domestic and foreign stock and mutual insurers, fraternal benefit societies, managed care organizations (MCOs), reciprocal insurers, self-funded health care plans, risk retention and purchasing groups, accredited reinsurers, county mutual insurers, hospital and professional service corporations, surplus lines insurers, title insurers, and rating organizations.

Major functions of the Examinations & Analysis Sections include:

- Examination of the financial and market conduct conditions of Idaho domestic insurers to ensure that they are operating in accordance with Idaho insurance laws and rules and the National Association of Insurance Commissioners (NAIC) Accounting Practices and Procedures Manual. Examinations are prescribed by law to be conducted at least once every five years but may be undertaken more frequently if the Director deems necessary. Examinations of self-funded health benefit plans and other regulated entities are also performed.
- Initial licensing for third party administrators (TPAs) who want to operate in Idaho. Determination of whether TPAs continue to meet licensing requirements based on annual filings.
- Receiving and recording corporate changes for insurers and other regulated entities (e.g., name changes, mergers, and redemptions).
- Leading Idaho's participation in interstate collaborative actions, providing technical expertise, and conducting or participating in supervisory examinations of domestic and foreign insurers.
- Financial analysis and review of Idaho domestic company financial reports to determine compliance with all Idaho Code requirements, financial solvency, and ability to meet contractual obligations to policyholders. This includes review of annual statements, quarterly statements, audited financial statements, and other filings made by an insurer. The focus is primarily on the solvency of Idaho domestic insurers and the monitoring of foreign companies licensed in Idaho.
- Financial analysis and review of financial statements and other filings of Idaho registered self-funded health plans regulated under Title 41, Chapters 40 and 41, Idaho Code, to determine compliance with Idaho Code requirements, financial solvency, and ability to meet obligations to beneficiaries.
- Initial licensing or authorization of insurers or other regulated entities to transact business in the state via the granting of a certificate of authority or registration. The admission process is completed in an efficient and timely manner to admit financially sound insurers and related entities that will offer quality insurance products or related services to Idaho residents. The Section also maintains reinsurance only (accredited reinsurer) and surplus line (white list) listings.
- Monitoring and regulation of Idaho holding company systems of which an insurer is a part, in accordance with Title 41, Chapter 38, Idaho Code, to promote public interest and the interests of Idaho policyholders and shareholders.



COMPANY EXAMINATIONS AND ADMISSIONS

Companies Admitted / Listed / Registered in 2021

Certified Reinsurers

4608	Fidelis Insurance Bermuda Limited	Bermuda
4607	Fidelis Underwriting Limited	United Kingdom

Charitable Gift Annuities

4584	Christendom Educational Corporation	VA
4573	International Justice Mission	DC
4586	The Evangelical Alliance Mission	IL

Life/Heath

4562	American Benefit Life Insurance Company	TX
4577	Monitor Life Insurance Company of New York	NY

Managed Care Organizations

4560	American Health Plan of Utah Inc	UT
4475	Mount Carmel Health Plan of Idaho, Inc	ID
4558	UnitedHealthCare of the Rockies, Inc	UT

Property/Casualty

4566	American Agricultural Insurance Company	IN
4604	Bearing Midwest Casualty Company	KS
4602	Copperpoint Indemnity Insurance Company	AZ
4569	Cronus Insurance Company	TX
4570	Great Plains Casualty Inc	IA
4579	Incline Casualty Company	TX
4605	Midwest Builders' Casualty Mutual Company	KS
4564	Privilege Underwriters Reciprocal	FL
4589	Selective Insurance Company of America	NJ
4590	Selective Insurance Company of the South	IN
4591	Selective Insurance Company of the Southeast	IN
4592	Selective Way Insurance Company	NJ
4594	Vantapro Specialty Insurance Company	AR

Purchasing Groups

4583	eSellers RPG, Inc	IL
4606	National Programs Purchasing Group, LLC	IL
4588	Next Wave Purchasing Group One, LLC	NV
4619	Nonprofit Community Organization Risk	IL
4565	Vanguard Specialty Purchasing Group For Lawyers, Inc	FL

COMPANY EXAMINATIONS AND ADMISSIONS

Companies Admitted / Listed / Registered in 2021

Risk Retention Groups

4580	Allegiant Insurance Company, Inc a Risk Retention Group	HI
4581	Franklin Casualty Insurance Company, a Risk Retention Group	VT
4574	Overdrive Risk Retention Group, LLC	TN
4593	Park Wood Risk Retention Group, Inc.	AL
4599	Security Casualty Risk Retention Group, Inc.	SC
4572	SkyRaider Risk Retention Group	SC
4582	Technology Transportation Mutual Risk Retention Group	AL
4600	Trinity Risk Solutions Reciprocal Insurance	DC
4556	YRIG Risk Retention Group, Inc	AL

Self-Funded Health Care Plans

N/A

Surplus Lines

4561	Accelerant Specialty	AR
4563	Accredited Specialty Insurance Company	AZ
4601	Champlain Specialty Insurance Company	VT
4597	Everspan Indemnity Insurance Company	AZ
4596	GNV Custom Insurance Company	AZ
4554	Gray Surplus Lines Insurance Company	LA
4587	Highlander Specialty Insurance Company	IL
4557	KW Specialty Insurance Company	DE
4559	Obsidian Specialty Insurance Company	DE
4585	Rockingham Specialty, Inc	VA
4576	Specialty Builders Insurance Company	GA
4595	Spinnaker Specialty Insurance Company	TX
4568	Stonegate Insurance Company	IL
4567	Summit Specialty Insurance Company	NE
4578	Upland Specialty Insurance Company	TX
4575	Westfield Specialty Insurance Company	OH

COMPANY EXAMINATIONS AND ADMISSIONS

Classification of Active and Suspended Entities 2021

Licensed

County Mutual Fire	1
Fraternal Benefit Societies	16
Hospital and Professional Service Corporation	1
Hospital Liabilities Trusts	0
Life & Disability	423
Managed Care Organizations	25
Petroleum Clean Water Trusts	1
Property & Casualty	854
Title	17

Listed

Accredited Reinsurers	21
Advisory Organizations	14
Certified Reinsurers	7
Charitable Gift Annuities	340
Surplus Lines	185
Trusted Reinsurers	16

Registered

Purchasing Group	256
Rating Organizations	9
Risk Retention Groups	93
Self-Funded Employee Health Care Plans	16

Other Regulated Entities

Guaranty Associations	3
Surplus Lines Associations	1

Total Companies Regulated 2,299

COMPANY EXAMINATIONS AND ADMISSIONS

Companies Expired, Delisted, Revoked or Withdrawn in 2021

Life/Health Companies

N/A

Property/Casualty Companies

Digital Edge Insurance Company	Withdrawn	July 2, 2021
--------------------------------	-----------	--------------

Purchasing Groups

Boom Truck & Concrete Pumpers Purchasing Group	Expired	March 1, 2021
Brownguard Association of Delaware, Inc	Expired	March 1, 2021
Educational Institutions PG, Inc	Expired	March 1, 2021
Hudson QSR Purchasing Group	Expired	March 1, 2021
Nationwide Exclusive Agent Risk Purchasing Group	Expired	March 1, 2021
Petroleum Marketers PG Inc,	Expired	March 1, 2021
Select Communities Risk Purchasing Group, Inc	Expired	March 1, 2021
National Programs Purchasing Group	Expired	March 1, 2021
Cosmetic Risk Purchasing Group, Inc	Withdrawn	July 21, 2021
Garage Services and Equipment Dealers Liab. Ass'n of America	Withdrawn	December 31, 2021
International Special Events and Recreation Ass'n, Inc	Withdrawn	December 31, 2021

Risk Retention Groups

National Home Insurance Company (A Risk Retention Group)	Withdrawn	February 24, 2021
Bay Insurance Risk Retention Group, Inc.	Withdrawn	July 1, 2021
Architects and Engineers Insurance Company, Inc a RRG	Withdrawn	October 15, 2021

Surplus Lines Insurers

Tokio Marine Grv Re, Inc	Withdrawn	April 13, 2021
--------------------------	-----------	----------------

Companies Merged in 2021

Merged Company

687 Lincoln Life Assurance Company of Boston

4235 Municipal Assurance Corp.

Merged With / To

65 Lincoln National Life Insurance Company October 1, 2021

1793 Assured Guaranty Municipal Corp. April 1, 2021

PREMIUM TAX

Premium taxes collected by the Department of Insurance are deposited in the Insurance Administrative Fund #0229-10 to be distributed as follows:

- That amount as needed up to 20% for the refund account (Idaho Code 41-406(1)(a));
- A portion to the PERSI Firemen's Retirement Account (Idaho Code Sections 59-1394 & 41-406(1) (b));
- That amount (not to exceed \$200,000 in any one year) necessary to cover administrative costs incurred by the Department in placing insurance companies into receivership or supervision to the extent that such costs cannot be satisfied from the assets of the companies (Idaho Code Section 41-406(1)(c));
- After all other statutory deductions from insurance premium tax revenues have been made, if the revenues remaining exceed \$45 million, one-fourth of such excess is appropriated and paid to the Idaho Individual High Risk Reinsurance Pool fund (Idaho Code Section 41-406(1)(d)). The moneys in this fund are used to pay the costs associated with providing health insurance coverage to high risk individuals regardless of health status or claims experience;
- Remaining balance to the General Fund (Idaho Code Section 41-406(1)(e)).

Premium taxes collected from authorized insurers are in lieu of all other state and local taxes payable in the state of Idaho with the exception of real property tax (Idaho Code Section 41-405).

The annual premium tax liability is based on calendar year premiums written minus dental premiums, which are taxed at \$0.04 per subscriber per month. Premium taxes are prepaid in quarterly installments based on the prior year's premiums and the current year's tax rates. The installments are as follows: 60% due June 15, 20% due September 15, and 15% due December 15. The reconciliation payment is made on March 1 of the next year (Idaho Code Section 41-402(3)).

Premium tax offsets are allowed to the extent of 100% of the premium tax liability, unless otherwise indicated:

- Workers' Compensation Offset – All workers' compensation insurers must pay a 2.00% premium tax on Idaho premiums written to the Idaho Industrial Commission. Insurers are allowed to offset 50% of this tax against the workers' compensation tax liability with the Department of Insurance. The premium taxes paid to the Industrial Commission at the 2.00% rate should not be confused with the additional Department of Insurance 1.50% premium tax rate. The tax credit can only offset the workers' compensation premium tax liability and cannot be allowed against any other lines of insurance (Idaho Code Section 72-523(4)).
- Insurance Guaranty Association Offset – Property and casualty insurers may offset their premium tax liability to the extent of 20% of the assessment for each of the five years following the year the assessment is paid. An allowable offset, or portion thereof, not used in any calendar year cannot be carried over or back to any other year. The total offsets cannot exceed the tax liability or total assessment paid. (Idaho Code Section 41-3616(1)).
- Idaho Life & Health Guaranty Association Offset – A premium tax offset is allowed for all Class B and Class C assessments. Insurers may take any portion of the assessment as an offset in any of the five years following the year the assessment is paid. Offsets are limited to 20% of each assessment paid. An allowable offset, or portion thereof, not used in any calendar year cannot be carried over or back to any other year. The total offsets cannot exceed the tax liability or total assessment paid (Idaho Code Section 41-4313(1)).



SUMMARY OF PREMIUM TAX COLLECTION CALENDAR YEARS 2017-2021

(Figures are rounded to the nearest thousand and represent Idaho's base premium tax rates, excluding retaliatory taxes. Idaho's base premium tax rates are listed on page 35.)

STOCK & MUTUAL INSURERS:
Idaho Code Sections 41-402 through 41-405

Calendar Year	Taxable Premiums	Percentage Increase of Premiums	Premium Tax
2017	4,956,346,000	1.66%	73,962,000
2018	5,316,568,000	7.27%	79,749,000
2019	5,557,667,000	4.53%	83,444,000
2020	5,793,526,000	4.24%	86,903,000
2021	6,320,569,000	9.10%	96,194,000
5 year average:	\$5,588,935,000		\$84,050,000

HOSPITAL & PROFESSIONAL SERVICE CORPORATIONS:
Idaho Code Section 41-3427

Calendar Year	Premiums Written	Percentage Increase of Premiums	Subscriber Tax
2017	52,496,000	7.77%	34,000
2018	58,535,000	11.50%	37,000
2019	64,053,000	9.43%	41,000
2020	67,242,000	4.98%	42,000
2021	69,431,000	3.26%	45,000
5 year average:	\$62,351,000		\$40,000

MANAGED CARE ORGANIZATIONS:
Idaho Code Section 41-3922

Calendar Year	Premiums Written	Percentage Increase of Premiums	Subscriber/Premium Tax
2017	490,438,000	25.49%	7,492,000
2018	512,834,000	4.57%	7,693,000
2019	634,901,000	23.8%	9,524,000
2020	791,713,000	24.70%	12,047,000
2021	1,080,847,000	36.52%	14,907,000
5 year average:	\$702,146,000		\$10,332,000

SUMMARY OF PREMIUM TAX COLLECTION CALENDAR YEARS 2017-2021

(Figures are rounded to the nearest thousand and represent Idaho's base premium tax rates, excluding retaliatory taxes. Idaho's base premium tax rates are listed on page 35.)

SURPLUS LINES BROKERS:

Idaho Code Section 41-1229

Calendar Year	Taxable Premiums	Percentage Increase of Premiums	Premium Tax
2017	109,120,000	7.46%	1,636,000
2018	116,530,000	6.79%	1,748,000
2019	155,653,000	33.57%	2,335,000
2020	211,420,000	35.83%	3,171,000
2021	259,543,000	22.76%	3,894,000
5 year average:	\$ 170,453,000		\$2,557,000

TITLE INSURERS:

Idaho Code Sections 41-402 through 41-405

Calendar Year	Taxable Premiums	Percentage Increase of Premiums	Premium Tax
2017	54,593,000	15.39%	819,000
2018	64,004,000	17.24%	960,000
2019	82,933,000	29.57%	1,244,000
2020	127,230,000	53.41%	1,908,000
2021	172,736,000	35.77%	2,591,000
5 year average:	\$100,299,000		\$1,504,000

RISK RETENTION GROUPS:

Idaho Code Sections 41-4805 and 41-402 through 41-405

Calendar Year	Taxable Premiums	Percentage Increase of Premiums	Premium Tax
2017	7,219,000	-16.87%	108,000
2018	5,556,000	-23.05%	83,000
2019	6,283,000	13.09%	94,000
2020	6,187,000	-1.53%	93,000
2021	7,061,000	14.12%	106,000
5 year average:	\$6,461,000		\$97,000



PREMIUM TAX RATES - CALENDAR YEARS 2017-2021

Calendar Year	Stock & Mutual Insurers	Hospital & Professional Service Corporations	Managed Care Organizations	Self-funded Health Care Plans	Surplus Lines Brokers	Title Insurers	Risk Retention Groups
2017	1.50% 4 cents per dental subscriber certificate per month	4 cents per subscriber certificate per month	1.50%	4 cents per beneficiary per month	1.50%	1.50%	1.50%
2018	1.50% 4 cents per dental subscriber certificate per month	4 cents per subscriber certificate per month	1.50%	4 cents per beneficiary per month	1.50%	1.50%	1.50%
2019	1.50% 4 cents per dental subscriber certificate per month	4 cents per subscriber certificate per month	1.50%	4 cents per beneficiary per month	1.50%	1.50%	1.50%
2020	1.50% 4 cents per dental subscriber certificate per month	4 cents per subscriber certificate per month	1.50%	4 cents per beneficiary per month	1.50%	1.50%	1.50%
2021	1.50% 4 cents per dental subscriber certificate per month	4 cents per subscriber certificate per month	1.50%	4 cents per beneficiary per month	1.50%	1.50%	1.50%



PRODUCER LICENSING

The Producer Licensing Section reviews and processes license applications and issues and maintains over 148,754 licenses, including resident and non-resident business entities and individuals. The Section oversees 13 license types and their related procedures, statutes, and rules. Section goals remain efficiency, security, and service.

Producer Licensing continues to seek out administrative efficiencies by utilizing online services through approved vendors. Services include license application renewals, appointments, address changes, license copies, continuing education courses, and CE credit downloads. Applicants and licensees utilize online services for 90-95% of all licensing transactions. This factor allows the turnaround time for nonresident licensing to remain 1-2 days. The FBI fingerprinting process is completely digitized, providing greater security and quicker response times for resident applicants.

Producer Licensing website information is regularly updated to provide the most current information and services available. The Section maintains efficient and secure licensing environment by utilizing document imaging for license records and email correspondence for DOI communications to licensees.

KEY STATISTICS FOR YEAR 2021

58,139

License applications received

41,339

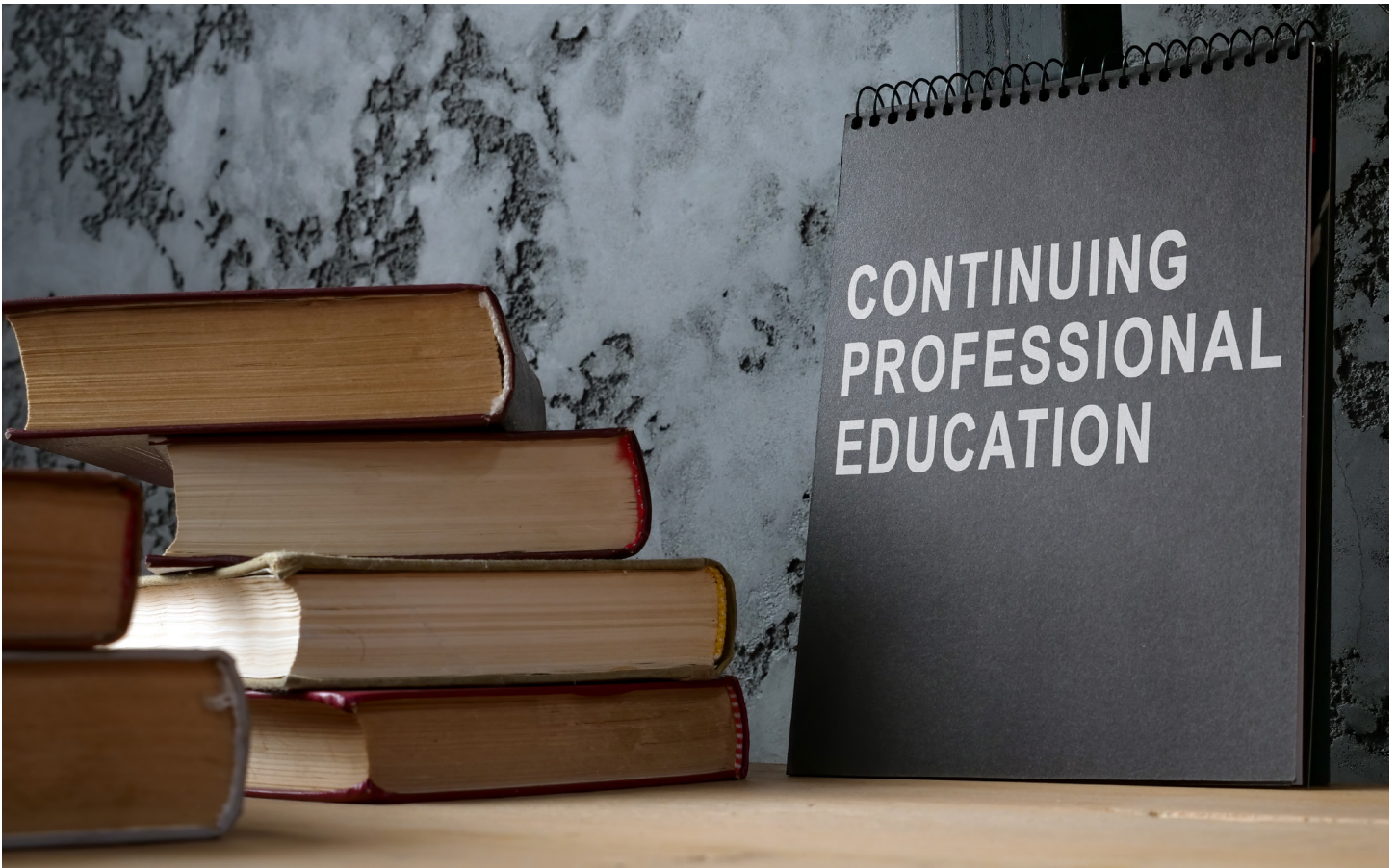
License issued

148,574

Total licenses as of 12/31/2021

42,599

Total licenses renewed



CONTINUING EDUCATION

The Continuing Education (CE) Rule, IDAPA 18.06.04, requires resident insurance licensees to complete 24 credit hours of continuing education within each two-year licensing period, which expires at the end of the individual's birth month. At least three of the 24 hours must be obtained in insurance ethics courses.

Mandated training has been adopted by the Department for annuity suitability, flood, and long-term care policy sales. Non-resident and limited lines producers are exempt from CE requirements for Idaho.

Appointed members of the CE Advisory Committee meet quarterly to review provider course applications to ensure quality courses are available to Idaho producers. CE rules are also in place to maintain high standards for CE courses. Presentation methods are available to licensees in a variety of formats including correspondence, internet, seminar, teleconference, traditional classroom, and webcast/webinar.



MARKET OVERSIGHT

THE MARKET OVERSIGHT BUREAU CONSISTS OF THE RATES AND FORMS SECTION AND MARKET CONDUCT TEAM, FOCUSED ON COMPANIES' CONDUCT IN THE INSURANCE MARKETS.

MARKET CONDUCT

Through broad market analysis techniques the Department monitors Idaho's key market data elements to identify issues or concerns at regulated entities and proactively perform the most effective remedial action. This includes conducting and issuing routine Market Conduct Examinations of insurers. When appropriate, the Department takes collaborative action with other jurisdictions and participates in the multi-state examinations of insurers or entities which may affect Idahoans.

The Market Conduct Annual Statement (MCAS) was developed with the input of state regulators and representatives from the insurance industry. It provides an analysis tool for certain key market data elements that help regulators allocate market analysis resources where they can be most effective.

9
MARKET
ANALYSIS
REVIEWS
COMPLETED

TITLE INSURANCE

Title Agents are examined by the Department not more than every fifth year. This regular examination of the Title Agent's transactions, assets, tract indexes, abstract records, and other records ascertains compliance with the law. Exceptions, if any, are issued in a Report of Exception Examination.

25
TITLE
EXAMINATIONS
COMPLETED

RATES AND FORMS

The Rates and Forms Section accepts property, casualty, health and life policy contracts and related forms with the company certification stating they comply with Idaho Code and are not ambiguous, misleading or deceptive. The Section accepts advertising filings for life and health and reviews rate filings for various lines of insurance including individual and small group health rate manuals, Medicare supplement, long-term care, private passenger automobile, homeowners and credit. The objective is to ensure that rates are not inadequate, excessive or unfairly discriminatory.

This Section is primarily responsible for administering rate and form laws on a file-and-use basis. Idaho Code Section 41-1812 states: “No basic insurance policy or annuity contract form, or application form where written application is required and is to be made a part of the policy or contract, or printed rider or endorsement form or

form of renewal certificate, shall be delivered, or issued for delivery in this state, unless the form has been filed with the director.”

Although all major lines of insurance are monitored, the Section is alert to filings involving private passenger automobile rate changes, bail bonds, certificates of assumption, company mergers, credit life and disability, life settlement, consumer credit reporting, health products, long-term care, managed care organizations, Medicare supplements, title and workers' compensation. Unless the forms are submitted and filed with the Rates and Forms Section, they may not be issued to residents of Idaho.

The Department receives policy and rate filings from 2,299 companies licensed or registered to sell products in Idaho. The Department received 5,647 separate filings in 2021 via SERFF (System for Electronic Rate and Form Filing), resulting in the following total number of forms and rates for all filings submitted in 2021.

RATES AND FORMS HIGHLIGHTS FOR YEAR 2021

BUSINESS LINE	FORMS	RATES
Advertising	1915	0
Aircraft	666	3
Annuities	627	8
Boiler & Machinery	19	5
Commercial Auto	1,330	182
Commercial Package	3,377	165
Credit Life	12	2
Farmowners	26	3
Fidelity/Surety	833	39
General Liability	9,202	404
Group Health	3,114	131
Group Life	383	1
HMO	728	5
Homeowners	966	108
Individual Health	1,578	91
Individual Life	166	7
Inland Marine	1,282	135
Life Settlement	0	0
Long-Term Care	15	24
Medical Malpractice	516	20
Medicare Supplement	237	146
Personal Auto	322	104
Property	1,238	76
Title	935	5
Workers' Compensation	334	71
Other All Lines	1,262	59
Total	31,083	1,794



SUMMARY OF ANNUAL STATEMENTS

KEY INFORMATION AND FINANCIAL RESULTS FOR INSURERS AS OF YEAR END 2021

HEALTH COMPANIES.....	41
LIFE AND ANNUITY COMPANIES.....	45
PROPERTY CASUALTY COMPANIES	59
TITLE COMPANIES	99



HEALTH COMPANIES



COCODE	COMPANY NAME	STATE OF DOMICILE	INCORPORATED DATE	IDAHO LICENSED DATE	TOTAL ASSETS	CAPITAL AND SURPLUS	NET INCOME	LINE(S) OF BUSINESS
63444	ACCENDO INS CO	UT	12/8/1955	6/17/1974	\$ 208,646,743	\$ 124,905,304	\$ (53,616,402)	Disability, Excluding Managed Care; Life; Variable Life & Annuity Contracts
12193	AETNA BETTER HLTH OF MI INC	MI	4/22/2004	2/12/2019	\$ 193,043,557	\$ 65,197,440	\$ 16,541,432	Disability, Including Managed Care
72052	AETNA HLTH INS CO	PA	7/8/1938	8/29/1968	\$ 299,898,492	\$ 215,963,376	\$ (93,476,350)	Disability, Excluding Managed Care; Life
95407	AETNA HLTH OF UTAH INC	UT	7/1/1987	12/16/2004	\$ 69,355,082	\$ 30,436,372	\$ 6,328,101	Disability - Managed Care Only
82406	ALL SAVERS INS CO	IN	1/7/1986	7/31/1996	\$ 1,587,606,073	\$ 1,017,154,814	\$ (193,099,755)	Disability, Excluding Managed Care; Life
95163	ALPHA DENTAL PROGRAMS INC	TX	12/31/1985	6/4/2008	\$ 54,613,634	\$ 44,664,487	\$ 8,173,194	Disability - Managed Care Only
84697	AMERICAN SPECIALTY HLTH INS CO	IN	12/27/1972	11/1/1989	\$ 10,091,331	\$ 9,903,250	\$ 384,779	Disability, Excluding Managed Care; Life
28207	ANTHEM INS CO INC	IN	5/22/1944	9/25/1992	\$ 5,557,289,685	\$ 1,828,495,092	\$ 244,616,071	Casualty, Excluding Workers' Compensation; Disability, Excluding Managed Care; Marine and Transportation; Property
12151	ARCADIAN HLTH PLAN INC	WA	4/6/2004	4/26/2017	\$ 1,751,171,135	\$ 912,923,407	\$ 140,538,837	Disability - Managed Care Only
71013	BANKERS RESERVE LIFE INS CO OF WI	WI	1/5/1961	4/25/2006	\$ 783,611,440	\$ 389,864,374	\$ 134,076,573	Disability, Excluding Managed Care; Life
15022	BLUE CROSS OF ID CARE PLUS INC	ID	2/19/2013	4/12/2018	\$ 352,577,027	\$ 131,958,266	\$ 40,613,644	Disability - Managed Care Only; Disability, Including Managed Care
60095	BLUE CROSS OF ID HLTH SERV INC	ID	1/1/1978	1/1/2000	\$ 1,280,921,109	\$ 797,351,869	\$ 16,074,072	Disability, Excluding Managed Care; Disability, Including Managed Care
95303	BRIDGESPAN HLTH CO	UT	8/10/1982	1/18/2013	\$ 47,840,719	\$ 40,161,858	\$ (435,473)	Disability, Including Managed Care
12567	CARE IMPROVEMENT PLUS S CENTRAL INS	AR	1/13/2006	11/16/2017	\$ 1,165,297,125	\$ 606,754,734	\$ 24,510,264	Disability, Excluding Managed Care
80799	CELTIC INS CO	IL	5/3/1949	7/10/1957	\$ 1,653,278,576	\$ 649,308,955	\$ (133,410,699)	Disability, Excluding Managed Care; Life
78301	CLEAR SPRING HLTH INS CO	AZ	9/24/1965	10/18/1994	\$ 449,661,750	\$ 64,030,155	\$ (63,244,006)	Disability, Excluding Managed Care; Life
86371	CLOVER INS CO	NJ	10/25/1947	1/7/1981	\$ 352,839,065	\$ 113,532,324	\$ (261,643,847)	Disability, Excluding Managed Care; Life
60984	COMPBENEFITS INS CO	TX	5/13/1959	9/8/1986	\$ 180,982,245	\$ 79,638,751	\$ (760,513)	Life
81973	COVENTRY HLTH & LIFE INS CO	MO	4/24/1968	9/2/2011	\$ 989,760,185	\$ 728,268,904	\$ 189,628,449	Disability, Excluding Managed Care
47791	DELTA DENTAL PLAN OF ID INC	ID	6/21/1971	2/21/1973	\$ 78,889,988	\$ 60,402,130	\$ 1,503,754	Disability, Excluding Managed Care
73474	DENTEGRA INS CO	DE	7/27/1966	12/17/1980	\$ 210,474,283	\$ 53,595,724	\$ (1,756,451)	Disability, Excluding Managed Care; Life
67636	DSM USA INS CO INC	TX	1/10/1910	9/20/1971	\$ 92,758,925	\$ 69,029,784	\$ 34,107,025	Disability, Excluding Managed Care; Life
81701	EDUCATORS MUT INS ASSOC	UT	6/26/1935	10/24/2005	\$ 192,680,782	\$ 159,354,804	\$ 13,757,293	Disability, Excluding Managed Care
12747	ELIXIR INS CO	OH	2/8/2006	7/29/2008	\$ 698,026,838	\$ 83,319,242	\$ (48,610,584)	Disability, Excluding Managed Care
88595	EMPHEYS INS CO	TX	3/13/1978	10/29/1996	\$ 10,361,266	\$ 7,058,744	\$ (2,363,629)	Disability, Excluding Managed Care; Life
60113	FIRST CARE INC	MD	2/27/1996	3/1/2018	\$ 47,844,805	\$ 34,447,847	\$ 4,313,893	Disability, Excluding Managed Care; Life
85286	FRESENIUS HLTH PLANS INS CO	IN	11/5/1974	9/2/1981	\$ 29,615,336	\$ 29,464,356	\$ (125,034)	Disability, Excluding Managed Care; Life
11229	HARMONY HLTH PLAN INC	IL	8/18/1995	2/4/2016	\$ 420,934,583	\$ 121,490,591	\$ 54,813,729	Disability, Including Managed Care
78611	HCSC INS SERV CO	IL	2/6/1958	6/20/1984	\$ 994,601,182	\$ 172,519,696	\$ (41,687,704)	Disability, Excluding Managed Care; Life
70670	HEALTH CARE SERV CORP A MUT LEGAL RE	IL	10/1/1936	9/29/2005	\$ 37,005,718,459	\$ 23,128,947,784	\$ 1,226,141,403	Disability, Excluding Managed Care
12902	HEALTHSPRING LIFE & HLTH INS CO INC	TX	2/27/2007	6/1/2010	\$ 1,167,801,362	\$ 462,246,527	\$ 22,600,950	Disability, Excluding Managed Care
71768	HM HLTH INS CO	PA	12/8/1954	7/31/1967	\$ 36,360,601	\$ 22,895,764	\$ 234,584	Disability, Excluding Managed Care; Life
60052	HUMANA BENEFIT PLAN OF IL INC	IL	6/20/1994	4/12/2012	\$ 1,142,234,275	\$ 610,133,082	\$ 91,211,348	Disability - Managed Care Only
95885	HUMANA HLTH PLAN INC	KY	8/23/1982	3/1/2008	\$ 756,680,861	\$ 279,950,632	\$ (30,320,443)	Disability - Managed Care Only

HEALTH COMPANIES

COCODE	COMPANY NAME	STATE OF DOMICILE	INCORPORATED DATE	IDAHO LICENSED DATE	TOTAL ASSETS	CAPITAL AND SURPLUS	NET INCOME	LINE(S) OF BUSINESS
73288	HUMANA INS CO	WI	12/18/1968	8/6/1984	\$ 8,917,292,835	\$ 4,113,959,939	\$ 531,271,147	Disability, Excluding Managed Care; Life; Small Group Risk Assuming Carrier
70580	HUMANADENTAL INS CO	WI	1/1/1908	4/1/1977	\$ 294,419,687	\$ 143,249,962	\$ (11,497,594)	Disability, Excluding Managed Care; Life
47055	KAISER FOUND HLTH PLAN OF WA OPTIONS	WA	1/30/1990	11/17/1998	\$ 363,315,087	\$ 115,384,412	\$ (43,874,909)	Disability, Excluding Managed Care; Disability, Including Managed Care
94188	LIFEWISE ASSUR CO	WA	9/11/1981	5/9/1991	\$ 260,009,820	\$ 165,198,573	\$ 1,450,871	Disability, Excluding Managed Care; Life
14063	MCNA INS CO	TX	5/4/2011	2/24/2016	\$ 340,542,060	\$ 138,790,665	\$ 33,469,639	Disability, Including Managed Care
63762	MEDCO CONTAINMENT LIFE INS CO	PA	8/30/1954	9/29/1981	\$ 771,176,913	\$ 276,855,736	\$ 32,327,692	Disability, Excluding Managed Care; Life
94587	MEMBERS HLTH INS CO	AZ	5/20/1982	4/18/1983	\$ 45,596,192	\$ 38,543,847	\$ 2,940,634	Disability, Excluding Managed Care; Life
18750	MERIT HLTH INS CO	AZ	11/23/1992	3/24/2015	\$ 42,555,308	\$ 38,673,586	\$ 1,774,635	Disability, Excluding Managed Care
47098	MODA HLTH PLAN INC	OR	11/3/1988	1/24/2007	\$ 348,075,041	\$ 136,424,928	\$ 39,748,074	Disability, Including Managed Care
95502	MOLINA HLTHCARE OF UT INC DBA AMFAM	UT	5/27/1994	3/31/2017	\$ 263,509,855	\$ 76,183,952	\$ 41,118,693	Disability - Managed Care Only
14933	MONTANA HLTH COOPERATIVE	MT	12/15/2010	6/13/2014	\$ 161,534,963	\$ 101,945,617	\$ (2,711,337)	Disability, Including Managed Care
16456	MOUNT CARMEL HLTH PLAN OF ID INC	ID	8/29/2018	11/5/2021	\$ 10,965,838	\$ 5,450,301	\$ (3,479,772)	Disability - Managed Care Only; Disability, Including Managed Care
81264	NIPPON LIFE INS CO OF AMER	IA	8/23/1972	6/4/1981	\$ 228,261,679	\$ 142,919,024	\$ 7,204,981	Disability, Excluding Managed Care; Life
16445	NORTHWEST DENTAL BENEFITS LLC	ID	4/17/2017	8/16/2018	\$ 267,643	\$ 126,162	\$ (118,394)	Disability - Managed Care Only
88080	OMAHA HLTH INS CO	NE	2/21/1978	9/19/1979	\$ 498,425,353	\$ 277,814,798	\$ 4,084,588	Disability, Excluding Managed Care; Life
70785	PACIFICARE LIFE & HLTH INS CO	IN	3/1/1967	12/9/1991	\$ 197,033,155	\$ 194,769,120	\$ 2,811,348	Disability, Excluding Managed Care; Life
12595	PACIFICSOURCE COMM HLTH PLANS	OR	12/12/2005	12/29/2014	\$ 319,579,047	\$ 252,374,604	\$ 8,325,230	Disability, Including Managed Care
54976	PACIFICSOURCE HLTH PLANS	OR	3/31/1933	5/30/2008	\$ 582,237,662	\$ 366,796,172	\$ (98,082,887)	Disability - Managed Care Only; Disability, Including Managed Care
60131	REGENCE BLUESHIELD OF ID INC	ID	2/23/1946	2/4/2000	\$ 462,533,648	\$ 292,735,637	\$ 21,163,112	Disability, Excluding Managed Care; Disability, Including Managed Care
63245	SELECTHEALTH BENEFIT ASSUR CO INC	UT	5/8/1992	5/23/2014	\$ 33,990,742	\$ 29,398,789	\$ 3,361,145	Disability, Excluding Managed Care
95153	SELECTHEALTH INC	UT	12/27/1983	10/26/2012	\$ 1,980,841,028	\$ 1,177,396,764	\$ 174,742,114	Disability - Managed Care Only; Disability, Including Managed Care
71420	SIERRA HLTH & LIFE INS CO INC	NV	8/16/1906	9/18/1942	\$ 5,541,555,183	\$ 2,859,254,093	\$ 1,352,568,002	Disability, Excluding Managed Care; Life
12575	SILVERSCRIPT INS CO	TN	5/11/2005	1/9/2007	\$ 3,323,580,528	\$ 1,044,009,263	\$ 44,950,651	Disability, Excluding Managed Care
92525	TRUASSURE INS CO	IL	5/24/1979	3/1/2013	\$ 13,754,579	\$ 9,774,082	\$ (811,324)	Disability, Excluding Managed Care
85766	UNITED CONCORDIA INS CO	AZ	10/20/1975	12/6/1991	\$ 325,232,552	\$ 213,206,042	\$ 73,111,721	Disability, Excluding Managed Care; Life
95501	UNITED HLTHCARE OF UT INC	UT	3/16/1984	3/29/2017	\$ 257,325,821	\$ 110,828,602	\$ 32,337,695	Disability - Managed Care Only
84549	UNITEDHEALTHCARE INS CO OF AMER	IL	3/29/1974	8/23/1983	\$ 744,507,539	\$ 392,417,581	\$ 168,056,412	Disability, Excluding Managed Care; Life
97179	UNITEDHEALTHCARE LIFE INS CO	WI	12/10/1982	4/16/1991	\$ 185,892,880	\$ 78,335,248	\$ 3,995,768	Disability, Excluding Managed Care; Life
95685	UNITEDHEALTHCARE OF THE ROCKIES INC	UT	6/12/1997	3/23/2021	\$ 10,771,124	\$ 4,145,535	\$ (6,345,862)	Disability - Managed Care Only
97772	US HLTH & LIFE INS CO INC	MI	1/11/1982	5/16/1988	\$ 27,055,150	\$ 13,683,536	\$ (2,738,574)	Disability, Excluding Managed Care; Life
39616	VISION SERV PLAN INS CO	OH	6/10/1987	3/1/2019	\$ 484,289,290	\$ 296,523,885	\$ 211,716,320	Disability, Excluding Managed Care

HEALTH COMPANIES

COCODE	COMPANY NAME	STATE OF DOMICILE	INCORPORATED DATE	IDAHO LICENSED DATE	TOTAL ASSETS	CAPITAL AND SURPLUS	NET INCOME	LINE(S) OF BUSINESS
53031	VSP VISION CARE INC	VA	4/26/1960	6/26/2014	\$ 85,056,188	\$ 44,875,525	\$ 31,456,660	Disability - Managed Care Only
83445	WELLCARE HLTH INS OF AZ INC	AZ	11/15/1972	3/19/1991	\$ 283,168,118	\$ 103,372,809	\$ 21,866,847	Disability, Excluding Managed Care; Life
64467	WELLCARE HLTH INS OF KY INC	KY	3/27/1962	7/19/1983	\$ 983,732,353	\$ 390,605,855	\$ 90,877,202	Disability, Excluding Managed Care; Life
10155	WELLCARE PRESCRIPTION INS INC	AZ	3/24/2005	12/6/2006	\$ 3,133,429,263	\$ 326,722,903	\$ 37,888,547	Disability, Excluding Managed Care
95819	WILLAMETTE DENTAL OF ID INC	ID	7/22/1998	9/11/1998	\$ 40,174,026	\$ 40,065,938	\$ 237,559	Disability - Managed Care Only
68420	WMI MUT INS CO	UT	7/1/1987	12/17/1996	\$ 18,022,513	\$ 13,052,482	\$ 17,099	Disability, Excluding Managed Care; Life

LIFE & ANNUITY COMPANIES



COCODE	COMPANY NAME	STATE OF DOMICILE	INCORPORATED DATE	IDAHO LICENSED DATE	TOTAL ASSETS	CAPITAL AND SURPLUS	NET INCOME	LINE(S) OF BUSINESS
80985	4 EVER LIFE INS CO	IL	9/22/1949	12/19/1952	\$ 193,096,148	\$ 80,046,841	\$ 6,532,471	Disability, Excluding Managed Care; Life
77879	5 STAR LIFE INS CO	NE	5/24/1943	12/1/1987	\$ 324,192,055	\$ 30,282,917	\$ 1,973,776	Disability, Excluding Managed Care; Life
71854	AAA LIFE INS CO	MI	6/5/1969	8/26/1970	\$ 764,024,907	\$ 202,001,700	\$ 6,337,042	Disability, Excluding Managed Care; Life
71471	ABILITY INS CO	NE	10/6/1967	4/22/1970	\$ 915,061,451	\$ 21,153,301	\$ (6,660,766)	Disability, Excluding Managed Care; Life
62200	ACCORDIA LIFE & ANN CO	IA	8/10/1967	8/25/1969	\$ 12,708,985,222	\$ 952,643,106	\$ (59,992,072)	Disability, Excluding Managed Care; Life
60348	ACE LIFE INS CO	CT	7/9/1965	5/4/1966	\$ 37,016,090	\$ 8,058,776	\$ (3,689,375)	Disability, Excluding Managed Care; Life
78700	AETNA HLTH & LIFE INS CO	CT	8/19/1971	8/14/1981	\$ 656,534,378	\$ 318,931,013	\$ 95,133,649	Disability, Excluding Managed Care; Life
60054	AETNA LIFE INS CO	CT	6/14/1853	5/18/1897	\$ 25,501,247,106	\$ 6,134,850,942	\$ 2,002,529,032	Disability, Excluding Managed Care; Life; Variable Life & Annuity Contracts
90611	ALLIANZ LIFE INS CO OF N AMER	MN	8/13/1979	10/2/1980	\$ 173,534,552,400	\$ 10,704,679,396	\$ (565,329,021)	Disability, Excluding Managed Care; Life; Variable Life & Annuity Contracts
60216	AMALGAMATED LIFE INS CO	NY	9/29/1943	12/12/2008	\$ 144,270,036	\$ 72,552,390	\$ (9,101,175)	Disability, Excluding Managed Care; Life
68594	AMERICAN AMICABLE LIFE INS CO OF TX	TX	9/22/1981	7/7/1987	\$ 465,912,417	\$ 137,194,221	\$ 5,894,976	Disability, Excluding Managed Care; Life
60275	AMERICAN BANKERS LIFE ASSUR CO OF FL	FL	2/6/1952	8/12/1952	\$ 267,814,412	\$ 52,978,707	\$ 19,339,160	Disability, Excluding Managed Care; Life
66001	AMERICAN BENEFIT LIFE INS CO	OK	5/12/1909	4/13/2021	\$ 238,948,811	\$ 32,684,063	\$ 7,861,502	Disability, Excluding Managed Care; Life
92738	AMERICAN EQUITY INVEST LIFE INS CO	IA	12/19/1980	1/22/1982	\$ 60,422,420,380	\$ 4,078,531,864	\$ (845,626,962)	Life; Variable Life & Annuity Contracts
60380	AMERICAN FAMILY LIFE ASSUR CO OF COL	NE	11/17/1955	5/12/2017	\$ 15,626,614,501	\$ 2,626,554,019	\$ 1,125,149,205	Disability, Excluding Managed Care; Life
60399	AMERICAN FAMILY LIFE INS CO	WI	11/21/1957	3/28/2001	\$ 5,473,414,756	\$ 445,375,863	\$ 41,380,565	Disability, Excluding Managed Care; Life; Variable Life & Annuity Contracts
60004	AMERICAN FARMERS & RANCHERS LIFE INS	OK	12/30/1999	9/16/2005	\$ 33,342,150	\$ 1,864,177	\$ (590,057)	Life
60410	AMERICAN FIDELITY ASSUR CO	OK	11/30/1960	11/15/1968	\$ 7,628,488,267	\$ 616,808,620	\$ 152,134,046	Disability, Excluding Managed Care; Life; Variable Life & Annuity Contracts
60429	AMERICAN FIDELITY LIFE INS CO	FL	9/5/1956	10/21/1965	\$ 385,658,592	\$ 67,723,474	\$ 1,342,893	Life
60488	AMERICAN GEN LIFE INS CO	TX	4/11/1960	6/21/1961	\$ 217,104,430,385	\$ 8,532,459,450	\$ 2,649,221,104	Disability, Excluding Managed Care; Life; Variable Life & Annuity Contracts
60534	AMERICAN HERITAGE LIFE INS CO	FL	9/11/1956	6/18/1962	\$ 2,325,478,085	\$ 350,698,606	\$ 85,031,858	Disability, Excluding Managed Care; Life
60518	AMERICAN HLTH & LIFE INS CO	TX	6/16/1954	9/13/1954	\$ 1,264,390,647	\$ 292,243,467	\$ 80,230,011	Disability, Excluding Managed Care; Life
60542	AMERICAN HOME LIFE INS CO	KS	5/3/1909	11/30/1970	\$ 283,680,013	\$ 22,198,684	\$ (559,355)	Disability, Excluding Managed Care; Life
60577	AMERICAN INCOME LIFE INS CO	IN	7/16/1954	8/9/1967	\$ 4,889,876,269	\$ 408,127,835	\$ 176,002,832	Disability, Excluding Managed Care; Life
67253	AMERICAN LIFE & SECURITY CORP	NE	9/15/1960	6/23/1987	\$ 1,121,138,404	\$ 74,010,518	\$ (9,533,612)	Disability, Excluding Managed Care; Life
81213	AMERICAN MATURITY LIFE INS CO	CT	10/24/1972	6/3/1983	\$ 68,090,930	\$ 50,748,994	\$ 416,965	Disability, Excluding Managed Care; Life; Variable Life & Annuity Contracts
67989	AMERICAN MEMORIAL LIFE INS CO	SD	3/18/1959	6/28/1968	\$ 4,034,023,798	\$ 220,978,289	\$ 11,202,370	Disability, Excluding Managed Care; Life
60739	AMERICAN NATL INS CO	TX	3/1/1905	4/23/1934	\$ 23,828,681,336	\$ 3,989,512,890	\$ 792,390,627	Disability, Excluding Managed Care; Life; Variable Life & Annuity Contracts
71773	AMERICAN NATL LIFE INS CO OF TX	TX	12/2/1954	4/1/1973	\$ 137,152,041	\$ 36,968,674	\$ 1,475,315	Disability, Excluding Managed Care; Life

LIFE & ANNUITY COMPANIES

COCODE	COMPANY NAME	STATE OF DOMICILE	INCORPORATED DATE	IDAHO LICENSED DATE	TOTAL ASSETS	CAPITAL AND SURPLUS	NET INCOME	LINE(S) OF BUSINESS
60801	AMERICAN PUBLIC LIFE INS CO	OK	11/28/1945	10/24/2005	\$ 100,871,477	\$ 35,527,324	\$ 4,887,903	Disability, Excluding Managed Care; Life
60836	AMERICAN REPUBLIC INS CO	IA	4/4/1929	8/12/1952	\$ 1,560,956,547	\$ 585,885,341	\$ 20,176,991	Disability, Excluding Managed Care; Life; Variable Life & Annuity Contracts
60895	AMERICAN UNITED LIFE INS CO	IN	12/17/2000	7/8/1949	\$ 39,048,105,760	\$ 1,371,010,953	\$ 39,395,640	Disability, Excluding Managed Care; Life; Variable Life & Annuity Contracts
61999	AMERICO FIN LIFE & ANN INS CO	TX	7/1/1946	2/1/1957	\$ 6,268,118,129	\$ 814,199,936	\$ (41,875,536)	Disability, Excluding Managed Care; Life
61301	AMERITAS LIFE INS CORP	NE	4/6/1887	11/13/1952	\$ 27,493,535,158	\$ 1,977,265,477	\$ 89,185,774	Disability, Excluding Managed Care; Life; Variable Life & Annuity Contracts
72222	AMICA LIFE INS CO	RI	6/13/1968	3/1/1989	\$ 1,465,418,458	\$ 357,033,219	\$ 1,544,851	Life
93661	ANNUITY INVESTORS LIFE INS CO	OH	11/13/1981	1/20/1984	\$ 3,225,731,745	\$ 370,501,960	\$ 26,194,025	Disability, Excluding Managed Care; Life; Variable Life & Annuity Contracts
61069	ANTHEM LIFE INS CO	IN	6/7/1956	10/18/1982	\$ 869,683,722	\$ 163,173,533	\$ (57,275,484)	Disability, Excluding Managed Care; Life
71455	ARCH LIFE INS CO OF AMER	KS	6/1/1964	8/31/2004	\$ 9,833,825	\$ 8,961,143	\$ (221,021)	Disability, Excluding Managed Care; Life
67423	ASPIDA LIFE INS CO	CA	8/14/1956	11/18/1959	\$ 24,023,339	\$ 21,759,979	\$ 139,414	Disability, Excluding Managed Care; Life; Variable Life & Annuity Contracts
56499	ASSURED LIFE ASSN	CO	1/20/1891	5/29/1901	\$ 58,347,375	\$ 13,081,034	\$ (584,723)	Disability, Excluding Managed Care; Life; Variable Products
71439	ASSURITY LIFE INS CO	NE	3/20/1964	11/24/1969	\$ 2,660,630,692	\$ 394,636,688	\$ 18,554,802	Disability, Excluding Managed Care; Life
68039	ATHENE ANN & LIFE ASSUR CO OF NY	NY	5/19/1965	7/28/1981	\$ 4,008,700,446	\$ 304,229,488	\$ (5,017,909)	Disability, Excluding Managed Care; Life; Variable Life & Annuity Contracts
61689	ATHENE ANN & LIFE CO	IA	2/18/1896	4/2/1914	\$ 106,295,323,481	\$ 1,278,851,700	\$ (229,345,997)	Disability, Excluding Managed Care; Life; Variable Life & Annuity Contracts
61492	ATHENE ANNUITY & LIFE ASSUR CO	DE	6/28/1909	6/30/1917	\$ 37,921,755,987	\$ 1,604,518,076	\$ (178,764,688)	Disability, Excluding Managed Care; Life; Variable Life & Annuity Contracts
61182	AURORA NATL LIFE ASSUR CO	CA	4/27/1961	6/23/1963	\$ 2,954,841,242	\$ 159,418,053	\$ 385,760	Disability, Excluding Managed Care; Life
61190	AUTO OWNERS LIFE INS CO	MI	9/28/1965	9/6/2005	\$ 4,655,564,394	\$ 618,681,709	\$ (39,315,996)	Disability, Excluding Managed Care; Life
61212	BALTIMORE LIFE INS CO	MD	3/27/1882	8/23/1991	\$ 1,299,385,484	\$ 87,534,651	\$ (819,236)	Disability, Excluding Managed Care; Life
61239	BANKERS FIDELITY LIFE INS CO	GA	6/13/1955	5/2/1997	\$ 162,489,106	\$ 38,625,280	\$ (1,509,250)	Disability, Excluding Managed Care; Life
61263	BANKERS LIFE & CAS CO	IL	4/6/1880	8/20/1952	\$ 18,541,687,264	\$ 1,241,219,543	\$ 197,950,864	Disability, Excluding Managed Care; Life
94250	BANNER LIFE INS CO	MD	9/21/1981	5/27/1982	\$ 7,266,835,983	\$ 766,352,702	\$ 25,400,552	Disability, Excluding Managed Care; Life; Variable Life & Annuity Contracts
61395	BENEFICIAL LIFE INS CO	UT	5/10/1905	6/7/1905	\$ 1,944,107,873	\$ 198,186,379	\$ 3,895,076	Disability, Excluding Managed Care; Life
64890	BERKLEY LIFE & HLTH INS CO	IA	11/19/1962	12/8/1964	\$ 478,171,510	\$ 293,720,173	\$ 57,382,210	Disability, Excluding Managed Care; Life
62345	BERKSHIRE HATHAWAY LIFE INS CO NE	NE	5/14/1993	1/26/1999	\$ 23,719,235,705	\$ 9,283,706,057	\$ 126,666,657	Life
71714	BERKSHIRE LIFE INS CO OF AMER	MA	5/11/2001	8/25/1976	\$ 4,680,799,785	\$ 220,882,643	\$ (3,852,743)	Disability, Excluding Managed Care; Life
90638	BEST LIFE & HLTH INS CO	TX	11/28/1962	7/20/1981	\$ 31,257,389	\$ 21,494,542	\$ 895,954	Disability, Excluding Managed Care; Life
62383	BESTOW LIFE INS CO	IA	5/10/1956	8/25/1978	\$ 129,508,705	\$ 9,795,266	\$ 15,916,773	Disability, Excluding Managed Care; Life
61476	BOSTON MUT LIFE INS CO	MA	8/18/1891	10/2/1980	\$ 1,633,959,318	\$ 284,154,230	\$ 10,768,692	Disability, Excluding Managed Care; Life
87726	BRIGHTHOUSE LIFE INS CO	DE	6/17/1863	6/25/1893	\$ 200,962,254,336	\$ 7,762,663,190	\$ 1,475,948,333	Casualty, Including Workers' Compensation; Disability, Excluding Managed Care; Life; Variable Life & Annuity Contracts
76694	CANADA LIFE REINS CO	PA	3/26/1969	7/18/1978	\$ 54,105,857	\$ 33,602,167	\$ 1,701,893	Disability, Excluding Managed Care; Life
61581	CAPITOL LIFE INS CO	TX	7/1/1905	6/13/1913	\$ 540,879,325	\$ 53,227,786	\$ 1,541,259	Disability, Excluding Managed Care; Life; Variable Life & Annuity Contracts

LIFE & ANNUITY COMPANIES

COCODE	COMPANY NAME	STATE OF DOMICILE	INCORPORATED DATE	IDAHO LICENSED DATE	TOTAL ASSETS	CAPITAL AND SURPLUS	NET INCOME	LINE(S) OF BUSINESS
61735	CENTRAL SECURITY LIFE INS CO	TX	2/19/1955	11/8/1983	\$ 81,196,609	\$ 6,936,287	\$ 320,054	Disability, Excluding Managed Care; Life
61751	CENTRAL STATES H & L CO OF OMAHA	NE	6/2/1932	4/1/1951	\$ 386,898,812	\$ 182,520,729	\$ 5,068,311	Disability, Excluding Managed Care; Life
80896	CENTRE LIFE INS CO	MA	10/7/1926	8/16/1977	\$ 1,450,191,917	\$ 83,227,200	\$ (1,989,401)	Disability, Excluding Managed Care; Life
61832	CHESAPEAKE LIFE INS CO	OK	4/20/1956	12/29/1967	\$ 251,111,134	\$ 113,336,602	\$ 30,567,916	Disability, Excluding Managed Care; Life
61859	CHRISTIAN FIDELITY LIFE INS CO	TX	4/25/1935	8/1/1988	\$ 43,991,805	\$ 17,097,833	\$ 6,019,142	Disability, Excluding Managed Care; Life
61875	CHURCH LIFE INS CORP	NY	6/24/1922	2/8/2005	\$ 309,408,002	\$ 77,851,221	\$ 3,503,663	Disability, Excluding Managed Care; Life
71463	CICA LIFE INS CO OF AMER	CO	2/14/1968	8/1/1997	\$ 151,530,070	\$ 43,138,376	\$ 9,694,318	Disability, Excluding Managed Care; Life
67369	CIGNA HLTH & LIFE INS CO	CT	5/2/1963	6/24/1975	\$ 13,549,852,791	\$ 5,700,259,211	\$ 1,965,550,997	Disability, Excluding Managed Care; Life; Variable Life & Annuity Contracts
15691	CLEAR SPRING LIFE INS CO	TX	1/30/2015	5/17/2018	\$ 204,544,901	\$ 58,139,542	\$ 786,666	Life
93432	CM LIFE INS CO	CT	4/25/1980	3/31/1982	\$ 9,072,052,058	\$ 1,634,330,856	\$ 86,215,208	Disability, Excluding Managed Care; Life; Variable Life & Annuity Contracts
62626	CMFG LIFE INS CO	IA	5/20/1935	7/3/1956	\$ 26,335,578,157	\$ 2,824,136,944	\$ 217,404,000	Disability, Excluding Managed Care; Life; Variable Life & Annuity Contracts
62049	COLONIAL LIFE & ACCIDENT INS CO	SC	4/18/1939	2/21/1963	\$ 3,861,408,281	\$ 705,185,891	\$ 254,907,028	Disability, Excluding Managed Care; Life
62065	COLONIAL PENN LIFE INS CO	PA	12/3/1957	10/19/1967	\$ 884,820,167	\$ 84,541,868	\$ (41,005,943)	Disability, Excluding Managed Care; Life; Variable Life & Annuity Contracts
76023	COLUMBIAN LIFE INS CO	IL	3/18/1988	9/3/1999	\$ 387,852,923	\$ 40,579,866	\$ (8,231,673)	Disability, Excluding Managed Care; Life
62103	COLUMBIAN MUT LIFE INS CO	NY	11/1/1882	10/3/1990	\$ 1,478,133,173	\$ 77,132,782	\$ 12,454,928	Disability, Excluding Managed Care; Life
99937	COLUMBUS LIFE INS CO	OH	9/8/1986	9/12/1995	\$ 4,628,747,618	\$ 372,440,791	\$ (6,914,291)	Disability, Excluding Managed Care; Life; Variable Life & Annuity Contracts
62146	COMBINED INS CO OF AMER	IL	10/11/1949	3/1/1948	\$ 2,672,901,562	\$ 412,294,646	\$ 155,144,014	Disability, Excluding Managed Care; Life
81426	COMMERCIAL TRAVELERS LIFE INS CO	NY	3/20/1883	8/13/1981	\$ 12,218,000	\$ 8,064,308	\$ (7,322,595)	Disability, Excluding Managed Care; Life
84824	COMMONWEALTH ANN & LIFE INS CO	MA	12/30/2002	1/1/1975	\$ 60,138,154,291	\$ 3,888,156,791	\$ 21,429,302	Disability, Excluding Managed Care; Life; Variable Life & Annuity Contracts
77828	COMPANION LIFE INS CO	SC	6/29/1970	9/16/1981	\$ 689,734,093	\$ 391,399,748	\$ 32,652,842	Disability, Excluding Managed Care; Life
62308	CONNECTICUT GEN LIFE INS CO	CT	6/22/1865	1/18/1946	\$ 21,459,674,009	\$ 6,385,256,459	\$ 2,634,174,954	Disability, Excluding Managed Care; Life; Variable Life & Annuity Contracts
71730	CONTINENTAL AMER INS CO	NE	11/25/1968	12/4/2002	\$ 933,698,229	\$ 243,542,987	\$ (29,597,624)	Disability, Excluding Managed Care; Life
71404	CONTINENTAL GEN INS CO	TX	5/24/1961	7/25/1974	\$ 4,340,270,647	\$ 346,898,262	\$ 171,096,636	Disability, Excluding Managed Care; Life
68500	CONTINENTAL LIFE INS CO BRENTWOOD	TN	12/5/1983	10/26/1988	\$ 629,507,260	\$ 399,084,285	\$ 55,781,668	Disability, Excluding Managed Care; Life
68365	CORPORATE SOLUTIONS LIFE REINS CO	DE	5/20/1981	12/16/1981	\$ 20,868,254,594	\$ 1,903,111,780	\$ (352,195,337)	Life
94218	COUNTRY INVESTORS LIFE ASSUR CO	IL	10/13/1981	2/4/1999	\$ 322,987,832	\$ 216,218,120	\$ 5,389,667	Disability, Excluding Managed Care; Life; Variable Life & Annuity Contracts
62553	COUNTRY LIFE INS CO	IL	11/24/1928	11/8/1962	\$ 9,442,753,166	\$ 1,534,893,753	\$ 83,447,406	Disability, Excluding Managed Care; Life
56634	CROATIAN FRATERNAL UNION OF AMER	PA	5/31/1897	8/13/1931	\$ 510,702,838	\$ 62,433,845	\$ 4,126,811	Disability, Excluding Managed Care; Life; Variable Products
82880	CSI LIFE INS CO	NE	11/21/1973	9/10/2004	\$ 23,637,522	\$ 18,440,053	\$ 325,590	Disability, Excluding Managed Care; Life
71129	DEARBORN LIFE INS CO	IL	8/23/1966	8/28/1975	\$ 1,646,972,367	\$ 409,082,952	\$ (45,435,185)	Disability, Excluding Managed Care; Disability, Including Managed Care; Life

LIFE & ANNUITY COMPANIES

COCODE	COMPANY NAME	STATE OF DOMICILE	INCORPORATED DATE	IDAHO LICENSED DATE	TOTAL ASSETS	CAPITAL AND SURPLUS	NET INCOME	LINE(S) OF BUSINESS
62634	DELAWARE AMER LIFE INS CO	DE	11/4/1964	1/23/1978	\$ 106,302,988	\$ 53,025,013	\$ 1,107,730	Disability, Excluding Managed Care; Life
79065	DELAWARE LIFE INS CO	DE	1/12/1970	4/17/1973	\$ 44,380,688,239	\$ 2,076,341,963	\$ 241,023,903	Disability, Excluding Managed Care; Life; Variable Life & Annuity Contracts
81019	DESERET MUT INS CO	UT	12/31/1968	8/9/2004	\$ 26,904,569	\$ 4,868,155	\$ 1,273,253	Disability, Excluding Managed Care
97705	DIRECT GEN LIFE INS CO	SC	11/17/1982	6/22/1983	\$ 33,520,958	\$ 26,796,687	\$ 1,608,743	Disability, Excluding Managed Care; Life
84174	ELCO MUT LIFE & ANN	IL	3/15/1946	7/13/1982	\$ 993,118,837	\$ 76,111,573	\$ 2,750,458	Life
85561	ELIPS LIFE INS CO	MO	6/24/1975	12/30/1977	\$ 81,046,174	\$ 58,459,703	\$ (7,830,082)	Disability, Excluding Managed Care; Life
62928	EMC NATL LIFE CO	IA	8/1/1962	10/18/1974	\$ 844,862,084	\$ 106,542,991	\$ (2,912,952)	Disability, Excluding Managed Care; Life
68276	EMPLOYERS REASSUR CORP	KS	8/20/1986	7/13/1987	\$ 22,443,659,491	\$ 1,731,739,059	\$ (1,785,758,436)	Disability, Excluding Managed Care; Life
62880	EQUITABLE FINANCIAL LIFE & ANN CO	CO	1/18/1984	11/26/1985	\$ 587,020,178	\$ 54,600,941	\$ (26,966,058)	Disability, Excluding Managed Care; Life; Variable Life & Annuity Contracts
62944	EQUITABLE FINANCIAL LIFE INS CO	NY	7/26/1859	05/15/1896	\$ 248,026,695,567	\$ 5,393,873,655	\$ 1,002,316,068	Disability, Excluding Managed Care; Life; Variable Life & Annuity Contracts
78077	EQUITABLE FINANCIAL LIFE INS CO OF A	AZ	3/6/1969	4/15/1976	\$ 6,242,018,672	\$ 322,796,168	\$ (144,857,165)	Disability, Excluding Managed Care; Life; Variable Life & Annuity Contracts
62510	EQUITRUST LIFE INS CO	IL	6/3/1966	8/11/1971	\$ 25,685,495,837	\$ 1,631,789,889	\$ 278,476,425	Disability, Excluding Managed Care; Life; Variable Life & Annuity Contracts
57991	EVERENCE ASSN INC	IN	12/15/1964	10/19/1982	\$ 407,395,699	\$ 114,756,323	\$ (565,782)	Disability, Excluding Managed Care; Life; Variable Products
74209	EVERENCE INS CO	IN	2/4/1987	8/12/1988	\$ 20,035,107	\$ 14,592,532	\$ 171,977	Disability, Excluding Managed Care; Life
70866	EVERLAKE ASSUR CO	IL	6/28/1967	12/19/1967	\$ 172,727,052	\$ 34,711,720	\$ 3,182,429	Life; Variable Life & Annuity Contracts
60186	EVERLAKE LIFE INS CO	IL	3/6/1957	10/23/1957	\$ 28,147,608,877	\$ 2,601,249,675	\$ (150,507,529)	Disability, Excluding Managed Care; Life; Variable Life & Annuity Contracts
77968	FAMILY HERITAGE LIFE INS CO OF AMER	OH	8/22/1989	2/14/2000	\$ 1,588,075,444	\$ 155,617,214	\$ 40,382,980	Disability, Excluding Managed Care; Life
63053	FAMILY LIFE INS CO	TX	6/1/1949	7/9/1953	\$ 140,014,897	\$ 28,567,512	\$ 1,618,828	Disability, Excluding Managed Care; Life; Variable Life & Annuity Contracts
74004	FAMILY SERV LIFE INS CO	TX	5/4/1955	7/7/1988	\$ 251,647,424	\$ 37,957,609	\$ 2,871,695	Life
63088	FARM BUREAU LIFE INS CO	IA	10/30/1944	7/3/1995	\$ 9,888,530,598	\$ 670,755,419	\$ 109,159,113	Disability, Excluding Managed Care; Life; Variable Life & Annuity Contracts
63177	FARMERS NEW WORLD LIFE INS CO	WA	2/21/1910	12/3/1912	\$ 5,670,802,250	\$ 342,004,968	\$ 78,710,614	Disability, Excluding Managed Care; Life; Variable Life & Annuity Contracts
63223	FEDERAL LIFE INS CO	IL	9/8/1899	12/20/1971	\$ 270,505,966	\$ 18,454,552	\$ (2,099,286)	Disability, Excluding Managed Care; Life
63258	FEDERATED LIFE INS CO	MN	12/9/1958	8/5/1983	\$ 2,427,110,505	\$ 549,981,472	\$ 44,358,210	Disability, Excluding Managed Care; Life; Variable Life & Annuity Contracts
63274	FIDELITY & GUAR LIFE INS CO	IA	12/16/1959	6/15/1960	\$ 38,358,118,122	\$ 1,472,670,031	\$ 313,163,757	Disability, Excluding Managed Care; Life; Variable Life & Annuity Contracts
93696	FIDELITY INVESTMENTS LIFE INS CO	UT	5/13/1981	3/1/1984	\$ 44,295,432,969	\$ 1,086,824,079	\$ 125,980,897	Disability, Excluding Managed Care; Life; Variable Life & Annuity Contracts
63290	FIDELITY LIFE ASSN A LEGAL RESERVE L	IL	2/24/1896	3/18/1975	\$ 418,689,538	\$ 98,210,958	\$ (7,232,872)	Disability, Excluding Managed Care; Life
71870	FIDELITY SECURITY LIFE INS CO	MO	1/17/1969	4/1/1977	\$ 982,022,335	\$ 309,890,022	\$ 17,862,218	Disability, Excluding Managed Care; Life; Variable Life & Annuity Contracts
69140	FIRST ALLMERICA FIN LIFE INS CO	MA	3/16/1844	8/3/1948	\$ 3,262,611,927	\$ 121,501,310	\$ 7,107,171	Disability, Excluding Managed Care; Life; Variable Life & Annuity Contracts
56332	FIRST CATH SLOVAK LADIES ASSN USA	OH	10/20/1899	3/1/2008	\$ 1,116,473,668	\$ 109,319,050	\$ 1,756,438	Life; Variable Products
90328	FIRST HLTH LIFE & HLTH INS CO	TX	12/29/1978	9/30/1980	\$ 150,009,371	\$ 32,904,559	\$ 12,299,538	Disability, Excluding Managed Care; Life

LIFE & ANNUITY COMPANIES

COCODE	COMPANY NAME	STATE OF DOMICILE	INCORPORATED DATE	IDAHO LICENSED DATE	TOTAL ASSETS	CAPITAL AND SURPLUS	NET INCOME	LINE(S) OF BUSINESS
67652	FIRST PENN PACIFIC LIFE INS CO	IN	6/19/1963	7/11/1980	\$ 1,157,762,985	\$ 125,999,512	\$ 22,859,575	Disability, Excluding Managed Care; Life; Variable Life & Annuity Contracts
91642	FORETHOUGHT LIFE INS CO	IN	2/14/1980	8/6/1982	\$ 47,725,706,942	\$ 2,372,388,305	\$ 164,190,816	Disability, Excluding Managed Care; Life; Variable Life & Annuity Contracts
99775	FUNERAL DIRECTORS LIFE INS CO	TX	2/27/1981	2/19/1997	\$ 1,718,793,247	\$ 155,238,410	\$ 10,245,846	Disability, Excluding Managed Care; Life
63657	GARDEN STATE LIFE INS CO	TX	6/22/1956	6/25/1965	\$ 143,530,046	\$ 92,212,341	\$ 5,086,903	Disability, Excluding Managed Care; Life
56693	GCU	PA	3/20/1893	5/8/2018	\$ 2,413,827,402	\$ 209,241,589	\$ 32,840,354	Disability, Excluding Managed Care; Life
86258	GENERAL RE LIFE CORP	CT	6/1/1967	12/8/1987	\$ 5,020,166,571	\$ 878,096,087	\$ (89,613,150)	Disability, Excluding Managed Care; Life
94072	GENWORTH INS CO	NC	9/14/1981	7/13/1982	\$ 8,328,582	\$ 7,969,343	\$ (2,765,500)	Disability, Excluding Managed Care; Life
65536	GENWORTH LIFE & ANN INS CO	VA	3/21/1871	9/8/1982	\$ 19,843,610,642	\$ 864,579,614	\$ (62,339,165)	Disability, Excluding Managed Care; Life; Variable Life & Annuity Contracts
70025	GENWORTH LIFE INS CO	DE	9/28/1956	11/15/1956	\$ 41,320,999,565	\$ 2,937,134,087	\$ 810,031,618	Disability, Excluding Managed Care; Life
70939	GERBER LIFE INS CO	NY	12/22/1967	4/18/1969	\$ 5,146,709,453	\$ 540,052,453	\$ 29,351,683	Disability, Excluding Managed Care; Life
91472	GLOBE LIFE & ACCIDENT INS CO	NE	11/29/1979	12/31/1980	\$ 5,236,491,603	\$ 343,832,372	\$ 63,232,137	Disability, Excluding Managed Care; Life
62286	GOLDEN RULE INS CO	IN	6/17/1959	7/16/1982	\$ 575,797,329	\$ 246,937,493	\$ 120,204,623	Disability, Excluding Managed Care; Life
63967	GOVERNMENT PERSONNEL MUT LIFE INS CO	TX	5/15/1934	10/29/2002	\$ 799,829,933	\$ 96,520,314	\$ (12,144,687)	Disability, Excluding Managed Care; Life
67059	GPM HLTH & LIFE INS CO	TX	2/5/1965	4/26/1966	\$ 140,687,129	\$ 22,102,413	\$ 836,011	Disability, Excluding Managed Care; Life
93521	GRANULAR INS CO	SC	8/11/1980	12/31/1981	\$ 69,303,057	\$ 43,616,754	\$ (18,624,593)	Disability, Excluding Managed Care; Life
63312	GREAT AMER LIFE INS CO	OH	12/29/1961	3/31/1982	\$ 38,448,901,775	\$ 2,878,120,622	\$ 210,267,078	Disability, Excluding Managed Care; Life; Variable Life & Annuity Contracts
90212	GREAT SOUTHERN LIFE INS CO	TX	3/1/1909	12/31/1979	\$ 191,111,691	\$ 36,168,527	\$ (8,707,040)	Disability, Excluding Managed Care; Life
68322	GREAT W LIFE & ANN INS CO	CO	3/28/1907	10/6/1976	\$ 75,889,798,827	\$ 2,915,645,939	\$ 294,546,399	Disability, Excluding Managed Care; Life; Variable Life & Annuity Contracts
71480	GREAT WESTERN INS CO	IA	4/23/1983	4/29/1987	\$ 1,190,990,460	\$ 47,489,323	\$ 597,781	Life
64211	GUARANTEE TRUST LIFE INS CO	IL	5/16/1936	8/1/1961	\$ 791,179,955	\$ 153,503,930	\$ 24,296,352	Disability, Excluding Managed Care; Life
64238	GUARANTY INCOME LIFE INS CO	IA	1/19/1926	1/31/2020	\$ 3,458,117,086	\$ 631,728,482	\$ 19,750,016	Disability, Excluding Managed Care; Life
78778	GUARDIAN INS & ANN CO INC	DE	3/2/1970	12/8/1987	\$ 14,206,758,686	\$ 548,871,386	\$ 241,746,970	Life; Variable Life & Annuity Contracts
64246	GUARDIAN LIFE INS CO OF AMER	NY	4/10/1860	5/20/1947	\$ 72,127,284,885	\$ 8,588,950,717	\$ 361,772,122	Disability, Excluding Managed Care; Life; Small Group Risk Assuming Carrier; Variable Life & Annuity Contracts
83607	GUGGENHEIM LIFE & ANN CO	DE	8/29/1985	10/30/1990	\$ 14,709,467,938	\$ 1,163,256,031	\$ 88,726,057	Disability, Excluding Managed Care; Life
70815	HARTFORD LIFE & ACCIDENT INS CO	CT	2/14/1967	5/2/1968	\$ 13,021,602,658	\$ 2,410,145,835	\$ 26,385,962	Disability, Excluding Managed Care; Life; Variable Life & Annuity Contracts
92711	HCC LIFE INS CO	IN	12/3/1980	5/7/1982	\$ 1,491,254,010	\$ 750,025,986	\$ 177,124,424	Disability, Excluding Managed Care; Life
66141	HEALTH NET LIFE INS CO	CA	11/20/1986	7/25/1974	\$ 616,803,597	\$ 353,281,392	\$ (27,325,255)	Disability, Excluding Managed Care; Life
64394	HERITAGE LIFE INS CO	AZ	7/26/1957	7/19/1965	\$ 7,707,647,770	\$ 960,690,540	\$ 77,601,690	Disability, Excluding Managed Care; Life
93440	HM LIFE INS CO	PA	5/11/1981	3/30/1982	\$ 881,338,507	\$ 498,112,637	\$ 46,469,358	Disability, Excluding Managed Care; Life
64505	HOMESTEADERS LIFE CO	IA	1/5/1906	11/24/1986	\$ 3,451,571,841	\$ 194,653,110	\$ 4,487,516	Life; Variable Life & Annuity Contracts
64513	HORACE MANN LIFE INS CO	IL	8/9/1949	5/9/1960	\$ 9,032,107,344	\$ 472,568,860	\$ 34,619,338	Disability, Excluding Managed Care; Life; Variable Life & Annuity Contracts
91693	IA AMER LIFE INS CO	TX	5/30/1980	6/30/1981	\$ 267,425,829	\$ 143,360,668	\$ 2,733,225	Disability, Excluding Managed Care; Life
97764	IDEALIFE INS CO	CT	6/1/1981	12/12/1986	\$ 20,274,879	\$ 18,827,914	\$ 4,258,886	Disability, Excluding Managed Care; Life
64580	ILLINOIS MUT LIFE INS CO	IL	7/9/1912	5/28/1991	\$ 1,594,974,779	\$ 277,623,608	\$ 7,685,163	Disability, Excluding Managed Care; Life

LIFE & ANNUITY COMPANIES

COCODE	COMPANY NAME	STATE OF DOMICILE	INCORPORATED DATE	IDAHO LICENSED DATE	TOTAL ASSETS	CAPITAL AND SURPLUS	NET INCOME	LINE(S) OF BUSINESS
64602	INDEPENDENCE LIFE & ANN CO	DE	10/11/1945	7/13/1956	\$ 3,445,747,167	\$ 189,461,715	\$ 2,126,887	Disability, Excluding Managed Care; Life; Variable Life & Annuity Contracts
58068	INDEPENDENT ORDER OF FORESTERS US BR	NY	7/23/1881	7/14/1950	\$ 4,030,547,085	\$ 209,679,728	\$ (122,932,907)	Disability, Excluding Managed Care; Life; Variable Products
81779	INDIVIDUAL ASSUR CO LIFE HLTH & ACC	OK	10/18/1973	9/2/1981	\$ 18,670,885	\$ 8,664,848	\$ (125,669)	Disability, Excluding Managed Care; Life
14406	INDUSTRIAL ALLIANCE INS & FIN SERV I	TX	4/29/1967	3/11/2013	\$ 295,193,989	\$ 38,414,369	\$ (9,927,060)	Disability, Excluding Managed Care; Life
74780	INTEGRITY LIFE INS CO	OH	5/3/1966	7/23/1982	\$ 9,956,306,342	\$ 1,481,433,507	\$ 28,232,604	Disability, Excluding Managed Care; Life; Variable Life & Annuity Contracts
64904	INVESTORS HERITAGE LIFE INS CO	KY	8/31/1960	10/29/2019	\$ 1,398,358,916	\$ 170,840,794	\$ 4,952,911	Disability, Excluding Managed Care; Life
63487	INVESTORS LIFE INS CO N AMER	TX	6/18/1963	9/24/1968	\$ 512,494,416	\$ 25,741,728	\$ 2,458,388	Disability, Excluding Managed Care; Life; Variable Life & Annuity Contracts
65056	JACKSON NATL LIFE INS CO	MI	6/19/1961	6/12/1981	\$ 303,194,152,849	\$ 6,098,185,448	\$ 4,212,651,852	Disability, Excluding Managed Care; Life; Variable Life & Annuity Contracts
64017	JEFFERSON NATL LIFE INS CO	TX	2/8/1937	9/20/1966	\$ 10,806,986,316	\$ 102,595,636	\$ 17,823,988	Disability, Excluding Managed Care; Life; Variable Life & Annuity Contracts
65080	JOHN ALDEN LIFE INS CO	WI	5/17/1973	8/6/1973	\$ 181,736,056	\$ 20,751,116	\$ 867,939	Disability, Excluding Managed Care; Life
93610	JOHN HANCOCK LIFE & HLTH INS CO	MA	5/27/1981	7/13/1982	\$ 19,441,075,660	\$ 1,448,362,138	\$ 156,780,279	Disability, Excluding Managed Care; Life; Variable Life & Annuity Contracts
65838	JOHN HANCOCK LIFE INS CO USA	MI	8/20/1955	6/20/1956	\$ 273,009,574,500	\$ 10,411,620,507	\$ 1,220,559,778	Disability, Excluding Managed Care; Life; Variable Life & Annuity Contracts
65129	KANSAS CITY LIFE INS CO	MO	5/1/1895	6/24/1913	\$ 3,770,712,048	\$ 245,300,280	\$ (5,494,496)	Disability, Excluding Managed Care; Life; Variable Life & Annuity Contracts
58033	KNIGHTS OF COLUMBUS	CT	3/29/1882	1/1/1904	\$ 28,838,421,843	\$ 2,651,213,093	\$ 70,275,618	Disability, Excluding Managed Care; Life; Variable Products
65242	LAFAYETTE LIFE INS CO	OH	12/26/1905	9/25/1973	\$ 6,345,546,148	\$ 404,273,419	\$ (9,429,093)	Disability, Excluding Managed Care; Life
82252	LANDMARK LIFE INS CO	TX	8/6/1964	5/18/2011	\$ 49,081,412	\$ 5,322,645	\$ (203,027)	Life
71323	LANGHORNE REINS AZ LTD	AZ	5/4/1964	2/1/2006	\$ 9,661,065	\$ 8,925,501	\$ (729,508)	Disability, Excluding Managed Care; Life
68543	LIBERTY BANKERS LIFE INS CO	OK	11/14/1957	7/23/1987	\$ 2,323,597,819	\$ 278,414,844	\$ 14,107,666	Disability, Excluding Managed Care; Life
65331	LIBERTY NATL LIFE INS CO	NE	7/1/1929	1/15/1980	\$ 8,756,812,333	\$ 579,713,452	\$ 102,768,124	Disability, Excluding Managed Care; Life; Variable Life & Annuity Contracts
65498	LIFE INS CO OF N AMER	PA	9/21/1956	7/10/1957	\$ 9,002,176,124	\$ 1,670,203,515	\$ (79,965,689)	Disability, Excluding Managed Care; Life
65528	LIFE INS CO OF THE SOUTHWEST	TX	3/7/1955	4/27/1982	\$ 27,512,074,174	\$ 1,973,930,974	\$ 318,505,246	Disability, Excluding Managed Care; Life; Variable Life & Annuity Contracts
97691	LIFE OF THE SOUTH INS CO	GA	9/22/1981	9/14/2006	\$ 143,929,588	\$ 31,331,885	\$ 2,542,037	Disability, Excluding Managed Care; Life
91898	LIFECARE ASSUR CO	AZ	1/30/1980	5/9/2016	\$ 2,932,963,132	\$ 100,035,571	\$ 7,192,333	Disability, Excluding Managed Care; Life
97985	LIFEMAP ASSUR CO	OR	9/22/1964	12/17/1987	\$ 107,204,212	\$ 61,672,020	\$ (2,129,583)	Disability, Excluding Managed Care; Life
77720	LIFESecure INS CO	MI	6/11/1954	3/1/1983	\$ 582,746,331	\$ 55,406,776	\$ 2,867,200	Disability, Excluding Managed Care; Life
99724	LIFESHIELD NATL INS CO	OK	4/28/1982	3/3/1986	\$ 78,603,174	\$ 23,075,250	\$ (77,275)	Disability, Excluding Managed Care; Life
65595	LINCOLN BENEFIT LIFE CO	NE	10/18/1938	4/1/1973	\$ 12,067,350,832	\$ 436,822,359	\$ 42,861,542	Disability, Excluding Managed Care; Life; Variable Life & Annuity Contracts
65927	LINCOLN HERITAGE LIFE INS CO	IL	8/15/1963	5/19/1975	\$ 1,118,061,836	\$ 89,871,959	\$ 12,197,102	Disability, Excluding Managed Care; Life
62057	LINCOLN LIFE & ANN CO OF NY	NY	10/27/1897	11/3/1977	\$ 17,305,705,846	\$ 991,265,627	\$ 38,527,152	Disability, Excluding Managed Care; Life
65676	LINCOLN NATL LIFE INS CO	IN	6/12/1905	9/19/1937	\$ 317,031,663,433	\$ 8,447,054,015	\$ (1,289,611,084)	Disability, Excluding Managed Care; Life; Small Group Risk Assuming Carrier; Variable Life & Annuity Contracts

LIFE & ANNUITY COMPANIES

COCODE	COMPANY NAME	STATE OF DOMICILE	INCORPORATED DATE	IDAHO LICENSED DATE	TOTAL ASSETS	CAPITAL AND SURPLUS	NET INCOME	LINE(S) OF BUSINESS
60232	LOMBARD INTL LIFE ASSUR CO	PA	1/29/1960	4/30/1996	\$ 7,923,838,958	\$ 17,629,176	\$ (4,054,888)	Disability, Excluding Managed Care; Life; Variable Life & Annuity Contracts
65722	LOYAL AMER LIFE INS CO	OH	5/18/1955	7/3/1972	\$ 403,004,012	\$ 133,625,910	\$ 18,876,841	Disability, Excluding Managed Care; Life
73504	LUMICO LIFE INS CO	MO	11/2/1965	12/27/1971	\$ 201,910,161	\$ 85,269,629	\$ (10,684,666)	Disability, Excluding Managed Care; Life
57967	LUSO AMER LIFE INS SOCIETY	CA	7/1/1957	3/22/1991	\$ 136,150,844	\$ 7,254,358	\$ (1,397,221)	Disability, Excluding Managed Care; Life; Variable Products
65781	MADISON NATL LIFE INS CO INC	WI	10/17/1961	12/23/1987	\$ 236,918,791	\$ 92,943,897	\$ 12,259,101	Disability, Excluding Managed Care; Life
65870	MANHATTAN LIFE INS CO	NY	5/29/1850	8/24/1959	\$ 632,557,107	\$ 77,617,316	\$ 9,933,201	Disability, Excluding Managed Care; Life
67083	MANHATTAN NATL LIFE INS CO	OH	12/20/1956	8/21/1963	\$ 141,249,735	\$ 13,092,658	\$ (910,538)	Disability, Excluding Managed Care; Life
61883	MANHATTANLIFE INS & ANN CO	TX	10/22/1962	9/7/1966	\$ 792,003,523	\$ 219,394,793	\$ 9,634,800	Disability, Excluding Managed Care; Life
65935	MASSACHUSETTS MUT LIFE INS CO	MA	5/15/1851	9/15/1949	\$ 314,967,246,427	\$ 26,979,255,992	\$ 317,954,007	Disability, Excluding Managed Care; Life; Variable Life & Annuity Contracts
69515	MEDAMERICA INS CO	PA	4/5/1966	8/19/1987	\$ 1,146,305,583	\$ 40,540,192	\$ (69,509,385)	Disability, Excluding Managed Care; Life
79987	MEDICO CORP LIFE INS CO	IA	3/16/1960	7/19/2006	\$ 72,949,293	\$ 27,779,983	\$ 500,082	Disability, Excluding Managed Care; Life
31119	MEDICO INS CO	IA	4/26/1930	9/5/1962	\$ 75,035,590	\$ 32,391,672	\$ 1,392,851	Disability, Excluding Managed Care; Life
65641	MEDICO LIFE & HLTH INS CO	IA	9/13/1935	9/3/1949	\$ 13,975,825	\$ 11,471,434	\$ 334,252	Disability, Excluding Managed Care; Life
86126	MEMBERS LIFE INS CO	IA	2/27/1976	9/22/1978	\$ 386,649,670	\$ 35,636,632	\$ (682,481)	Disability, Excluding Managed Care; Life; Variable Life & Annuity Contracts
65951	MERIT LIFE INS CO	TX	9/11/1957	12/8/1975	\$ 56,931,992	\$ 25,016,385	\$ (5,570,436)	Disability, Excluding Managed Care; Life
65978	METROPOLITAN LIFE INS CO	NY	3/24/1868	3/2/1915	\$ 404,288,240,137	\$ 11,803,775,992	\$ 4,791,211,398	Disability, Excluding Managed Care; Life; Variable Life & Annuity Contracts
97136	METROPOLITAN TOWER LIFE INS CO	NE	3/4/1982	10/5/1983	\$ 43,883,021,419	\$ 1,638,210,459	\$ 147,477,950	Disability, Excluding Managed Care; Life; Variable Life & Annuity Contracts
66087	MID WEST NATL LIFE INS CO OF TN	TX	3/1/1965	7/5/1985	\$ 42,898,014	\$ 19,712,614	\$ (12,869,797)	Disability, Excluding Managed Care; Life
66044	MIDLAND NATL LIFE INS CO	IA	8/30/1906	4/2/1926	\$ 74,313,640,100	\$ 5,248,442,313	\$ 985,380,187	Disability, Excluding Managed Care; Life; Variable Life & Annuity Contracts
66109	MIDWESTERN UNITED LIFE INS CO	IN	5/4/1948	6/22/1962	\$ 248,127,089	\$ 145,305,906	\$ (618,534)	Disability, Excluding Managed Care; Life
66168	MINNESOTA LIFE INS CO	MN	8/6/1880	10/7/1947	\$ 66,996,357,915	\$ 3,402,930,077	\$ (478,178,989)	Disability, Excluding Managed Care; Life; Variable Life & Annuity Contracts
70416	MML BAY STATE LIFE INS CO	CT	4/1/1935	7/20/1981	\$ 5,462,847,319	\$ 265,429,591	\$ 18,587,750	Disability, Excluding Managed Care; Life; Variable Life & Annuity Contracts
57541	MODERN WOODMEN OF AMER	IL	5/5/1884	5/29/1901	\$ 17,486,511,569	\$ 2,399,671,362	\$ (87,116,391)	Life; Variable Products
66370	MONY LIFE INS CO	NY	4/12/1842	07/25/1893	\$ 6,597,572,464	\$ 334,549,414	\$ 18,267,922	Disability, Excluding Managed Care; Life; Variable Life & Annuity Contracts
66346	MUNICH AMER REASSUR CO	GA	10/29/1959	6/4/1981	\$ 9,175,959,502	\$ 607,698,403	\$ (257,930,990)	Disability, Excluding Managed Care; Life
69604	MUNICH RE US LIFE CORP	GA	1/25/1984	3/22/1991	\$ 9,139,737	\$ 7,997,829	\$ (35,949)	Disability, Excluding Managed Care; Life; Variable Life & Annuity Contracts
88668	MUTUAL OF AMER LIFE INS CO	NY	1/3/1945	11/30/1982	\$ 28,283,361,331	\$ 762,088,017	\$ 39,603,626	Disability, Excluding Managed Care; Life; Variable Life & Annuity Contracts
71412	MUTUAL OF OMAHA INS CO	NE	3/5/1909	4/1/1920	\$ 10,341,789,035	\$ 3,996,597,022	\$ 191,469,824	Disability, Excluding Managed Care; Life
66427	MUTUAL TRUST LIFE INS CO A PAN AMER	IL	12/5/1904	12/15/1969	\$ 2,259,525,399	\$ 165,051,046	\$ (3,032,725)	Disability, Excluding Managed Care; Life; Variable Life & Annuity Contracts
93734	NASSAU LIFE & ANN CO	CT	11/2/1981	8/6/1982	\$ 1,935,620,970	\$ 116,517,094	\$ (131,347,233)	Disability, Excluding Managed Care; Life; Variable Life & Annuity Contracts

LIFE & ANNUITY COMPANIES

COCODE	COMPANY NAME	STATE OF DOMICILE	INCORPORATED DATE	IDAHO LICENSED DATE	TOTAL ASSETS	CAPITAL AND SURPLUS	NET INCOME	LINE(S) OF BUSINESS
67814	NASSAU LIFE INS CO	NY	5/1/1851	4/22/1927	\$ 14,014,452,354	\$ 376,378,554	\$ 90,735,222	Disability, Excluding Managed Care; Life; Variable Life & Annuity Contracts
68284	NASSAU LIFE INS CO OF KS	KS	5/26/1913	11/5/1959	\$ 77,911,433	\$ 14,316,592	\$ 1,562,169	Disability, Excluding Managed Care; Life
61409	NATIONAL BENEFIT LIFE INS CO	NY	6/18/1962	5/31/1968	\$ 674,951,355	\$ 133,588,387	\$ 26,142,138	Disability, Excluding Managed Care; Life
66540	NATIONAL FARMERS UNION LIFE INS CO	TX	12/7/1937	7/1/1950	\$ 158,842,069	\$ 29,476,237	\$ 2,972,047	Disability, Excluding Managed Care; Life
66583	NATIONAL GUARDIAN LIFE INS CO	WI	9/28/1909	11/3/1965	\$ 4,698,134,728	\$ 495,092,386	\$ 77,113,595	Disability, Excluding Managed Care; Life
82538	NATIONAL HLTH INS CO	TX	8/30/1965	6/29/1981	\$ 181,107,204	\$ 79,857,892	\$ 2,016,965	Disability, Excluding Managed Care; Life
66680	NATIONAL LIFE INS CO	VT	11/13/1848	5/31/1946	\$ 11,011,777,055	\$ 2,878,845,723	\$ 12,804,282	Disability, Excluding Managed Care; Life; Variable Life & Annuity Contracts
87963	NATIONAL TEACHERS ASSOC LIFE INS CO	TX	7/14/1938	6/8/1999	\$ 657,112,061	\$ 49,518,752	\$ 27,243,562	Disability, Excluding Managed Care; Life
66850	NATIONAL WESTERN LIFE INS CO	CO	7/16/1956	10/16/1959	\$ 10,771,683,261	\$ 1,580,175,834	\$ 64,440,912	Disability, Excluding Managed Care; Life
92657	NATIONWIDE LIFE & ANN INS CO	OH	2/9/1981	3/12/1998	\$ 42,615,377,594	\$ 2,553,414,044	\$ 27,549,872	Disability, Excluding Managed Care; Life; Variable Life & Annuity Contracts
66869	NATIONWIDE LIFE INS CO	OH	3/21/1929	12/9/1955	\$ 178,832,416,721	\$ 9,091,391,337	\$ 1,493,939,275	Disability, Excluding Managed Care; Life; Variable Life & Annuity Contracts
98205	NATL FOUNDATION LIFE INS CO	TX	8/2/1983	12/30/1983	\$ 94,210,907	\$ 55,591,174	\$ 21,666,364	Disability, Excluding Managed Care; Life
91626	NEW ENGLAND LIFE INS CO	MA	9/12/1980	9/25/1981	\$ 9,856,907,299	\$ 138,743,765	\$ 37,952,985	Disability, Excluding Managed Care; Life; Variable Life & Annuity Contracts
91596	NEW YORK LIFE INS & ANN CORP	DE	11/3/1980	7/21/1981	\$ 183,131,164,190	\$ 9,734,361,007	\$ 485,634,924	Disability, Excluding Managed Care; Life; Variable Life & Annuity Contracts
66915	NEW YORK LIFE INS CO	NY	5/21/1841	5/1/1896	\$ 213,695,809,636	\$ 24,566,360,467	\$ 1,309,365,506	Disability, Excluding Managed Care; Life; Variable Life & Annuity Contracts
66974	NORTH AMER CO LIFE & HLTH INS	IA	5/13/1886	7/9/1908	\$ 35,313,300,535	\$ 1,930,924,306	\$ 380,215,049	Disability, Excluding Managed Care; Life
69000	NORTHWESTERN LONG TERM CARE INS CO	WI	9/18/1953	9/20/1965	\$ 319,974,850	\$ 218,270,326	\$ 9,372,760	Disability, Excluding Managed Care; Life
67091	NORTHWESTERN MUT LIFE INS CO	WI	3/2/1857	5/1/1896	\$ 334,653,758,345	\$ 29,283,152,351	\$ 674,646,049	Disability, Excluding Managed Care; Life; Variable Life & Annuity Contracts
81353	NYLIFE INS CO OF AZ	AZ	7/23/1987	3/15/1991	\$ 159,007,078	\$ 109,121,503	\$ (1,980,097)	Disability, Excluding Managed Care; Life; Variable Life & Annuity Contracts
67148	OCCIDENTAL LIFE INS CO OF NC	TX	6/13/1906	7/27/1948	\$ 295,268,161	\$ 36,589,214	\$ 4,359,048	Disability, Excluding Managed Care; Life
68446	OCEANVIEW LIFE & ANNUITY CO	CO	1/8/1965	5/16/1968	\$ 3,661,730,723	\$ 308,458,477	\$ (29,399,690)	Disability, Excluding Managed Care; Life
89206	OHIO NATL LIFE ASSUR CORP	OH	6/26/1979	6/12/1980	\$ 3,181,380,376	\$ 246,811,545	\$ 12,636,913	Disability, Excluding Managed Care; Life; Variable Life & Annuity Contracts
67172	OHIO NATL LIFE INS CO	OH	9/9/1909	5/11/1933	\$ 28,854,256,637	\$ 1,455,535,995	\$ 391,130,415	Disability, Excluding Managed Care; Life; Variable Life & Annuity Contracts
67180	OHIO STATE LIFE INS CO	TX	2/26/1906	5/7/1982	\$ 148,737,634	\$ 18,706,862	\$ (805,597)	Disability, Excluding Managed Care; Life
67199	OLD AMER INS CO	MO	12/11/1939	7/31/1969	\$ 303,074,841	\$ 18,267,927	\$ (3,235,047)	Disability, Excluding Managed Care; Life
67261	OLD REPUBLIC LIFE INS CO	IL	4/17/1923	1/8/1948	\$ 106,757,594	\$ 48,034,853	\$ 3,814,971	Disability, Excluding Managed Care; Life
76007	OLD UNITED LIFE INS CO	AZ	11/15/1963	8/25/1995	\$ 129,780,279	\$ 89,398,788	\$ 626,312	Disability, Excluding Managed Care; Life
13100	OMAHA INS CO	NE	11/7/2006	8/24/2018	\$ 114,650,585	\$ 52,683,766	\$ (2,159,474)	Disability, Excluding Managed Care
69647	OPTUM INS OF OH INC	OH	10/19/1948	10/16/1991	\$ 251,668,603	\$ 39,509,390	\$ 27,256,836	Disability, Excluding Managed Care; Life

LIFE & ANNUITY COMPANIES

COCODE	COMPANY NAME	STATE OF DOMICILE	INCORPORATED DATE	IDAHO LICENSED DATE	TOTAL ASSETS	CAPITAL AND SURPLUS	NET INCOME	LINE(S) OF BUSINESS
56383	ORDER OF UNITED COMMERCIAL TRAVELERS	OH	10/4/1890	1/1/1906	\$ 13,051,068	\$ 6,371,055	\$ (1,140,920)	Disability, Excluding Managed Care
76112	OXFORD LIFE INS CO	AZ	7/27/1965	12/20/1985	\$ 2,955,504,354	\$ 230,202,027	\$ 23,217,019	Disability, Excluding Managed Care; Life
64343	PACIFIC GUARDIAN LIFE INS CO LTD	HI	8/3/1961	4/1/1973	\$ 594,876,220	\$ 86,263,745	\$ (794,918)	Disability, Excluding Managed Care; Life
97268	PACIFIC LIFE & ANN CO	AZ	9/20/1982	9/30/1990	\$ 8,615,148,090	\$ 536,877,265	\$ 59,681,834	Disability, Excluding Managed Care; Life; Variable Life & Annuity Contracts
67466	PACIFIC LIFE INS CO	NE	1/2/1868	8/3/1936	\$ 178,066,203,365	\$ 11,353,204,013	\$ (750,924,369)	Disability, Excluding Managed Care; Life; Variable Life & Annuity Contracts
93459	PAN AMER ASSUR CO	LA	5/19/1981	10/17/2002	\$ 26,738,861	\$ 19,879,956	\$ 103,001	Life; Variable Life & Annuity Contracts
67539	PAN AMER LIFE INS CO	LA	3/28/1911	10/1/1996	\$ 1,235,957,975	\$ 267,938,092	\$ 9,367,658	Disability, Excluding Managed Care; Life
60003	PARK AVENUE LIFE INS CO	DE	11/19/1964	1/10/1991	\$ 199,379,817	\$ 46,656,134	\$ 5,040,343	Disability, Excluding Managed Care; Life
71099	PARKER CENTENNIAL ASSUR CO	WI	1/8/1973	9/9/1975	\$ 99,066,301	\$ 47,861,402	\$ 1,774,762	Disability, Excluding Managed Care; Life
74900	PARTNERRE LIFE REINS CO OF AMER	AR	7/8/1964	10/4/1976	\$ 417,345,464	\$ 48,823,425	\$ (15,868,453)	Disability, Excluding Managed Care; Life
67598	PAUL REVERE LIFE INS CO	MA	6/10/1930	9/4/1930	\$ 745,407,679	\$ 270,035,236	\$ 24,734,812	Disability, Excluding Managed Care; Life
93777	PAVONIA LIFE INS CO OF MI	MI	12/18/1980	8/16/1991	\$ 1,005,084,483	\$ 54,756,416	\$ 5,101,623	Disability, Excluding Managed Care; Life
93262	PENN INS & ANN CO	DE	7/3/1980	10/15/1981	\$ 9,532,581,807	\$ 668,996,513	\$ (39,654,362)	Disability, Excluding Managed Care; Life; Variable Life & Annuity Contracts
67644	PENN MUT LIFE INS CO	PA	2/24/1847	4/8/1902	\$ 27,994,865,150	\$ 2,571,598,663	\$ (82,412,084)	Disability, Excluding Managed Care; Life; Variable Life & Annuity Contracts
67784	PHILADELPHIA AMER LIFE INS CO	TX	1/6/1978	3/1/1978	\$ 390,384,465	\$ 84,630,752	\$ 8,512,413	Disability, Excluding Managed Care; Life
93548	PHL VARIABLE INS CO	CT	7/15/1981	6/7/1983	\$ 5,172,970,506	\$ 52,996,938	\$ 6,716,850	Disability, Excluding Managed Care; Life; Variable Life & Annuity Contracts
72125	PHYSICIANS LIFE INS CO	NE	1/15/1970	11/30/1970	\$ 1,783,038,717	\$ 172,465,132	\$ 1,572,467	Disability, Excluding Managed Care; Life
80578	PHYSICIANS MUT INS CO	NE	2/10/1902	8/2/1965	\$ 2,785,093,783	\$ 1,161,692,328	\$ 61,571,725	Disability, Excluding Managed Care; Marine and Transportation
67873	PIONEER AMER INS CO	TX	4/23/1946	12/18/1958	\$ 122,255,506	\$ 45,288,401	\$ (3,678,560)	Disability, Excluding Managed Care; Life
67911	PIONEER MUT LIFE INS CO	ND	1/1/2002	1/20/1948	\$ 63,904,864	\$ 52,375,127	\$ 26,277,451	Disability, Excluding Managed Care; Life
67946	PIONEER SECURITY LIFE INS CO	TX	1/12/1955	4/14/1982	\$ 192,026,071	\$ 144,028,487	\$ (774,852)	Disability, Excluding Managed Care; Life
97152	PLATEAU INS CO	TN	7/15/1983	9/29/2017	\$ 28,922,886	\$ 19,232,749	\$ 475,992	Disability, Excluding Managed Care; Life
65919	PRIMERICA LIFE INS CO	TN	9/19/1927	2/12/1952	\$ 2,064,288,732	\$ 779,619,829	\$ 257,294,190	Disability, Excluding Managed Care; Life
61271	PRINCIPAL LIFE INS CO	IA	6/24/1879	8/13/1901	\$ 239,357,448,929	\$ 5,375,185,162	\$ 961,739,798	Disability, Excluding Managed Care; Life; Variable Life & Annuity Contracts
71161	PRINCIPAL NATL LIFE INS CO	IA	11/6/1967	10/2/1972	\$ 832,398,779	\$ 269,502,259	\$ (2,018,827)	Disability, Excluding Managed Care; Life; Variable Life & Annuity Contracts
68047	PROFESSIONAL INS CO	TX	11/12/1936	8/31/1995	\$ 84,509,800	\$ 27,158,971	\$ 3,554,812	Disability, Excluding Managed Care; Life
68136	PROTECTIVE LIFE INS CO	TN	7/24/1907	1/27/1971	\$ 80,820,816,207	\$ 5,318,569,906	\$ 539,317,360	Disability, Excluding Managed Care; Life; Variable Life & Annuity Contracts
67903	PROVIDENT AMER LIFE & HLTH INS CO	OH	4/6/1949	8/19/1987	\$ 10,972,245	\$ 10,202,161	\$ 1,027,561	Disability, Excluding Managed Care; Life
68195	PROVIDENT LIFE & ACCIDENT INS CO	TN	5/24/1887	1/1/1928	\$ 6,214,223,444	\$ 971,337,054	\$ 341,335,289	Disability, Excluding Managed Care; Life
68209	PROVIDENT LIFE & CAS INS CO	TN	10/17/1951	11/26/1985	\$ 861,861,486	\$ 173,549,825	\$ 30,791,107	Disability, Excluding Managed Care; Life
79227	PRUCO LIFE INS CO	AZ	12/23/1971	5/17/1976	\$ 166,574,928,157	\$ 5,954,606,386	\$ 1,525,464,752	Disability, Excluding Managed Care; Life; Variable Life & Annuity Contracts

LIFE & ANNUITY COMPANIES

COCODE	COMPANY NAME	STATE OF DOMICILE	INCORPORATED DATE	IDAHO LICENSED DATE	TOTAL ASSETS	CAPITAL AND SURPLUS	NET INCOME	LINE(S) OF BUSINESS
86630	PRUDENTIAL ANN LIFE ASSUR CORP	AZ	5/21/1969	4/5/1977	\$ 48,354,485,824	\$ 1,013,904,526	\$ 3,532,237,628	Disability, Excluding Managed Care; Life; Variable Life & Annuity Contracts
68241	PRUDENTIAL INS CO OF AMER	NJ	4/3/1873	1/1/1902	\$ 324,304,204,456	\$ 19,122,935,827	\$ 963,490,412	Disability, Excluding Managed Care; Life; Variable Life & Annuity Contracts
93629	PRUDENTIAL RETIREMENT INS & ANN CO	CT	1/14/1981	12/16/1987	\$ 100,288,467,820	\$ 1,495,239,642	\$ 367,231,617	Disability, Excluding Managed Care; Life; Variable Life & Annuity Contracts
71390	PURITAN LIFE INS CO OF AMER	AZ	6/2/1958	9/15/1980	\$ 271,630,518	\$ 27,466,530	\$ (4,208,618)	Disability, Excluding Managed Care; Life
68357	RELIABLE LIFE INS CO	MO	12/29/1911	12/4/1970	\$ 38,192,871	\$ 15,511,765	\$ 852,829	Disability, Excluding Managed Care; Life
68381	RELIANCE STANDARD LIFE INS CO	IL	4/2/1907	7/20/1966	\$ 18,943,596,498	\$ 1,843,075,953	\$ 131,658,354	Disability, Excluding Managed Care; Life
67105	RELIASTAR LIFE INS CO	MN	9/15/1885	4/30/1901	\$ 15,173,439,669	\$ 1,781,654,986	\$ (1,290,397,325)	Disability, Excluding Managed Care; Life; Variable Life & Annuity Contracts
61360	RELIASTAR LIFE INS CO OF NY	NY	6/11/1917	5/6/1949	\$ 2,258,616,497	\$ 433,037,206	\$ 106,987,013	Disability, Excluding Managed Care; Life; Variable Life & Annuity Contracts
61700	RENAISSANCE LIFE & HLTH INS CO OF AM	IN	4/29/1953	8/25/1953	\$ 97,866,573	\$ 48,945,504	\$ (3,509,458)	Disability, Excluding Managed Care; Life
68462	RESERVE NATL INS CO	IL	9/19/1956	9/25/1978	\$ 50,764,931	\$ 24,733,470	\$ 2,632,651	Disability, Excluding Managed Care; Life
61506	RESOURCE LIFE INS CO	IL	10/14/1963	1/14/1971	\$ 6,111,514	\$ 5,990,261	\$ (62,558)	Disability, Excluding Managed Care; Life
93572	RGA REINS CO	MO	8/3/1981	8/11/1982	\$ 49,440,530,863	\$ 2,367,850,050	\$ (76,866,726)	Disability, Excluding Managed Care; Life
65005	RIVERSOURCE LIFE INS CO	MN	8/7/1957	11/19/1959	\$ 115,648,061,694	\$ 3,412,532,789	\$ 1,366,140,578	Disability, Excluding Managed Care; Life; Variable Life & Annuity Contracts
57657	ROYAL NEIGHBORS OF AMER	IL	3/21/1895	6/24/1901	\$ 1,170,314,952	\$ 194,701,459	\$ 2,396,027	Disability, Excluding Managed Care; Life; Variable Products
90247	RX LIFE INS CO	AZ	5/21/1979	12/17/2001	\$ 9,827,044	\$ 9,675,188	\$ (128,674)	Disability, Excluding Managed Care; Life
60183	S USA LIFE INS CO INC	AZ	3/8/1995	3/20/1997	\$ 1,514,611,761	\$ 139,087,625	\$ (24,690,743)	Disability, Excluding Managed Care; Life
60445	SAGICOR LIFE INS CO	TX	4/5/1954	8/31/1977	\$ 2,997,605,625	\$ 169,721,933	\$ (83,777,545)	Disability, Excluding Managed Care; Life
64688	SCOR GLOBAL LIFE AMER REINS CO	DE	3/18/1945	8/16/1962	\$ 738,479,942	\$ 142,582,659	\$ (49,384,210)	Disability, Excluding Managed Care; Life
87017	SCOR GLOBAL LIFE RE INS CO OF DE	DE	4/7/1977	8/30/1985	\$ 347,755,955	\$ 63,329,173	\$ (41,042,990)	Disability, Excluding Managed Care; Life
97071	SCOR GLOBAL LIFE USA REINS CO	DE	7/13/1982	6/27/1983	\$ 787,452,488	\$ 184,146,850	\$ (10,744,968)	Disability, Excluding Managed Care; Life
93742	SECURIAN LIFE INS CO	MN	12/11/1981	10/20/1982	\$ 2,065,989,250	\$ 476,106,519	\$ (36,428,082)	Disability, Excluding Managed Care; Life
68675	SECURITY BENEFIT LIFE INS CO	KS	2/22/1892	1/2/1950	\$ 46,517,419,146	\$ 4,436,265,104	\$ 644,415,684	Disability, Excluding Managed Care; Life; Variable Life & Annuity Contracts
68713	SECURITY LIFE OF DENVER INS CO	CO	8/13/1929	2/11/1960	\$ 34,605,048,100	\$ 1,213,602,869	\$ (516,977,754)	Disability, Excluding Managed Care; Life; Variable Life & Annuity Contracts
68772	SECURITY MUT LIFE INS CO OF NY	NY	11/6/1886	10/19/1983	\$ 2,996,837,816	\$ 188,444,615	\$ 8,945,469	Disability, Excluding Managed Care; Life
69485	SECURITY NATL LIFE INS CO	UT	1/31/1967	12/4/1970	\$ 702,751,739	\$ 57,424,808	\$ 3,660,532	Disability, Excluding Managed Care; Life
78662	SENIOR LIFE INS CO	GA	12/22/1970	1/9/2007	\$ 89,006,583	\$ 13,104,781	\$ (3,068,872)	Life
68802	SENTINEL SECURITY LIFE INS CO	UT	5/12/1948	5/31/1960	\$ 858,027,774	\$ 63,017,527	\$ 4,042,438	Disability, Excluding Managed Care; Life
68810	SENTRY LIFE INS CO	WI	10/23/1958	12/14/1960	\$ 9,857,485,931	\$ 335,131,656	\$ 39,235,903	Disability, Excluding Managed Care; Life
97241	SETTLERS LIFE INS CO	WI	5/25/1982	7/27/1983	\$ 413,803,626	\$ 25,850,493	\$ 5,811,550	Disability, Excluding Managed Care; Life
89958	SHELTERPOINT INS CO	FL	4/16/1979	10/16/1991	\$ 13,222,851	\$ 9,375,331	\$ 726,296	Disability, Excluding Managed Care; Life
62952	SILAC INS CO	UT	6/6/1935	5/20/1980	\$ 6,778,895,841	\$ 271,358,190	\$ 42,450,921	Disability, Excluding Managed Care; Life
57142	SONS OF NORWAY	MN	10/28/1898	5/26/1941	\$ 334,895,080	\$ 8,408,010	\$ (1,779,226)	Disability, Excluding Managed Care; Life; Variable Products

LIFE & ANNUITY COMPANIES

COCODE	COMPANY NAME	STATE OF DOMICILE	INCORPORATED DATE	IDAHO LICENSED DATE	TOTAL ASSETS	CAPITAL AND SURPLUS	NET INCOME	LINE(S) OF BUSINESS
69019	STANDARD INS CO	OR	2/24/1906	9/27/1920	\$ 32,461,051,014	\$ 1,433,190,876	\$ 116,634,168	Disability, Excluding Managed Care; Life; Variable Life & Annuity Contracts
86355	STANDARD LIFE & ACCIDENT INS CO	TX	2/26/1976	1/26/1979	\$ 488,355,786	\$ 306,999,538	\$ (4,432,644)	Disability, Excluding Managed Care; Life
71706	STANDARD LIFE & CAS INS CO	UT	10/1/1946	5/14/2020	\$ 45,332,181	\$ 8,552,641	\$ 454,511	Disability, Excluding Managed Care; Life
69078	STANDARD SECURITY LIFE INS CO OF NY	NY	6/28/1957	6/15/1960	\$ 152,823,013	\$ 73,576,853	\$ 44,288,211	Disability, Excluding Managed Care; Life
68985	STARMOUNT LIFE INS CO	ME	8/24/1983	4/8/2008	\$ 132,125,682	\$ 66,874,664	\$ (19,741,307)	Disability, Excluding Managed Care; Life
94498	STATE FARM HLTH INS CO	IL	2/25/1982	7/26/1982	\$ 8,347,433	\$ 8,335,156	\$ (72,849)	Life
69108	STATE FARM LIFE INS CO	IL	1/16/1929	10/2/1952	\$ 86,272,988,097	\$ 14,931,308,193	\$ 902,562,093	Life; Variable Life & Annuity Contracts
69116	STATE LIFE INS CO	IN	12/30/2004	2/1/1982	\$ 10,441,351,392	\$ 581,630,403	\$ 21,268,301	Disability, Excluding Managed Care; Life
69132	STATE MUT INS CO	GA	2/14/1894	5/20/1993	\$ 217,642,843	\$ 26,653,029	\$ (1,582,273)	Disability, Excluding Managed Care; Life
89184	STERLING INVESTORS LIFE INS CO	IN	7/14/1978	11/30/1982	\$ 96,809,678	\$ 13,530,751	\$ 2,096,887	Disability, Excluding Managed Care; Life
77399	STERLING LIFE INS CO	IL	1/7/1958	1/5/1978	\$ 33,671,495	\$ 16,817,548	\$ 9,996,650	Disability, Excluding Managed Care; Life
91785	STERLING NAT LIFE INS CO INC	UT	6/24/1991	4/3/1997	\$ 8,975,169	\$ 8,961,341	\$ (307,730)	Disability, Excluding Managed Care; Life
80926	SUN LIFE & HLTH INS CO	MI	1/31/1973	11/24/1976	\$ 1,078,496,518	\$ 133,861,941	\$ (6,539,828)	Disability, Excluding Managed Care; Life
69272	SUNSET LIFE INS CO OF AMER	MO	5/12/1937	12/27/1938	\$ 48,986,098	\$ 47,110,763	\$ (893,630)	Disability, Excluding Managed Care; Life
69310	SURETY LIFE INS CO	NE	3/31/1936	7/6/1945	\$ 29,461,830	\$ 27,353,390	\$ 29,510	Disability, Excluding Managed Care; Life
82627	SWISS RE LIFE & HLTH AMER INC	MO	6/29/1967	9/20/1983	\$ 13,957,761,483	\$ 1,555,977,337	\$ (402,740,889)	Disability, Excluding Managed Care; Life
68608	SYMETRA LIFE INS CO	IA	1/23/1957	6/21/1957	\$ 46,627,472,046	\$ 2,331,630,824	\$ (318,995,268)	Disability, Excluding Managed Care; Life; Variable Life & Annuity Contracts
90581	SYMETRA NATL LIFE INS CO	IA	9/4/1979	7/28/1980	\$ 24,432,494	\$ 12,170,872	\$ 78,125	Disability, Excluding Managed Care; Life
71153	TALCOTT RESOLUTION LIFE & ANN INS CO	CT	1/9/1956	3/3/1971	\$ 36,351,046,823	\$ 772,444,198	\$ 393,943,261	Disability, Excluding Managed Care; Life; Variable Life & Annuity Contracts
88072	TALCOTT RESOLUTION LIFE INS CO	CT	2/16/1978	7/24/1978	\$ 100,902,031,328	\$ 2,153,456,165	\$ (465,602,524)	Disability, Excluding Managed Care; Life; Variable Life & Annuity Contracts
69345	TEACHERS INS & ANN ASSOC OF AMER	NY	3/4/1918	9/1/1972	\$ 343,432,408,439	\$ 42,972,680,321	\$ 4,223,643,933	Disability, Excluding Managed Care; Life; Variable Life & Annuity Contracts
69396	TEXAS LIFE INS CO	TX	1/9/1901	1/8/1991	\$ 1,632,391,023	\$ 114,515,214	\$ 19,243,660	Life
76236	THE CINCINNATI LIFE INS CO	OH	7/2/1987	9/14/1988	\$ 4,966,115,862	\$ 270,072,574	\$ 40,294,426	Disability, Excluding Managed Care; Life
70435	THE SAVINGS BANK MUT LIFE INS CO OF	MA	3/31/1991	3/1/2011	\$ 3,563,518,892	\$ 206,587,837	\$ 33,622,248	Disability, Excluding Managed Care; Life
56014	THRIVENT FINANCIAL FOR LUTHERANS	WI	11/24/1902	12/1/1926	\$ 115,541,909,444	\$ 13,694,794,808	\$ 2,264,348,223	Disability, Excluding Managed Care; Life; Variable Products
60142	TIAA CREF LIFE INS CO	NY	11/20/1996	12/28/1999	\$ 17,626,112,414	\$ 841,656,601	\$ 122,902,870	Disability, Excluding Managed Care; Life; Variable Life & Annuity Contracts
92908	TIER ONE INS CO	NE	6/11/1981	1/4/1982	\$ 73,640,325	\$ 56,970,349	\$ (26,816,919)	Disability, Excluding Managed Care; Life
77674	TOWN & COUNTRY LIFE INS CO	UT	4/13/1955	9/26/1984	\$ 10,615,203	\$ 7,927,574	\$ 550,669	Disability, Excluding Managed Care; Life
69566	TRANS WORLD ASSUR CO	CA	10/3/1962	12/19/1977	\$ 341,017,900	\$ 85,298,490	\$ 2,329,736	Life
70688	TRANSAMERICA FINANCIAL LIFE INS CO	NY	10/3/1947	10/3/1995	\$ 35,545,825,404	\$ 1,088,593,685	\$ 303,378,924	Disability, Excluding Managed Care; Life; Variable Life & Annuity Contracts
86231	TRANSAMERICA LIFE INS CO	IA	4/19/1961	5/11/1971	\$ 202,792,224,362	\$ 7,276,878,491	\$ 2,078,674,864	Disability, Excluding Managed Care; Life; Variable Life & Annuity Contracts
61425	TRUSTMARK INS CO	IL	1/18/1913	5/7/1924	\$ 1,807,837,767	\$ 320,438,230	\$ (7,372,677)	Disability, Excluding Managed Care; Life

LIFE & ANNUITY COMPANIES

COCODE	COMPANY NAME	STATE OF DOMICILE	INCORPORATED DATE	IDAHO LICENSED DATE	TOTAL ASSETS	CAPITAL AND SURPLUS	NET INCOME	LINE(S) OF BUSINESS
62863	TRUSTMARK LIFE INS CO	IL	1/25/1925	8/1/1951	\$ 249,340,776	\$ 152,358,588	\$ 7,785,443	Disability, Excluding Managed Care; Life
80314	UNICARE LIFE & HLTH INS CO	IN	6/11/1971	7/21/1981	\$ 957,923,934	\$ 289,429,826	\$ 67,503,271	Disability, Excluding Managed Care; Life
11121	UNIFIED LIFE INS CO	TX	5/11/2001	12/21/2001	\$ 206,844,417	\$ 20,207,692	\$ (834,217)	Disability, Excluding Managed Care; Life
91529	UNIMERICA INS CO	WI	12/1/1980	10/21/2002	\$ 427,554,229	\$ 260,225,386	\$ 68,742,473	Disability, Excluding Managed Care; Life
62596	UNION FIDELITY LIFE INS CO	KS	9/2/1925	12/20/1948	\$ 19,882,369,265	\$ 862,739,100	\$ 134,605,473	Disability, Excluding Managed Care; Life
69744	UNION LABOR LIFE INS CO	MD	10/26/1925	6/11/1973	\$ 4,752,201,847	\$ 154,722,563	\$ 10,918,267	Disability, Excluding Managed Care; Life; Variable Life & Annuity Contracts
70408	UNION SECURITY INS CO	KS	3/26/1910	1/1/1963	\$ 3,149,796,501	\$ 205,557,076	\$ 30,200,688	Disability, Excluding Managed Care; Life; Small Group Risk Assuming Carrier; Variable Life & Annuity Contracts
92916	UNITED AMER INS CO	NE	8/14/1981	2/26/1982	\$ 714,511,163	\$ 191,574,170	\$ 32,002,260	Disability, Excluding Managed Care; Life
65269	UNITED BENEFIT LIFE INS CO	OH	6/26/1957	6/14/1984	\$ 3,096,707	\$ 3,065,383	\$ (9,203)	Disability, Excluding Managed Care; Life
87645	UNITED FIDELITY LIFE INS CO	TX	9/1/1977	8/31/1978	\$ 1,121,129,342	\$ 879,831,540	\$ 10,108,647	Disability, Excluding Managed Care; Life
63983	UNITED HERITAGE LIFE INS CO	ID	7/7/1934	12/30/1948	\$ 682,175,880	\$ 76,147,471	\$ 3,418,564	Disability, Excluding Managed Care; Life
69922	UNITED HOME LIFE INS CO	IN	11/23/1948	11/15/1956	\$ 193,681,980	\$ 30,051,303	\$ 5,972,098	Disability, Excluding Managed Care; Life
69930	UNITED INS CO OF AMER	IL	10/15/1927	10/27/1950	\$ 5,067,047,240	\$ 444,993,926	\$ 20,048,096	Disability, Excluding Managed Care; Life
69973	UNITED LIFE INS CO	IA	5/8/1962	8/4/1987	\$ 2,915,096,941	\$ 256,814,542	\$ (4,980,469)	Disability, Excluding Managed Care; Life
92703	UNITED NATL LIFE INS CO OF AMER	IL	12/14/1960	11/25/1992	\$ 52,117,777	\$ 19,938,404	\$ 4,617,474	Disability, Excluding Managed Care; Life
69868	UNITED OF OMAHA LIFE INS CO	NE	8/9/1926	3/4/1927	\$ 31,183,618,852	\$ 1,924,820,013	\$ (32,223,862)	Disability, Excluding Managed Care; Life; Variable Life & Annuity Contracts
42129	UNITED SECURITY ASSUR CO OF PA	PA	10/22/1982	8/18/2009	\$ 55,421,494	\$ 12,119,160	\$ 722,740	Disability, Excluding Managed Care; Life
70106	UNITED STATES LIFE INS CO IN THE CIT	NY	2/25/1850	11/17/1961	\$ 32,282,064,947	\$ 2,020,018,884	\$ 281,754,275	Disability, Excluding Managed Care; Life
72850	UNITED WORLD LIFE INS CO	NE	1/28/1970	8/10/1970	\$ 160,278,530	\$ 59,507,172	\$ 2,658,143	Disability, Excluding Managed Care; Life
79413	UNITEDHEALTHCARE INS CO	CT	3/24/1972	11/30/1972	\$ 22,699,387,440	\$ 7,379,569,858	\$ 1,974,297,472	Disability, Excluding Managed Care; Life; Small Group Risk Assuming Carrier
63819	UNITY FINANCIAL LIFE INS CO	OH	5/6/1964	7/24/1996	\$ 345,114,547	\$ 17,005,110	\$ 1,110,405	Disability, Excluding Managed Care; Life
70130	UNIVERSAL GUAR LIFE INS CO	OH	11/15/1966	6/16/1993	\$ 360,013,204	\$ 64,726,088	\$ (3,554,116)	Disability, Excluding Managed Care; Life
67601	UNUM INS CO	ME	8/6/1965	9/23/1968	\$ 117,897,389	\$ 74,217,128	\$ 31,637,759	Disability, Excluding Managed Care; Life
62235	UNUM LIFE INS CO OF AMER	ME	8/24/1966	6/18/1970	\$ 22,629,657,177	\$ 1,296,668,416	\$ (27,721,704)	Disability, Excluding Managed Care; Life; Variable Life & Annuity Contracts
78093	UPSTREAM LIFE INS CO	TX	1/5/1912	12/20/1988	\$ 218,882,254	\$ 11,113,759	\$ (3,564,589)	Life
80802	US BR SUN LIFE ASSUR CO OF CANADA	MI	3/18/1865	7/23/1926	\$ 19,675,700,983	\$ 798,341,563	\$ 141,586,971	Disability, Excluding Managed Care; Life; Variable Life & Annuity Contracts
80659	US BUSINESS OF CANADA LIFE ASSUR CO	MI	4/25/1849	12/9/1955	\$ 3,928,339,350	\$ 188,161,449	\$ (67,573,250)	Disability, Excluding Managed Care; Life
84530	US FINANCIAL LIFE INS CO	AZ	9/30/1974	10/22/2002	\$ 373,720,622	\$ 124,498,700	\$ (360,348)	Life
69663	USAA LIFE INS CO	TX	6/26/1963	9/14/1966	\$ 26,197,899,515	\$ 2,583,180,325	\$ (15,610,136)	Disability, Excluding Managed Care; Life; Variable Life & Annuity Contracts
94358	USABLE LIFE	AR	4/20/1978	11/8/1996	\$ 505,622,110	\$ 229,161,778	\$ (8,534,540)	Disability, Excluding Managed Care; Life
68632	VANTIS LIFE INS CO	CT	6/20/1963	7/12/2005	\$ 542,463,771	\$ 60,515,397	\$ (7,029,696)	Disability, Excluding Managed Care; Life
70238	VARIABLE ANN LIFE INS CO	TX	8/21/1968	12/19/1969	\$ 95,249,277,100	\$ 3,280,619,573	\$ 671,402,416	Life; Variable Life & Annuity Contracts

LIFE & ANNUITY COMPANIES

COCODE	COMPANY NAME	STATE OF DOMICILE	INCORPORATED DATE	IDAHO LICENSED DATE	TOTAL ASSETS	CAPITAL AND SURPLUS	NET INCOME	LINE(S) OF BUSINESS
80942	VENERABLE INS & ANN CO	IA	1/2/1973	5/25/1973	\$ 38,977,575,756	\$ 2,087,203,763	\$ (705,118,910)	Disability, Excluding Managed Care; Life; Variable Life & Annuity Contracts
86509	VOYA RETIREMENT INS & ANN CO	CT	1/13/1976	11/17/1976	\$ 129,485,476,709	\$ 2,232,016,834	\$ 768,416,406	Disability, Excluding Managed Care; Life; Variable Life & Annuity Contracts
70319	WASHINGTON NATL INS CO	IN	5/26/1923	11/20/1923	\$ 5,828,773,601	\$ 361,002,146	\$ 65,990,167	Disability, Excluding Managed Care; Life; Variable Life & Annuity Contracts
70335	WEST COAST LIFE INS CO	NE	2/8/1915	1/1/1916	\$ 4,377,281,675	\$ 403,827,961	\$ 114,461,585	Disability, Excluding Managed Care; Life
70483	WESTERN & SOUTHERN LIFE INS CO	OH	2/23/1888	8/16/1957	\$ 12,681,600,603	\$ 6,756,129,726	\$ 173,606,501	Disability, Excluding Managed Care; Life
92622	WESTERN SOUTHERN LIFE ASSUR CO	OH	12/1/1980	1/6/1982	\$ 19,537,565,848	\$ 1,539,295,927	\$ 111,635,443	Disability, Excluding Managed Care; Life; Variable Life & Annuity Contracts
85189	WESTERN UNITED LIFE ASSUR CO	WA	1/2/1975	10/5/2009	\$ 1,472,997,437	\$ 101,981,198	\$ 2,867,302	Disability, Excluding Managed Care; Life
62413	WILCAC LIFE INS CO	IL	4/26/1911	7/9/1952	\$ 5,581,825,938	\$ 238,649,830	\$ 5,225,207	Disability, Excluding Managed Care; Life
66230	WILLIAM PENN LIFE INS CO OF NY	NY	9/12/1962	8/2/2002	\$ 1,356,208,468	\$ 123,837,025	\$ 50,211,374	Life
66133	WILTON REASSUR CO	MN	12/4/1900	7/28/1987	\$ 22,558,541,845	\$ 1,372,686,111	\$ 240,972,289	Disability, Excluding Managed Care; Life
60704	WILTON REASSUR LIFE CO OF NY	NY	3/24/1955	7/31/1958	\$ 7,515,761,505	\$ 327,615,786	\$ (1,069,295,730)	Disability, Excluding Managed Care; Life; Variable Life & Annuity Contracts
56170	WOMANS LIFE INS SOCIETY	MI	4/6/1897	7/1/1901	\$ 202,469,549	\$ 11,491,080	\$ (1,124,288)	Life; Variable Products
57320	WOODMEN WORLD LIFE INS SOC	NE	1/1/1891	12/6/1926	\$ 11,463,649,524	\$ 1,725,043,108	\$ 7,973,720	Disability, Excluding Managed Care; Life; Variable Products
80055	WYSH LIFE & HLTH INS CO	WI	2/28/1972	1/21/1998	\$ 9,462,405	\$ 8,748,455	\$ (8,571,656)	Disability, Excluding Managed Care; Life
90557	ZURICH AMER LIFE INS CO	IL	1/6/1947	8/17/1981	\$ 16,900,416,482	\$ 163,554,204	\$ (563,674)	Disability, Excluding Managed Care; Life; Variable Life & Annuity Contracts

LIFE & ANNUITY COMPANIES

PROPERTY & CASUALTY COMPANIES



COCODE	COMPANY NAME	STATE OF DOMICILE	INCORPORATED DATE	IDAHO LICENSED DATE	TOTAL ASSETS	CAPITAL AND SURPLUS	NET INCOME	LINE(S) OF BUSINESS
36404	21ST CENTURY CAS CO	CA	9/8/1987	7/30/2009	\$ 13,009,829	\$ 13,004,501	\$ 66,064	Casualty, Excluding Workers' Compensation; Property
34789	21ST CENTURY CENTENNIAL INS CO	PA	7/7/1977	11/17/1981	\$ 227,424,611	\$ 220,539,531	\$ 2,394,852	Casualty, Excluding Workers' Compensation; Disability, Excluding Managed Care; Marine and Transportation; Property
43974	21ST CENTURY IND INS CO	PA	11/10/1980	1/1/1981	\$ 8,911,013	\$ 8,911,013	\$ 868,961	Casualty, Excluding Workers' Compensation; Disability, Excluding Managed Care; Marine and Transportation; Property; Surety
12963	21ST CENTURY INS CO	CA	11/1/1967	3/16/2001	\$ 1,185,245,766	\$ 1,126,510,240	\$ 27,326,441	Casualty, Excluding Workers' Compensation; Marine and Transportation; Property
32220	21ST CENTURY N AMER INS CO	NY	9/19/1985	9/30/1985	\$ 675,753,182	\$ 624,635,446	\$ 11,098,525	Casualty, Excluding Workers' Compensation; Marine and Transportation; Property; Surety
20796	21ST CENTURY PREMIER INS CO	PA	2/6/1866	7/3/1919	\$ 109,954,283	\$ 105,497,385	\$ 8,152,082	Casualty, Excluding Workers' Compensation; Disability, Excluding Managed Care; Marine and Transportation; Property; Surety
22896	ACA FIN GUAR CORP	MD	6/25/1986	3/16/1988	\$ 167,970,107	\$ 117,193,705	\$ 14,125,065	Surety
31325	ACADIA INS CO	IA	4/2/1992	11/6/2008	\$ 167,977,199	\$ 56,534,118	\$ 477,590	Casualty, Excluding Workers' Compensation; Casualty, Including Workers' Compensation; Disability, Excluding Managed Care; Marine and Transportation; Property; Surety
10220	ACCELERANT NATL INS CO	DE	10/14/1994	9/24/2001	\$ 18,132,530	\$ 13,856,433	\$ (1,035,967)	Casualty, Excluding Workers' Compensation; Disability, Excluding Managed Care; Marine and Transportation; Property; Surety
10349	ACCEPTANCE CAS INS CO	NE	7/2/1920	7/10/1951	\$ 216,646,643	\$ 75,680,214	\$ (6,084,320)	Casualty, Excluding Workers' Compensation; Casualty, Including Workers' Compensation; Marine and Transportation; Property; Surety
12304	ACCIDENT FUND GEN INS CO	MI	6/20/2005	5/1/2009	\$ 330,526,871	\$ 116,468,790	\$ 1,361,656	Casualty, Including Workers' Compensation
10166	ACCIDENT FUND INS CO OF AMER	MI	11/10/1994	10/1/2002	\$ 4,886,210,625	\$ 1,368,342,968	\$ 239,744,590	Casualty, Including Workers' Compensation
12305	ACCIDENT FUND NATL INS CO	MI	6/20/2005	5/1/2009	\$ 168,573,524	\$ 90,317,960	\$ 1,210,131	Casualty, Including Workers' Compensation
26379	ACCREDITED SURETY & CAS CO INC	FL	7/6/1971	7/16/1997	\$ 305,853,150	\$ 61,441,432	\$ 6,000,061	Casualty, Excluding Workers' Compensation; Casualty, Including Workers' Compensation; Marine and Transportation; Property; Surety
22667	ACE AMER INS CO	PA	11/1/1945	4/25/1968	\$ 27,760,904,649	\$ 4,601,764,480	\$ 491,521,046	Casualty, Including Workers' Compensation; Disability, Excluding Managed Care; Marine and Transportation; Property; Surety
20702	ACE FIRE UNDERWRITERS INS CO	PA	1/24/1941	8/29/1968	\$ 110,571,181	\$ 84,493,960	\$ 993,898	Casualty, Including Workers' Compensation; Disability, Excluding Managed Care; Marine and Transportation; Property; Surety
20699	ACE PROP & CAS INS CO	PA	6/5/1819	12/18/1884	\$ 14,202,349,703	\$ 3,148,550,655	\$ 379,344,435	Casualty, Including Workers' Compensation; Disability, Excluding Managed Care; Marine and Transportation; Property; Surety
19984	ACIG INS CO	IL	1/25/1985	10/23/1995	\$ 574,596,564	\$ 171,384,298	\$ 17,276,254	Casualty, Including Workers' Compensation; Marine and Transportation; Property; Surety
22950	ACSTAR INS CO	IL	11/23/1970	7/2/1973	\$ 46,426,688	\$ 22,336,177	\$ 1,855,382	Casualty, Excluding Workers' Compensation; Disability, Excluding Managed Care; Marine and Transportation; Property; Surety
14184	ACUITY A MUT INS CO	WI	8/11/1925	5/27/1981	\$ 5,869,125,651	\$ 3,014,853,867	\$ 302,132,062	Casualty, Excluding Workers' Compensation; Casualty, Including Workers' Compensation; Marine and Transportation; Property; Surety

PROPERTY & CASUALTY COMPANIES

COCODE	COMPANY NAME	STATE OF DOMICILE	INCORPORATED DATE	IDAHO LICENSED DATE	TOTAL ASSETS	CAPITAL AND SURPLUS	NET INCOME	LINE(S) OF BUSINESS
33987	ADM INS CO	AZ	6/17/1986	12/9/1997	\$ 7,961,773	\$ 8,050,256	\$ (247,453)	Casualty, Excluding Workers' Compensation; Marine and Transportation; Property; Surety
44318	ADMIRAL IND CO	DE	4/6/1992	5/24/2001	\$ 66,934,671	\$ 45,838,563	\$ 502,455	Casualty, Excluding Workers' Compensation; Marine and Transportation; Property; Surety
33898	AEGIS SECURITY INS CO	PA	5/25/1977	3/3/1986	\$ 213,590,277	\$ 66,110,400	\$ (5,624,545)	Casualty, Excluding Workers' Compensation; Disability, Excluding Managed Care; Marine and Transportation; Property; Surety
36153	AETNA INS CO OF CT	CT	1/3/1990	2/11/1991	\$ 6,154,838	\$ 6,046,619	\$ 2,952	Casualty, Excluding Workers' Compensation; Marine and Transportation
10014	AFFILIATED FM INS CO	RI	5/6/1949	6/2/1965	\$ 4,425,006,306	\$ 2,822,553,886	\$ 366,405,309	Casualty, Excluding Workers' Compensation; Marine and Transportation; Property; Surety
22837	AGCS MARINE INS CO	IL	10/31/1961	10/5/1982	\$ 357,876,661	\$ 162,925,439	\$ 8,491,805	Casualty, Excluding Workers' Compensation; Marine and Transportation; Property
42757	AGRI GEN INS CO	IA	6/7/1983	10/25/1990	\$ 192,392,256	\$ 191,830,677	\$ 1,159,485	Casualty, Excluding Workers' Compensation; Marine and Transportation; Property
40258	AIG ASSUR CO	IL	9/26/1946	1/23/1992	\$ 37,845,829	\$ 37,148,175	\$ 645,304	Casualty, Including Workers' Compensation; Marine and Transportation; Property
19402	AIG PROP CAS CO	IL	5/17/1871	8/21/1952	\$ 78,046,659	\$ 57,309,845	\$ (1,390,692)	Casualty, Including Workers' Compensation; Disability, Excluding Managed Care; Marine and Transportation; Property; Surety
19399	AIU INS CO	NY	12/1/1913	4/1/1962	\$ 104,262,145	\$ 81,260,094	\$ 1,770,478	Casualty, Including Workers' Compensation; Marine and Transportation; Property; Surety
10957	ALAMANCE INS CO	IL	11/30/1998	12/1/2007	\$ 545,352,980	\$ 421,383,049	\$ 15,079,692	Casualty, Excluding Workers' Compensation; Casualty, Including Workers' Compensation; Marine and Transportation; Property; Surety
38733	ALASKA NATL INS CO	AK	4/30/1979	3/22/1991	\$ 1,097,996,852	\$ 539,134,725	\$ 34,314,072	Casualty, Including Workers' Compensation; Marine and Transportation; Property; Surety
24899	ALEA NORTH AMERICA INS CO	NY	6/30/1932	5/6/1987	\$ 97,982,062	\$ 50,714,871	\$ (1,048,530)	Casualty, Including Workers' Compensation; Disability, Excluding Managed Care; Marine and Transportation; Property; Surety
10942	ALESTRI INS CO	WA	5/8/1998	6/15/2001	\$ 7,421,142	\$ 7,372,557	\$ (44,605)	Casualty, Excluding Workers' Compensation; Marine and Transportation; Property
20222	ALL AMER INS CO	OH	4/12/1961	5/9/2016	\$ 349,075,098	\$ 174,943,721	\$ 5,306,940	Casualty, Including Workers' Compensation; Marine and Transportation; Property; Surety
13285	ALLEGHENY CAS CO	NJ	12/31/2015	12/19/1995	\$ 35,334,446	\$ 30,177,497	\$ 1,911,531	Surety
19186	ALLIANCE INS CO INC	KS	12/31/1959	3/27/1975	\$ 32,398,003	\$ 14,961,818	\$ 1,111,034	Casualty, Excluding Workers' Compensation; Marine and Transportation; Property; Surety
35300	ALLIANZ GLOBAL RISKS US INS CO	IL	9/16/1977	12/31/1977	\$ 9,788,869,224	\$ 1,915,849,029	\$ (18,730,271)	Casualty, Including Workers' Compensation; Marine and Transportation; Property; Surety
21911	ALLIANZ REINS AMER INC	CA	5/25/1956	1/14/1982	\$ 2,387,375,671	\$ 294,917,099	\$ 38,280,773	Casualty, Excluding Workers' Compensation; Disability, Excluding Managed Care; Marine and Transportation; Property; Surety
10127	ALLIED INS CO OF AMER	OH	2/16/2005	12/1/2013	\$ 153,637,269	\$ 16,507,862	\$ 228,359	Casualty, Including Workers' Compensation; Marine and Transportation; Property; Surety
42579	ALLIED PROP & CAS INS CO	IA	4/29/1983	11/3/1989	\$ 283,701,448	\$ 58,798,268	\$ 483,540	Casualty, Excluding Workers' Compensation; Marine and Transportation; Property; Surety
22730	ALLIED WORLD INS CO	NH	8/18/1986	1/3/1995	\$ 3,875,562,575	\$ 1,642,157,024	\$ 73,432,741	Casualty, Excluding Workers' Compensation; Marine and Transportation; Property; Surety
10690	ALLIED WORLD NATL ASSUR CO	NH	9/12/1996	9/13/2007	\$ 743,265,883	\$ 200,372,434	\$ 11,494,185	Casualty, Excluding Workers' Compensation; Marine and Transportation; Property; Surety

PROPERTY & CASUALTY COMPANIES

COCODE	COMPANY NAME	STATE OF DOMICILE	INCORPORATED DATE	IDAHO LICENSED DATE	TOTAL ASSETS	CAPITAL AND SURPLUS	NET INCOME	LINE(S) OF BUSINESS
16624	ALLIED WORLD SPECIALTY INS CO	DE	1/14/1972	7/10/1991	\$ 1,866,663,579	\$ 627,853,210	\$ 5,923,528	Casualty, Excluding Workers' Compensation; Marine and Transportation; Mortgage Guaranty; Property; Surety
10212	ALLMERICA FIN ALLIANCE INS CO	NH	4/26/1995	10/13/1995	\$ 20,044,718	\$ 20,025,558	\$ 385,978	Casualty, Excluding Workers' Compensation; Casualty, Including Workers' Compensation; Marine and Transportation; Property; Surety
41840	ALLMERICA FIN BENEFIT INS CO	MI	12/28/2000	6/4/1984	\$ 70,956,236	\$ 70,941,229	\$ 1,154,844	Casualty, Excluding Workers' Compensation; Casualty, Including Workers' Compensation; Marine and Transportation; Property; Surety
29688	ALLSTATE FIRE & CAS INS CO	IL	9/6/1972	8/1/2005	\$ 130,607,699	\$ 112,253,319	\$ 6,977,760	Casualty, Excluding Workers' Compensation; Marine and Transportation; Mortgage Guaranty; Property; Surety
19240	ALLSTATE IND CO	IL	7/7/1960	11/2/1961	\$ 139,665,697	\$ 101,574,523	\$ 2,733,425	Casualty, Including Workers' Compensation; Marine and Transportation; Property; Surety
19232	ALLSTATE INS CO	IL	3/21/1931	5/9/1947	\$ 58,767,062,103	\$ 18,431,019,669	\$ 5,507,117,238	Casualty, Including Workers' Compensation; Disability, Excluding Managed Care; Marine and Transportation; Property; Surety
36455	ALLSTATE NORTHBROOK IND CO	IL	12/20/1978	10/21/1981	\$ 55,829,134	\$ 55,270,570	\$ 947,886	Casualty, Including Workers' Compensation; Disability, Excluding Managed Care; Marine and Transportation; Property; Surety
17230	ALLSTATE PROP & CAS INS CO	IL	2/14/1985	6/15/2001	\$ 121,026,036	\$ 99,126,596	\$ 5,290,173	Casualty, Excluding Workers' Compensation; Marine and Transportation; Property; Surety
37907	ALLSTATE VEHICLE & PROP INS CO	IL	8/20/1979	5/21/1987	\$ 129,171,968	\$ 51,856,141	\$ 1,032,332	Casualty, Excluding Workers' Compensation; Marine and Transportation; Property; Surety
38156	ALPHA PROP & CAS INS CO	WI	12/19/1979	10/23/1995	\$ 36,430,218	\$ 15,224,530	\$ 397,809	Casualty, Excluding Workers' Compensation; Disability, Excluding Managed Care; Marine and Transportation; Property
32450	ALPS PROP & CAS INS CO	MT	9/22/1986	9/30/2013	\$ 151,206,494	\$ 53,170,031	\$ 6,659,143	Casualty, Excluding Workers' Compensation
18708	AMBAC ASSUR CORP	WI	2/25/1970	6/28/1985	\$ 1,885,969,024	\$ 756,752,590	\$ (125,863,474)	Surety
19100	AMCO INS CO	IA	12/31/1958	3/3/1969	\$ 803,283,902	\$ 201,377,367	\$ 2,011,670	Casualty, Excluding Workers' Compensation; Casualty, Including Workers' Compensation; Marine and Transportation; Property; Surety
12548	AMERICAN AGRI BUSINESS INS CO	TX	5/20/1948	12/5/2000	\$ 2,710,553,527	\$ 138,663,651	\$ 18,307,286	Casualty, Excluding Workers' Compensation; Property
10103	AMERICAN AGRICULTURAL INS CO	IN	5/18/1948	5/14/2021	\$ 1,771,061,517	\$ 671,588,545	\$ 50,962,803	Casualty, Excluding Workers' Compensation; Marine and Transportation; Property
19720	AMERICAN ALT INS CORP	DE	4/26/1923	7/31/1998	\$ 464,324,211	\$ 193,770,908	\$ 22,364,345	Casualty, Including Workers' Compensation; Disability, Excluding Managed Care; Marine and Transportation; Property; Surety
21849	AMERICAN AUTOMOBILE INS CO	MO	12/14/1911	10/24/1924	\$ 197,961,811	\$ 84,847,860	\$ 2,793,826	Casualty, Including Workers' Compensation; Disability, Excluding Managed Care; Marine and Transportation; Property; Surety
10111	AMERICAN BANKERS INS CO OF FL	FL	10/29/1947	11/21/1950	\$ 2,444,307,643	\$ 589,099,704	\$ 277,825,865	Casualty, Excluding Workers' Compensation; Disability, Excluding Managed Care; Marine and Transportation; Property; Surety
20427	AMERICAN CAS CO OF READING PA	PA	7/31/1902	10/20/1939	\$ 106,604,522	\$ 106,458,444	\$ 8,075,486	Casualty, Including Workers' Compensation; Disability, Excluding Managed Care; Marine and Transportation; Property; Surety
19941	AMERICAN COMMERCE INS CO	OH	9/18/1946	8/2/1962	\$ 334,149,933	\$ 111,268,442	\$ 3,437,545	Casualty, Excluding Workers' Compensation; Disability, Excluding Managed Care; Marine and Transportation; Property

PROPERTY & CASUALTY COMPANIES

COCODE	COMPANY NAME	STATE OF DOMICILE	INCORPORATED DATE	IDAHO LICENSED DATE	TOTAL ASSETS	CAPITAL AND SURPLUS	NET INCOME	LINE(S) OF BUSINESS
45934	AMERICAN COMPENSATION INS CO	MN	12/6/1991	3/1/2008	\$ 65,311,305	\$ 55,975,333	\$ 549,632	Casualty, Including Workers' Compensation
10216	AMERICAN CONTRACTORS IND CO	CA	9/25/1990	2/23/1999	\$ 385,010,705	\$ 121,002,505	\$ 8,791,430	Surety
19690	AMERICAN ECONOMY INS CO	IN	10/19/1959	10/20/1965	\$ 20,051,131	\$ 19,281,347	\$ 241,726	Casualty, Including Workers' Compensation; Disability, Excluding Managed Care; Marine and Transportation; Property; Surety
37990	AMERICAN EMPIRE INS CO	OH	11/26/1979	8/26/1981	\$ 21,215,389	\$ 21,211,389	\$ 108,139	Casualty, Excluding Workers' Compensation; Marine and Transportation; Property; Surety
10819	AMERICAN EQUITY SPECIALTY INS CO	CT	1/29/1997	7/21/1999	\$ 28,605,290	\$ 28,087,317	\$ 550,061	Casualty, Excluding Workers' Compensation; Marine and Transportation; Property
29068	AMERICAN FAMILY CONNECT PROP & CAS I	WI	12/6/1972	8/4/2004	\$ 803,545,854	\$ 558,673,826	\$ 16,664,764	Casualty, Excluding Workers' Compensation; Disability, Excluding Managed Care; Marine and Transportation; Property
23450	AMERICAN FAMILY HOME INS CO	FL	1/28/1965	9/6/1983	\$ 440,513,465	\$ 76,639,917	\$ (9,017,675)	Casualty, Excluding Workers' Compensation; Casualty, Including Workers' Compensation; Marine and Transportation; Property; Surety
10386	AMERICAN FAMILY INS CO	WI	11/21/1995	12/1/2014	\$ 62,086,763	\$ 27,156,048	\$ 165,296	Casualty, Including Workers' Compensation; Marine and Transportation; Property; Surety
19275	AMERICAN FAMILY MUT INS CO SI	WI	5/18/1927	7/1/2001	\$ 27,274,038,099	\$ 9,377,939,766	\$ 347,807,850	Casualty, Excluding Workers' Compensation; Casualty, Including Workers' Compensation; Disability, Excluding Managed Care; Marine and Transportation; Property; Surety
41475	AMERICAN FARMERS & RANCHERS MUT INS	OK	1/1/1982	5/3/2005	\$ 213,893,770	\$ 115,419,817	\$ 10,545,921	Casualty, Excluding Workers' Compensation; Property
10245	AMERICAN FEDERATION INS CO	TX	12/20/1995	#N/A	\$ 61,454,805	\$ 53,838,108	\$ 117,591	#N/A
24066	AMERICAN FIRE & CAS CO	NH	1/1/1906	5/27/1981	\$ 44,405,743	\$ 42,985,128	\$ 682,021	Casualty, Including Workers' Compensation; Marine and Transportation; Property; Surety
26247	AMERICAN GUAR & LIAB INS	NY	7/17/1939	12/12/1939	\$ 300,652,411	\$ 181,176,397	\$ 3,902,822	Casualty, Including Workers' Compensation; Marine and Transportation; Property; Surety
43494	AMERICAN HALLMARK INS CO OF TX	TX	2/17/1982	6/20/2005	\$ 349,096,372	\$ 124,641,870	\$ 6,878,272	Casualty, Excluding Workers' Compensation; Marine and Transportation; Property; Surety
19380	AMERICAN HOME ASSUR CO	NY	2/7/1899	4/1/1962	\$ 22,070,858,738	\$ 7,661,528,221	\$ 943,533,201	Casualty, Including Workers' Compensation; Disability, Excluding Managed Care; Marine and Transportation; Property; Surety
21857	AMERICAN INS CO	OH	2/20/1846	4/30/1901	\$ 121,379,130	\$ 73,147,506	\$ 1,519,502	Casualty, Including Workers' Compensation; Disability, Excluding Managed Care; Marine and Transportation; Property; Surety
31895	AMERICAN INTERSTATE INS CO	NE	12/21/1973	1/6/1997	\$ 1,013,552,323	\$ 277,788,508	\$ 78,439,393	Casualty, Including Workers' Compensation; Marine and Transportation; Property; Surety
16810	AMERICAN MERCURY INS CO	OK	11/30/1962	10/11/1977	\$ 465,924,176	\$ 128,460,654	\$ (28,621,419)	Casualty, Excluding Workers' Compensation; Marine and Transportation; Property; Surety
23469	AMERICAN MODERN HOME INS CO	OH	1/25/1965	1/27/1975	\$ 1,216,115,869	\$ 231,974,441	\$ (17,050,152)	Casualty, Excluding Workers' Compensation; Casualty, Including Workers' Compensation; Disability, Excluding Managed Care; Marine and Transportation; Property; Surety
42722	AMERICAN MODERN PROP & CAS INS CO	OH	5/12/1982	10/21/2014	\$ 450,498,516	\$ 126,970,631	\$ 576,226	Casualty, Excluding Workers' Compensation; Casualty, Including Workers' Compensation; Marine and Transportation; Property

PROPERTY & CASUALTY COMPANIES

COCODE	COMPANY NAME	STATE OF DOMICILE	INCORPORATED DATE	IDAHO LICENSED DATE	TOTAL ASSETS	CAPITAL AND SURPLUS	NET INCOME	LINE(S) OF BUSINESS
38652	AMERICAN MODERN SELECT INS CO	OH	8/15/1980	5/20/2005	\$ 123,595,162	\$ 61,160,245	\$ (459,008)	Casualty, Excluding Workers' Compensation; Marine and Transportation; Property
12700	AMERICAN MUT SHARE INS CORP	OH	5/7/1974	5/24/1993	\$ 351,052,431	\$ 328,334,419	\$ 1,074,586	Casualty, Excluding Workers' Compensation; Share & Deposit
39942	AMERICAN NATL GEN INS CO	MO	12/30/1980	6/25/1984	\$ 129,064,948	\$ 72,881,672	\$ 9,083	Casualty, Excluding Workers' Compensation; Disability, Excluding Managed Care; Marine and Transportation; Property
28401	AMERICAN NATL PROP & CAS CO	MO	10/1/1973	11/7/1979	\$ 1,792,326,728	\$ 821,197,044	\$ 224,969,053	Casualty, Excluding Workers' Compensation; Casualty, Including Workers' Compensation; Disability, Excluding Managed Care; Marine and Transportation; Property
12190	AMERICAN PET INS CO	NY	12/7/2000	4/12/2012	\$ 330,464,949	\$ 124,188,788	\$ 24,408,862	Marine and Transportation
19615	AMERICAN RELIABLE INS CO	AZ	7/17/1952	8/18/1958	\$ 478,833,494	\$ 129,102,972	\$ 22,311,534	Casualty, Excluding Workers' Compensation; Disability, Excluding Managed Care; Marine and Transportation; Property; Surety
19631	AMERICAN ROAD INS CO	MI	12/28/1959	9/30/1980	\$ 764,727,451	\$ 365,738,475	\$ 38,018,200	Casualty, Excluding Workers' Compensation; Marine and Transportation; Property; Surety
42978	AMERICAN SECURITY INS CO	DE	8/12/1938	12/30/1983	\$ 1,417,866,583	\$ 482,010,827	\$ 82,049,970	Casualty, Excluding Workers' Compensation; Disability, Excluding Managed Care; Marine and Transportation; Property
19992	AMERICAN SELECT INS CO	OH	8/21/1959	3/1/2013	\$ 322,751,268	\$ 162,237,824	\$ 10,051,616	Casualty, Including Workers' Compensation; Marine and Transportation; Property
17965	AMERICAN SENTINEL INS CO	PA	5/16/1956	2/23/2004	\$ 11,378,191	\$ 11,207,232	\$ (788,922)	Casualty, Excluding Workers' Compensation; Casualty, Including Workers' Compensation; Disability, Excluding Managed Care; Marine and Transportation; Property
42897	AMERICAN SERV INS CO INC	IL	3/11/1983	11/18/2004	\$ 6,809,875	\$ 6,675,171	\$ (137,534)	Casualty, Excluding Workers' Compensation; Marine and Transportation; Property; Surety
41998	AMERICAN SOUTHERN HOME INS CO	FL	7/29/1982	9/16/2005	\$ 105,075,660	\$ 40,062,471	\$ (1,004,045)	Casualty, Excluding Workers' Compensation; Marine and Transportation; Property; Surety
19283	AMERICAN STANDARD INS CO OF WI	WI	4/5/1961	4/5/2001	\$ 361,544,194	\$ 318,719,473	\$ 6,096,422	Casualty, Excluding Workers' Compensation; Property
19704	AMERICAN STATES INS CO	IN	7/15/1929	11/26/1965	\$ 50,640,229	\$ 42,666,437	\$ 799,249	Casualty, Including Workers' Compensation; Disability, Excluding Managed Care; Marine and Transportation; Property; Surety
37214	AMERICAN STATES PREFERRED INS CO	IN	7/26/1979	8/18/1981	\$ 14,688,085	\$ 14,542,985	\$ 217,360	Casualty, Excluding Workers' Compensation; Marine and Transportation; Property
10872	AMERICAN STRATEGIC INS CORP	FL	8/18/1997	5/23/2018	\$ 2,226,278,793	\$ 543,916,335	\$ (147,817,482)	Casualty, Excluding Workers' Compensation; Property
19623	AMERICAN SUMMIT INS CO	TX	12/15/1955	8/18/1969	\$ 105,280,262	\$ 83,901,600	\$ (692,330)	Casualty, Excluding Workers' Compensation; Casualty, Including Workers' Compensation; Marine and Transportation; Property; Surety
31380	AMERICAN SURETY CO	IN	3/9/1964	3/18/1997	\$ 11,157,011	\$ 8,950,632	\$ (937,950)	Surety
44270	AMERICAN WEST INS CO	ND	12/27/1990	6/29/1995	\$ 55,240,220	\$ 18,400,114	\$ (53,805)	Casualty, Excluding Workers' Compensation; Casualty, Including Workers' Compensation; Marine and Transportation; Property; Surety
40142	AMERICAN ZURICH INS CO	IL	8/19/1981	10/26/1982	\$ 267,562,136	\$ 202,538,108	\$ 3,373,232	Casualty, Excluding Workers' Compensation; Casualty, Including Workers' Compensation; Marine and Transportation; Property; Surety
19488	AMERISURE INS CO	MI	5/21/1968	3/1/2012	\$ 932,418,697	\$ 241,542,606	\$ 6,490,359	Casualty, Including Workers' Compensation; Marine and Transportation; Property; Surety

PROPERTY & CASUALTY COMPANIES

COCODE	COMPANY NAME	STATE OF DOMICILE	INCORPORATED DATE	IDAHO LICENSED DATE	TOTAL ASSETS	CAPITAL AND SURPLUS	NET INCOME	LINE(S) OF BUSINESS
23396	AMERISURE MUT INS CO	MI	9/12/1912	9/1/1950	\$ 2,658,443,880	\$ 1,177,264,969	\$ 64,939,021	Casualty, Including Workers' Compensation; Marine and Transportation; Property; Surety
11050	AMERISURE PARTNERS INS CO	MI	3/22/2000	3/1/2012	\$ 126,825,546	\$ 48,500,910	\$ 711,891	Casualty, Including Workers' Compensation; Marine and Transportation; Property; Surety
27928	AMEX ASSUR CO	IL	1/30/1973	9/26/1980	\$ 196,833,502	\$ 158,339,855	\$ 35,358,568	Casualty, Including Workers' Compensation; Disability, Excluding Managed Care; Marine and Transportation; Property; Surety
42390	AMGUARD INS CO	PA	6/10/1982	1/1/2004	\$ 1,910,328,450	\$ 311,969,866	\$ (6,919,641)	Casualty, Including Workers' Compensation; Marine and Transportation; Property; Surety
19976	AMICA MUT INS CO	RI	3/1/1907	1/1/1973	\$ 5,831,969,037	\$ 3,258,510,564	\$ 110,868,692	Casualty, Excluding Workers' Compensation; Marine and Transportation; Property
15954	AMTRUST INS CO	DE	1/10/1972	8/13/1992	\$ 81,441,130	\$ 67,452,135	\$ 1,328,789	Casualty, Excluding Workers' Compensation; Casualty, Including Workers' Compensation; Marine and Transportation; Property; Surety
30830	ARCH IND INS CO	MO	7/23/1969	12/15/1969	\$ 172,655,821	\$ 58,678,702	\$ 8,907,275	Casualty, Excluding Workers' Compensation; Casualty, Including Workers' Compensation; Marine and Transportation; Property; Surety
11150	ARCH INS CO	MO	12/15/1971	4/15/1988	\$ 7,087,516,097	\$ 1,623,105,261	\$ 20,421,320	Casualty, Excluding Workers' Compensation; Casualty, Including Workers' Compensation; Disability, Excluding Managed Care; Marine and Transportation; Property; Surety
29114	ARCH MORTGAGE ASSUR CO	WI	3/3/1969	7/28/2000	\$ 36,043,260	\$ 27,026,006	\$ (1,143,384)	Mortgage Guaranty
18732	ARCH MORTGAGE GUAR CO	WI	12/21/1966	4/26/1968	\$ 47,242,110	\$ 44,171,885	\$ (680,813)	Mortgage Guaranty
40266	ARCH MORTGAGE INS CO	WI	12/30/1980	10/23/1981	\$ 2,140,567,829	\$ 143,518,657	\$ 73,722,773	Mortgage Guaranty
10348	ARCH REINS CO	DE	7/20/1995	1/1/2004	\$ 3,660,586,404	\$ 2,175,149,081	\$ 37,123,366	Casualty, Including Workers' Compensation; Disability, Excluding Managed Care; Marine and Transportation; Property; Surety
19860	ARGONAUT GREAT CENTRAL INS CO	IL	2/10/1948	9/1/2010	\$ 47,046,857	\$ 28,398,672	\$ 540,589	Casualty, Including Workers' Compensation; Marine and Transportation; Property; Surety
19801	ARGONAUT INS CO	IL	5/21/1957	10/17/1957	\$ 2,392,360,626	\$ 1,071,158,927	\$ 64,082,863	Casualty, Including Workers' Compensation; Disability, Excluding Managed Care; Marine and Transportation; Property; Surety
19828	ARGONAUT MIDWEST INS CO	IL	3/19/1962	11/17/1980	\$ 21,348,222	\$ 17,494,372	\$ 256,966	Casualty, Including Workers' Compensation; Marine and Transportation; Property; Surety
11805	ARIZONA AUTOMOBILE INS CO	AZ	2/25/2003	10/21/2009	\$ 39,149,840	\$ 11,550,571	\$ 1,510,754	Casualty, Excluding Workers' Compensation
41459	ARMED FORCES INS EXCH	KS	8/1/1982	9/9/1986	\$ 105,749,072	\$ 44,266,118	\$ (4,895,750)	Casualty, Excluding Workers' Compensation; Marine and Transportation; Property
24678	ARROWOOD IND CO	DE	9/30/1910	3/31/1980	\$ 781,213,693	\$ 50,317,287	\$ (63,070,595)	Casualty, Including Workers' Compensation; Disability, Excluding Managed Care; Marine and Transportation; Property; Surety
23752	ASCOT INS CO	CO	5/17/1968	11/26/1968	\$ 494,039,986	\$ 240,123,726	\$ (21,029,009)	Casualty, Including Workers' Compensation; Disability, Excluding Managed Care; Marine and Transportation; Property; Surety
30279	ASCOT SURETY & CAS CO	CO	2/10/1971	9/17/2013	\$ 216,393,487	\$ 216,214,855	\$ (85,236)	Surety
43460	ASPEN AMER INS CO	TX	11/13/1990	5/12/1999	\$ 1,502,730,207	\$ 889,665,994	\$ 24,875,910	Casualty, Excluding Workers' Compensation; Casualty, Including Workers' Compensation; Disability, Excluding Managed Care; Marine and Transportation; Property; Surety

PROPERTY & CASUALTY COMPANIES

COCODE	COMPANY NAME	STATE OF DOMICILE	INCORPORATED DATE	IDAHO LICENSED DATE	TOTAL ASSETS	CAPITAL AND SURPLUS	NET INCOME	LINE(S) OF BUSINESS
21865	ASSOCIATED IND CORP	CA	12/21/1922	1/2/1930	\$ 32,031,879	\$ 25,902,260	\$ 2,454,408	Casualty, Including Workers' Compensation; Disability, Excluding Managed Care; Marine and Transportation; Property; Surety
37370	ASSOCIATED LOGGERS EXCH	ID	7/24/1979	7/24/1979	\$ 42,238,887	\$ 17,264,239	\$ 828,052	Casualty - Worker's Compensation Only
30180	ASSURED GUAR CORP	MD	10/25/1985	11/5/2001	\$ 2,873,797,737	\$ 2,069,827,076	\$ 281,954,924	Casualty, Excluding Workers' Compensation; Surety
18287	ASSURED GUAR MUNICIPAL CORP	NY	3/16/1984	6/27/1988	\$ 5,896,025,852	\$ 3,053,017,707	\$ 352,116,327	Surety
29033	ATAIN INS CO	TX	4/16/1987	3/1/2008	\$ 100,851,874	\$ 66,373,210	\$ 1,202,808	Casualty, Excluding Workers' Compensation; Marine and Transportation; Property
23833	ATHOME INS CO	NJ	12/31/1951	10/16/1981	\$ 15,460,938	\$ 15,365,338	\$ 54,869	Casualty, Including Workers' Compensation; Marine and Transportation; Property
27154	ATLANTIC SPECIALTY INS CO	NY	6/27/1986	3/1/2005	\$ 3,358,478,513	\$ 851,953,879	\$ 137,372,476	Casualty, Including Workers' Compensation; Disability, Excluding Managed Care; Marine and Transportation; Property; Surety
25422	ATRADIUS TRADE CREDIT INS CO	MD	1/14/1993	10/5/1998	\$ 183,229,571	\$ 117,668,290	\$ 22,251,012	Casualty, Excluding Workers' Compensation
13412	AUSTIN MUT INS CO	MN	6/11/1896	10/15/1999	\$ 86,089,166	\$ 61,291,173	\$ (108,459)	Casualty, Excluding Workers' Compensation; Marine and Transportation; Property
18988	AUTO OWNERS INS CO	MI	7/1/1916	12/1/2005	\$ 21,447,634,263	\$ 14,823,700,432	\$ 938,746,095	Casualty, Including Workers' Compensation; Disability, Excluding Managed Care; Marine and Transportation; Property; Surety
19062	AUTOMOBILE INS CO OF HARTFORD CT	CT	6/25/1965	4/16/1970	\$ 1,160,831,907	\$ 309,253,593	\$ 31,892,859	Casualty, Including Workers' Compensation; Disability, Excluding Managed Care; Marine and Transportation; Property; Surety
10367	AVEMCO INS CO	MD	3/14/1960	4/24/1964	\$ 64,845,914	\$ 27,586,153	\$ 9,195,517	Casualty, Excluding Workers' Compensation; Disability, Excluding Managed Care; Marine and Transportation; Property; Surety
33022	AXA INS CO	NY	11/23/1990	1/1/1991	\$ 201,018,945	\$ 112,496,636	\$ (263,589)	Casualty, Including Workers' Compensation; Marine and Transportation; Property; Surety
37273	AXIS INS CO	IL	9/25/1979	3/16/1982	\$ 1,936,015,534	\$ 563,576,901	\$ 29,833,253	Casualty, Including Workers' Compensation; Disability, Excluding Managed Care; Marine and Transportation; Property; Surety
20370	AXIS REINS CO	NY	7/25/1991	11/5/1992	\$ 3,695,632,608	\$ 970,480,213	\$ (1,195,621)	Casualty, Excluding Workers' Compensation; Marine and Transportation; Property; Surety
15610	AXIS SPECIALTY INS CO	CT	1/12/1983	3/25/2010	\$ 1,796,333,008	\$ 351,327,375	\$ 66,635,020	Disability, Excluding Managed Care
13420	BADGER MUT INS CO	WI	6/6/1891	5/12/2008	\$ 224,002,297	\$ 86,929,921	\$ 4,005,612	Casualty, Excluding Workers' Compensation; Marine and Transportation; Property; Surety
24813	BALBOA INS CO	CA	2/6/1948	8/25/1955	\$ 27,080,455	\$ 25,463,770	\$ 1,073,666	Casualty, Excluding Workers' Compensation; Disability, Excluding Managed Care; Marine and Transportation; Property; Surety
33162	BANKERS INS CO	FL	5/11/1976	9/8/1995	\$ 114,048,216	\$ 53,312,131	\$ 2,862,771	Casualty, Excluding Workers' Compensation; Marine and Transportation; Property; Surety
18279	BANKERS STANDARD INS CO	PA	5/15/1962	8/30/1972	\$ 313,924,597	\$ 212,731,242	\$ 3,660,113	Casualty, Including Workers' Compensation; Disability, Excluding Managed Care; Marine and Transportation; Property; Surety
38245	BCS INS CO	OH	12/5/1950	4/22/1970	\$ 290,132,129	\$ 141,419,866	\$ 7,463,011	Casualty, Excluding Workers' Compensation; Disability, Excluding Managed Care; Marine and Transportation; Property; Surety

PROPERTY & CASUALTY COMPANIES

COCODE	COMPANY NAME	STATE OF DOMICILE	INCORPORATED DATE	IDAHO LICENSED DATE	TOTAL ASSETS	CAPITAL AND SURPLUS	NET INCOME	LINE(S) OF BUSINESS
37540	BEAZLEY INS CO INC	CT	8/29/1978	10/28/1981	\$ 1,110,242,467	\$ 310,980,429	\$ 60,583,941	Casualty, Excluding Workers' Compensation; Disability, Excluding Managed Care; Marine and Transportation; Property; Surety
41394	BENCHMARK INS CO	KS	5/5/1964	8/25/1966	\$ 710,007,055	\$ 170,686,010	\$ (782,319)	Casualty, Excluding Workers' Compensation; Casualty, Including Workers' Compensation; Disability, Excluding Managed Care; Marine and Transportation; Property; Surety
15911	BERKLEY CAS CO	IA	2/7/1984	1/1/2009	\$ 72,461,465	\$ 29,933,965	\$ 187,587	Casualty, Including Workers' Compensation; Marine and Transportation; Property; Surety
32603	BERKLEY INS CO	DE	12/18/1975	7/13/1982	\$ 23,800,747,507	\$ 6,817,534,521	\$ 1,040,341,556	Casualty, Excluding Workers' Compensation; Casualty, Including Workers' Compensation; Disability, Excluding Managed Care; Marine and Transportation; Property; Surety
38911	BERKLEY NATL INS CO	IA	9/30/1980	6/1/2008	\$ 208,180,629	\$ 64,522,809	\$ 566,470	Casualty, Including Workers' Compensation; Disability, Excluding Managed Care; Marine and Transportation; Property; Surety
29580	BERKLEY REGIONAL INS CO	IA	12/17/1985	4/29/1988	\$ 881,100,574	\$ 809,514,526	\$ 18,022,993	Casualty, Including Workers' Compensation; Disability, Excluding Managed Care; Marine and Transportation; Property; Surety
13070	BERKSHIRE HATHAWAY ASSUR CORP	NY	12/21/2007	4/4/2008	\$ 1,762,989,788	\$ 1,441,875,839	\$ 230,481,901	Surety
10391	BERKSHIRE HATHAWAY DIRECT INS CO	NE	3/25/1970	7/9/1975	\$ 351,418,164	\$ 242,149,613	\$ (17,417,690)	Casualty, Including Workers' Compensation; Disability, Excluding Managed Care; Marine and Transportation; Property; Surety
20044	BERKSHIRE HATHAWAY HOMESTATE INS CO	NE	1/9/1970	11/25/1996	\$ 4,261,128,105	\$ 2,491,546,143	\$ 103,544,708	Casualty, Including Workers' Compensation; Marine and Transportation; Property; Surety
22276	BERKSHIRE HATHAWAY SPECIALTY INS CO	NE	2/10/1866	8/28/1962	\$ 7,199,459,696	\$ 4,409,675,842	\$ 9,996,569	Casualty, Excluding Workers' Compensation; Disability, Excluding Managed Care; Marine and Transportation; Property; Surety
20095	BITCO GEN INS CORP	IA	7/23/1928	9/24/1963	\$ 1,125,819,425	\$ 342,162,479	\$ 6,539,757	Casualty, Including Workers' Compensation; Marine and Transportation; Property; Surety
20109	BITCO NATL INS CO	IA	10/1/1942	9/20/1963	\$ 233,823,705	\$ 92,253,525	\$ 15,891,159	Casualty, Including Workers' Compensation; Marine and Transportation; Property; Surety
26611	BLACKBOARD INS CO	DE	6/1/1973	11/26/1974	\$ 98,076,746	\$ 20,038,410	\$ (2,484,229)	Casualty, Excluding Workers' Compensation; Casualty, Including Workers' Compensation; Marine and Transportation; Property; Surety
22250	BLUESHORE INS CO	TX	6/19/1986	6/29/1987	\$ 181,413,205	\$ 56,887,274	\$ 6,185,703	Casualty, Excluding Workers' Compensation
27081	BOND SAFEGUARD INS CO	SD	6/15/1971	11/28/2006	\$ 57,938,254	\$ 40,273,686	\$ 1,162,002	Surety
19658	BRISTOL W INS CO	OH	2/9/1968	12/16/1968	\$ 174,541,989	\$ 45,897,060	\$ 642,710	Casualty, Excluding Workers' Compensation; Disability, Excluding Managed Care; Marine and Transportation; Property; Surety
13528	BROTHERHOOD MUT INS CO	IN	8/20/1935	4/1/1999	\$ 1,000,360,927	\$ 324,427,475	\$ 11,533,089	Casualty, Including Workers' Compensation; Disability, Excluding Managed Care; Marine and Transportation; Property; Surety
14380	BUILD AMER MUT ASSUR CO	NY	3/16/2012	3/15/2013	\$ 481,545,905	\$ 298,108,444	\$ (49,342,708)	Surety
13544	CALIFORNIA CAPITAL INS CO	CA	5/25/1898	6/26/1981	\$ 800,357,660	\$ 363,487,311	\$ 17,813,051	Casualty, Excluding Workers' Compensation; Marine and Transportation; Property
35955	CALIFORNIA CAS GEN INS CO OF OR	OR	9/26/1977	7/18/1987	\$ 136,592,262	\$ 18,115,015	\$ (538,682)	Casualty, Excluding Workers' Compensation; Marine and Transportation; Property; Surety

PROPERTY & CASUALTY COMPANIES

COCODE	COMPANY NAME	STATE OF DOMICILE	INCORPORATED DATE	IDAHO LICENSED DATE	TOTAL ASSETS	CAPITAL AND SURPLUS	NET INCOME	LINE(S) OF BUSINESS
20117	CALIFORNIA CAS IND EXCH	CA	1/1/1914	1/2/1962	\$ 600,482,044	\$ 216,582,246	\$ 42,046,080	Casualty, Excluding Workers' Compensation; Marine and Transportation; Property; Surety
20125	CALIFORNIA CAS INS CO	OR	10/20/1967	10/5/1987	\$ 97,293,361	\$ 59,431,387	\$ (7,301)	Casualty, Excluding Workers' Compensation; Marine and Transportation; Property; Surety
38865	CALIFORNIA INS CO	CA	2/1/1965	7/6/1982	\$ 1,215,535,025	\$ 644,585,627	\$ 39,077,213	Casualty, Including Workers' Compensation; Disability, Excluding Managed Care; Marine and Transportation; Property; Surety
36340	CAMICO MUT INS CO	CA	3/4/1986	12/1/1995	\$ 102,806,284	\$ 46,398,406	\$ 2,480,110	Casualty, Excluding Workers' Compensation
12260	CAMPMED CAS & IND CO INC	NH	1/1/2011	6/20/2012	\$ 20,246,297	\$ 20,230,981	\$ 405,589	Casualty, Excluding Workers' Compensation; Marine and Transportation; Property; Surety
10464	CANAL INS CO	SC	2/27/1939	6/4/1958	\$ 1,072,331,744	\$ 493,695,815	\$ 26,695,764	Casualty, Excluding Workers' Compensation; Marine and Transportation; Property
10472	CAPITOL IND CORP	WI	9/23/1959	5/2/1973	\$ 913,651,389	\$ 296,892,201	\$ 8,433,808	Casualty, Excluding Workers' Compensation; Casualty, Including Workers' Compensation; Disability, Excluding Managed Care; Marine and Transportation; Property; Surety
10510	CAROLINA CAS INS CO	IA	4/18/1951	8/27/1968	\$ 263,682,534	\$ 112,908,155	\$ 1,819,225	Casualty, Excluding Workers' Compensation; Casualty, Including Workers' Compensation; Disability, Excluding Managed Care; Marine and Transportation; Property; Surety
26697	CASUALTY UNDERWRITERS INS CO	UT	5/30/1986	12/30/1992	\$ 7,794,360	\$ 5,208,956	\$ 222,249	Casualty, Excluding Workers' Compensation; Property
11255	CATERPILLAR INS CO	MO	2/7/1963	11/21/2000	\$ 1,133,130,128	\$ 531,262,889	\$ 54,880,502	Casualty, Excluding Workers' Compensation; Casualty, Including Workers' Compensation; Marine and Transportation; Property; Surety
19518	CATLIN INS CO	TX	4/19/1913	3/5/2009	\$ 265,291,500	\$ 54,723,395	\$ 7,626,704	Casualty, Excluding Workers' Compensation; Disability, Excluding Managed Care; Marine and Transportation; Property; Surety
20273	CEDAR INS CO	NY	7/26/1991	6/7/1996	\$ 14,008,945	\$ 14,007,320	\$ 129,375	Casualty, Excluding Workers' Compensation; Marine and Transportation; Property; Surety
11499	CENSTAT CAS CO	NE	5/31/2002	5/26/2009	\$ 26,636,001	\$ 22,752,895	\$ 1,228,522	Casualty, Excluding Workers' Compensation
20230	CENTRAL MUT INS CO	OH	4/17/1876	11/1/2016	\$ 1,987,577,763	\$ 1,004,413,798	\$ 51,837,073	Casualty, Including Workers' Compensation; Marine and Transportation; Property; Surety
34274	CENTRAL STATES IND CO OF OMAHA	NE	5/20/1977	10/28/1983	\$ 767,428,230	\$ 663,971,322	\$ 7,845,367	Casualty, Excluding Workers' Compensation; Disability, Excluding Managed Care; Marine and Transportation; Property
34649	CENTRE INS CO	DE	10/31/1969	7/28/1981	\$ 28,069,868	\$ 10,640,982	\$ (112,150)	Casualty, Including Workers' Compensation; Disability, Excluding Managed Care; Marine and Transportation; Property; Surety
42765	CENTURION CAS CO	NE	2/9/1983	7/21/1989	\$ 9,837,517	\$ 9,813,137	\$ (195,263)	Casualty, Excluding Workers' Compensation; Disability, Excluding Managed Care; Marine and Transportation; Property; Surety
20710	CENTURY IND CO	PA	7/2/1963	8/25/1969	\$ 616,642,041	\$ 25,000,000	\$ (23,188,422)	Casualty, Including Workers' Compensation; Disability, Excluding Managed Care; Marine and Transportation; Property; Surety
26905	CENTURY NATL INS CO	CA	6/23/1955	12/30/1980	\$ 97,798,662	\$ 40,252,117	\$ 2,053,586	Casualty, Excluding Workers' Compensation; Marine and Transportation; Property
10006	CERITY INS CO	NY	9/8/1989	6/15/1989	\$ 155,286,870	\$ 51,998,854	\$ 3,016,099	Casualty, Excluding Workers' Compensation; Casualty, Including Workers' Compensation; Marine and Transportation; Property; Surety

PROPERTY & CASUALTY COMPANIES

COCODE	COMPANY NAME	STATE OF DOMICILE	INCORPORATED DATE	IDAHO LICENSED DATE	TOTAL ASSETS	CAPITAL AND SURPLUS	NET INCOME	LINE(S) OF BUSINESS
25615	CHARTER OAK FIRE INS CO	CT	4/29/1931	4/29/1936	\$ 1,081,057,829	\$ 250,116,884	\$ 28,304,365	Casualty, Including Workers' Compensation; Disability, Excluding Managed Care; Marine and Transportation; Property; Surety
10642	CHEROKEE INS CO	MI	7/26/1946	10/23/1973	\$ 795,745,961	\$ 337,342,789	\$ 37,250,335	Casualty, Excluding Workers' Compensation; Marine and Transportation; Property; Surety
22810	CHICAGO INS CO	IL	7/2/1956	9/1/1964	\$ 76,224,848	\$ 73,788,067	\$ 1,453,943	Casualty, Excluding Workers' Compensation; Marine and Transportation; Property
12777	CHUBB IND INS CO	NY	11/3/1922	1/23/1997	\$ 272,171,039	\$ 183,241,840	\$ 1,109,120	Casualty, Including Workers' Compensation; Marine and Transportation; Property; Surety
10052	CHUBB NATL INS CO	IN	3/23/1993	1/23/1997	\$ 332,331,937	\$ 190,800,916	\$ 4,597,625	Casualty, Including Workers' Compensation; Disability, Excluding Managed Care; Marine and Transportation; Property; Surety
18767	CHURCH MUT INS CO S I	WI	3/4/1897	5/13/1971	\$ 2,120,745,617	\$ 570,751,700	\$ 43,274,957	Casualty, Including Workers' Compensation; Marine and Transportation; Property; Surety
22004	CIM INS CORP	MI	10/23/1998	4/1/1966	\$ 16,403,413	\$ 16,372,588	\$ 76,252	Casualty, Excluding Workers' Compensation; Marine and Transportation; Property; Surety
20400	CIMARRON INS CO INC	AZ	3/21/1947	9/25/1953	\$ 34,936,197	\$ 11,148,912	\$ (1,831,351)	Casualty, Excluding Workers' Compensation; Marine and Transportation; Property
31534	CITIZENS INS CO OF AMER	MI	5/29/1974	10/1/2011	\$ 2,014,088,473	\$ 728,670,339	\$ 71,497,335	Casualty, Including Workers' Compensation; Marine and Transportation; Property
41335	CITY NATL INS CO	TX	2/2/1961	4/24/2001	\$ 29,130,372	\$ 17,578,645	\$ 1,292,794	Casualty, Excluding Workers' Compensation; Casualty, Including Workers' Compensation; Disability, Excluding Managed Care; Marine and Transportation; Property; Surety
10693	CIVIL SERV EMPLOYEES INS CO	CA	11/25/1949	9/10/1957	\$ 189,483,145	\$ 69,669,688	\$ 10,295,931	Casualty, Excluding Workers' Compensation; Marine and Transportation; Property
20532	CLARENDON NATL INS CO	TX	7/21/1941	10/18/1952	\$ 1,229,058,164	\$ 267,096,580	\$ 13,201,299	Casualty, Including Workers' Compensation; Disability, Excluding Managed Care; Marine and Transportation; Property; Surety
28860	CLEAR BLUE INS CO	IL	1/28/1987	10/10/1996	\$ 151,490,615	\$ 106,084,603	\$ 677,635	Casualty, Excluding Workers' Compensation; Disability, Excluding Managed Care; Marine and Transportation; Property; Surety
15563	CLEAR SPRING PROP & CAS CO	TX	7/26/1986	12/17/1987	\$ 625,827,609	\$ 197,833,954	\$ (211,389)	Casualty, Excluding Workers' Compensation; Casualty, Including Workers' Compensation; Disability, Excluding Managed Care; Marine and Transportation; Property; Surety
33480	CLERMONT INS CO	IA	1/1/1977	12/23/1998	\$ 29,322,690	\$ 24,855,961	\$ 315,022	Casualty, Excluding Workers' Compensation; Marine and Transportation; Property; Surety
16203	CM SELECT INS CO	WI	5/4/2017	9/9/2019	\$ 23,660,070	\$ 21,468,606	\$ 272,362	Casualty, Excluding Workers' Compensation; Marine and Transportation; Property
31887	COFACE N AMER INS CO	MA	10/7/1974	12/17/2008	\$ 176,623,332	\$ 66,534,682	\$ 18,222,202	Casualty, Excluding Workers' Compensation; Marine and Transportation; Property; Surety
36552	COLISEUM REINS CO	DE	1/9/1978	10/5/1987	\$ 189,270,248	\$ 124,728,748	\$ (999,291)	Casualty, Excluding Workers' Compensation; Casualty, Including Workers' Compensation; Disability, Excluding Managed Care; Marine and Transportation; Property; Surety
34347	COLONIAL AMER CAS & SURETY CO	IL	5/24/1977	10/15/1996	\$ 20,934,054	\$ 18,985,762	\$ 277,020	Casualty, Excluding Workers' Compensation; Marine and Transportation; Property; Surety
10758	COLONIAL SURETY CO	PA	3/19/1930	11/22/2002	\$ 84,458,799	\$ 55,223,922	\$ 2,949,221	Casualty, Excluding Workers' Compensation; Casualty, Including Workers' Compensation; Marine and Transportation; Property; Surety

PROPERTY & CASUALTY COMPANIES

COCODE	COMPANY NAME	STATE OF DOMICILE	INCORPORATED DATE	IDAHO LICENSED DATE	TOTAL ASSETS	CAPITAL AND SURPLUS	NET INCOME	LINE(S) OF BUSINESS
36927	COLONY SPECIALTY INS CO	OH	12/20/1978	3/2/2000	\$ 91,679,512	\$ 23,775,788	\$ 842,984	Casualty, Excluding Workers' Compensation; Marine and Transportation; Property
41785	COLORADO CAS INS CO	NH	4/24/1980	8/12/1994	\$ 15,815,531	\$ 15,529,717	\$ 120,377	Casualty, Excluding Workers' Compensation; Marine and Transportation; Property
27812	COLUMBIA INS CO	NE	1/28/1970	9/6/1973	\$ 39,853,298,768	\$ 31,889,077,338	\$ 1,268,549,087	Casualty, Excluding Workers' Compensation; Marine and Transportation; Property; Surety
40371	COLUMBIA MUT INS CO	MO	6/3/1940	10/29/1991	\$ 427,088,955	\$ 208,469,674	\$ 9,684,138	Casualty, Excluding Workers' Compensation; Marine and Transportation; Property; Surety
19410	COMMERCE & INDUSTRY INS CO	NY	12/6/1957	7/19/1965	\$ 1,831,176,761	\$ 470,939,679	\$ (26,618,769)	Casualty, Including Workers' Compensation; Marine and Transportation; Property; Surety
12177	COMPWEST INS CO	CA	4/28/2004	7/1/2007	\$ 236,202,234	\$ 154,959,753	\$ 3,308,856	Casualty, Including Workers' Compensation
10891	CONCERT INS CO	IL	12/15/1982	11/20/2003	\$ 49,927,183	\$ 30,043,496	\$ (39,295)	Casualty, Excluding Workers' Compensation; Marine and Transportation; Property; Surety
32190	CONSTITUTION INS CO	NY	2/10/1992	4/2/2001	\$ 40,121,058	\$ 23,170,125	\$ 676,312	Casualty, Excluding Workers' Compensation; Casualty, Including Workers' Compensation; Marine and Transportation; Property; Surety
10204	CONSUMERS INS USA INC	OH	7/27/1994	11/19/2009	\$ 94,959,910	\$ 36,125,427	\$ 2,077,503	Casualty, Excluding Workers' Compensation; Marine and Transportation; Property
20443	CONTINENTAL CAS CO	IL	11/29/1897	6/30/1948	\$ 45,788,312,499	\$ 11,320,969,491	\$ 1,201,438,618	Casualty, Including Workers' Compensation; Disability, Excluding Managed Care; Marine and Transportation; Property; Surety
39551	CONTINENTAL HERITAGE INS CO	FL	3/11/1980	5/13/1993	\$ 38,326,566	\$ 25,787,220	\$ 1,335,484	Casualty, Excluding Workers' Compensation; Property; Surety
28258	CONTINENTAL IND CO	NM	12/9/1986	10/27/1992	\$ 472,524,377	\$ 117,099,622	\$ 8,065,454	Casualty, Excluding Workers' Compensation; Marine and Transportation; Property
35289	CONTINENTAL INS CO	PA	1/7/1853	12/31/1977	\$ 1,988,493,153	\$ 1,812,096,591	\$ 58,298,845	Casualty, Including Workers' Compensation; Disability, Excluding Managed Care; Marine and Transportation; Property; Surety
10804	CONTINENTAL WESTERN INS CO	IA	7/1/1907	12/4/1970	\$ 204,421,324	\$ 102,512,914	\$ 1,007,290	Casualty, Including Workers' Compensation; Marine and Transportation; Property; Surety
37206	CONTRACTORS BONDING & INS CO	IL	9/24/1979	4/2/1984	\$ 247,708,320	\$ 119,821,608	\$ 13,415,493	Casualty, Excluding Workers' Compensation; Marine and Transportation; Property; Surety
11860	COPIC INS CO	CO	4/11/1984	12/31/2001	\$ 647,851,090	\$ 340,770,058	\$ 16,793,792	Casualty, Excluding Workers' Compensation
10499	COREPOINTE INS CO	DE	12/29/1964	8/27/1968	\$ 17,918,375	\$ 15,624,447	\$ 365,239	Casualty, Excluding Workers' Compensation; Casualty, Including Workers' Compensation; Disability, Excluding Managed Care; Marine and Transportation; Property; Surety
20982	COUNTRY CAS INS CO	IL	1/23/1964	1/29/1999	\$ 87,558,308	\$ 72,276,293	\$ 745,880	Casualty, Excluding Workers' Compensation; Marine and Transportation; Property; Surety
20990	COUNTRY MUT INS CO	IL	10/26/1925	1/29/1999	\$ 6,546,162,356	\$ 3,514,928,409	\$ 289,111,274	Casualty, Excluding Workers' Compensation; Marine and Transportation; Property; Surety
21008	COUNTRY PREF INS CO	IL	5/19/1953	10/19/1967	\$ 285,317,259	\$ 85,489,949	\$ 5,710,046	Casualty, Excluding Workers' Compensation; Casualty, Including Workers' Compensation; Marine and Transportation; Property; Surety
26492	COURTESY INS CO	FL	12/21/1987	8/18/1998	\$ 1,189,754,392	\$ 579,873,691	\$ 64,511,093	Marine and Transportation; Property; Surety
18961	CRESTBROOK INS CO	OH	7/9/1985	1/8/2014	\$ 228,642,194	\$ 68,060,393	\$ 745,363	Casualty, Excluding Workers' Compensation; Casualty, Including Workers' Compensation; Marine and Transportation; Property; Surety
16070	CRONUS INS CO	TX	11/2/2016	6/17/2021	\$ 47,496,832	\$ 37,618,894	\$ 4,262,174	Casualty, Excluding Workers' Compensation; Marine and Transportation; Property; Surety

PROPERTY & CASUALTY COMPANIES

COCODE	COMPANY NAME	STATE OF DOMICILE	INCORPORATED DATE	IDAHO LICENSED DATE	TOTAL ASSETS	CAPITAL AND SURPLUS	NET INCOME	LINE(S) OF BUSINESS
31348	CRUM & FORSTER IND CO	DE	12/2/1987	12/29/2003	\$ 74,797,377	\$ 25,081,726	\$ 2,618,312	Casualty, Including Workers' Compensation; Marine and Transportation; Property; Surety
10921	CSAA FIRE & CAS INS CO	IN	10/10/1997	5/20/2004	\$ 117,317,013	\$ 55,639,967	\$ 6,671,791	Casualty, Excluding Workers' Compensation; Marine and Transportation; Property
37770	CSAA GEN INS CO	IN	6/25/1987	8/7/2002	\$ 447,134,650	\$ 160,004,241	\$ 5,512,407	Casualty, Excluding Workers' Compensation; Marine and Transportation; Property
18953	CSE SAFEGUARD INS CO	CA	4/20/1984	3/1/1988	\$ 87,896,597	\$ 34,403,883	\$ 4,316,505	Casualty, Excluding Workers' Compensation; Marine and Transportation; Property; Surety
10847	CUMIS INS SOCIETY INC	IA	5/25/1960	1/25/1963	\$ 2,447,900,767	\$ 1,114,097,323	\$ 129,715,405	Casualty, Excluding Workers' Compensation; Disability, Excluding Managed Care; Marine and Transportation; Property; Surety
10855	CYPRESS INS CO	CA	10/17/1962	7/1/1997	\$ 2,445,269,121	\$ 1,188,307,798	\$ 81,719,440	Casualty, Including Workers' Compensation
25747	DAIRYLAND AMER INS CO	WI	9/29/1960	12/23/1960	\$ 9,528,537	\$ 9,346,387	\$ 167,609	Casualty, Excluding Workers' Compensation; Casualty, Including Workers' Compensation; Disability, Excluding Managed Care; Marine and Transportation; Property; Surety
21164	DAIRYLAND INS CO	WI	1/8/1953	9/3/1965	\$ 1,628,822,054	\$ 512,046,463	\$ 51,505,249	Casualty, Excluding Workers' Compensation; Disability, Excluding Managed Care; Marine and Transportation; Property; Surety
10863	DAKOTA FIRE INS CO	ND	8/23/1957	8/17/1992	\$ 127,539,250	\$ 84,009,386	\$ 2,537,601	Casualty, Excluding Workers' Compensation; Marine and Transportation; Property; Surety
34924	DAKOTA TRUCK UNDERWRITERS	SD	11/20/1989	11/1/2010	\$ 189,220,294	\$ 74,997,482	\$ 7,223,844	Casualty, Including Workers' Compensation; Property; Surety
16705	DEALERS ASSUR CO	OH	8/2/1935	9/15/2016	\$ 292,708,716	\$ 106,114,994	\$ 10,719,940	Casualty, Excluding Workers' Compensation; Property
40975	DENTISTS INS CO	CA	11/1/1979	11/22/2002	\$ 388,802,726	\$ 190,034,726	\$ 8,609,869	Casualty, Excluding Workers' Compensation; Property
42587	DEPOSITORS INS CO	IA	8/24/1983	12/18/1987	\$ 273,412,659	\$ 39,430,667	\$ 389,566	Casualty, Excluding Workers' Compensation; Casualty, Including Workers' Compensation; Marine and Transportation; Property
12718	DEVELOPERS SURETY & IND CO	CA	10/10/1936	8/12/1988	\$ 627,026,474	\$ 149,747,063	\$ (2,934,005)	Casualty, Excluding Workers' Compensation; Marine and Transportation; Property; Surety
42048	DIAMOND STATE INS CO	IN	2/20/1981	8/14/1991	\$ 175,583,170	\$ 46,637,761	\$ 3,633,076	Casualty, Excluding Workers' Compensation; Marine and Transportation; Property; Surety
29530	DIGITAL AFFECT INS CO	NY	9/17/1986	3/20/1991	\$ 11,196,676	\$ 11,179,803	\$ 298,146	Casualty, Excluding Workers' Compensation; Marine and Transportation; Property
23736	DIRECT NATL INS CO	NC	10/31/2000	9/14/1959	\$ 5,594,410	\$ 5,557,554	\$ 9,339	Casualty, Excluding Workers' Compensation
36463	DISCOVER PROP & CAS INS CO	CT	12/20/1978	10/21/1981	\$ 147,993,780	\$ 62,647,524	\$ 3,711,191	Casualty, Including Workers' Compensation; Disability, Excluding Managed Care; Marine and Transportation; Property; Surety
34495	DOCTORS CO AN INTERINS EXCH	CA	4/15/1976	9/28/1989	\$ 4,793,776,827	\$ 2,540,131,649	\$ 130,270,245	Casualty, Excluding Workers' Compensation; Disability, Excluding Managed Care; Marine and Transportation; Property; Surety
33499	DORINCO REINS CO	MI	3/8/1977	8/16/1991	\$ 1,765,302,340	\$ 613,550,381	\$ 27,355,070	Casualty, Excluding Workers' Compensation; Marine and Transportation; Property; Surety
12890	EAGLE W INS CO	CA	10/14/1960	10/19/2006	\$ 150,694,053	\$ 41,389,911	\$ 4,703,415	Casualty, Excluding Workers' Compensation; Marine and Transportation; Property
28649	EASTERN ATLANTIC INS CO	PA	8/12/1985	3/1/2014	\$ 98,888,283	\$ 44,316,465	\$ 337,762	Casualty, Excluding Workers' Compensation; Marine and Transportation; Property; Surety
14702	EASTGUARD INS CO	PA	2/23/1827	1/1/2004	\$ 350,489,038	\$ 98,995,987	\$ (46,610)	Casualty, Including Workers' Compensation; Marine and Transportation; Property; Surety

PROPERTY & CASUALTY COMPANIES

COCODE	COMPANY NAME	STATE OF DOMICILE	INCORPORATED DATE	IDAHO LICENSED DATE	TOTAL ASSETS	CAPITAL AND SURPLUS	NET INCOME	LINE(S) OF BUSINESS
22926	ECONOMY FIRE & CAS CO	IL	1/30/1935	7/8/1988	\$ 545,748,265	\$ 326,666,629	\$ (659,426)	Casualty, Excluding Workers' Compensation; Disability, Excluding Managed Care; Marine and Transportation; Property; Surety
38067	ECONOMY PREFERRED INS CO	IL	5/29/1979	7/8/1988	\$ 104,193,835	\$ 22,548,050	\$ (516,687)	Casualty, Excluding Workers' Compensation; Disability, Excluding Managed Care; Marine and Transportation; Property; Surety
40649	ECONOMY PREMIER ASSUR CO	IL	12/15/1980	7/8/1988	\$ 124,693,171	\$ 45,316,909	\$ (644,258)	Casualty, Excluding Workers' Compensation; Marine and Transportation; Property
21261	ELECTRIC INS CO	MA	4/21/1966	11/7/1972	\$ 1,035,213,869	\$ 373,778,012	\$ 25,101,762	Casualty, Including Workers' Compensation; Disability, Excluding Managed Care; Marine and Transportation; Property; Surety
25186	EMC PROP & CAS INS CO	IA	6/16/1953	7/18/2018	\$ 39,332,630	\$ 36,170,785	\$ 974,209	Casualty, Including Workers' Compensation; Marine and Transportation; Property
21407	EMCASCO INS CO	IA	12/9/1958	5/31/2013	\$ 266,913,313	\$ 180,457,320	\$ 5,747,115	Casualty, Excluding Workers' Compensation; Casualty, Including Workers' Compensation; Marine and Transportation; Property; Surety
21326	EMPIRE FIRE & MARINE INS CO	IL	3/16/1954	12/19/1957	\$ 65,531,761	\$ 38,876,337	\$ 469,941	Casualty, Excluding Workers' Compensation; Disability, Excluding Managed Care; Marine and Transportation; Property; Surety
25402	EMPLOYERS ASSUR CO	FL	11/14/1979	3/1/2011	\$ 803,726,826	\$ 231,634,621	\$ 26,725,335	Casualty, Including Workers' Compensation
11512	EMPLOYERS COMPENSATION INS CO	CA	5/16/2002	7/3/2003	\$ 696,982,829	\$ 314,685,732	\$ 21,950,168	Casualty, Including Workers' Compensation
10640	EMPLOYERS INS CO OF NV	NV	12/1/1999	6/1/2008	\$ 366,663,423	\$ 250,431,200	\$ 15,326,427	Casualty, Including Workers' Compensation
21458	EMPLOYERS INS CO OF WAUSAU	WI	8/21/1911	5/24/1940	\$ 8,558,188,793	\$ 2,166,119,875	\$ 99,029,532	Casualty, Including Workers' Compensation; Disability, Excluding Managed Care; Marine and Transportation; Property; Surety
21415	EMPLOYERS MUT CAS CO	IA	4/24/1911	12/16/1941	\$ 5,097,920,452	\$ 1,737,298,086	\$ 106,309,077	Casualty, Including Workers' Compensation; Disability, Excluding Managed Care; Marine and Transportation; Property; Surety
10346	EMPLOYERS PREFERRED INS CO	FL	1/1/1982	10/1/2010	\$ 1,062,294,910	\$ 240,487,619	\$ 27,566,669	Casualty, Including Workers' Compensation
37095	ENACT FINANCIAL ASSUR CORP	NC	6/12/1992	11/9/2007	\$ 10,023,947	\$ 10,016,781	\$ (12,757)	Casualty, Excluding Workers' Compensation; Mortgage Guaranty
15130	ENCOMPASS IND CO	IL	1/25/1984	12/5/2002	\$ 11,233,225	\$ 8,109,371	\$ 130,979	Casualty, Excluding Workers' Compensation; Marine and Transportation; Property; Surety
10641	ENDURANCE AMER INS CO	DE	3/21/1996	11/10/1997	\$ 5,429,500,623	\$ 1,032,135,431	\$ 61,144,658	Casualty, Excluding Workers' Compensation; Casualty, Including Workers' Compensation; Marine and Transportation; Property; Surety
11551	ENDURANCE ASSUR CORP	DE	9/5/2002	1/30/2008	\$ 6,634,128,664	\$ 2,692,348,426	\$ 65,588,846	Casualty, Including Workers' Compensation; Disability, Excluding Managed Care; Marine and Transportation; Property; Surety
43630	ENDURANCE RISK SOLUTIONS ASSUR CO	DE	6/6/1986	12/14/1987	\$ 898,518,195	\$ 247,095,187	\$ 20,702,868	Casualty, Excluding Workers' Compensation; Marine and Transportation; Property; Surety
11232	ENUMCLAW PROP & CAS INS CO	OR	11/27/2001	10/30/2003	\$ 8,664,383	\$ 8,584,597	\$ 116,796	Casualty, Excluding Workers' Compensation; Marine and Transportation; Property; Surety
28746	EQUITY INS CO	TX	1/1/1965	1/28/2005	\$ 117,065,429	\$ 33,569,352	\$ (6,866,046)	Casualty, Excluding Workers' Compensation; Marine and Transportation; Property
13634	ESSENT GUAR INC	PA	11/14/2008	2/2/2010	\$ 3,374,858,531	\$ 1,043,866,319	\$ 497,651,576	Mortgage Guaranty
37915	ESSENTIA INS CO	MO	4/27/1979	11/30/1982	\$ 109,029,384	\$ 32,371,438	\$ 189,279	Casualty, Excluding Workers' Compensation; Marine and Transportation; Property

PROPERTY & CASUALTY COMPANIES

COCODE	COMPANY NAME	STATE OF DOMICILE	INCORPORATED DATE	IDAHO LICENSED DATE	TOTAL ASSETS	CAPITAL AND SURPLUS	NET INCOME	LINE(S) OF BUSINESS
25712	ESURANCE INS CO	IL	12/1/1933	9/8/2014	\$ 149,644,743	\$ 120,000,190	\$ 11,867,277	Casualty, Excluding Workers' Compensation; Marine and Transportation; Property
21741	ESURANCE INS CO OF NJ	IL	10/22/1919	5/23/1940	\$ 13,926,756	\$ 9,654,990	\$ 134,850	Casualty, Including Workers' Compensation; Marine and Transportation; Property; Surety
30210	ESURANCE PROP & CAS INS CO	IL	10/22/1987	11/20/2012	\$ 47,210,168	\$ 7,296,521	\$ 949,586	Casualty, Excluding Workers' Compensation; Marine and Transportation; Property
20516	EULER HERMES N AMER INS CO	MD	4/28/1893	11/30/2006	\$ 767,726,290	\$ 256,381,885	\$ 103,177,384	Casualty, Excluding Workers' Compensation; Surety
16044	EVEREST DENALI INS CO	DE	6/7/2016	11/7/2017	\$ 160,224,945	\$ 26,481,365	\$ 662,305	Casualty, Including Workers' Compensation; Marine and Transportation; Property
10120	EVEREST NATL INS CO	DE	11/12/1985	12/17/1987	\$ 1,220,571,433	\$ 200,828,657	\$ 9,829,120	Casualty, Including Workers' Compensation; Disability, Excluding Managed Care; Marine and Transportation; Property; Surety
16045	EVEREST PREMIER INS CO	DE	6/7/2016	11/7/2017	\$ 205,922,118	\$ 25,448,531	\$ 437,844	Casualty, Including Workers' Compensation; Marine and Transportation; Property
26921	EVEREST REINS CO	DE	6/13/1973	9/15/1976	\$ 20,263,086,133	\$ 5,789,484,486	\$ 336,057,584	Casualty, Including Workers' Compensation; Disability, Excluding Managed Care; Marine and Transportation; Property; Surety
12750	EVERGREEN NATL IND CO	OH	12/30/1939	10/3/1983	\$ 77,295,092	\$ 42,939,143	\$ 3,320,422	Casualty, Excluding Workers' Compensation; Marine and Transportation; Property; Surety
24961	EVERSPAN INS CO	AZ	1/11/1968	9/4/1969	\$ 57,691,608	\$ 55,172,159	\$ (3,640,545)	Casualty, Excluding Workers' Compensation; Disability, Excluding Managed Care; Marine and Transportation; Property; Surety
10003	EXCESS SHARE INS CORP	OH	8/17/1993	12/13/1995	\$ 67,015,301	\$ 25,216,577	\$ 537,238	Casualty, Excluding Workers' Compensation
35181	EXECUTIVE RISK IND INC	DE	9/23/1977	2/7/1995	\$ 6,675,603,826	\$ 1,681,749,936	\$ 193,519,333	Casualty, Including Workers' Compensation; Disability, Excluding Managed Care; Marine and Transportation; Property; Surety
40029	EXPLORER INS CO	CA	12/8/1981	5/31/1991	\$ 635,895,239	\$ 213,439,643	\$ 13,559,986	Casualty, Including Workers' Compensation; Marine and Transportation; Property; Surety
21482	FACTORY MUT INS CO	RI	10/31/1835	6/30/1968	\$ 25,986,924,400	\$ 17,858,295,078	\$ 1,198,113,279	Casualty, Excluding Workers' Compensation; Marine and Transportation; Property; Surety
35157	FAIR AMER INS & REINS CO	NY	9/8/1985	10/9/1979	\$ 247,514,432	\$ 209,285,887	\$ 2,493,808	Casualty, Excluding Workers' Compensation; Disability, Excluding Managed Care; Marine and Transportation; Property; Surety
31925	FALLS LAKE NATL INS CO	OH	2/6/1974	9/29/1980	\$ 1,152,213,665	\$ 123,475,583	\$ (549,578)	Casualty, Excluding Workers' Compensation; Casualty, Including Workers' Compensation; Disability, Excluding Managed Care; Marine and Transportation; Property; Surety
13765	FARM BUREAU MUT INS CO OF ID	ID	4/27/1947	5/1/1947	\$ 610,238,118	\$ 301,232,091	\$ 25,645,217	Casualty, Including Workers' Compensation; Disability, Excluding Managed Care; Marine and Transportation; Property; Surety
19194	FARMERS ALLIANCE MUT INS CO	KS	7/20/1888	10/30/1974	\$ 398,882,653	\$ 230,449,901	\$ 12,133,927	Casualty, Excluding Workers' Compensation; Marine and Transportation; Property; Surety
40169	FARMERS CAS INS CO	RI	10/7/1981	1/9/1986	\$ 227,320,177	\$ 71,492,813	\$ (2,201,129)	Casualty, Excluding Workers' Compensation; Marine and Transportation; Property
25321	FARMERS DIRECT PROP & CAS INS CO	RI	5/24/1949	5/2/1968	\$ 167,800,720	\$ 48,996,878	\$ (1,775,500)	Casualty, Excluding Workers' Compensation; Disability, Excluding Managed Care; Marine and Transportation; Property; Surety
34339	FARMERS GRP PROP & CAS INS CO	RI	12/10/1976	10/7/1980	\$ 545,256,040	\$ 261,453,669	\$ (4,108,459)	Casualty, Excluding Workers' Compensation; Property; Surety

PROPERTY & CASUALTY COMPANIES

COCODE	COMPANY NAME	STATE OF DOMICILE	INCORPORATED DATE	IDAHO LICENSED DATE	TOTAL ASSETS	CAPITAL AND SURPLUS	NET INCOME	LINE(S) OF BUSINESS
21601	FARMERS INS CO OF ID	ID	10/29/1969	12/10/1969	\$ 216,370,969	\$ 74,639,615	\$ (2,025,431)	Casualty, Excluding Workers' Compensation; Casualty, Including Workers' Compensation; Disability, Excluding Managed Care; Marine and Transportation; Property; Surety
21652	FARMERS INS EXCH	CA	3/28/1928	1/1/1930	\$ 21,740,696,280	\$ 4,832,274,595	\$ (366,816,082)	Casualty, Including Workers' Compensation; Disability, Excluding Managed Care; Marine and Transportation; Property; Surety
13897	FARMERS MUT HAIL INS CO OF IA	IA	3/4/1893	6/19/1958	\$ 917,561,429	\$ 478,238,663	\$ 49,473,398	Casualty, Excluding Workers' Compensation; Marine and Transportation; Property
26298	FARMERS PROP & CAS INS CO	RI	8/31/1972	4/16/1973	\$ 5,205,576,709	\$ 2,106,408,096	\$ 330,351,452	Casualty, Excluding Workers' Compensation; Disability, Excluding Managed Care; Marine and Transportation; Property; Surety
28436	FARMERS UNION MUT INS CO	MT	12/4/1959	3/20/2007	\$ 77,315,447	\$ 42,936,280	\$ 2,461,365	Casualty, Excluding Workers' Compensation; Marine and Transportation; Property
41483	FARMINGTON CAS CO	CT	8/24/1982	7/8/1983	\$ 1,194,352,668	\$ 289,822,423	\$ 36,026,690	Casualty, Including Workers' Compensation; Disability, Excluding Managed Care; Marine and Transportation; Property; Surety
20281	FEDERAL INS CO	IN	2/15/1901	3/28/1940	\$ 18,087,070,097	\$ 4,635,975,729	\$ 431,210,487	Casualty, Including Workers' Compensation; Disability, Excluding Managed Care; Marine and Transportation; Property; Surety
13935	FEDERATED MUT INS CO	MN	8/1/1904	4/1/1921	\$ 8,253,590,262	\$ 4,441,254,813	\$ 253,833,614	Casualty, Including Workers' Compensation; Disability, Excluding Managed Care; Marine and Transportation; Property; Surety
16024	FEDERATED RESERVE INS CO	MN	6/24/2016	9/4/2019	\$ 149,164,978	\$ 65,506,740	\$ 4,155,816	Casualty, Including Workers' Compensation; Marine and Transportation; Property; Surety
11118	FEDERATED RURAL ELECTRIC INS EXCH	KS	5/14/1957	12/10/1979	\$ 666,809,385	\$ 256,313,447	\$ 31,585,948	Casualty, Including Workers' Compensation; Disability, Excluding Managed Care; Marine and Transportation; Property; Surety
28304	FEDERATED SERV INS CO	MN	6/6/1972	10/22/1974	\$ 549,242,384	\$ 298,311,756	\$ 15,812,085	Casualty, Including Workers' Compensation; Marine and Transportation; Property; Surety
39306	FIDELITY & DEPOSIT CO OF MD	IL	10/14/1980	12/24/1981	\$ 314,083,675	\$ 264,828,975	\$ 6,069,949	Casualty, Excluding Workers' Compensation; Casualty, Including Workers' Compensation; Marine and Transportation; Property; Surety
35386	FIDELITY & GUAR INS CO	IA	3/1/1977	3/19/1979	\$ 32,491,674	\$ 18,835,835	\$ 267,855	Casualty, Including Workers' Compensation; Marine and Transportation; Property; Surety
25879	FIDELITY & GUAR INS UNDERWRITERS INC	WI	7/6/1951	11/17/1955	\$ 161,227,107	\$ 91,712,681	\$ 3,253,777	Casualty, Including Workers' Compensation; Marine and Transportation; Property; Surety
35009	FINANCIAL CAS & SURETY INC	TX	12/20/1989	10/21/2004	\$ 33,045,512	\$ 18,639,232	\$ 4,399,602	Surety
19852	FINANCIAL IND CO	IL	12/19/1945	11/22/1961	\$ 156,607,248	\$ 25,416,271	\$ 758,253	Casualty, Excluding Workers' Compensation; Disability, Excluding Managed Care; Property; Surety
31453	FINANCIAL PACIFIC INS CO	CA	7/22/1986	6/19/1996	\$ 245,447,120	\$ 84,427,404	\$ 5,484,273	Casualty, Excluding Workers' Compensation; Marine and Transportation; Property; Surety
21660	FIRE INS EXCH	CA	11/10/1942	6/20/1943	\$ 3,058,083,104	\$ 907,162,284	\$ (31,738,697)	Casualty, Excluding Workers' Compensation; Casualty, Including Workers' Compensation; Marine and Transportation; Property; Surety
21873	FIREMANS FUND INS CO	IL	9/9/1864	9/19/1918	\$ 2,061,971,969	\$ 1,350,908,455	\$ 42,023,986	Casualty, Including Workers' Compensation; Disability, Excluding Managed Care; Marine and Transportation; Property; Surety
21784	FIREMENS INS CO OF WASHINGTON DC	DE	3/3/1837	3/1/2007	\$ 100,529,298	\$ 35,793,132	\$ 470,077	Casualty, Including Workers' Compensation; Marine and Transportation; Property; Surety

PROPERTY & CASUALTY COMPANIES

COCODE	COMPANY NAME	STATE OF DOMICILE	INCORPORATED DATE	IDAHO LICENSED DATE	TOTAL ASSETS	CAPITAL AND SURPLUS	NET INCOME	LINE(S) OF BUSINESS
37710	FIRST AMER PROP & CAS INS CO	CA	10/17/1977	3/19/1991	\$ 67,710,082	\$ 30,432,713	\$ (1,933,910)	Casualty, Excluding Workers' Compensation; Marine and Transportation; Property
29980	FIRST COLONIAL INS CO	FL	2/17/1987	4/23/1998	\$ 275,848,923	\$ 134,776,669	\$ 921,156	Casualty, Excluding Workers' Compensation; Marine and Transportation
10351	FIRST DAKOTA IND CO	SD	9/28/1995	11/1/2010	\$ 82,274,440	\$ 27,139,943	\$ 2,542,520	Casualty, Including Workers' Compensation; Surety
11177	FIRST FIN INS CO	IL	4/29/1970	9/9/1977	\$ 676,872,273	\$ 517,736,518	\$ 14,990,799	Casualty, Excluding Workers' Compensation; Casualty, Including Workers' Compensation; Marine and Transportation; Property; Surety
33588	FIRST LIBERTY INS CORP	IL	6/16/1989	7/1/1991	\$ 21,298,867	\$ 20,271,807	\$ 60,742	Casualty, Including Workers' Compensation; Disability, Excluding Managed Care; Marine and Transportation; Property; Surety
24724	FIRST NATL INS CO OF AMER	NH	10/10/1928	11/20/1928	\$ 62,626,448	\$ 61,866,154	\$ 1,104,696	Casualty, Including Workers' Compensation; Marine and Transportation; Property; Surety
10859	FIRST NONPROFIT INS CO	DE	1/1/1978	11/1/2009	\$ 10,877,750	\$ 10,855,519	\$ 458,241	Casualty, Including Workers' Compensation; Marine and Transportation; Property; Surety
27626	FIRSTCOMP INS CO	NE	12/17/1986	8/3/1992	\$ 203,606,199	\$ 76,165,071	\$ 6,588,398	Casualty, Excluding Workers' Compensation; Marine and Transportation; Property
11054	FLETCHER REINS CO	MO	8/18/2000	2/23/2004	\$ 427,655,786	\$ 227,355,944	\$ 12,404,700	Casualty, Excluding Workers' Compensation; Casualty, Including Workers' Compensation; Disability, Excluding Managed Care; Marine and Transportation; Property
40398	FLOIDA CAS INS CO	FL	10/6/1981	1/29/1992	\$ 10,642,766	\$ 10,460,382	\$ 645,587	Casualty, Excluding Workers' Compensation; Disability, Excluding Managed Care; Marine and Transportation; Property; Surety
13978	FLORISTS MUT INS CO	IL	6/1/1887	10/3/1988	\$ 148,220,884	\$ 32,392,449	\$ 1,968,389	Casualty, Including Workers' Compensation; Marine and Transportation; Property; Surety
36781	FMH AG RISK INS CO	IA	2/8/1979	12/6/1991	\$ 120,576,835	\$ 112,187,112	\$ 2,654,287	Casualty, Excluding Workers' Compensation; Disability, Excluding Managed Care; Property
11185	FOREMOST INS CO GRAND RAPIDS MI	MI	5/20/1952	9/2/1957	\$ 2,666,068,576	\$ 1,411,183,031	\$ 39,870,751	Casualty, Excluding Workers' Compensation; Casualty, Including Workers' Compensation; Disability, Excluding Managed Care; Marine and Transportation; Property; Surety
11800	FOREMOST PROP & CAS INS CO	MI	4/27/1984	7/2/1992	\$ 52,540,436	\$ 19,737,934	\$ 249,776	Casualty, Excluding Workers' Compensation; Casualty, Including Workers' Compensation; Marine and Transportation; Property; Surety
41513	FOREMOST SIGNATURE INS CO	MI	9/7/1982	3/1/2012	\$ 30,305,489	\$ 21,328,956	\$ 77,204	Casualty, Including Workers' Compensation; Marine and Transportation; Property
10801	FORTRESS INS CO	IL	5/22/1997	8/20/2002	\$ 163,215,896	\$ 82,233,490	\$ 1,997,096	Casualty, Excluding Workers' Compensation
11600	FRANK WINSTON CRUM INS CO	FL	1/23/2003	11/1/2013	\$ 208,332,263	\$ 51,622,784	\$ 3,333,978	Casualty, Including Workers' Compensation
13986	FRANKENMUTH MUT INS CO	MI	9/15/1921	6/7/1999	\$ 1,799,662,509	\$ 805,541,397	\$ 44,309,137	Casualty, Excluding Workers' Compensation; Marine and Transportation; Property; Surety
22209	FREEDOM SPECIALTY INS CO	OH	5/21/1929	12/10/1959	\$ 107,506,770	\$ 24,930,890	\$ 531,794	Casualty, Excluding Workers' Compensation; Marine and Transportation; Property; Surety
10074	FRONTLINE INS UNLIMITED CO	IL	1/7/1994	7/8/1996	\$ 87,702,709	\$ 32,938,301	\$ 3,017,089	Casualty, Excluding Workers' Compensation; Marine and Transportation; Property
21253	GARRISON PROP & CAS INS CO	TX	12/1/1900	10/25/2004	\$ 4,027,945,832	\$ 1,571,413,200	\$ 126,159,851	Casualty, Excluding Workers' Compensation; Marine and Transportation; Property
28339	GATEWAY INS CO	IL	5/21/1986	7/21/1997	\$ 36,100,345	\$ 10,657,336	\$ (7,345,312)	Casualty, Excluding Workers' Compensation; Marine and Transportation; Property
14138	GEICO ADVANTAGE INS CO	NE	6/13/2011	7/30/2012	\$ 4,320,266,171	\$ 1,992,210,256	\$ (905,089)	Casualty, Excluding Workers' Compensation; Property

PROPERTY & CASUALTY COMPANIES

COCODE	COMPANY NAME	STATE OF DOMICILE	INCORPORATED DATE	IDAHO LICENSED DATE	TOTAL ASSETS	CAPITAL AND SURPLUS	NET INCOME	LINE(S) OF BUSINESS
41491	GEICO CAS CO	NE	8/31/1982	4/24/1984	\$ 5,670,535,046	\$ 2,383,820,249	\$ 145,651,748	Casualty, Excluding Workers' Compensation; Marine and Transportation; Property
14139	GEICO CHOICE INS CO	NE	6/13/2011	7/30/2012	\$ 1,941,475,474	\$ 927,370,366	\$ (19,905,799)	Casualty, Excluding Workers' Compensation; Property
35882	GEICO GEN INS CO	NE	5/15/1934	12/31/1978	\$ 194,860,225	\$ 194,793,116	\$ 503,128	Casualty, Excluding Workers' Compensation; Marine and Transportation; Property; Surety
22055	GEICO IND CO	NE	3/22/1961	5/1/1984	\$ 15,498,951,751	\$ 10,851,842,474	\$ 216,159,247	Casualty, Excluding Workers' Compensation; Property
37923	GEICO MARINE INS CO	NE	11/1/1989	12/23/2008	\$ 260,376,044	\$ 124,360,575	\$ 21,987,451	Marine and Transportation; Property
14137	GEICO SECURE INS CO	NE	6/13/2011	7/30/2012	\$ 2,126,283,840	\$ 1,034,429,616	\$ (160,235,303)	Casualty, Excluding Workers' Compensation; Property
18457	GEM STATE INS CO	ID	3/10/1910	4/23/1985	\$ 13,201,238	\$ 9,313,164	\$ (76,823)	Casualty, Excluding Workers' Compensation; Marine and Transportation; Property
24414	GENERAL CAS CO OF WI	WI	5/12/1925	1/6/1993	\$ 1,456,244,055	\$ 313,687,102	\$ (2,093,747)	Casualty, Including Workers' Compensation; Marine and Transportation; Property; Surety
24732	GENERAL INS CO OF AMER	NH	3/20/1923	6/9/1923	\$ 106,895,485	\$ 102,534,080	\$ 948,198	Casualty, Including Workers' Compensation; Marine and Transportation; Property; Surety
22039	GENERAL REINS CORP	DE	10/8/1970	8/2/2001	\$ 24,077,373,736	\$ 13,927,168,050	\$ 257,645,803	Casualty, Excluding Workers' Compensation; Casualty, Including Workers' Compensation; Disability, Excluding Managed Care; Marine and Transportation; Property; Surety
39322	GENERAL SECURITY NATL INS CO	NY	5/15/1980	11/19/1984	\$ 505,534,200	\$ 91,864,130	\$ (7,345,714)	Casualty, Excluding Workers' Compensation; Casualty, Including Workers' Compensation; Disability, Excluding Managed Care; Marine and Transportation; Property; Surety
11967	GENERAL STAR NATL INS CO	DE	9/10/1864	12/18/1922	\$ 225,637,725	\$ 161,107,628	\$ 3,224,322	Casualty, Excluding Workers' Compensation; Marine and Transportation; Property; Surety
11231	GENERALI US BRANCH	NY	12/26/1831	11/30/1990	\$ 225,783,876	\$ 71,192,330	\$ 15,479,763	Casualty, Excluding Workers' Compensation; Disability, Excluding Managed Care; Marine and Transportation; Property; Surety
38962	GENESIS INS CO	DE	4/6/1976	12/30/1987	\$ 176,004,086	\$ 91,034,276	\$ (6,251,770)	Casualty, Including Workers' Compensation; Disability, Excluding Managed Care; Marine and Transportation; Property; Surety
38458	GENWORTH MORTGAGE INS CORP	NC	5/12/1980	4/7/1981	\$ 5,360,638,789	\$ 1,346,156,434	\$ 590,783,201	Mortgage Guaranty
16675	GENWORTH MORTGAGE INS CORP OF NC	NC	2/20/1961	10/15/1981	\$ 31,173,238	\$ 28,933,897	\$ 2,141,482	Mortgage Guaranty
10799	GEOVERA INS CO	CA	3/24/1997	4/19/2005	\$ 131,966,262	\$ 30,988,352	\$ 4,793,628	Casualty, Excluding Workers' Compensation; Marine and Transportation; Property; Surety
12254	GLENCAR INS CO	WI	1/20/1956	9/25/2019	\$ 202,895,757	\$ 53,258,703	\$ (7,660,703)	Casualty, Including Workers' Compensation; Marine and Transportation; Property
21032	GLOBAL REINS CORP OF AMER	NY	8/7/1940	8/28/1984	\$ 169,621,473	\$ 82,007,649	\$ (2,170,914)	Casualty, Excluding Workers' Compensation; Casualty, Including Workers' Compensation; Marine and Transportation; Property; Surety
22063	GOVERNMENT EMPLOYEES INS CO	NE	11/30/1937	8/22/1955	\$ 54,114,398,042	\$ 36,905,302,731	\$ 1,989,659,249	Casualty, Excluding Workers' Compensation; Disability, Excluding Managed Care; Marine and Transportation; Property; Surety
22101	GRANGE INS ASSN	WA	8/6/1931	5/22/1953	\$ 338,385,295	\$ 136,667,108	\$ 5,345,341	Casualty, Excluding Workers' Compensation; Marine and Transportation; Property; Surety
26310	GRANITE RE INC	MN	11/13/1986	3/13/2009	\$ 134,558,321	\$ 49,818,048	\$ 3,432,863	Casualty, Excluding Workers' Compensation; Property; Surety
23809	GRANITE STATE INS CO	IL	6/26/1874	2/10/1928	\$ 43,492,257	\$ 37,462,530	\$ 972,639	Casualty, Including Workers' Compensation; Disability, Excluding Managed Care; Marine and Transportation; Property; Surety

PROPERTY & CASUALTY COMPANIES

COCODE	COMPANY NAME	STATE OF DOMICILE	INCORPORATED DATE	IDAHO LICENSED DATE	TOTAL ASSETS	CAPITAL AND SURPLUS	NET INCOME	LINE(S) OF BUSINESS
22128	GRANWEST PROP & CAS	WA	4/2/1959	11/5/1959	\$ 25,392,632	\$ 22,566,439	\$ 403,862	Casualty, Excluding Workers' Compensation; Marine and Transportation; Property
36307	GRAY INS CO	LA	11/18/1977	12/14/1999	\$ 431,127,558	\$ 200,723,000	\$ 18,550,629	Casualty, Including Workers' Compensation; Marine and Transportation; Property; Surety
26832	GREAT AMER ALLIANCE INS CO	OH	9/11/1945	4/16/1975	\$ 30,258,441	\$ 30,252,341	\$ 436,955	Casualty, Excluding Workers' Compensation; Casualty, Including Workers' Compensation; Disability, Excluding Managed Care; Marine and Transportation; Property; Surety
26344	GREAT AMER ASSUR CO	OH	3/23/1905	5/11/1973	\$ 24,938,431	\$ 24,932,048	\$ 381,276	Casualty, Including Workers' Compensation; Marine and Transportation; Property; Surety
16691	GREAT AMER INS CO	OH	3/7/1872	9/30/1976	\$ 11,137,717,640	\$ 3,097,702,179	\$ 713,890,383	Casualty, Including Workers' Compensation; Disability, Excluding Managed Care; Marine and Transportation; Property; Surety
22136	GREAT AMER INS CO OF NY	NY	8/22/1947	4/1/1948	\$ 245,773,848	\$ 245,676,723	\$ 3,689,709	Casualty, Excluding Workers' Compensation; Casualty, Including Workers' Compensation; Marine and Transportation; Property; Surety
31135	GREAT AMER SECURITY INS CO	OH	7/1/1987	3/18/1991	\$ 16,505,853	\$ 16,494,345	\$ 214,645	Casualty, Excluding Workers' Compensation; Casualty, Including Workers' Compensation; Marine and Transportation; Property; Surety
33723	GREAT AMER SPIRIT INS CO	OH	4/5/1988	9/17/1991	\$ 18,329,520	\$ 18,319,346	\$ 292,624	Casualty, Excluding Workers' Compensation; Casualty, Including Workers' Compensation; Disability, Excluding Managed Care; Marine and Transportation; Property; Surety
25224	GREAT DIVIDE INS CO	ND	4/29/1986	9/26/1994	\$ 283,931,457	\$ 112,097,520	\$ 862,766	Casualty, Excluding Workers' Compensation; Casualty, Including Workers' Compensation; Disability, Excluding Managed Care; Marine and Transportation; Property; Surety
18694	GREAT MIDWEST INS CO	TX	10/5/1985	9/1/1999	\$ 319,530,536	\$ 209,346,846	\$ (947,142)	Casualty, Excluding Workers' Compensation; Casualty, Including Workers' Compensation; Disability, Excluding Managed Care; Marine and Transportation; Property; Surety
20303	GREAT NORTHERN INS CO	IN	6/26/1952	9/4/1969	\$ 656,854,184	\$ 414,637,672	\$ 9,363,640	Casualty, Including Workers' Compensation; Marine and Transportation; Property; Surety
26654	GREAT NORTHWEST INS CO	MN	9/15/1986	12/8/2006	\$ 21,144,432	\$ 9,443,166	\$ 387,213	Casualty, Excluding Workers' Compensation; Marine and Transportation; Property
12982	GREAT PLAINS CAS INC	IA	6/22/2007	6/25/2021	\$ 34,074,207	\$ 30,460,013	\$ 1,668,969	Casualty, Excluding Workers' Compensation; Property
11371	GREAT WEST CAS CO	NE	3/22/1956	1/14/1965	\$ 2,586,585,929	\$ 832,549,786	\$ 152,095,491	Casualty, Including Workers' Compensation; Marine and Transportation; Property; Surety
22187	GREATER NY MUT INS CO	NY	8/29/1927	12/24/1963	\$ 1,835,151,854	\$ 635,667,634	\$ 16,893,366	Casualty, Including Workers' Compensation; Marine and Transportation; Property; Surety
22322	GREENWICH INS CO	DE	2/18/1946	8/25/1955	\$ 2,091,589,398	\$ 595,470,510	\$ 39,193,055	Casualty, Including Workers' Compensation; Disability, Excluding Managed Care; Marine and Transportation; Property; Surety
10019	GREYSTONE INS CO	CT	10/19/1993	7/16/1996	\$ 1,743,443,057	\$ 633,707,819	\$ (25,370,167)	Casualty, Including Workers' Compensation; Disability, Excluding Managed Care; Marine and Transportation; Property; Surety
36650	GUARANTEE CO OF N AMER USA	MI	1/23/1990	10/1/1999	\$ 20,383,244	\$ 20,334,252	\$ 262,310	Surety
42331	GUIDEONE AMER INS CO	IA	4/8/1983	12/23/1999	\$ 12,323,256	\$ 11,809,241	\$ 178,270	Casualty, Excluding Workers' Compensation; Marine and Transportation; Property; Surety

PROPERTY & CASUALTY COMPANIES

COCODE	COMPANY NAME	STATE OF DOMICILE	INCORPORATED DATE	IDAHO LICENSED DATE	TOTAL ASSETS	CAPITAL AND SURPLUS	NET INCOME	LINE(S) OF BUSINESS
42803	GUIDEONE ELITE INS CO	IA	7/19/1983	6/16/1988	\$ 31,772,287	\$ 27,427,789	\$ 427,323	Casualty, Excluding Workers' Compensation; Casualty, Including Workers' Compensation; Marine and Transportation; Property; Surety
15032	GUIDEONE INS CO	IA	12/26/1946	7/21/1954	\$ 1,366,360,194	\$ 374,674,790	\$ (2,809,899)	Casualty, Including Workers' Compensation; Disability, Excluding Managed Care; Marine and Transportation; Property; Surety
14559	GUIDEONE SPECIALTY INS CO	IA	7/10/1948	11/6/1958	\$ 285,959,411	\$ 83,789,931	\$ 117,412	Casualty, Excluding Workers' Compensation; Marine and Transportation; Property; Surety
34037	HALLMARK INS CO	AZ	6/20/1988	7/24/1992	\$ 323,410,282	\$ 102,144,979	\$ 10,444,088	Casualty, Excluding Workers' Compensation; Marine and Transportation; Property; Surety
36064	HANOVER AMER INS CO	NH	6/8/1989	7/5/1996	\$ 34,734,030	\$ 34,730,543	\$ 692,795	Casualty, Excluding Workers' Compensation; Casualty, Including Workers' Compensation; Marine and Transportation; Property; Surety
22292	HANOVER INS CO	NH	10/5/1972	1/1/1973	\$ 9,691,844,982	\$ 2,713,291,787	\$ 313,449,420	Casualty, Including Workers' Compensation; Disability, Excluding Managed Care; Marine and Transportation; Property; Surety
26433	HARCO NATL INS CO	IL	11/17/1954	12/1/1994	\$ 1,509,126,476	\$ 872,838,651	\$ (23,272,769)	Casualty, Including Workers' Compensation; Marine and Transportation; Property; Surety
23582	HARLEYSVILLE INS CO	OH	6/9/1930	8/18/1987	\$ 115,940,274	\$ 30,568,308	\$ 526,830	Casualty, Excluding Workers' Compensation; Marine and Transportation; Property; Surety
22357	HARTFORD ACCIDENT & IND CO	CT	8/12/1913	7/18/1919	\$ 13,133,926,076	\$ 3,328,852,123	\$ 726,278,097	Casualty, Including Workers' Compensation; Disability, Excluding Managed Care; Marine and Transportation; Property; Surety
29424	HARTFORD CAS INS CO	IN	3/5/1987	7/1/1987	\$ 2,515,141,549	\$ 924,476,274	\$ 120,287,685	Casualty, Including Workers' Compensation; Disability, Excluding Managed Care; Marine and Transportation; Property; Surety
19682	HARTFORD FIRE INS CO	CT	5/10/1810	7/29/1919	\$ 25,766,243,517	\$ 11,743,352,539	\$ 1,694,616,091	Casualty, Including Workers' Compensation; Disability, Excluding Managed Care; Marine and Transportation; Property; Surety
37478	HARTFORD INS CO OF THE MIDWEST	IN	9/11/1979	12/8/1983	\$ 658,652,112	\$ 505,999,869	\$ 25,692,182	Casualty, Including Workers' Compensation; Marine and Transportation; Property; Surety
11452	HARTFORD STEAM BOIL INSPEC & INS CO	CT	6/30/1866	4/1/1906	\$ 1,828,327,502	\$ 661,007,538	\$ 142,630,296	Casualty, Excluding Workers' Compensation; Marine and Transportation; Property
29890	HARTFORD STEAM BOIL INSPEC INS CO CT	CT	7/22/1988	6/11/2002	\$ 15,453,937	\$ 13,225,960	\$ 56,999	Casualty, Excluding Workers' Compensation; Marine and Transportation; Property
30104	HARTFORD UNDERWRITERS INS CO	CT	12/23/1987	7/1/1988	\$ 1,778,998,271	\$ 608,679,869	\$ 81,517,445	Casualty, Including Workers' Compensation; Marine and Transportation; Property; Surety
41343	HDI GLOBAL INS CO	IL	3/2/2007	11/6/2008	\$ 808,430,601	\$ 226,732,129	\$ 39,730,137	Casualty, Excluding Workers' Compensation; Casualty, Including Workers' Compensation; Marine and Transportation; Property; Surety
32077	HERITAGE CAS INS CO	KS	6/4/1974	1/16/1984	\$ 15,274,444	\$ 15,249,444	\$ 146,275	Casualty, Excluding Workers' Compensation; Disability, Excluding Managed Care; Marine and Transportation; Property; Surety
39527	HERITAGE IND CO	CA	1/25/1979	5/21/1987	\$ 21,647,047	\$ 19,851,399	\$ (159,866)	Casualty, Excluding Workers' Compensation; Disability, Excluding Managed Care; Marine and Transportation; Property
35599	HIGHMARK CAS INS CO	PA	6/22/1977	10/14/1997	\$ 343,731,817	\$ 215,762,009	\$ 19,632,565	Casualty, Excluding Workers' Compensation
10200	HISCOX INS CO INC	IL	11/26/1952	10/17/1985	\$ 1,250,758,353	\$ 332,792,666	\$ 8,642,318	Casualty, Excluding Workers' Compensation; Disability, Excluding Managed Care; Marine and Transportation; Property; Surety

PROPERTY & CASUALTY COMPANIES

COCODE	COMPANY NAME	STATE OF DOMICILE	INCORPORATED DATE	IDAHO LICENSED DATE	TOTAL ASSETS	CAPITAL AND SURPLUS	NET INCOME	LINE(S) OF BUSINESS
17221	HOMESITE INS CO	WI	4/3/1985	9/12/1988	\$ 301,848,493	\$ 79,465,490	\$ 1,132,641	Casualty, Excluding Workers' Compensation; Disability, Excluding Managed Care; Marine and Transportation; Property; Surety
13927	HOMESITE INS CO OF THE MIDWEST	WI	10/9/1969	8/28/2015	\$ 565,469,454	\$ 111,452,234	\$ 876,541	Casualty, Excluding Workers' Compensation; Disability, Excluding Managed Care; Marine and Transportation; Property; Surety
22578	HORACE MANN INS CO	IL	9/23/1963	12/16/1978	\$ 475,123,674	\$ 172,534,099	\$ 16,238,517	Casualty, Excluding Workers' Compensation; Marine and Transportation; Property; Surety
22756	HORACE MANN PROP & CAS INS CO	IL	3/25/1965	5/26/1988	\$ 290,630,434	\$ 108,636,706	\$ 11,492,663	Casualty, Excluding Workers' Compensation; Property
10069	HOUSING AUTHORITY PROP A MUT CO	VT	3/20/1987	12/20/2005	\$ 249,461,598	\$ 167,995,423	\$ 6,903,978	Casualty, Excluding Workers' Compensation; Marine and Transportation; Property; Surety
11206	HOUSING ENTERPRISE INS CO INC	VT	8/15/2000	9/23/2009	\$ 129,998,470	\$ 52,270,671	\$ (1,965,957)	Casualty, Excluding Workers' Compensation; Marine and Transportation; Property; Surety
25054	HUDSON INS CO	DE	1/16/1918	10/15/1991	\$ 1,843,930,529	\$ 556,026,787	\$ 61,435,956	Casualty, Including Workers' Compensation; Disability, Excluding Managed Care; Marine and Transportation; Property; Surety
36480	IDAHO COUNTIES RISK MGMT PROGRAM	ID	11/29/1985	2/1/1986	\$ 88,252,240	\$ 31,221,208	\$ 1,009,928	Casualty, Excluding Workers' Compensation; Property
36129	IDAHO STATE INS FUND	ID	12/31/1917	1/1/1918	\$ 1,063,702,878	\$ 353,080,473	\$ 24,793,615	Casualty - Worker's Compensation Only
35246	ILLINOIS INS CO	NM	10/21/1988	10/16/1995	\$ 77,335,490	\$ 35,475,867	\$ 2,631,392	Casualty, Including Workers' Compensation; Disability, Excluding Managed Care; Surety
23817	ILLINOIS NATL INS CO	IL	10/5/1933	6/12/1992	\$ 61,140,567	\$ 46,710,173	\$ 1,225,189	Casualty, Including Workers' Compensation; Marine and Transportation; Property; Surety
35408	IMPERIUM INS CO	TX	11/18/1977	12/20/1991	\$ 553,758,139	\$ 215,508,387	\$ 7,314,880	Casualty, Including Workers' Compensation; Disability, Excluding Managed Care; Marine and Transportation; Property; Surety
19269	INCLINE NATL INS CO	CA	10/28/1974	6/15/1979	\$ 22,669,600	\$ 21,149,674	\$ 37,917	Casualty, Excluding Workers' Compensation; Casualty, Including Workers' Compensation; Marine and Transportation; Property; Surety
43575	INDEMNITY INS CO OF NORTH AMER	PA	9/26/1977	12/27/1984	\$ 292,357,892	\$ 163,348,826	\$ 2,425,907	Casualty, Including Workers' Compensation; Marine and Transportation; Property; Surety
26581	INDEPENDENCE AMER INS CO	DE	2/26/1973	5/8/2001	\$ 137,087,491	\$ 103,816,963	\$ 15,500,672	Casualty, Excluding Workers' Compensation; Disability, Excluding Managed Care; Marine and Transportation; Property
14265	INDIANA LUMBERMENS MUT INS CO	IN	4/1/1897	10/24/1980	\$ 57,642,740	\$ 18,772,000	\$ 500,461	Casualty, Excluding Workers' Compensation; Casualty, Including Workers' Compensation; Marine and Transportation; Property; Surety
22268	INFINITY INS CO	IN	8/28/1978	11/17/1981	\$ 1,196,778,749	\$ 124,941,106	\$ 12,257,541	Casualty, Excluding Workers' Compensation; Marine and Transportation; Property; Surety
22713	INSURANCE CO OF N AMER	PA	4/14/1794	8/7/1956	\$ 279,936,929	\$ 268,076,343	\$ (988,311)	Casualty, Including Workers' Compensation; Disability, Excluding Managed Care; Marine and Transportation; Property; Surety
19429	INSURANCE CO OF THE STATE OF PA	IL	4/18/1794	4/13/1918	\$ 158,149,747	\$ 46,578,225	\$ 1,393,682	Casualty, Including Workers' Compensation; Disability, Excluding Managed Care; Marine and Transportation; Property; Surety
27847	INSURANCE CO OF THE WEST	CA	3/1/1972	8/16/1988	\$ 4,118,675,485	\$ 1,493,621,908	\$ 63,351,070	Casualty, Including Workers' Compensation; Marine and Transportation; Property; Surety
22772	INTEGON IND CORP	NC	12/16/1946	9/28/1979	\$ 401,305,637	\$ 88,522,172	\$ 571,186	Casualty, Excluding Workers' Compensation; Marine and Transportation; Property; Surety

PROPERTY & CASUALTY COMPANIES

COCODE	COMPANY NAME	STATE OF DOMICILE	INCORPORATED DATE	IDAHO LICENSED DATE	TOTAL ASSETS	CAPITAL AND SURPLUS	NET INCOME	LINE(S) OF BUSINESS
29742	INTEGON NATL INS CO	NC	12/16/1987	12/31/1988	\$ 3,596,682,804	\$ 820,902,290	\$ 219,760,830	Casualty, Excluding Workers' Compensation; Marine and Transportation; Property; Surety
11592	INTERNATIONAL FIDELITY INS CO	NJ	12/27/1904	9/19/1975	\$ 229,457,062	\$ 146,624,592	\$ 24,382,578	Surety
10749	INTREPID INS CO	IA	8/19/1997	6/8/2005	\$ 72,072,569	\$ 32,208,777	\$ 222,719	Casualty, Excluding Workers' Compensation; Casualty, Including Workers' Compensation; Marine and Transportation; Property; Surety
23647	IRONSHORE IND INC	IL	8/1/1919	10/22/1974	\$ 205,217,864	\$ 103,811,169	\$ 3,031,963	Casualty, Excluding Workers' Compensation; Casualty, Including Workers' Compensation; Disability, Excluding Managed Care; Marine and Transportation; Property; Surety
32921	ISMIE MUT INS CO	IL	3/18/1976	8/24/2018	\$ 1,433,244,933	\$ 672,530,736	\$ (19,747,111)	Casualty, Excluding Workers' Compensation
11630	JEFFERSON INS CO	NY	3/15/1950	11/13/1956	\$ 720,478,381	\$ 369,197,561	\$ 15,377,507	Casualty, Excluding Workers' Compensation; Marine and Transportation; Property
14354	JEWELERS MUT INS CO S I	WI	3/12/1913	7/28/1972	\$ 614,136,762	\$ 367,453,504	\$ 36,437,728	Casualty, Excluding Workers' Compensation; Marine and Transportation; Property; Surety
16116	JM SPECIALTY INS CO	WI	1/3/2017	6/25/2018	\$ 16,426,936	\$ 16,137,453	\$ 62,993	Casualty, Excluding Workers' Compensation; Marine and Transportation; Property; Surety
39004	KEMPER FINANCIAL IND CO	IL	6/20/1980	12/8/1999	\$ 7,667,516	\$ 7,665,846	\$ 1,105,169	Casualty, Excluding Workers' Compensation; Marine and Transportation; Property; Surety
10885	KEY RISK INS CO	IA	12/10/1997	3/1/2011	\$ 66,223,453	\$ 34,771,400	\$ 765,645	Casualty, Including Workers' Compensation; Marine and Transportation; Property; Surety
13722	KNIGHTBROOK INS CO	DE	12/17/1934	5/18/2011	\$ 208,563,665	\$ 134,515,212	\$ 11,259,015	Casualty, Excluding Workers' Compensation; Marine and Transportation; Property
26077	LANCER INS CO	IL	4/27/1945	11/13/1956	\$ 647,694,862	\$ 189,258,068	\$ 37,639,857	Casualty, Including Workers' Compensation; Marine and Transportation; Property; Surety
37109	LANDCAR CAS CO	UT	10/3/1989	5/2/1997	\$ 81,005,046	\$ 41,597,830	\$ 8,054,231	Casualty, Excluding Workers' Compensation
37940	LEXINGTON NATL INS CORP	FL	10/23/1989	9/30/2003	\$ 85,874,942	\$ 15,883,416	\$ 119,403	Casualty, Excluding Workers' Compensation; Surety
13307	LEXON INS CO	TX	3/16/1984	9/24/1999	\$ 404,208,357	\$ 52,935,347	\$ 5,044,481	Casualty, Excluding Workers' Compensation; Disability, Excluding Managed Care; Marine and Transportation; Property; Surety
42404	LIBERTY INS CORP	IL	10/21/1988	12/15/1988	\$ 214,199,057	\$ 200,910,088	\$ 4,409,328	Casualty, Including Workers' Compensation; Marine and Transportation; Property; Surety
19917	LIBERTY INS UNDERWRITERS INC	IL	11/17/1978	8/13/1981	\$ 177,724,936	\$ 117,261,733	\$ 1,736,530	Casualty, Excluding Workers' Compensation; Disability, Excluding Managed Care; Marine and Transportation; Property; Surety
23035	LIBERTY MUT FIRE INS CO	WI	10/31/1908	4/1/1936	\$ 8,446,976,564	\$ 2,161,115,333	\$ 100,299,673	Casualty, Including Workers' Compensation; Marine and Transportation; Property; Surety
23043	LIBERTY MUT INS CO	MA	1/1/1912	8/28/1935	\$ 65,530,745,401	\$ 22,049,616,067	\$ 490,836,901	Casualty, Including Workers' Compensation; Disability, Excluding Managed Care; Marine and Transportation; Property; Surety
12484	LIBERTY MUT PERSONAL INS CO	NH	11/9/1920	8/19/2019	\$ 15,832,199	\$ 15,527,907	\$ 96,113	Casualty, Excluding Workers' Compensation; Marine and Transportation; Property
41939	LIBERTY NORTHWEST INS CORP	OR	1/21/1983	10/28/1983	\$ 58,898,998	\$ 57,794,953	\$ 497,693	Casualty, Including Workers' Compensation; Disability, Excluding Managed Care; Marine and Transportation; Property; Surety
40550	LIO INS CO	CA	8/21/1978	5/27/1981	\$ 50,833,425	\$ 46,576,480	\$ (4,790,833)	Casualty, Excluding Workers' Compensation; Marine and Transportation; Property; Surety
36447	LM GEN INS CO	IL	11/17/1978	8/13/1981	\$ 47,946,413	\$ 15,547,887	\$ 164,348	Casualty, Excluding Workers' Compensation; Disability, Excluding Managed Care; Marine and Transportation; Property; Surety

PROPERTY & CASUALTY COMPANIES

COCODE	COMPANY NAME	STATE OF DOMICILE	INCORPORATED DATE	IDAHO LICENSED DATE	TOTAL ASSETS	CAPITAL AND SURPLUS	NET INCOME	LINE(S) OF BUSINESS
33600	LM INS CORP	IL	6/16/1989	5/23/1991	\$ 127,067,598	\$ 117,729,252	\$ 1,996,544	Casualty, Including Workers' Compensation; Disability, Excluding Managed Care; Marine and Transportation; Property; Surety
32352	LM PROP & CAS INS CO	IN	1/2/1975	10/20/1975	\$ 57,344,069	\$ 39,331,856	\$ 1,735,331	Casualty, Excluding Workers' Compensation; Disability, Excluding Managed Care; Marine and Transportation; Property; Surety
10051	LYNDON SOUTHERN INS CO	DE	9/16/1996	7/5/2005	\$ 518,619,097	\$ 111,446,262	\$ 22,839,711	Casualty, Excluding Workers' Compensation; Disability, Excluding Managed Care; Marine and Transportation; Property; Surety
42617	MAG MUT INS CO	GA	8/19/1981	12/18/2019	\$ 2,391,156,863	\$ 1,027,043,079	\$ 13,695,539	Casualty, Including Workers' Compensation; Property; Surety
13026	MAIN STREET AMER PROTECTION INS CO	FL	6/28/2007	4/5/2018	\$ 24,469,833	\$ 24,399,281	\$ 243,593	Casualty, Excluding Workers' Compensation; Marine and Transportation; Property
36897	MANUFACTURERS ALLIANCE INS CO	PA	1/11/1979	5/1/2002	\$ 285,463,600	\$ 81,558,718	\$ 4,290,738	Casualty, Including Workers' Compensation; Disability, Excluding Managed Care; Marine and Transportation; Property; Surety
23876	MAPFRE INS CO	NJ	2/21/1985	1/16/1992	\$ 74,596,650	\$ 27,136,307	\$ 874,820	Casualty, Excluding Workers' Compensation; Marine and Transportation; Property; Surety
28932	MARKEL AMER INS CO	VA	10/15/1986	11/26/1991	\$ 1,943,586,323	\$ 470,434,182	\$ 55,088,751	Casualty, Excluding Workers' Compensation; Casualty, Including Workers' Compensation; Marine and Transportation; Property; Surety
38970	MARKEL INS CO	IL	11/26/1980	11/1/1984	\$ 3,301,195,325	\$ 1,932,397,244	\$ 114,391,475	Casualty, Including Workers' Compensation; Disability, Excluding Managed Care; Marine and Transportation; Property; Surety
22306	MASSACHUSETTS BAY INS CO	NH	12/20/1994	10/1/2011	\$ 65,741,637	\$ 65,698,132	\$ 1,304,792	Casualty, Including Workers' Compensation; Marine and Transportation; Property; Surety
10784	MAXUM CAS INS CO	CT	11/25/1996	6/30/2005	\$ 25,980,108	\$ 19,265,800	\$ 148,187	Casualty, Excluding Workers' Compensation; Marine and Transportation; Property; Surety
12041	MBIA INS CORP	NY	3/23/1967	6/9/1972	\$ 514,751,889	\$ 97,324,371	\$ (129,495,124)	Surety
32433	MEDICAL INS EXCH OF CA	CA	7/11/1975	9/1/1976	\$ 434,610,344	\$ 205,819,064	\$ 3,004,761	Casualty, Excluding Workers' Compensation; Disability, Excluding Managed Care
11843	MEDICAL PROTECTIVE CO	IN	12/2/1909	12/6/1994	\$ 5,698,158,409	\$ 3,723,440,812	\$ 158,081,898	Casualty, Excluding Workers' Compensation
12754	MEDICUS INS CO	TX	9/28/2006	3/6/2012	\$ 6,750,597	\$ 6,279,638	\$ 96,292	Casualty, Excluding Workers' Compensation
22241	MEDMARC CAS INS CO	VT	7/26/1950	12/31/1979	\$ 155,386,456	\$ 59,793,346	\$ 5,891,597	Casualty, Excluding Workers' Compensation; Marine and Transportation; Property; Surety
11030	MEMIC IND CO	NH	2/24/2000	7/1/2006	\$ 613,642,326	\$ 193,681,493	\$ (2,585,237)	Casualty, Including Workers' Compensation
33650	MENDOTA INS CO	TN	5/1/1989	3/31/1995	\$ 82,528,747	\$ 23,335,184	\$ (1,897,947)	Casualty, Excluding Workers' Compensation; Marine and Transportation; Property
31968	MERASTAR INS CO	IL	8/14/1974	8/18/1981	\$ 87,859,232	\$ 17,984,766	\$ (3,944,805)	Casualty, Excluding Workers' Compensation; Marine and Transportation; Property
14494	MERCHANTS BONDING CO A MUT	IA	12/31/1933	6/16/1988	\$ 348,302,398	\$ 228,189,593	\$ 22,778,720	Casualty, Excluding Workers' Compensation; Surety
11595	MERCHANTS NATL BONDING INC	IA	4/15/2003	9/25/2012	\$ 64,302,484	\$ 30,270,042	\$ 3,225,057	Casualty, Excluding Workers' Compensation; Surety
24821	MERITPLAN INS CO	CA	12/10/1952	11/12/1982	\$ 10,250,822	\$ 10,157,640	\$ 45,657	Casualty, Excluding Workers' Compensation; Marine and Transportation; Property; Surety
16187	METROMILE INS CO	DE	7/26/1971	10/27/1978	\$ 122,972,970	\$ 32,638,595	\$ (825,074)	Casualty, Excluding Workers' Compensation; Disability, Excluding Managed Care; Marine and Transportation; Property
39950	METROPOLITAN GEN INS CO	RI	6/30/1980	1/9/1986	\$ 74,319,625	\$ 42,939,449	\$ 7,538,128	Casualty, Excluding Workers' Compensation; Marine and Transportation; Property

PROPERTY & CASUALTY COMPANIES

COCODE	COMPANY NAME	STATE OF DOMICILE	INCORPORATED DATE	IDAHO LICENSED DATE	TOTAL ASSETS	CAPITAL AND SURPLUS	NET INCOME	LINE(S) OF BUSINESS
40150	MGA INS CO INC	TX	5/22/1981	5/16/1988	\$ 341,207,394	\$ 120,874,608	\$ (9,349,053)	Casualty, Excluding Workers' Compensation; Marine and Transportation; Property; Surety
22594	MGIC ASSUR CORP GEN ACCOUNT	WI	9/27/1937	7/27/1998	\$ 276,707,369	\$ 261,124,542	\$ 3,523,820	Casualty, Excluding Workers' Compensation; Surety
18740	MGIC IND CORP	WI	11/15/1956	1/3/2001	\$ 168,537,075	\$ 106,367,262	\$ 2,396,494	Mortgage Guaranty
38660	MIC GEN INS CORP	MI	8/14/1980	7/13/1982	\$ 57,191,407	\$ 33,601,473	\$ 649,488	Casualty, Excluding Workers' Compensation; Disability, Excluding Managed Care; Marine and Transportation; Property; Surety
38601	MIC PROP & CAS INS CORP	MI	4/30/1980	7/13/1982	\$ 97,033,569	\$ 52,401,682	\$ 631,989	Casualty, Excluding Workers' Compensation; Casualty, Including Workers' Compensation; Marine and Transportation; Property; Surety
14508	MICHIGAN MILLERS MUT INS CO	MI	10/24/1881	4/1/1914	\$ 276,428,508	\$ 97,925,776	\$ 8,420,227	Casualty, Excluding Workers' Compensation; Casualty, Including Workers' Compensation; Marine and Transportation; Property; Surety
21687	MID CENTURY INS CO	CA	12/3/1949	12/21/1954	\$ 7,450,466,754	\$ 4,205,340,501	\$ 25,513,890	Casualty, Including Workers' Compensation; Disability, Excluding Managed Care; Marine and Transportation; Property; Surety
15380	MID CONTINENT ASSUR CO	OH	8/13/1992	3/1/2006	\$ 20,343,893	\$ 20,338,363	\$ 373,777	Casualty, Excluding Workers' Compensation; Marine and Transportation; Property
23418	MID CONTINENT CAS CO	OH	2/26/1947	3/1/2006	\$ 605,961,372	\$ 265,511,380	\$ 19,115,892	Casualty, Excluding Workers' Compensation; Marine and Transportation; Property
23434	MIDDLESEX INS CO	WI	3/3/1826	9/1/2010	\$ 903,878,087	\$ 256,465,878	\$ 18,468,099	Casualty, Including Workers' Compensation; Marine and Transportation; Property; Surety
27138	MIDVALE IND CO	WI	11/17/1970	11/3/1975	\$ 118,404,608	\$ 9,310,589	\$ 112,865	Casualty, Excluding Workers' Compensation; Casualty, Including Workers' Compensation; Disability, Excluding Managed Care; Marine and Transportation; Property; Surety
23612	MIDWEST EMPLOYERS CAS CO	DE	3/21/1986	9/25/1989	\$ 160,795,981	\$ 121,505,324	\$ 3,043,478	Casualty, Including Workers' Compensation; Marine and Transportation; Property; Surety
16262	MIDWEST FAMILY ADVANTAGE INS CO	IA	11/20/2017	2/6/2020	\$ 13,514,142	\$ 11,817,832	\$ 932,945	Casualty, Including Workers' Compensation; Marine and Transportation; Property; Surety
23574	MIDWEST FAMILY MUT INS CO	IA	4/15/1891	6/1/2011	\$ 410,947,461	\$ 131,707,504	\$ 2,338,624	Casualty, Including Workers' Compensation; Marine and Transportation; Property; Surety
41653	MILBANK INS CO	IA	10/21/1982	12/1/1982	\$ 673,643,795	\$ 190,285,250	\$ (4,090,434)	Casualty, Excluding Workers' Compensation; Marine and Transportation; Property; Surety
26662	MILFORD CAS INS CO	DE	9/21/1973	11/1/2007	\$ 30,861,390	\$ 26,430,516	\$ 546,873	Casualty, Including Workers' Compensation; Marine and Transportation; Property; Surety
42234	MINNESOTA LAWYERS MUT INS CO	MN	5/28/1981	9/24/2003	\$ 241,023,444	\$ 151,333,378	\$ 10,584,307	Casualty, Excluding Workers' Compensation
20362	MITSUMI SUMITOMO INS CO OF AMER	NY	3/29/2001	9/28/2001	\$ 2,055,587,090	\$ 1,329,908,811	\$ 53,043,202	Casualty, Including Workers' Compensation; Marine and Transportation; Property; Surety
22551	MITSUMI SUMITOMO INS USA INC	NY	1/28/1988	12/31/1988	\$ 142,875,682	\$ 56,281,743	\$ (1,849,265)	Casualty, Excluding Workers' Compensation; Casualty, Including Workers' Compensation; Marine and Transportation; Property; Surety
16942	MMIC INS INC	MN	10/10/1980	8/8/2013	\$ 730,766,655	\$ 352,321,665	\$ 12,342,239	Casualty, Excluding Workers' Compensation
10675	MOBILITAS GEN INS CO	AZ	11/26/1996	6/22/2020	\$ 40,425,032	\$ 25,792,635	\$ 382,886	Casualty, Excluding Workers' Compensation
23540	MONTEREY INS CO	CA	7/7/1987	10/19/2006	\$ 105,640,750	\$ 30,504,041	\$ 3,101,651	Casualty, Excluding Workers' Compensation; Marine and Transportation; Property
29858	MORTGAGE GUAR INS CORP	WI	2/20/1979	12/26/1979	\$ 6,577,128,505	\$ 1,217,095,038	\$ 289,573,303	Mortgage Guaranty

PROPERTY & CASUALTY COMPANIES

COCODE	COMPANY NAME	STATE OF DOMICILE	INCORPORATED DATE	IDAHO LICENSED DATE	TOTAL ASSETS	CAPITAL AND SURPLUS	NET INCOME	LINE(S) OF BUSINESS
13331	MOTORISTS COMMERCIAL MUT INS CO	OH	5/25/1899	9/23/1927	\$ 824,242,757	\$ 263,272,870	\$ 24,916,599	Casualty, Including Workers' Compensation; Disability, Excluding Managed Care; Marine and Transportation; Property; Surety
22012	MOTORS INS CORP	MI	10/23/1998	3/2/1940	\$ 2,220,568,645	\$ 966,888,677	\$ 159,031,336	Casualty, Excluding Workers' Compensation; Marine and Transportation; Property; Surety
10205	MOUNTAIN VALLEY IND CO	NY	2/2/1995	8/1/2009	\$ 27,284,420	\$ 22,917,265	\$ 866,844	Casualty, Excluding Workers' Compensation; Casualty, Including Workers' Compensation; Marine and Transportation; Property; Surety
10227	MUNICH REINS AMER INC	DE	3/15/1917	1/1/1978	\$ 20,739,954,794	\$ 4,135,234,423	\$ (792,446,133)	Casualty, Including Workers' Compensation; Disability, Excluding Managed Care; Marine and Transportation; Property; Surety
14761	MUTUAL OF ENUMCLAW INS CO	OR	2/17/1898	6/19/1952	\$ 911,705,281	\$ 427,938,701	\$ 19,292,404	Casualty, Excluding Workers' Compensation; Marine and Transportation; Property; Surety
11878	MUTUALAID EXCHANGE	KS	10/22/1957	3/1/2018	\$ 38,216,407	\$ 15,120,352	\$ 101,505	Casualty, Excluding Workers' Compensation; Marine and Transportation; Property
23663	NATIONAL AMER INS CO	OK	4/11/1919	1/1/1996	\$ 320,533,958	\$ 93,605,768	\$ 8,679,784	Casualty, Including Workers' Compensation; Marine and Transportation; Property; Surety
23671	NATIONAL AMER INS CO OF CA	CA	10/10/1966	6/16/1987	\$ 17,476,128	\$ 5,501,732	\$ (754,836)	Casualty, Including Workers' Compensation; Marine and Transportation; Property
11991	NATIONAL CAS CO	OH	12/19/1904	6/24/1908	\$ 975,862,913	\$ 200,641,758	\$ (381,719)	Casualty, Excluding Workers' Compensation; Casualty, Including Workers' Compensation; Disability, Excluding Managed Care; Marine and Transportation; Property; Surety
10243	NATIONAL CONTINENTAL INS CO	NY	12/24/1897	12/23/1958	\$ 255,444,230	\$ 123,383,248	\$ 32,162,108	Casualty, Excluding Workers' Compensation; Marine and Transportation; Property
16217	NATIONAL FARMERS UNION PROP & CAS	NC	12/5/1984	10/27/1986	\$ 70,741,498	\$ 46,253,785	\$ 793,158	Casualty, Including Workers' Compensation; Disability, Excluding Managed Care; Marine and Transportation; Property; Surety
20478	NATIONAL FIRE INS CO OF HARTFORD	IL	6/4/1869	5/1/1893	\$ 88,656,425	\$ 88,569,669	\$ 3,286,998	Casualty, Including Workers' Compensation; Disability, Excluding Managed Care; Marine and Transportation; Property; Surety
42447	NATIONAL GEN ASSUR CO	MO	6/2/1983	1/2/1996	\$ 35,125,341	\$ 17,783,132	\$ 377,169	Casualty, Excluding Workers' Compensation; Marine and Transportation; Property
23728	NATIONAL GEN INS CO	MO	11/2/1966	8/18/1969	\$ 61,442,036	\$ 27,272,286	\$ 673,935	Casualty, Excluding Workers' Compensation; Property
11044	NATIONAL GENERAL INS ONLINE INC	MO	4/6/2000	2/23/2004	\$ 14,479,871	\$ 12,282,135	\$ 165,667	Casualty, Excluding Workers' Compensation; Marine and Transportation; Property
20087	NATIONAL IND CO	NE	4/26/1940	5/17/1949	\$ 383,106,529,331	\$ 239,470,233,315	\$ 10,053,852,714	Casualty, Including Workers' Compensation; Disability, Excluding Managed Care; Marine and Transportation; Property; Surety
27944	NATIONAL INS ASSN	IN	11/15/1972	4/8/1988	\$ 14,834,249	\$ 14,611,107	\$ 241,908	Casualty, Excluding Workers' Compensation
32620	NATIONAL INTERSTATE INS CO	OH	2/10/1989	10/27/1992	\$ 1,485,100,896	\$ 328,195,276	\$ 48,219,519	Casualty, Including Workers' Compensation; Marine and Transportation; Property
20052	NATIONAL LIAB & FIRE INS CO	CT	4/23/1957	1/23/1990	\$ 4,314,504,432	\$ 1,663,769,500	\$ (12,766,515)	Casualty, Including Workers' Compensation; Marine and Transportation; Property; Surety
13695	NATIONAL MORTGAGE INS CORP	WI	6/30/2009	3/11/2013	\$ 2,274,419,210	\$ 893,848,101	\$ 34,975,303	Mortgage Guaranty
23825	NATIONAL PUBLIC FINANCE GUAR CORP	NY	12/28/1959	5/21/1984	\$ 2,002,380,945	\$ 1,569,423,309	\$ 54,742,973	Casualty, Excluding Workers' Compensation; Property; Surety
22608	NATIONAL SPECIALTY INS CO	TX	11/30/1960	8/3/2004	\$ 124,346,167	\$ 69,291,639	\$ 4,100,372	Casualty, Excluding Workers' Compensation; Casualty, Including Workers' Compensation; Marine and Transportation; Property; Surety

PROPERTY & CASUALTY COMPANIES

COCODE	COMPANY NAME	STATE OF DOMICILE	INCORPORATED DATE	IDAHO LICENSED DATE	TOTAL ASSETS	CAPITAL AND SURPLUS	NET INCOME	LINE(S) OF BUSINESS
21881	NATIONAL SURETY CORP	IL	9/3/1970	5/5/1972	\$ 129,309,219	\$ 80,898,901	\$ 4,009,435	Casualty, Including Workers' Compensation; Disability, Excluding Managed Care; Marine and Transportation; Property; Surety
19445	NATIONAL UNION FIRE INS CO OF PITTS	PA	2/14/1901	5/5/1904	\$ 21,891,877,482	\$ 5,656,309,600	\$ 814,625,108	Casualty, Including Workers' Compensation; Disability, Excluding Managed Care; Marine and Transportation; Property; Surety
26093	NATIONWIDE AFFINITY CO OF AMER	OH	5/2/1924	10/3/1946	\$ 126,467,089	\$ 8,798,537	\$ 947,361	Casualty, Including Workers' Compensation; Disability, Excluding Managed Care; Marine and Transportation; Property; Surety
28223	NATIONWIDE AGRIBUSINESS INS CO	IA	12/10/1973	10/23/1990	\$ 1,610,543,140	\$ 212,767,067	\$ (7,749,274)	Casualty, Including Workers' Compensation; Marine and Transportation; Property; Surety
10723	NATIONWIDE ASSUR CO	OH	2/13/1942	10/10/2018	\$ 111,663,538	\$ 36,880,921	\$ 623,985	Casualty, Excluding Workers' Compensation; Casualty, Including Workers' Compensation; Property
23760	NATIONWIDE GEN INS CO	OH	8/22/1957	10/1/1997	\$ 1,055,551,189	\$ 238,437,841	\$ 1,554,409	Casualty, Excluding Workers' Compensation; Casualty, Including Workers' Compensation; Property
25453	NATIONWIDE INS CO OF AMER	OH	6/30/1960	4/1/1961	\$ 997,929,429	\$ 209,244,152	\$ (2,572,256)	Casualty, Excluding Workers' Compensation; Casualty, Including Workers' Compensation; Marine and Transportation; Property
23779	NATIONWIDE MUT FIRE INS CO	OH	12/27/1933	10/11/1955	\$ 9,152,595,095	\$ 2,583,800,867	\$ 33,967,546	Casualty, Including Workers' Compensation; Marine and Transportation; Property; Surety
23787	NATIONWIDE MUT INS CO	OH	12/6/1925	10/11/1955	\$ 40,853,273,820	\$ 15,433,588,510	\$ 196,284,689	Casualty, Including Workers' Compensation; Marine and Transportation; Property; Surety
37877	NATIONWIDE PROP & CAS INS CO	OH	11/9/1979	12/30/1987	\$ 456,943,053	\$ 32,487,308	\$ 2,825,161	Casualty, Including Workers' Compensation; Marine and Transportation; Property; Surety
25240	NAU COUNTRY INS CO	MN	12/31/1985	11/30/2005	\$ 1,364,718,754	\$ 282,494,665	\$ (344,861)	Casualty, Excluding Workers' Compensation; Marine and Transportation; Property
42307	NAVIGATORS INS CO	NY	7/16/1981	3/7/1994	\$ 4,969,237,728	\$ 1,230,564,867	\$ 115,683,410	Casualty, Excluding Workers' Compensation; Disability, Excluding Managed Care; Marine and Transportation; Property; Surety
15865	NCMIC INS CO	IA	1/1/1946	4/7/1977	\$ 899,246,364	\$ 356,316,845	\$ 22,198,627	Casualty, Excluding Workers' Compensation; Marine and Transportation; Property; Surety
24171	NETHERLANDS INS CO THE	NH	12/12/1978	12/9/1980	\$ 27,799,726	\$ 21,987,216	\$ 260,220	Casualty, Excluding Workers' Compensation; Marine and Transportation; Property; Surety
10007	NEVADA GEN INS CO	NV	12/28/1993	3/1/2012	\$ 17,186,066	\$ 7,119,728	\$ 873,808	Casualty, Excluding Workers' Compensation; Property
21830	NEW ENGLAND INS CO	CT	8/25/1989	7/1/1990	\$ 17,684,086	\$ 15,307,013	\$ (769,974)	Casualty, Excluding Workers' Compensation; Marine and Transportation; Property; Surety
41629	NEW ENGLAND REINS CORP	CT	12/29/1981	5/6/1987	\$ 26,547,058	\$ 24,442,729	\$ (481,953)	Casualty, Excluding Workers' Compensation; Casualty, Including Workers' Compensation; Marine and Transportation; Property; Surety
23841	NEW HAMPSHIRE INS CO	IL	7/7/1869	12/15/1919	\$ 96,722,005	\$ 64,563,013	\$ (1,405,348)	Casualty, Including Workers' Compensation; Disability, Excluding Managed Care; Marine and Transportation; Property; Surety
16608	NEW YORK MARINE & GEN INS CO	NY	3/22/1972	12/30/1987	\$ 1,975,056,688	\$ 589,284,806	\$ (949,652)	Casualty, Excluding Workers' Compensation; Casualty, Including Workers' Compensation; Marine and Transportation; Property; Surety
14788	NGM INS CO	FL	3/28/1923	1/28/2004	\$ 846,361,216	\$ 567,995,202	\$ 19,277,828	Casualty, Excluding Workers' Compensation; Casualty, Including Workers' Compensation; Marine and Transportation; Property; Surety
33200	NORCAL INS CO	CA	9/18/1975	9/29/2016	\$ 1,724,704,942	\$ 488,335,767	\$ 4,137,049	Casualty, Excluding Workers' Compensation
31470	NORGUARD INS CO	PA	8/12/1987	1/1/2004	\$ 2,186,826,455	\$ 444,829,551	\$ (2,337,550)	Casualty, Including Workers' Compensation; Marine and Transportation; Property; Surety

PROPERTY & CASUALTY COMPANIES

COCODE	COMPANY NAME	STATE OF DOMICILE	INCORPORATED DATE	IDAHO LICENSED DATE	TOTAL ASSETS	CAPITAL AND SURPLUS	NET INCOME	LINE(S) OF BUSINESS
29700	NORTH AMER ELITE INS CO	NH	12/28/1987	10/19/2001	\$ 248,828,836	\$ 112,171,770	\$ (559,805)	Casualty, Excluding Workers' Compensation; Casualty, Including Workers' Compensation; Disability, Excluding Managed Care; Marine and Transportation; Property; Surety
29874	NORTH AMER SPECIALTY INS CO	NH	11/23/1973	10/23/1984	\$ 1,189,898,416	\$ 1,017,549,716	\$ 5,489,094	Casualty, Including Workers' Compensation; Disability, Excluding Managed Care; Marine and Transportation; Property; Surety
23892	NORTH PACIFIC INS CO	OR	6/26/1958	6/29/1964	\$ 8,810,050	\$ 8,454,440	\$ 113,769	Casualty, Excluding Workers' Compensation; Marine and Transportation; Property; Surety
27740	NORTH POINTE INS CO	PA	10/13/1986	10/20/2004	\$ 20,067,916	\$ 16,420,605	\$ 1,018,575	Casualty, Excluding Workers' Compensation; Marine and Transportation; Property
21105	NORTH RIVER INS CO	NJ	6/12/1972	9/30/1972	\$ 1,428,629,336	\$ 380,201,968	\$ (3,116,991)	Casualty, Including Workers' Compensation; Disability, Excluding Managed Care; Marine and Transportation; Property; Surety
24031	NORTHLAND CAS CO	CT	5/18/1959	11/15/1959	\$ 124,589,849	\$ 38,950,915	\$ 3,074,906	Casualty, Excluding Workers' Compensation; Marine and Transportation; Property; Surety
24015	NORTHLAND INS CO	CT	1/16/1948	6/15/1960	\$ 1,336,842,719	\$ 554,324,203	\$ 34,677,082	Casualty, Excluding Workers' Compensation; Marine and Transportation; Property; Surety
42552	NOVA CAS CO	NY	9/13/1979	4/15/1988	\$ 101,032,943	\$ 101,028,512	\$ 2,858,022	Casualty, Excluding Workers' Compensation; Casualty, Including Workers' Compensation; Marine and Transportation; Property; Surety
39608	NUTMEG INS CO	CT	11/19/1980	7/1/2011	\$ 504,757,916	\$ 289,409,331	\$ 30,796,421	Casualty, Including Workers' Compensation; Marine and Transportation; Property; Surety
34630	OAK RIVER INS CO	NE	3/4/1993	1/1/2014	\$ 1,209,727,087	\$ 658,271,332	\$ 35,795,333	Casualty, Including Workers' Compensation
31208	OAKWOOD INS CO	TN	9/23/1974	1/1/1975	\$ 40,513,741	\$ 39,696,200	\$ (368,418)	Casualty, Excluding Workers' Compensation; Marine and Transportation; Property; Surety
14190	OBI NATL INS CO	PA	7/28/2011	8/1/2013	\$ 13,743,552	\$ 13,718,950	\$ 198,385	Casualty, Including Workers' Compensation
35602	OBSIDIAN INS CO	OH	2/9/1978	8/6/1982	\$ 36,819,852	\$ 27,981,991	\$ 423,273	Casualty, Excluding Workers' Compensation; Disability, Excluding Managed Care; Marine and Transportation; Property; Surety
23248	OCCIDENTAL FIRE & CAS CO OF NC	NC	10/31/1961	5/29/1962	\$ 529,479,318	\$ 251,867,291	\$ (8,662,949)	Casualty, Including Workers' Compensation; Disability, Excluding Managed Care; Marine and Transportation; Property; Surety
23680	ODYSSEY REINS CO	CT	9/10/1986	11/6/1987	\$ 10,869,546,784	\$ 4,003,761,149	\$ 30,278,995	Casualty, Including Workers' Compensation; Disability, Excluding Managed Care; Marine and Transportation; Property; Surety
24074	OHIO CAS INS CO	NH	11/6/1919	9/20/1947	\$ 8,463,930,361	\$ 2,501,238,177	\$ 96,898,807	Casualty, Excluding Workers' Compensation; Casualty, Including Workers' Compensation; Disability, Excluding Managed Care; Marine and Transportation; Property; Surety
26565	OHIO IND CO	OH	2/11/1956	10/20/1986	\$ 194,245,095	\$ 50,089,010	\$ 14,181,016	Casualty, Excluding Workers' Compensation; Marine and Transportation; Surety
24082	OHIO SECURITY INS CO	NH	11/1/1950	9/23/1970	\$ 24,259,247	\$ 15,472,114	\$ 175,449	Casualty, Including Workers' Compensation; Marine and Transportation; Property; Surety
24139	OLD REPUBLIC GEN INS CORP	IL	9/7/1960	11/16/1962	\$ 2,371,117,999	\$ 753,785,294	\$ 39,969,371	Casualty, Including Workers' Compensation; Disability, Excluding Managed Care; Marine and Transportation; Property; Surety
24147	OLD REPUBLIC INS CO	PA	4/11/1935	1/15/1955	\$ 3,647,710,874	\$ 1,426,389,263	\$ 188,274,536	Casualty, Including Workers' Compensation; Disability, Excluding Managed Care; Marine and Transportation; Property; Surety

PROPERTY & CASUALTY COMPANIES

COCODE	COMPANY NAME	STATE OF DOMICILE	INCORPORATED DATE	IDAHO LICENSED DATE	TOTAL ASSETS	CAPITAL AND SURPLUS	NET INCOME	LINE(S) OF BUSINESS
35424	OLD REPUBLIC SECURITY ASSUR CO	IL	7/26/1977	11/14/1977	\$ 875,457,603	\$ 286,491,336	\$ 27,284,074	Casualty, Excluding Workers' Compensation; Disability, Excluding Managed Care; Marine and Transportation; Property; Surety
40444	OLD REPUBLIC SURETY CO	WI	12/28/1981	5/16/1990	\$ 176,052,503	\$ 95,772,674	\$ 13,721,829	Surety
37060	OLD UNITED CAS CO	KS	5/20/1988	12/29/1992	\$ 965,640,342	\$ 439,389,047	\$ 34,875,138	Casualty, Excluding Workers' Compensation; Disability, Excluding Managed Care; Property
23922	OREGON AUTOMOBILE INS CO	OR	12/28/1925	5/22/1963	\$ 8,817,011	\$ 8,340,594	\$ 85,046	Casualty, Excluding Workers' Compensation; Marine and Transportation; Property; Surety
14907	OREGON MUT INS CO	OR	12/29/1894	10/28/1925	\$ 282,201,595	\$ 82,744,605	\$ 1,968,610	Casualty, Excluding Workers' Compensation; Marine and Transportation; Property; Surety
32700	OWNERS INS CO	OH	5/13/1975	12/1/2005	\$ 5,247,812,165	\$ 2,221,856,619	\$ 164,921,416	Casualty, Including Workers' Compensation; Disability, Excluding Managed Care; Marine and Transportation; Property; Surety
11555	PACIFIC COMPENSATION INS CO	CA	1/31/2002	8/1/2008	\$ 718,907,917	\$ 225,840,629	\$ (22,184,042)	Casualty, Including Workers' Compensation
22748	PACIFIC EMPLOYERS INS CO	PA	7/17/1923	12/1/1942	\$ 979,986,171	\$ 893,894,170	\$ (14,558,175)	Casualty, Including Workers' Compensation; Disability, Excluding Managed Care; Marine and Transportation; Property; Surety
20346	PACIFIC IND CO	WI	1/16/1926	11/24/1927	\$ 13,705,577,882	\$ 3,702,668,399	\$ 481,320,454	Casualty, Including Workers' Compensation; Disability, Excluding Managed Care; Marine and Transportation; Property; Surety
37850	PACIFIC SPECIALTY INS CO	CA	4/18/1988	4/1/1997	\$ 331,770,551	\$ 150,286,034	\$ 10,101,486	Casualty, Excluding Workers' Compensation; Marine and Transportation; Property
29793	PACIFIC STAR INS CO	WI	8/3/1987	4/5/1991	\$ 16,127,221	\$ 11,303,757	\$ 33,139	Casualty, Excluding Workers' Compensation; Marine and Transportation; Property; Surety
11835	PARTNERRE AMER INS CO	DE	8/15/1919	6/4/1981	\$ 297,374,101	\$ 58,317,906	\$ 4,589,972	Casualty, Excluding Workers' Compensation; Disability, Excluding Managed Care; Marine and Transportation; Property
25755	PEACHTREE CAS INS CO	FL	11/29/1983	1/18/2005	\$ 7,273,123	\$ 5,046,787	\$ (905,503)	Casualty, Excluding Workers' Compensation; Property
18139	PEAK PROP & CAS INS CORP	WI	8/16/1985	7/10/1991	\$ 66,851,792	\$ 60,092,079	\$ 706,021	Casualty, Excluding Workers' Compensation; Marine and Transportation; Mortgage Guaranty; Property; Surety
18333	PEERLESS IND INS CO	IL	4/30/2002	12/31/2002	\$ 176,895,191	\$ 167,398,935	\$ 3,233,858	Casualty, Including Workers' Compensation; Marine and Transportation; Property; Surety
24198	PEERLESS INS CO	NH	3/7/1901	8/21/1943	\$ 20,201,066,316	\$ 5,403,056,555	\$ 285,191,370	Casualty, Excluding Workers' Compensation; Marine and Transportation; Property; Surety
24341	PEMCO MUT INS CO	WA	10/6/1948	8/27/2009	\$ 903,214,857	\$ 350,116,625	\$ (15,566,322)	Casualty, Excluding Workers' Compensation; Marine and Transportation; Property; Surety
32859	PENN AMER INS CO	PA	12/23/1975	1/8/1996	\$ 161,189,164	\$ 84,696,246	\$ 525,739	Casualty, Excluding Workers' Compensation; Marine and Transportation; Property
14982	PENN MILLERS INS CO	PA	1/10/1887	6/1/2005	\$ 95,311,618	\$ 47,396,872	\$ 807,250	Casualty, Including Workers' Compensation; Marine and Transportation; Property; Surety
14974	PENNSYLVANIA LUMBERMENS MUT INS	PA	2/26/1895	1/2/2007	\$ 518,957,991	\$ 175,970,960	\$ 19,162,019	Casualty, Excluding Workers' Compensation; Marine and Transportation; Property; Surety
12262	PENNSYLVANIA MANUFACTURERS ASSOC INS	PA	7/6/1964	7/14/1977	\$ 1,262,438,826	\$ 348,015,071	\$ 18,649,886	Casualty, Including Workers' Compensation; Marine and Transportation; Property; Surety
41424	PENNSYLVANIA MANUFACTURERS IND CO	PA	7/6/1982	5/1/2002	\$ 295,676,945	\$ 89,832,255	\$ 4,209,758	Casualty, Including Workers' Compensation; Disability, Excluding Managed Care; Marine and Transportation; Property; Surety

PROPERTY & CASUALTY COMPANIES

COCODE	COMPANY NAME	STATE OF DOMICILE	INCORPORATED DATE	IDAHO LICENSED DATE	TOTAL ASSETS	CAPITAL AND SURPLUS	NET INCOME	LINE(S) OF BUSINESS
14990	PENNSYLVANIA NATL MUT CAS INS CO	PA	1/6/1919	9/3/1974	\$ 1,470,367,265	\$ 773,589,831	\$ 25,240,228	Casualty, Excluding Workers' Compensation; Casualty, Including Workers' Compensation; Disability, Excluding Managed Care; Marine and Transportation; Property; Surety
37648	PERMANENT GEN ASSUR CORP	WI	9/28/1994	12/20/1991	\$ 603,220,979	\$ 124,067,638	\$ 3,238,874	Casualty, Excluding Workers' Compensation; Marine and Transportation; Property; Surety
12297	PETROLEUM CAS CO	TX	10/8/1925	9/30/1969	\$ 28,961,275	\$ 21,656,357	\$ 592,060	Casualty, Including Workers' Compensation; Marine and Transportation; Property
13714	PHARMACISTS MUT INS CO	IA	10/16/1909	12/21/2001	\$ 440,553,392	\$ 176,623,091	\$ 9,782,281	Casualty, Excluding Workers' Compensation; Casualty, Including Workers' Compensation; Marine and Transportation; Property; Surety
18058	PHILADELPHIA IND INS CO	PA	2/4/1927	8/2/1989	\$ 10,699,043,642	\$ 3,045,464,239	\$ 379,501,429	Casualty, Excluding Workers' Compensation; Disability, Excluding Managed Care; Marine and Transportation; Property; Surety
25623	PHOENIX INS CO	CT	6/1/1850	7/1/1880	\$ 4,742,654,076	\$ 1,713,422,974	\$ 186,050,402	Casualty, Including Workers' Compensation; Disability, Excluding Managed Care; Marine and Transportation; Property; Surety
40738	PHYSICIANS INS A MUT CO	WA	12/22/1981	12/1/1994	\$ 580,065,798	\$ 286,987,938	\$ 7,281,722	Casualty, Excluding Workers' Compensation; Disability, Excluding Managed Care; Marine and Transportation; Property
21296	PINNACLE NAT INS CO	TX	12/18/1919	9/12/1966	\$ 35,163,246	\$ 16,731,034	\$ 1,210,878	Casualty, Excluding Workers' Compensation; Casualty, Including Workers' Compensation; Disability, Excluding Managed Care; Marine and Transportation; Property; Surety
40312	PIONEER SPECIALTY INS CO	MN	8/17/1981	10/1/2011	\$ 113,605,441	\$ 40,552,375	\$ 4,278,713	Casualty, Including Workers' Compensation; Marine and Transportation; Property; Surety
26794	PLANS LIAB INS CO	OH	5/15/1986	3/8/2007	\$ 7,469,279	\$ 7,421,373	\$ (375,395)	Casualty, Excluding Workers' Compensation; Surety
10817	PLATEAU CAS INS CO	TN	12/28/1995	9/29/2017	\$ 63,305,688	\$ 29,985,656	\$ 2,499,988	Casualty, Excluding Workers' Compensation; Marine and Transportation; Property
18619	PLATTE RIVER INS CO	NE	1/6/1972	7/10/1991	\$ 213,037,144	\$ 57,915,663	\$ 3,373,521	Casualty, Including Workers' Compensation; Marine and Transportation; Mortgage Guaranty; Property; Surety
30945	PLAZA INS CO	IA	7/20/1972	9/10/1991	\$ 31,446,915	\$ 25,963,394	\$ 345,581	Casualty, Excluding Workers' Compensation; Marine and Transportation; Property; Surety
10287	PMI INS CO	AZ	11/2/1994	7/31/1996	\$ 20,228,896	\$ 10,266,359	\$ 5,049,375	Mortgage Guaranty
27251	PMI MORTGAGE INS CO	AZ	11/10/1972	7/9/1974	\$ 740,957,689	\$ (945,024,713)	\$ 44,940,382	Mortgage Guaranty
40525	POSEIDON CREDIT INS CO	NC	6/9/1981	4/6/1992	\$ 5,337,199	\$ 5,206,848	\$ (387,486)	Casualty, Excluding Workers' Compensation; Mortgage Guaranty
37257	PRAETORIAN INS CO	PA	7/20/1979	10/4/1982	\$ 393,200,033	\$ 109,307,282	\$ 205,112	Casualty, Including Workers' Compensation; Disability, Excluding Managed Care; Marine and Transportation; Property; Surety
36234	PREFERRED PROFESSIONAL INS CO	NE	6/30/1976	10/30/1997	\$ 206,518,212	\$ 89,130,196	\$ 15,440,207	Casualty, Excluding Workers' Compensation; Casualty, Including Workers' Compensation; Marine and Transportation; Property
21776	PREVISOR INS CO	CO	1/22/1946	11/28/2007	\$ 15,446,555	\$ 8,156,119	\$ (1,310,790)	Casualty, Excluding Workers' Compensation; Marine and Transportation; Property; Surety
12873	PRIVILEGE UNDERWRITERS RECP EXCH	FL	1/23/2007	5/10/2021	\$ 1,358,154,303	\$ 463,630,677	\$ (139,623,848)	Casualty, Excluding Workers' Compensation; Marine and Transportation; Property
33391	PROASSURANCE IND CO INC	AL	10/1/1976	6/19/1996	\$ 972,023,476	\$ 283,287,180	\$ 10,631,896	Casualty, Excluding Workers' Compensation; Disability, Excluding Managed Care

PROPERTY & CASUALTY COMPANIES

COCODE	COMPANY NAME	STATE OF DOMICILE	INCORPORATED DATE	IDAHO LICENSED DATE	TOTAL ASSETS	CAPITAL AND SURPLUS	NET INCOME	LINE(S) OF BUSINESS
14460	PROASSURANCE INS CO OF AMER	IL	5/23/1980	1/1/2004	\$ 335,757,563	\$ 102,822,593	\$ 14,490,116	Casualty, Excluding Workers' Compensation
34312	PRODUCERS AGRICULTURE INS CO	TX	3/31/1977	4/6/1989	\$ 479,763,107	\$ 65,148,293	\$ 3,940,268	Casualty, Excluding Workers' Compensation; Property
29017	PROFESSIONALS ADVOCATE INS CO	MD	12/27/1985	3/30/2000	\$ 173,365,045	\$ 149,362,107	\$ 8,884,447	Casualty, Excluding Workers' Compensation; Property; Surety
11851	PROGRESSIVE ADVANCED INS CO	OH	6/5/1930	11/19/2007	\$ 898,298,927	\$ 377,074,444	\$ 19,723,234	Casualty, Excluding Workers' Compensation; Marine and Transportation; Property
24260	PROGRESSIVE CAS INS CO	OH	11/19/1956	8/22/1969	\$ 13,497,704,846	\$ 3,309,195,455	\$ 807,732,483	Casualty, Excluding Workers' Compensation; Marine and Transportation; Property; Surety
42994	PROGRESSIVE CLASSIC INS CO	WI	9/30/1983	9/12/1988	\$ 775,778,548	\$ 204,813,721	\$ 39,059,504	Casualty, Excluding Workers' Compensation; Disability, Excluding Managed Care; Marine and Transportation; Property; Surety
16322	PROGRESSIVE DIRECT INS CO	OH	9/29/1986	4/26/1996	\$ 13,179,488,418	\$ 3,938,913,149	\$ 413,393,340	Casualty, Excluding Workers' Compensation; Marine and Transportation; Property
24279	PROGRESSIVE MAX INS CO	OH	3/12/1937	3/1/2007	\$ 964,944,954	\$ 308,827,126	\$ 28,313,286	Casualty, Excluding Workers' Compensation; Marine and Transportation; Property
38628	PROGRESSIVE NORTHERN INS CO	WI	8/19/1980	3/19/1987	\$ 3,148,639,485	\$ 829,427,908	\$ 157,659,954	Casualty, Excluding Workers' Compensation; Casualty, Including Workers' Compensation; Marine and Transportation; Property
42919	PROGRESSIVE NORTHWESTERN INS CO	OH	9/24/1982	9/19/1988	\$ 3,037,975,658	\$ 809,783,149	\$ 165,832,233	Casualty, Excluding Workers' Compensation; Marine and Transportation; Property; Surety
37834	PROGRESSIVE PREFERRED INS CO	OH	9/24/1979	3/11/1985	\$ 1,575,215,442	\$ 407,289,872	\$ 83,663,622	Casualty, Excluding Workers' Compensation; Marine and Transportation; Property
21735	PROGRESSIVE PREMIER INS CO OF IL	OH	9/13/1992	12/16/2003	\$ 551,166,700	\$ 164,160,609	\$ 7,321,404	Casualty, Excluding Workers' Compensation; Marine and Transportation; Property
32786	PROGRESSIVE SPECIALTY INS CO	OH	8/4/1975	11/20/1981	\$ 1,946,900,315	\$ 562,585,734	\$ 103,031,416	Casualty, Excluding Workers' Compensation; Property; Surety
27804	PROGRESSIVE WEST INS CO	OH	7/23/1970	9/25/1981	\$ 230,474,179	\$ 56,295,925	\$ 43,161	Casualty, Excluding Workers' Compensation; Disability, Excluding Managed Care; Marine and Transportation; Property; Surety
34690	PROPERTY & CAS INS CO OF HARTFORD	IN	5/4/1989	10/20/1995	\$ 352,517,868	\$ 205,041,456	\$ 13,692,069	Casualty, Including Workers' Compensation; Marine and Transportation; Property; Surety
10638	PROSELECT INS CO	NE	5/30/1856	4/24/2014	\$ 84,107,486	\$ 38,055,374	\$ (759,099)	Casualty, Excluding Workers' Compensation; Disability, Excluding Managed Care; Marine and Transportation; Property
12416	PROTECTIVE INS CO	IN	12/21/1954	12/12/1967	\$ 1,236,211,892	\$ 390,409,694	\$ 67,390,772	Casualty, Including Workers' Compensation; Disability, Excluding Managed Care; Marine and Transportation; Property; Surety
35769	PROTECTIVE PROP & CAS INS CO	MO	5/30/1978	9/19/1979	\$ 387,646,942	\$ 203,348,058	\$ 17,053,780	Casualty, Excluding Workers' Compensation; Marine and Transportation; Property; Surety
24295	PROVIDENCE WASHINGTON INS CO	RI	1/5/1799	6/8/1898	\$ 13,147,332	\$ 13,029,043	\$ 61,010	Casualty, Including Workers' Compensation; Marine and Transportation; Property; Surety
15059	PUBLIC SERV INS CO	IL	6/24/1925	4/1/1964	\$ 129,372,761	\$ 42,419,357	\$ (274,630)	Casualty, Excluding Workers' Compensation; Property
39217	QBE INS CORP	PA	5/22/1980	6/14/1984	\$ 3,221,387,995	\$ 735,024,638	\$ 26,262,867	Casualty, Excluding Workers' Compensation; Disability, Excluding Managed Care; Marine and Transportation; Property; Surety
10219	QBE REINS CORP	PA	2/25/1964	6/29/1979	\$ 1,239,277,183	\$ 829,183,823	\$ 736,923	Casualty, Excluding Workers' Compensation; Marine and Transportation; Property; Surety
14133	QUALITAS INS CO	CA	11/10/1982	10/21/1991	\$ 207,283,653	\$ 48,721,140	\$ (20,124,043)	Casualty, Excluding Workers' Compensation; Marine and Transportation; Property; Surety

PROPERTY & CASUALTY COMPANIES

COCODE	COMPANY NAME	STATE OF DOMICILE	INCORPORATED DATE	IDAHO LICENSED DATE	TOTAL ASSETS	CAPITAL AND SURPLUS	NET INCOME	LINE(S) OF BUSINESS
33790	RADIAN GUAR INC	PA	9/23/1976	10/13/1994	\$ 6,063,327,378	\$ 778,148,104	\$ 753,506,324	Casualty, Excluding Workers' Compensation; Mortgage Guaranty
30872	RADIAN MORTGAGE ASSUR INC	PA	6/18/1974	11/23/1981	\$ 8,804,678	\$ 8,790,342	\$ (192,059)	Mortgage Guaranty
15756	RADNOR SPECIALTY INS CO	NE	11/19/2014	9/27/2017	\$ 78,804,870	\$ 67,253,027	\$ (1,836,045)	Casualty, Excluding Workers' Compensation; Marine and Transportation; Property; Surety
38512	RAMPART INS CO	NY	9/13/1979	12/22/1992	\$ 13,247,649	\$ 1,637,935	\$ (3,297,794)	Casualty, Including Workers' Compensation; Marine and Transportation; Property; Surety
41580	RED SHIELD INS CO	WA	2/9/1979	8/12/1988	\$ 48,143,782	\$ 25,973,006	\$ 117,165	Casualty, Excluding Workers' Compensation; Marine and Transportation; Property; Surety
11673	REDWOOD FIRE & CAS INS CO	NE	1/27/1970	2/10/1983	\$ 2,798,475,643	\$ 1,393,233,612	\$ 108,110,821	Casualty, Including Workers' Compensation; Marine and Transportation; Property; Surety
24449	REGENT INS CO	WI	1/22/1963	10/27/1992	\$ 46,465,299	\$ 35,218,820	\$ 397,795	Casualty, Including Workers' Compensation; Marine and Transportation; Property; Surety
22179	REPUBLIC IND CO OF AMER	CA	12/5/1972	4/10/1995	\$ 124,453,853	\$ 112,533,220	\$ 137,204,380	Casualty, Including Workers' Compensation; Disability, Excluding Managed Care; Marine and Transportation; Property; Surety
43753	REPUBLIC IND CO OF CA	CA	10/13/1982	4/10/1995	\$ 24,924,060	\$ 24,838,804	\$ 371,582	Casualty, Including Workers' Compensation; Disability, Excluding Managed Care; Marine and Transportation; Property; Surety
32174	REPUBLIC MORT ASSUR CO	FL	12/16/1974	5/20/2003	\$ 20,843,765	\$ 8,801,396	\$ 494,822	Mortgage Guaranty
31275	REPUBLIC MORTGAGE GUAR INS CORP	NC	3/13/1973	11/26/2002	\$ 95,966,919	\$ 26,548,929	\$ 5,297,285	Mortgage Guaranty
28452	REPUBLIC MORTGAGE INS CO	NC	12/7/1972	11/1/1984	\$ 394,210,207	\$ 91,909,859	\$ 21,561,025	Mortgage Guaranty
31089	REPWEST INS CO	AZ	2/28/1973	6/29/1981	\$ 372,380,732	\$ 266,875,046	\$ 33,314,202	Casualty, Including Workers' Compensation; Disability, Excluding Managed Care; Marine and Transportation; Property; Surety
43044	RESPONSE INS CO	IL	5/26/1983	12/23/1985	\$ 30,168,567	\$ 27,903,621	\$ 14,200,230	Casualty, Excluding Workers' Compensation; Disability, Excluding Managed Care; Marine and Transportation; Property
26050	RESPONSE WORLDWIDE INS CO	IL	9/27/1979	12/31/1979	\$ 15,187,120	\$ 15,180,732	\$ 333,902	Casualty, Excluding Workers' Compensation; Disability, Excluding Managed Care; Marine and Transportation; Property; Surety
36684	RIVERPORT INS CO	IA	12/22/1989	9/1/2006	\$ 117,752,671	\$ 48,511,661	\$ 322,317	Casualty, Including Workers' Compensation; Marine and Transportation; Property; Surety
13056	RLI INS CO	IL	6/4/1959	4/20/1972	\$ 2,632,726,547	\$ 1,240,649,060	\$ 206,108,142	Casualty, Excluding Workers' Compensation; Casualty, Including Workers' Compensation; Disability, Excluding Managed Care; Marine and Transportation; Property; Surety
42706	ROCHE SURETY & CAS CO INC	FL	3/27/1981	12/7/2005	\$ 30,193,923	\$ 10,870,866	\$ 911,237	Surety
35505	ROCKWOOD CAS INS CO	PA	9/13/1990	4/1/2007	\$ 315,174,836	\$ 106,068,453	\$ 6,336,990	Casualty, Including Workers' Compensation; Marine and Transportation; Property; Surety
24503	ROOT PROP & CAS INS CO	DE	6/6/1928	7/12/2011	\$ 68,735,973	\$ 21,846,727	\$ (33,385,261)	Casualty, Excluding Workers' Compensation; Disability, Excluding Managed Care; Marine and Transportation; Property
22314	RSUI IND CO	NH	6/16/1977	5/7/1980	\$ 4,736,417,937	\$ 1,851,306,738	\$ 191,167,508	Casualty, Excluding Workers' Compensation; Disability, Excluding Managed Care; Marine and Transportation; Property; Surety

PROPERTY & CASUALTY COMPANIES

COCODE	COMPANY NAME	STATE OF DOMICILE	INCORPORATED DATE	IDAHO LICENSED DATE	TOTAL ASSETS	CAPITAL AND SURPLUS	NET INCOME	LINE(S) OF BUSINESS
39039	RURAL COMM INS CO	MN	4/3/1980	1/19/1983	\$ 2,650,487,335	\$ 210,820,833	\$ 3,432,690	Casualty, Excluding Workers' Compensation; Casualty, Including Workers' Compensation; Marine and Transportation; Property
23132	RVI AMER INS CO	CT	7/18/1883	1/1/1909	\$ 102,453,208	\$ 82,893,228	\$ 2,713,815	Casualty, Excluding Workers' Compensation; Disability, Excluding Managed Care; Marine and Transportation; Property; Surety
24740	SAFECO INS CO OF AMER	NH	9/2/1953	9/17/1953	\$ 6,711,007,553	\$ 2,149,744,721	\$ 76,222,209	Casualty, Including Workers' Compensation; Marine and Transportation; Property; Surety
39012	SAFECO INS CO OF IL	IL	8/29/1980	7/31/1984	\$ 178,658,858	\$ 166,989,590	\$ 2,269,853	Casualty, Including Workers' Compensation; Marine and Transportation; Property
11215	SAFECO INS CO OF IN	IN	3/25/1971	4/5/1972	\$ 16,615,126	\$ 16,589,978	\$ 302,116	Casualty, Excluding Workers' Compensation; Disability, Excluding Managed Care; Marine and Transportation; Property; Surety
24759	SAFECO NATL INS CO	NH	9/11/1972	1/5/1991	\$ 7,420,388	\$ 6,700,786	\$ 105,338	Casualty, Excluding Workers' Compensation
36560	SAFEPORT INS CO	FL	12/16/1977	2/5/2004	\$ 178,159,635	\$ 61,614,201	\$ 1,102,437	Casualty, Excluding Workers' Compensation; Marine and Transportation; Property; Surety
11123	SAFETY FIRST INS CO	IL	5/22/2001	9/1/2007	\$ 122,828,707	\$ 81,200,466	\$ 4,018,610	Casualty, Including Workers' Compensation; Surety
15105	SAFETY NATL CAS CORP	MO	11/28/1942	9/15/1987	\$ 11,153,330,971	\$ 3,263,286,416	\$ 344,964,964	Casualty, Including Workers' Compensation; Disability, Excluding Managed Care; Marine and Transportation; Property; Surety
12521	SAFEWAY INS CO	IL	8/28/1962	3/21/2008	\$ 790,561,073	\$ 519,053,530	\$ 36,913,114	Casualty, Excluding Workers' Compensation
40460	SAGAMORE INS CO	IN	12/15/1981	2/4/2002	\$ 219,648,793	\$ 157,103,733	\$ 6,228,725	Casualty, Excluding Workers' Compensation; Casualty, Including Workers' Compensation; Disability, Excluding Managed Care; Marine and Transportation; Property; Surety
38300	SAMSUNG FIRE & MARINE INS CO LTD	NY	1/26/1952	11/1/2011	\$ 134,610,201	\$ 79,967,829	\$ 5,854,680	Casualty, Including Workers' Compensation; Marine and Transportation; Property; Surety
30058	SCOR REINS CO	NY	11/8/1984	9/30/1985	\$ 6,339,811,118	\$ 1,407,985,920	\$ 25,309,543	Casualty, Including Workers' Compensation; Disability, Excluding Managed Care; Marine and Transportation; Property; Surety
15580	SCOTTSDALE IND CO	OH	11/14/1984	12/29/1992	\$ 100,566,277	\$ 35,639,166	\$ 682,645	Casualty, Excluding Workers' Compensation; Marine and Transportation; Property
10004	SEAVIEW INS CO	CA	6/18/1993	12/16/2015	\$ 56,348,369	\$ 14,678,740	\$ 1,936,498	Surety
22543	SECURA INS CO	WI	3/1/1900	11/1/2007	\$ 1,673,887,086	\$ 655,099,650	\$ 43,662,030	Casualty, Including Workers' Compensation; Marine and Transportation; Property; Surety
10239	SECURA SUPREME INS CO	WI	11/30/1995	11/1/2007	\$ 191,832,726	\$ 90,246,755	\$ 4,912,004	Casualty, Including Workers' Compensation; Marine and Transportation; Property; Surety
10054	SECURIAN CAS CO	MN	1/18/1994	6/13/2007	\$ 525,432,712	\$ 170,358,357	\$ 24,552,402	Casualty, Excluding Workers' Compensation; Property
19879	SECURITY NATL INS CO	DE	7/7/1924	11/3/1992	\$ 949,322,762	\$ 190,652,030	\$ (8,645,826)	Casualty, Excluding Workers' Compensation; Casualty, Including Workers' Compensation; Marine and Transportation; Property; Surety
22233	SELECT INS CO	TX	3/31/1955	8/29/1968	\$ 80,621,588	\$ 80,615,159	\$ 1,919,648	Casualty, Excluding Workers' Compensation; Marine and Transportation; Property; Surety
12572	SELECTIVE INS CO OF AMER	NJ	12/22/1925	9/29/2021	\$ 3,160,635,071	\$ 838,299,467	\$ 134,683,428	Casualty, Including Workers' Compensation; Property; Surety
13730	SELECTIVE INS CO OF NY	NY	1/1/1985	7/19/1983	\$ 585,525,142	\$ 154,730,131	\$ 18,589,381	Casualty, Including Workers' Compensation; Marine and Transportation; Property; Surety
19259	SELECTIVE INS CO OF SC	IN	10/24/1951	9/29/2021	\$ 833,245,795	\$ 200,567,550	\$ 24,161,917	Casualty, Including Workers' Compensation; Property; Surety
39926	SELECTIVE INS CO OF THE SOUTHEAST	IN	9/26/1980	9/29/2021	\$ 665,599,265	\$ 160,305,848	\$ 19,372,567	Casualty, Including Workers' Compensation; Marine and Transportation; Property

PROPERTY & CASUALTY COMPANIES

COCODE	COMPANY NAME	STATE OF DOMICILE	INCORPORATED DATE	IDAHO LICENSED DATE	TOTAL ASSETS	CAPITAL AND SURPLUS	NET INCOME	LINE(S) OF BUSINESS
26301	SELECTIVE WAY INS CO	NJ	4/24/1973	9/29/2021	\$ 1,797,098,585	\$ 492,427,880	\$ 74,481,732	Casualty, Including Workers' Compensation; Property; Surety
10936	SENECA INS CO INC	NY	3/29/1978	7/1/1978	\$ 282,870,935	\$ 156,445,749	\$ 4,121,682	Casualty, Including Workers' Compensation; Marine and Transportation; Property; Surety
11000	SENTINEL INS CO LTD	CT	7/6/1999	2/4/2004	\$ 345,115,868	\$ 259,812,911	\$ 15,257,588	Casualty, Including Workers' Compensation; Marine and Transportation; Property; Surety
12870	SENTRUITY CAS CO	TX	1/10/2007	8/27/2010	\$ 334,231,806	\$ 74,879,666	\$ 10,599,808	Casualty, Excluding Workers' Compensation; Marine and Transportation; Surety
28460	SENTRY CAS CO	WI	7/23/1973	9/21/2004	\$ 391,097,411	\$ 73,579,039	\$ 8,126,016	Casualty, Excluding Workers' Compensation; Casualty, Including Workers' Compensation; Disability, Excluding Managed Care; Marine and Transportation; Property; Surety
24988	SENTRY INS CO	WI	12/19/1913	1/7/1927	\$ 11,423,333,945	\$ 7,473,945,522	\$ 682,641,411	Casualty, Including Workers' Compensation; Disability, Excluding Managed Care; Marine and Transportation; Property; Surety
21180	SENTRY SELECT INS CO	WI	8/1/1929	11/3/1982	\$ 952,481,315	\$ 231,754,357	\$ 19,484,242	Casualty, Including Workers' Compensation; Disability, Excluding Managed Care; Marine and Transportation; Property; Surety
22985	SEQUOIA INS CO	CA	4/10/1946	9/14/2004	\$ 50,934,057	\$ 45,711,495	\$ 1,239,359	Casualty, Excluding Workers' Compensation; Casualty, Including Workers' Compensation; Marine and Transportation; Property; Surety
39152	SERVICE AMER IND CO	OK	10/3/1980	7/10/1991	\$ 173,238,521	\$ 21,965,223	\$ (1,840,042)	Casualty, Excluding Workers' Compensation; Casualty, Including Workers' Compensation; Mortgage Guaranty; Property; Surety
43389	SERVICE LLOYDS INS CO	TX	5/21/1982	12/17/2020	\$ 338,005,751	\$ 141,786,386	\$ 3,874,690	Casualty, Including Workers' Compensation
11347	SFM MUT INS CO	MN	11/1/1983	12/17/2018	\$ 801,076,889	\$ 237,639,050	\$ 35,606,688	Casualty, Including Workers' Compensation
38776	SIRIUSPOINT AMER INS CO	NY	9/13/1979	12/8/1987	\$ 1,442,912,430	\$ 581,537,355	\$ 28,866,837	Casualty, Excluding Workers' Compensation; Disability, Excluding Managed Care; Marine and Transportation; Property; Surety
38997	SOMPO AMER FIRE & MAR INS CO AMER	NY	12/21/2001	1/1/2017	\$ 184,614,092	\$ 27,472,873	\$ 13,975	Casualty, Including Workers' Compensation; Disability, Excluding Managed Care; Marine and Transportation; Property; Surety
11126	SOMPO AMER INS CO	NY	8/9/1962	12/13/1982	\$ 1,559,850,288	\$ 525,813,414	\$ 20,166,121	Casualty, Including Workers' Compensation; Marine and Transportation; Property; Surety
19216	SOUTHERN INS CO	TX	12/2/1947	11/15/1960	\$ 38,609,641	\$ 34,735,801	\$ 1,778,537	Casualty, Excluding Workers' Compensation; Marine and Transportation; Property
12294	SOUTHWEST MARINE & GEN INS CO	AZ	7/26/2005	10/10/2008	\$ 318,533,332	\$ 78,709,683	\$ 3,160,719	Surety
20613	SPARTA INS CO	CT	2/10/1923	9/9/1926	\$ 88,603,675	\$ 42,775,928	\$ 303,855	Casualty, Including Workers' Compensation; Disability, Excluding Managed Care; Marine and Transportation; Property; Surety
24376	SPINNAKER INS CO	IL	7/28/1986	9/11/1995	\$ 303,979,908	\$ 131,776,744	\$ (538,283)	Casualty, Excluding Workers' Compensation; Disability, Excluding Managed Care; Marine and Transportation; Property
24767	ST PAUL FIRE & MARINE INS CO	CT	4/20/1925	5/2/1928	\$ 22,183,433,415	\$ 6,622,630,405	\$ 849,366,010	Casualty, Including Workers' Compensation; Disability, Excluding Managed Care; Marine and Transportation; Property; Surety
24775	ST PAUL GUARDIAN INS CO	CT	4/6/1970	6/9/1972	\$ 83,340,323	\$ 22,784,154	\$ 2,122,620	Casualty, Including Workers' Compensation; Disability, Excluding Managed Care; Marine and Transportation; Property; Surety

PROPERTY & CASUALTY COMPANIES

COCODE	COMPANY NAME	STATE OF DOMICILE	INCORPORATED DATE	IDAHO LICENSED DATE	TOTAL ASSETS	CAPITAL AND SURPLUS	NET INCOME	LINE(S) OF BUSINESS
24791	ST PAUL MERCURY INS CO	CT	8/27/1964	11/14/1967	\$ 356,624,701	\$ 113,866,199	\$ 9,784,825	Casualty, Including Workers' Compensation; Disability, Excluding Managed Care; Marine and Transportation; Property; Surety
19224	ST PAUL PROTECTIVE INS CO	CT	12/30/1931	5/9/1947	\$ 588,340,930	\$ 221,517,589	\$ 15,393,092	Casualty, Including Workers' Compensation; Disability, Excluding Managed Care; Marine and Transportation; Property; Surety
19070	STANDARD FIRE INS CO	CT	7/6/1905	2/14/1912	\$ 4,516,773,925	\$ 1,384,849,805	\$ 177,824,874	Casualty, Including Workers' Compensation; Disability, Excluding Managed Care; Marine and Transportation; Property; Surety
42986	STANDARD GUAR INS CO	DE	8/29/1960	12/30/1983	\$ 320,879,193	\$ 137,304,082	\$ 38,160,578	Casualty, Excluding Workers' Compensation; Disability, Excluding Managed Care; Marine and Transportation; Property
32387	STAR CAS INS CO	FL	8/20/1987	11/5/2015	\$ 52,367,492	\$ 9,273,708	\$ (1,139)	Casualty, Excluding Workers' Compensation
18023	STAR INS CO	MI	8/26/1985	10/7/1988	\$ 2,081,217,081	\$ 678,552,671	\$ 34,893,602	Casualty, Including Workers' Compensation; Disability, Excluding Managed Care; Marine and Transportation; Property; Surety
40045	STARNET INS CO	IA	6/11/1998	3/20/2000	\$ 258,025,472	\$ 123,009,607	\$ 902,010	Casualty, Excluding Workers' Compensation; Casualty, Including Workers' Compensation; Disability, Excluding Managed Care; Marine and Transportation; Property; Surety
38318	STARR IND & LIAB CO	TX	4/15/1919	6/30/1980	\$ 7,791,186,247	\$ 2,827,939,899	\$ 238,634,796	Casualty, Excluding Workers' Compensation; Casualty, Including Workers' Compensation; Disability, Excluding Managed Care; Marine and Transportation; Property; Surety
16109	STARR SPECIALTY INS CO	TX	11/29/2016	4/10/2019	\$ 77,622,082	\$ 40,546,906	\$ (2,160,533)	Casualty, Including Workers' Compensation; Marine and Transportation; Property; Surety
25496	STARSTONE NATL INS CO	DE	11/6/1944	7/1/1947	\$ 1,073,512,667	\$ 460,841,967	\$ 18,474,369	Casualty, Including Workers' Compensation; Marine and Transportation; Property; Surety
25127	STATE AUTO PROP & CAS INS CO	IA	1/25/1950	3/1/2012	\$ 2,665,307,372	\$ 731,591,127	\$ (24,912,283)	Casualty, Including Workers' Compensation; Marine and Transportation; Property; Surety
25135	STATE AUTOMOBILE MUT INS CO	OH	8/15/1921	2/1/2006	\$ 2,484,535,215	\$ 778,319,194	\$ (45,902,223)	Casualty, Including Workers' Compensation; Marine and Transportation; Property; Surety
25143	STATE FARM FIRE & CAS CO	IL	6/12/1935	8/29/1952	\$ 51,361,626,620	\$ 23,120,450,138	\$ 245,382,558	Casualty, Including Workers' Compensation; Marine and Transportation; Property; Surety
25151	STATE FARM GEN INS CO	IL	4/3/1962	10/24/1962	\$ 6,738,979,090	\$ 2,300,873,986	\$ 159,756,996	Casualty, Excluding Workers' Compensation; Marine and Transportation; Property; Surety
25178	STATE FARM MUT AUTO INS CO	IL	3/29/1922	4/1/1929	\$ 214,493,498,015	\$ 143,179,583,361	\$ (722,322,844)	Casualty, Excluding Workers' Compensation; Disability, Excluding Managed Care; Marine and Transportation
12831	STATE NATL INS CO INC	TX	8/1/1984	12/19/1994	\$ 802,742,397	\$ 548,858,341	\$ 11,858,336	Casualty, Excluding Workers' Compensation; Casualty, Including Workers' Compensation; Disability, Excluding Managed Care; Marine and Transportation; Property; Surety
25180	STILLWATER INS CO	CA	4/26/1990	4/22/2008	\$ 586,304,955	\$ 280,667,655	\$ 4,067,124	Casualty, Excluding Workers' Compensation; Marine and Transportation; Property; Surety
16578	STILLWATER PROP & CAS INS CO	NY	6/7/1971	6/14/1988	\$ 183,113,027	\$ 115,596,575	\$ 23,181,859	Casualty, Excluding Workers' Compensation; Marine and Transportation; Property; Surety
10340	STONINGTON INS CO	PA	2/2/1938	4/8/1988	\$ 17,135,001	\$ 15,508,002	\$ 259,090	Casualty, Excluding Workers' Compensation; Casualty, Including Workers' Compensation; Marine and Transportation; Property; Surety
40436	STRATFORD INS CO	NH	12/28/1981	8/22/1988	\$ 916,558,047	\$ 65,768,207	\$ 7,044,856	Casualty, Excluding Workers' Compensation; Marine and Transportation; Property

PROPERTY & CASUALTY COMPANIES

COCODE	COMPANY NAME	STATE OF DOMICILE	INCORPORATED DATE	IDAHO LICENSED DATE	TOTAL ASSETS	CAPITAL AND SURPLUS	NET INCOME	LINE(S) OF BUSINESS
10130	SU INS CO	WI	3/7/2005	4/23/2018	\$ 25,526,511	\$ 13,791,330	\$ 419,539	Marine and Transportation
26824	SUBLIMITY INS CO	OR	11/10/1897	1/25/1991	\$ 40,171,757	\$ 15,384,900	\$ (4,063,302)	Casualty, Excluding Workers' Compensation; Property; Surety
39187	SUECIA INS CO	NY	5/29/1980	#N/A	\$ 33,541,123	\$ 27,585,465	\$ 885,580	#N/A
10909	SUN SURETY INS CO	SD	4/20/1998	11/1/2001	\$ 23,499,576	\$ 11,185,219	\$ 481,391	Surety
10916	SURETEC INS CO	TX	6/19/1998	7/22/2008	\$ 387,008,232	\$ 141,555,372	\$ 21,538,819	Surety
24047	SURETY BONDING CO OF AMER	SD	2/27/1992	12/23/1999	\$ 5,994,391	\$ 5,990,133	\$ 34,644	Casualty, Excluding Workers' Compensation; Surety
25798	SUTTON NATIONAL INS CO	OK	11/8/1972	5/31/1991	\$ 61,935,892	\$ 43,549,869	\$ (1,883,127)	Casualty, Including Workers' Compensation; Marine and Transportation; Property; Surety
25364	SWISS REINS AMER CORP	NY	7/26/1940	11/18/1960	\$ 19,990,497,615	\$ 4,106,629,823	\$ 59,980,794	Casualty, Excluding Workers' Compensation; Disability, Excluding Managed Care; Marine and Transportation; Property; Surety
20311	SYNCORA GUAR INC	NY	7/25/1991	12/8/2000	\$ 638,057,326	\$ 741,503,485	\$ 47,809,595	Casualty, Excluding Workers' Compensation; Marine and Transportation; Surety
12866	T H E INS CO	LA	4/10/1969	4/23/1996	\$ 64,341,105	\$ 63,133,180	\$ 4,053,900	Casualty, Excluding Workers' Compensation; Casualty, Including Workers' Compensation; Marine and Transportation; Property; Surety
41050	TDC NATL ASSUR CO	OR	9/5/1989	6/14/2001	\$ 452,182,984	\$ 152,246,872	\$ 17,868,128	Casualty, Excluding Workers' Compensation
22683	TEACHERS INS CO	IL	3/2/1971	4/16/1973	\$ 358,634,792	\$ 136,875,925	\$ 18,745,184	Casualty, Excluding Workers' Compensation; Disability, Excluding Managed Care; Marine and Transportation; Property; Surety
42376	TECHNOLOGY INS CO INC	DE	6/14/1991	3/4/1996	\$ 5,917,541,743	\$ 1,297,037,737	\$ 55,905,604	Casualty, Excluding Workers' Compensation; Casualty, Including Workers' Compensation; Disability, Excluding Managed Care; Marine and Transportation; Property; Surety
10393	TEXAS MEDICAL INS CO	TX	12/12/1995	3/1/2019	\$ 130,330,466	\$ 35,419,854	\$ (284,195)	Casualty, Excluding Workers' Compensation
29513	THE BAR PLAN MUT INS CO	MO	11/21/1985	3/25/2004	\$ 39,022,901	\$ 16,397,374	\$ 645,165	Surety
28665	THE CINCINNATI CAS CO	OH	12/27/1972	1/1/1998	\$ 578,410,124	\$ 500,202,276	\$ 14,952,505	Casualty, Including Workers' Compensation; Marine and Transportation; Property; Surety
23280	THE CINCINNATI IND CO	OH	5/19/1988	1/1/1998	\$ 165,596,186	\$ 125,656,332	\$ 4,765,337	Casualty, Including Workers' Compensation; Marine and Transportation; Property; Surety
10677	THE CINCINNATI INS CO	OH	8/2/1950	9/6/1984	\$ 17,694,513,211	\$ 7,246,752,970	\$ 929,294,293	Casualty, Including Workers' Compensation; Marine and Transportation; Property; Surety
41769	THE TRAVELERS CAS CO	CT	12/10/1982	9/6/1983	\$ 236,288,852	\$ 60,038,750	\$ 6,203,389	Casualty, Including Workers' Compensation; Marine and Transportation; Property; Surety
25534	TIG INS CO	CA	3/8/1911	7/6/1932	\$ 1,705,835,923	\$ 465,513,865	\$ (214,684,316)	Casualty, Including Workers' Compensation; Disability, Excluding Managed Care; Marine and Transportation; Property; Surety
32301	TNUS INS CO	NY	2/11/2004	7/1/2004	\$ 67,280,275	\$ 61,839,837	\$ 1,179,635	Casualty, Excluding Workers' Compensation; Marine and Transportation; Property; Surety
44245	TOGGLE INS CO	DE	9/21/1989	8/6/2009	\$ 76,731,947	\$ 73,958,860	\$ 394,818	Casualty, Excluding Workers' Compensation; Disability, Excluding Managed Care; Marine and Transportation; Property
10945	TOKIO MARINE AMER INS CO	NY	8/13/1998	8/1/2012	\$ 1,380,784,922	\$ 497,625,487	\$ 46,050,932	Casualty, Including Workers' Compensation; Disability, Excluding Managed Care; Marine and Transportation; Property; Surety
37621	TOYOTA MOTOR INS CO	IA	9/3/1909	12/10/1952	\$ 757,218,961	\$ 321,869,461	\$ 36,283,907	Casualty, Excluding Workers' Compensation; Marine and Transportation; Property; Surety
41238	TRANS PACIFIC INS CO	NY	1/21/1982	6/24/1983	\$ 71,927,036	\$ 58,991,698	\$ 1,330,164	Casualty, Including Workers' Compensation; Marine and Transportation; Property; Surety

PROPERTY & CASUALTY COMPANIES

COCODE	COMPANY NAME	STATE OF DOMICILE	INCORPORATED DATE	IDAHO LICENSED DATE	TOTAL ASSETS	CAPITAL AND SURPLUS	NET INCOME	LINE(S) OF BUSINESS
10952	TRANSAMERICA CAS INS CO	IA	11/15/1957	7/25/1974	\$ 15,365,619	\$ 11,924,650	\$ (3,066,295)	Casualty, Excluding Workers' Compensation; Disability, Excluding Managed Care; Marine and Transportation; Property; Surety
19453	TRANSATLANTIC REINS CO	NY	10/29/1952	3/22/1978	\$ 16,262,612,072	\$ 5,066,467,895	\$ 445,820,924	Casualty, Including Workers' Compensation; Disability, Excluding Managed Care; Marine and Transportation; Property
28886	TRANSGUARD INS CO OF AMER INC	IL	6/18/1987	1/12/1998	\$ 619,969,570	\$ 265,614,716	\$ (19,990,787)	Casualty, Excluding Workers' Compensation; Casualty, Including Workers' Compensation; Marine and Transportation; Property; Surety
33014	TRANSPORT INS CO	OH	5/25/1976	12/21/1976	\$ 28,805,344	\$ 5,332,156	\$ (8,600,278)	Casualty, Including Workers' Compensation; Marine and Transportation; Property; Surety
20494	TRANSPORTATION INS CO	IL	2/11/1938	7/10/1951	\$ 71,293,479	\$ 71,129,735	\$ 1,926,362	Casualty, Including Workers' Compensation; Disability, Excluding Managed Care; Marine and Transportation; Property; Surety
21075	TRANSVERSE INS CO	TX	3/14/1961	12/14/1972	\$ 48,185,549	\$ 28,829,862	\$ (952,478)	Casualty, Including Workers' Compensation; Disability, Excluding Managed Care; Marine and Transportation; Property; Surety
28188	TRAVCO INS CO	CT	7/24/1991	10/10/1995	\$ 255,294,278	\$ 66,503,770	\$ 5,721,857	Casualty, Excluding Workers' Compensation; Marine and Transportation; Property
19038	TRAVELERS CAS & SURETY CO	CT	5/1/1883	1/1/1965	\$ 20,198,219,187	\$ 7,829,970,720	\$ 1,228,596,046	Casualty, Including Workers' Compensation; Disability, Excluding Managed Care; Marine and Transportation; Property; Surety
31194	TRAVELERS CAS & SURETY CO OF AMER	CT	7/18/1974	8/16/1988	\$ 5,000,059,915	\$ 2,118,461,638	\$ 441,579,011	Casualty, Including Workers' Compensation; Disability, Excluding Managed Care; Marine and Transportation; Property; Surety
36170	TRAVELERS CAS CO OF CT	CT	1/3/1990	5/28/1991	\$ 377,981,369	\$ 92,934,198	\$ 10,094,478	Casualty, Including Workers' Compensation; Marine and Transportation; Property; Surety
19046	TRAVELERS CAS INS CO OF AMER	CT	8/12/1971	4/12/1978	\$ 2,256,063,518	\$ 561,804,244	\$ 69,213,347	Casualty, Including Workers' Compensation; Disability, Excluding Managed Care; Marine and Transportation; Property; Surety
40282	TRAVELERS COMMERCIAL CAS CO	CT	5/20/1981	12/17/1984	\$ 378,281,725	\$ 92,543,998	\$ 10,293,802	Casualty, Excluding Workers' Compensation; Casualty, Including Workers' Compensation; Disability, Excluding Managed Care; Marine and Transportation; Property; Surety
36137	TRAVELERS COMMERCIAL INS CO	CT	1/3/1990	7/1/1991	\$ 412,295,279	\$ 105,010,248	\$ 8,655,836	Casualty, Including Workers' Compensation; Marine and Transportation; Property; Surety
41750	TRAVELERS CONSTITUTION STATE INS CO	CT	12/10/1982	9/6/1983	\$ 235,704,765	\$ 60,087,394	\$ 6,159,103	Casualty, Including Workers' Compensation; Marine and Transportation; Property; Surety
27998	TRAVELERS HOME & MARINE INS CO	CT	7/24/1991	10/10/1995	\$ 381,448,836	\$ 113,395,879	\$ 6,176,479	Casualty, Excluding Workers' Compensation; Marine and Transportation; Property
25658	TRAVELERS IND CO	CT	3/25/1903	8/11/1923	\$ 25,964,965,097	\$ 7,329,631,885	\$ 829,267,310	Casualty, Including Workers' Compensation; Disability, Excluding Managed Care; Marine and Transportation; Property; Surety
25666	TRAVELERS IND CO OF AMER	CT	1/2/1946	5/13/1968	\$ 717,844,265	\$ 183,951,202	\$ 16,859,121	Casualty, Including Workers' Compensation; Marine and Transportation; Property; Surety
25682	TRAVELERS IND CO OF CT	CT	5/1/1859	12/28/1966	\$ 1,235,361,232	\$ 333,146,991	\$ 31,558,972	Casualty, Including Workers' Compensation; Disability, Excluding Managed Care; Marine and Transportation; Property; Surety
25674	TRAVELERS PROP CAS CO OF AMER	CT	7/29/1971	4/1/1973	\$ 960,644,312	\$ 457,587,409	\$ 14,227,883	Casualty, Including Workers' Compensation; Marine and Transportation; Property; Surety

PROPERTY & CASUALTY COMPANIES

COCODE	COMPANY NAME	STATE OF DOMICILE	INCORPORATED DATE	IDAHO LICENSED DATE	TOTAL ASSETS	CAPITAL AND SURPLUS	NET INCOME	LINE(S) OF BUSINESS
36161	TRAVELERS PROP CAS INS CO	CT	1/3/1990	3/21/1991	\$ 330,400,732	\$ 84,695,241	\$ 6,443,487	Casualty, Excluding Workers' Compensation; Marine and Transportation; Property
34894	TRENWICK AMER REINS CORP	CT	8/24/1984	#N/A	\$ 36,013,425	\$ 18,922,390	\$ 336,272	#N/A
31003	TRI STATE INS CO OF MN	IA	4/1/1974	3/1/2008	\$ 217,175,047	\$ 31,100,681	\$ 496,775	Casualty, Including Workers' Compensation; Disability, Excluding Managed Care; Marine and Transportation; Property; Surety
28535	TRIANGLE INS CO INC	OK	1/3/1992	11/3/2015	\$ 157,310,265	\$ 58,640,149	\$ 180,661	Casualty, Excluding Workers' Compensation; Marine and Transportation; Property; Surety
19887	TRINITY UNIVERSAL INS CO	TX	1/26/1926	9/9/1992	\$ 4,704,831,223	\$ 990,675,790	\$ (199,997,584)	Casualty, Including Workers' Compensation; Marine and Transportation; Property; Surety
41211	TRITON INS CO	TX	3/25/1982	12/23/1985	\$ 731,488,050	\$ 209,800,889	\$ 65,769,448	Casualty, Excluding Workers' Compensation; Disability, Excluding Managed Care; Marine and Transportation; Property; Surety
41106	TRIUMPHE CAS CO	OH	10/20/1981	1/1/2015	\$ 75,299,992	\$ 21,919,137	\$ 1,454,601	Casualty, Including Workers' Compensation; Marine and Transportation; Property; Surety
21709	TRUCK INS EXCH	CA	2/5/1935	4/1/1935	\$ 2,660,836,451	\$ 758,062,425	\$ (33,154,845)	Casualty, Including Workers' Compensation; Disability, Excluding Managed Care; Marine and Transportation; Property; Surety
27120	TRUMBULL INS CO	CT	10/10/1986	11/8/1995	\$ 303,941,555	\$ 135,256,623	\$ 14,207,501	Casualty, Including Workers' Compensation; Marine and Transportation; Property; Surety
29459	TWIN CITY FIRE INS CO CO	IN	3/5/1987	7/1/1987	\$ 719,752,588	\$ 282,716,192	\$ 33,954,280	Casualty, Including Workers' Compensation; Disability, Excluding Managed Care; Marine and Transportation; Property; Surety
36676	UMIA INS INC	UT	11/22/1978	1/3/1991	\$ 290,141,375	\$ 112,715,115	\$ (3,549,023)	Casualty, Excluding Workers' Compensation
25844	UNION INS CO	IA	3/21/1973	7/13/1982	\$ 166,093,669	\$ 49,161,578	\$ 427,839	Casualty, Excluding Workers' Compensation; Casualty, Including Workers' Compensation; Marine and Transportation; Property; Surety
21423	UNION INS CO OF PROVIDENCE	IA	5/15/1863	7/18/2018	\$ 24,486,707	\$ 22,447,968	\$ 561,965	Casualty, Including Workers' Compensation; Marine and Transportation; Property; Surety
36226	UNITED CAS & SURETY INS CO	NE	6/28/1993	5/22/2017	\$ 39,963,401	\$ 23,855,111	\$ 129,919	Surety
11770	UNITED FINANCIAL CAS CO	OH	6/13/1984	6/27/1995	\$ 7,310,930,703	\$ 1,577,849,494	\$ 402,619,547	Casualty, Excluding Workers' Compensation; Marine and Transportation; Property
13021	UNITED FIRE & CAS CO	IA	1/2/1946	10/29/1980	\$ 1,993,756,993	\$ 754,410,788	\$ 82,393,132	Casualty, Excluding Workers' Compensation; Marine and Transportation; Property; Surety
15873	UNITED GUAR RESIDENTIAL INS CO	NC	11/27/1963	11/9/1964	\$ 1,991,903,034	\$ 98,817,062	\$ 197,575,563	Mortgage Guaranty
16667	UNITED GUAR RESIDENTIAL INS CO OF NC	NC	4/5/1963	5/14/1980	\$ 14,957,128	\$ 9,916,587	\$ (10,007)	Casualty, Excluding Workers' Compensation
18939	UNITED HERITAGE PROP & CAS CO	ID	4/1/1908	4/21/1908	\$ 40,570,596	\$ 13,838,134	\$ (1,454,560)	Casualty, Excluding Workers' Compensation; Property
25941	UNITED SERV AUTOMOBILE ASSN	TX	6/20/1922	10/31/1962	\$ 44,704,231,521	\$ 33,352,436,545	\$ 876,112,665	Casualty, Excluding Workers' Compensation; Marine and Transportation; Property
25887	UNITED STATES FIDELITY & GUAR CO	CT	3/19/1896	6/20/1899	\$ 3,586,489,412	\$ 882,045,585	\$ 96,357,574	Casualty, Including Workers' Compensation; Disability, Excluding Managed Care; Marine and Transportation; Property; Surety
21113	UNITED STATES FIRE INS CO	DE	4/1/1824	12/29/2003	\$ 5,403,295,228	\$ 1,853,348,935	\$ 289,025,532	Casualty, Including Workers' Compensation; Disability, Excluding Managed Care; Marine and Transportation; Property; Surety

PROPERTY & CASUALTY COMPANIES

COCODE	COMPANY NAME	STATE OF DOMICILE	INCORPORATED DATE	IDAHO LICENSED DATE	TOTAL ASSETS	CAPITAL AND SURPLUS	NET INCOME	LINE(S) OF BUSINESS
25895	UNITED STATES LIAB INS CO	NE	4/12/1867	2/5/1965	\$ 1,956,808,313	\$ 1,371,017,990	\$ 43,830,918	Casualty, Excluding Workers' Compensation; Marine and Transportation; Property; Surety
29157	UNITED WI INS CO	WI	9/11/1957	4/16/1991	\$ 235,652,489	\$ 125,635,448	\$ (4,554,353)	Casualty, Including Workers' Compensation; Disability, Excluding Managed Care; Marine and Transportation; Property; Surety
16063	UNITRIN AUTO & HOME INS CO	NY	10/15/1996	12/31/1996	\$ 54,291,520	\$ 33,705,438	\$ 1,032,750	Casualty, Excluding Workers' Compensation; Casualty, Including Workers' Compensation; Disability, Excluding Managed Care; Marine and Transportation; Property; Surety
25909	UNITRIN PREFERRED INS CO	NY	9/28/1942	12/8/1999	\$ 15,560,745	\$ 9,458,090	\$ 265,781	Casualty, Excluding Workers' Compensation; Disability, Excluding Managed Care; Marine and Transportation; Property; Surety
40703	UNITRIN SAFEGUARD INS CO	WI	1/25/1982	3/21/1991	\$ 72,471,900	\$ 9,326,784	\$ 474,506	Casualty, Excluding Workers' Compensation; Marine and Transportation; Property
32867	UNIVERSAL FIRE & CAS INS CO	IN	2/4/1976	11/4/2005	\$ 65,748,264	\$ 50,386,194	\$ (228,325)	Casualty, Excluding Workers' Compensation; Marine and Transportation; Property; Surety
25933	UNIVERSAL SURETY CO	NE	5/1/1947	6/4/1981	\$ 308,566,935	\$ 258,648,702	\$ 9,385,563	Surety
13200	UNIVERSAL SURETY OF AMER	SD	5/14/1984	5/13/1997	\$ 11,738,293	\$ 11,733,209	\$ 156,613	Casualty, Excluding Workers' Compensation; Surety
41181	UNIVERSAL UNDERWRITERS INS CO	IL	1/25/1982	11/30/1982	\$ 330,198,255	\$ 330,752,809	\$ 5,567,354	Casualty, Including Workers' Compensation; Disability, Excluding Managed Care; Marine and Transportation; Property; Surety
40843	UNIVERSAL UNDERWRITERS OF TX INS	IL	8/28/1981	5/24/2006	\$ 11,032,405	\$ 10,874,028	\$ 179,639	Casualty, Excluding Workers' Compensation; Marine and Transportation; Property; Surety
29599	US SPECIALTY INS CO	TX	10/28/1986	4/15/1988	\$ 2,320,894,794	\$ 560,244,109	\$ 75,962,366	Casualty, Excluding Workers' Compensation; Casualty, Including Workers' Compensation; Disability, Excluding Managed Care; Marine and Transportation; Property; Surety
35416	US UNDERWRITERS INS CO	ND	10/22/1992	9/20/2013	\$ 173,627,355	\$ 138,380,050	\$ 3,559,674	Casualty, Excluding Workers' Compensation; Marine and Transportation; Property; Surety
25968	USAA CAS INS CO	TX	7/16/1990	12/31/1990	\$ 13,984,986,047	\$ 6,805,556,744	\$ 317,644,872	Casualty, Excluding Workers' Compensation; Marine and Transportation; Property
18600	USAA GEN IND CO	TX	6/23/1972	12/24/1974	\$ 7,357,493,750	\$ 3,000,787,451	\$ 281,322,725	Casualty, Excluding Workers' Compensation; Marine and Transportation; Property
25976	UTICA MUT INS CO	NY	2/13/1914	12/29/1959	\$ 3,387,187,716	\$ 1,327,573,862	\$ 97,866,186	Casualty, Including Workers' Compensation; Marine and Transportation; Property; Surety
20508	VALLEY FORGE INS CO	PA	4/28/1944	9/2/1957	\$ 59,046,978	\$ 58,948,579	\$ 2,355,604	Casualty, Including Workers' Compensation; Disability, Excluding Managed Care; Marine and Transportation; Property; Surety
21172	VANLINER INS CO	OH	4/16/1953	9/24/1968	\$ 607,734,619	\$ 186,003,756	\$ 18,775,754	Casualty, Including Workers' Compensation; Marine and Transportation; Property
10815	VERLAN FIRE INS CO MD	NH	1/1/2009	9/27/2010	\$ 25,951,257	\$ 25,929,358	\$ 567,307	Casualty, Excluding Workers' Compensation; Marine and Transportation; Property; Surety
42889	VICTORIA FIRE & CAS CO	OH	7/11/1983	7/1/1996	\$ 42,745,572	\$ 41,863,054	\$ 411,878	Casualty, Excluding Workers' Compensation; Casualty, Including Workers' Compensation; Property
20397	VIGILANT INS CO	NY	7/17/1939	9/9/1953	\$ 461,664,838	\$ 354,696,281	\$ 5,080,964	Casualty, Including Workers' Compensation; Disability, Excluding Managed Care; Marine and Transportation; Property; Surety
13137	VIKING INS CO OF WI	WI	8/10/1971	10/11/1977	\$ 565,169,798	\$ 207,515,305	\$ 9,250,227	Casualty, Excluding Workers' Compensation; Disability, Excluding Managed Care; Property

PROPERTY & CASUALTY COMPANIES

COCODE	COMPANY NAME	STATE OF DOMICILE	INCORPORATED DATE	IDAHO LICENSED DATE	TOTAL ASSETS	CAPITAL AND SURPLUS	NET INCOME	LINE(S) OF BUSINESS
40827	VIRGINIA SURETY CO INC	IL	1/7/1982	6/30/1982	\$ 1,844,954,560	\$ 376,477,681	\$ 84,439,266	Casualty, Including Workers' Compensation; Disability, Excluding Managed Care; Marine and Transportation; Property; Surety
26085	WARNER INS CO	IL	6/28/1985	11/28/1986	\$ 17,563,248	\$ 17,541,341	\$ 134,499	Casualty, Excluding Workers' Compensation; Marine and Transportation; Property; Surety
32778	WASHINGTON INTL INS CO	NH	2/3/1976	1/17/1991	\$ 78,722,659	\$ 65,911,973	\$ 616,235	Casualty, Including Workers' Compensation; Disability, Excluding Managed Care; Marine and Transportation; Property; Surety
25585	WATFORD INS CO	NJ	6/4/1987	6/5/2019	\$ 60,584,495	\$ 27,735,174	\$ (581,028)	Casualty, Excluding Workers' Compensation; Casualty, Including Workers' Compensation; Disability, Excluding Managed Care; Marine and Transportation; Property; Surety
26069	WAUSAU BUSINESS INS CO	WI	12/27/1907	11/2/1992	\$ 35,011,108	\$ 31,526,003	\$ 491,544	Casualty, Including Workers' Compensation; Marine and Transportation; Property; Surety
26042	WAUSAU UNDERWRITERS INS CO	WI	9/27/1979	12/31/1979	\$ 128,961,928	\$ 74,461,492	\$ 1,393,934	Casualty, Including Workers' Compensation; Disability, Excluding Managed Care; Marine and Transportation; Property; Surety
40517	WCF NATL INS CO	UT	9/4/1981	12/4/1984	\$ 569,094,946	\$ 240,804,523	\$ 8,347,651	Casualty, Including Workers' Compensation; Marine and Transportation; Property; Surety
32280	WELLFLEET INS CO	IN	3/21/1986	1/1/1996	\$ 172,432,807	\$ 58,676,492	\$ (577,021)	Casualty, Including Workers' Compensation; Disability, Excluding Managed Care
20931	WELLFLEET NY INS CO	NY	1/1/1929	8/24/1950	\$ 99,542,478	\$ 36,819,748	\$ 9,241,323	Casualty, Including Workers' Compensation; Marine and Transportation; Property; Surety
25011	WESCO INS CO	DE	12/12/1962	8/16/1988	\$ 1,924,657,243	\$ 476,521,899	\$ 13,686,364	Casualty, Excluding Workers' Compensation; Casualty, Including Workers' Compensation; Disability, Excluding Managed Care; Marine and Transportation; Property; Surety
44393	WEST AMER INS CO	IN	9/6/1991	1/18/1996	\$ 52,151,232	\$ 49,473,158	\$ 819,345	Casualty, Including Workers' Compensation; Marine and Transportation; Property; Surety
15350	WEST BEND MUT INS CO	WI	4/13/1894	7/24/2019	\$ 3,830,408,654	\$ 1,597,023,483	\$ 168,700,881	Casualty, Including Workers' Compensation; Marine and Transportation; Property; Surety
10030	WESTCHESTER FIRE INS CO	PA	5/27/1971	4/1/1973	\$ 282,899,707	\$ 152,166,018	\$ (2,133,333)	Casualty, Including Workers' Compensation; Marine and Transportation; Property; Surety
27871	WESTERN AGRIC INS CO	IA	10/15/1971	8/22/1980	\$ 15,700,254	\$ 10,043,004	\$ (170,156)	Casualty, Excluding Workers' Compensation; Disability, Excluding Managed Care; Marine and Transportation; Property; Surety
39519	WESTERN COMM INS CO	ID	4/4/1980	8/18/1980	\$ 57,883,154	\$ 41,647,899	\$ 1,827,813	Casualty, Including Workers' Compensation; Disability, Excluding Managed Care; Marine and Transportation; Property; Surety
24465	WESTERN NATL ASSUR CO	MN	6/28/1957	10/15/1957	\$ 99,978,014	\$ 42,332,206	\$ 4,260,338	Casualty, Including Workers' Compensation; Disability, Excluding Managed Care; Marine and Transportation; Property; Surety
15377	WESTERN NATL MUT INS CO	MN	5/6/1915	6/15/2011	\$ 1,589,213,316	\$ 727,994,903	\$ 112,465,009	Casualty, Including Workers' Compensation; Marine and Transportation; Property; Surety
30961	WESTERN PROTECTORS INS CO	OR	5/27/1987	12/6/1994	\$ 8,879,125	\$ 8,738,864	\$ 126,767	Casualty, Excluding Workers' Compensation; Property
13188	WESTERN SURETY CO	SD	7/16/1900	8/27/1958	\$ 2,096,769,908	\$ 1,527,563,306	\$ 155,442,918	Casualty, Excluding Workers' Compensation; Surety
24112	WESTFIELD INS CO	OH	7/12/1929	4/24/1969	\$ 3,279,494,615	\$ 1,524,164,617	\$ 196,261,959	Casualty, Excluding Workers' Compensation; Casualty, Including Workers' Compensation; Marine and Transportation; Property; Surety

PROPERTY & CASUALTY COMPANIES

COCODE	COMPANY NAME	STATE OF DOMICILE	INCORPORATED DATE	IDAHO LICENSED DATE	TOTAL ASSETS	CAPITAL AND SURPLUS	NET INCOME	LINE(S) OF BUSINESS
24120	WESTFIELD NATL INS CO	OH	4/11/1968	3/1/2013	\$ 802,431,182	\$ 394,101,278	\$ 17,866,647	Casualty, Including Workers' Compensation; Marine and Transportation; Property
39845	WESTPORT INS CORP	MO	3/13/1981	9/30/1981	\$ 4,245,826,436	\$ 1,031,810,141	\$ 92,818,926	Casualty, Excluding Workers' Compensation; Casualty, Including Workers' Compensation; Disability, Excluding Managed Care; Marine and Transportation; Property; Surety
11932	WHITE PINE INS CO	MI	7/9/1969	8/30/2013	\$ 62,819,970	\$ 23,602,722	\$ (614,477)	Casualty, Excluding Workers' Compensation; Marine and Transportation; Property
25780	WILLIAMSBURG NATL INS CO	MI	9/18/1986	5/1/1998	\$ 21,163,154	\$ 18,667,447	\$ 112,803	Casualty, Including Workers' Compensation; Marine and Transportation; Property; Surety
30155	WILMINGTON INS CO	DE	7/30/1895	3/22/1996	\$ 13,956,024	\$ 8,116,739	\$ 194,290	Disability, Excluding Managed Care
13234	WILSHIRE INS CO	NC	9/6/1985	7/7/1987	\$ 429,835,816	\$ 149,483,329	\$ (10,990,733)	Casualty, Excluding Workers' Compensation; Disability, Excluding Managed Care; Marine and Transportation; Property; Surety
31232	WORK FIRST CAS CO	DE	2/19/1936	9/15/1987	\$ 87,041,939	\$ 36,316,039	\$ 9,810,430	Casualty, Excluding Workers' Compensation; Casualty, Including Workers' Compensation; Marine and Transportation; Property
34576	WORKERS COMP EXCH	ID	1/1/1919	1/1/1919	\$ 8,256,750	\$ 762,333	\$ -	Casualty, Including Workers' Compensation
11523	WRIGHT NATL FLOOD INS CO	TX	11/7/2002	7/12/2011	\$ 41,526,730	\$ 33,063,585	\$ 1,582,555	Property
40193	X L INS CO OF NY	NY	9/23/1994	7/1/2012	\$ 81,153,789	\$ 79,076,308	\$ 693,818	Casualty, Including Workers' Compensation; Marine and Transportation; Property; Surety
24554	XL INS AMER INC	DE	11/10/1945	10/21/1966	\$ 1,046,912,379	\$ 234,176,744	\$ 23,444,305	Casualty, Including Workers' Compensation; Disability, Excluding Managed Care; Marine and Transportation; Property; Surety
20583	XL REINS AMER INC	NY	5/6/1929	7/25/1938	\$ 12,422,795,174	\$ 3,489,135,676	\$ 271,528,118	Casualty, Excluding Workers' Compensation; Disability, Excluding Managed Care; Marine and Transportation; Property; Surety
37885	XL SPECIALTY INS CO	DE	11/14/1979	10/19/1995	\$ 2,485,178,301	\$ 533,785,577	\$ 39,347,964	Casualty, Including Workers' Compensation; Marine and Transportation; Property; Surety
37931	YCI INC	OK	11/13/1979	6/27/2000	\$ 8,635,038	\$ 7,751,059	\$ (585,238)	Casualty, Excluding Workers' Compensation; Marine and Transportation; Property; Surety
26220	YOSEMITE INS CO	OK	1/16/1964	1/10/1967	\$ 161,056,966	\$ 39,522,470	\$ (2,852,805)	Casualty, Excluding Workers' Compensation; Marine and Transportation; Property; Surety
30325	ZALE IND CO	TX	6/27/1973	1/18/2006	\$ 27,521,036	\$ 25,969,218	\$ 173,109	Casualty, Excluding Workers' Compensation; Disability, Excluding Managed Care; Marine and Transportation; Property
13269	ZENITH INS CO	CA	3/2/1949	6/1/1983	\$ 1,875,387,784	\$ 708,097,261	\$ 51,034,520	Casualty, Including Workers' Compensation; Marine and Transportation; Property; Surety
16535	ZURICH AMER INS CO	NY	6/3/1998	12/31/1998	\$ 31,020,129,090	\$ 7,886,395,492	\$ 1,281,441,060	Casualty, Including Workers' Compensation; Disability, Excluding Managed Care; Marine and Transportation; Property; Surety
27855	ZURICH AMER INS CO OF IL	IL	10/11/1973	6/27/1985	\$ 45,630,734	\$ 34,657,548	\$ 642,898	Casualty, Including Workers' Compensation; Marine and Transportation; Property; Surety

PROPERTY & CASUALTY COMPANIES

TITLE COMPANIES



COCODE	COMPANY NAME	STATE OF DOMICILE	INCORPORATED DATE	IDAHO LICENSED DATE	TOTAL ASSETS	CAPITAL AND SURPLUS	NET INCOME	LINE(S) OF BUSINESS
51411	AMERICAN GUAR TITLE INS CO	OK	7/2/1979	7/18/2005	\$ 53,342,662	\$ 42,580,887	\$ 10,573,569	Title
51578	AMTRUST TITLE INS CO	NY	11/10/1988	6/25/2021	\$ 42,390,048	\$ 30,002,633	\$ 3,836,926	Title
50229	CHICAGO TITLE INS CO	FL	8/30/1961	5/13/1966	\$ 2,182,303,841	\$ 1,177,523,468	\$ 508,205,130	Title
50083	COMMONWEALTH LAND TITLE INS CO	FL	3/31/1944	10/25/1972	\$ 704,613,442	\$ 407,392,592	\$ 92,490,960	Title
50130	DOMA TITLE INS INC	SC	9/18/1958	6/28/2013	\$ 154,753,155	\$ 49,548,339	\$ 20,160,859	Title
51586	FIDELITY NATL TITLE INS CO	FL	10/6/1981	11/29/1982	\$ 1,575,188,103	\$ 739,444,530	\$ 313,382,897	Title
51624	FIRST AMER TITLE GUAR CO	TX	9/2/1983	8/10/1992	\$ 95,295,484	\$ 72,065,417	\$ 24,467,282	Title
50814	FIRST AMER TITLE INS CO	NE	9/24/1968	10/28/1969	\$ 3,724,936,104	\$ 2,000,414,394	\$ 654,898,272	Title
50369	INVESTORS TITLE INS CO	NC	1/28/1972	3/3/1997	\$ 229,977,443	\$ 142,683,065	\$ 50,314,232	Title
51020	NATIONAL TITLE INS OF NY INC	NY	3/14/1929	4/13/2011	\$ 132,876,712	\$ 53,301,081	\$ 12,392,268	Title
50520	OLD REPUBLIC NATL TITLE INS CO	FL	8/20/1907	12/8/1983	\$ 1,781,446,463	\$ 773,811,346	\$ 275,140,108	Title
50121	STEWART TITLE GUAR CO	TX	2/20/1908	4/16/1980	\$ 1,466,515,620	\$ 835,448,808	\$ 188,768,204	Title
50016	TITLE RESOURCES GUAR CO	TX	3/8/1984	10/11/2016	\$ 183,361,773	\$ 90,211,921	\$ 44,486,263	Title
50050	WESTCOR LAND TITLE INS CO	SC	1/11/1993	1/12/2007	\$ 425,982,025	\$ 205,003,785	\$ 68,874,553	Title
51152	WFG NATL TITLE INS CO	SC	6/18/1974	5/19/2005	\$ 315,323,503	\$ 116,077,638	\$ 54,116,263	Title

TITLE COMPANIES

