

Idaho

Department of Insurance

2017 Annual Report



For the Year Ended December 31, 2017

C.L. "Butch" Otter
Governor

Dean L. Cameron
Director

State of Idaho
DEPARTMENT OF INSURANCE

C.L. "BUTCH" OTTER
Governor

700 West State Street, 3rd Floor
P.O. Box 83720
Boise, Idaho 83720-0043
Phone (208)334-4250
Fax# (208) 334-4398
<https://doi.idaho.gov>

DEAN L. CAMERON
Director

August 31, 2018

Honorable C.L. "Butch" Otter
Governor, State of Idaho
Statehouse
Boise, ID 83720

Dear Governor Otter:

As Director of the Department of Insurance, I am pleased to submit to you the Annual Report for the calendar year 2017, as required by Section 41-216, Idaho Code. The statistics in this report are compiled from the December 31, 2017, annual statements filed with the Department by insurance companies licensed in Idaho.

The Department of Insurance has a long tradition of fair and consistent enforcement of the insurance laws of Idaho. The responsibility of regulating the insurance marketplace in Idaho is a challenging task that includes providing a competitive environment for companies doing business in our state, while being ever mindful of the Department's ultimate goal of protecting Idaho's consumers.

I wish to commend and thank the Department's knowledgeable, dedicated, and professional staff. The good work they do is accomplished in many forms each day and provides superior service for the citizens of Idaho.

Thank you for your continued support of our Department.

Respectfully submitted,



Dean L. Cameron
Director

Table of Contents

| | |
|---|---------------|
| Administration..... | 1 |
| Department Main and Regional Office Addresses and Phone Numbers..... | 1 |
| Department of Insurance Directors..... | 2 |
| Organizational Chart..... | 3 |
| Summary of Administrative Orders..... | 4 |
| Litigation Pending During 2017..... | 4 |
| Summary of Legislative Changes Enacted in 2017..... | 5 |
| Rulemaking Adopted | 6 |
| Bulletins Issued | 7 |
| Idaho Immunization Assessment Board..... | 7 |
| Department Fund Sources..... | 8 |
| Department Fund Applications..... | 9 |
| Schedule of Receipts and Disbursements..... | 10 |
| State Fire Marshal..... | 15 |
| Consumer Services..... | 16 |
| SHIBA Program | 16 |
| Consumer Affairs..... | 17 |
| Fraud Investigations | 18 |
| Company Activities..... | 19 |
| Examinations & Analysis | 19 |
| Premium Tax | 26 |
| Producer Licensing | 30 |
| Continuing Education..... | 30 |
| Product Review..... | 31 |
| Rates and Forms..... | 31 |
| Summary of Annual Statements..... | 33 |
| Idaho Experience and Market Share of Top 20 Stock and Mutual Companies by Line of Business - 2017..... | 35 |
| Summary of Financial Condition as of December 31, 2017..... | 68 |
| Summary of Idaho Business for Calendar Year 2017..... | 101 |

Administration

Department of Insurance Mission Statement:

The mission of the Department of Insurance is to serve and protect Idahoans by equitably, effectively and efficiently administering the Idaho Insurance Code and the International Fire Code.

Main Office:

700 West State Street
3rd Floor
P.O. Box 83720
Boise, ID 83720-0043
Phone: 208-334-4250
Fax Numbers:
Main: 208-334-4298
Consumer Affairs: 208-334-4298
SHIBA: 208-334-4298
Fire Marshal: 208-334-4375

Regional Offices:

Fire Marshal Regional Office
1820 East 17th Street, Suite 220
Idaho Falls, ID 83404
Fire Prevention: 208-525-7022
Fire Investigation: 208-525-7209
Fax: 208-525-7066

Consumer Affairs/SHIBA Regional Office
353 North 4th, Suite 200
Pocatello, ID 83201
Consumer Affairs: 208-236-6411
SHIBA: 1-800-247-4422
Fax: 208-236-6351

SHIBA/Fire Marshal Regional Office
2005 Ironwood Parkway, Suite 143
Coeur d'Alene, ID 83814
Fire Investigation: 208-769-1447
SHIBA: 1-800-247-4422
Fax: 208-666-6767

Toll-free Numbers:

Consumer Assistance
1-800-721-3272

Producer Helpline
1-800-721-3272

Senior Health Insurance (SHIBA) Helpline
1-800-247-4422

Arson Reporting Hotline
1-877-752-7766

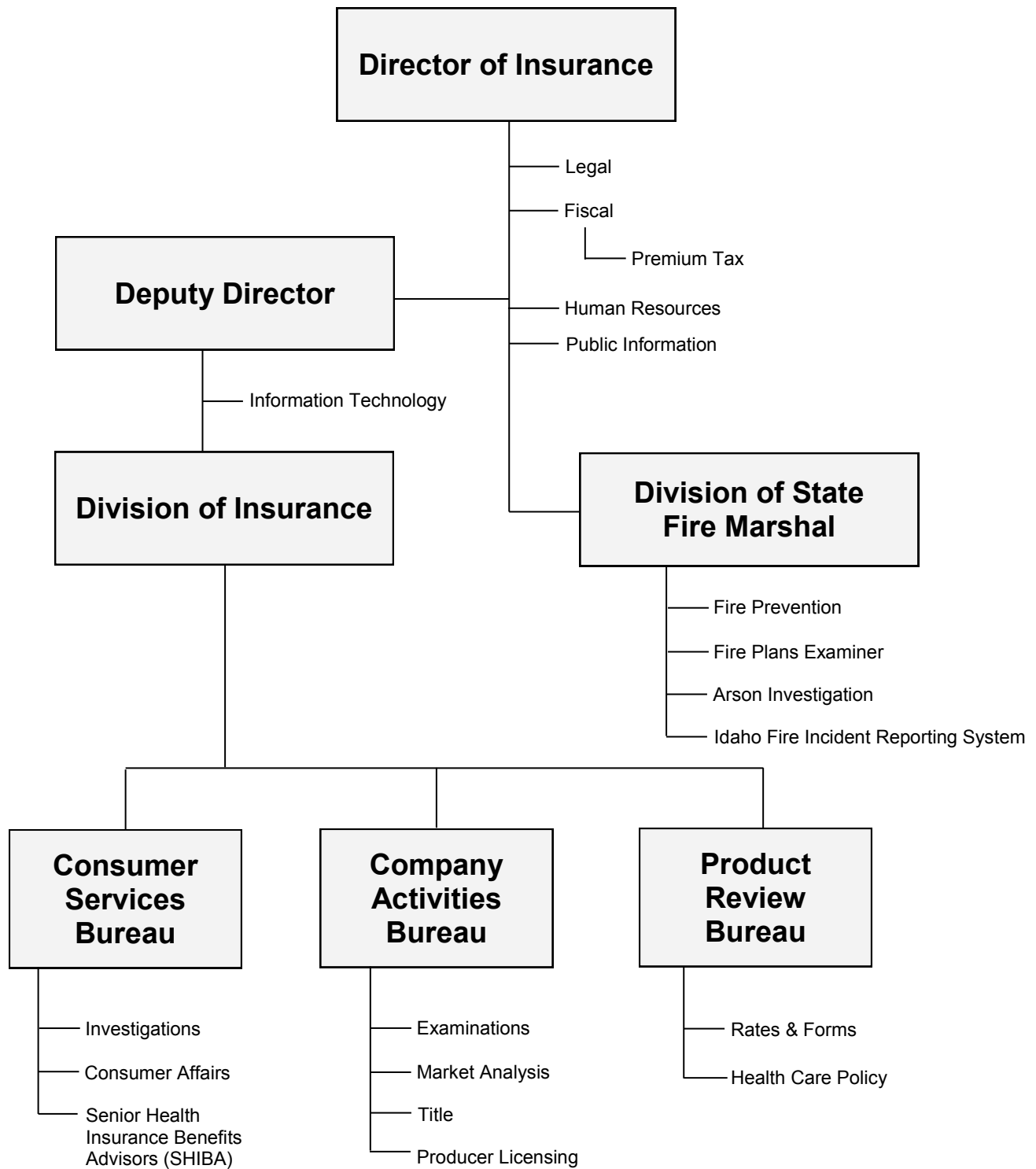
Fraud Reporting Hotline
1-866-939-7226

Website: <https://doi.idaho.gov>

Department of Insurance Directors

| Director | Term of Office |
|----------------------------|-----------------------|
| Lucius C. Rice | 1900 |
| P. M. Davis | 1901-1902 |
| John H. Myer | 1903-1904 |
| Edward L. Liggett..... | 1904-1905 |
| C. D. Goaslind | 1906-1909 |
| I. C. Hattabaugh | 1910-1911 |
| E. F. Van Valkenburg | 1912-1913 |
| George F. Steele..... | 1914-1916 |
| W. R. Hyatt | 1917-1918 |
| Howard J. Brace | 1919-1922 |
| D. C. Neifert | 1923-1929 |
| W. H. Bakes | 1930-1937 |
| T. M. Walrath | 1938-1940 |
| Joel Jenifer | 1941-1942 |
| Howard Cullimore | 1943-1944 |
| Edward B. McMonigle..... | 1945-1947 |
| James Hubbard | 1948-1950 |
| Leo O'Connell | 1951-1967 |
| John R. Blaine | 1967-1972 |
| Robert Hay | 1972-1973 |
| Monroe C. Gollaher | 1974-1980 |
| Trent M. Woods | 1980-1984 |
| Wayne L. Soward | 1984-1987 |
| Anthony J. Fagiano..... | 1987-1991 |
| George J. Neumayer | 1991 |
| Harry C. Walrath | 1991-1994 |
| James M. Alcorn | 1994-1995 |
| John Michael Brassey | 1995 |
| James M. Alcorn | 1995-1998 |
| Mary L. Hartung | 1998-2004 |
| Gary L. Smith..... | 2004-2006 |
| Shad Priest | 2006 |
| William W. Deal | 2007-2014 |
| Tom Donovan..... | 2015 |
| Dean L. Cameron..... | 2015-present |

Organizational Chart



Summary of Administrative Orders

Producers

| | |
|-------------------------|----|
| License Suspended | 4 |
| License Revoked | 26 |
| License Denied | 5 |
| Penalty Only | 0 |
| Other Orders | 6 |

Insurers & Self-funded Plans

| | |
|---|----|
| Certificate of Authority Suspended | 12 |
| Certificate of Authority Revoked | 5 |
| Certificate of Authority Reinstated | 1 |
| Block Non-Renewal and/or Withdrawal | 18 |
| Workers' Compensation Rate Deviation | 26 |
| Market Conduct Enforcement Orders | 2 |
| Orders Adopting Report of Examination | 6 |
| Other Orders | 7 |

Others (e.g., title insurance agencies, adjusters, TPAs, RRGs)

| | |
|---|----|
| License Suspended, Revoked, or Denied | 0 |
| Penalty Only | 3 |
| Orders Adopting Report of Examination | 30 |
| Other Orders | 1 |

Litigation Pending During 2017

Domestic Receiverships

In the Matter of the Liquidation of Old Standard Life Insurance Co., Case No. CV OC 0401574D

Ancillary Receiverships

State of Idaho, Department of Insurance v. Mission Insurance Company Trust, Case No. 88616
State of Idaho v. Commercial Compensation Casualty Company, Case No. OC 03 03337D
In the Matter of the Ancillary Liquidation of Wasatch Crest Mutual Insurance Company, Case No. CV OT 0810442

Appeals in Idaho District Court, Fourth Judicial District, Ada County

Travelers Insurance Co. v. Ultimate Logistics, LLC, Case No. CV01-17-13494

Summary of Legislative Changes Enacted in 2017 Impacting the Department of Insurance or the Insurance Industry

The following insurance-related bills were enacted and took effect July 1, 2017, unless otherwise noted.

Department of Insurance Legislation

House Bill 100 - This legislation is based on the National Association of Insurance Commissioners (NAIC) Risk Management and Own Risk Solvency Assessment (ORSA) Model Act (#505), which followed the 2008 recession. The goal is to have insurance companies or insurance holding company groups identify enterprise-wide risks that are relevant and material and report those risks once a year to the Department of Insurance on a confidential basis. This ORSA model act provides guidance and instructions to domiciled insurers for filing a confidential ORSA summary report with the director. It is helpful to both insurance companies and their regulator to have companies perform a regular assessment of their own risks and file that summary report with the department. This model law is required for accreditation of the Idaho Department of Insurance by the NAIC to maintain consistent, streamlined, and fair regulation of insurers.

House Bill 101 - This legislation is based on the National Association of Insurance Commissioners (NAIC) Credit for Reinsurance Model Law (#785). Idaho already has some provisions from this model law in existing code setting forth conditions when ceding insurers may take credit for reinsurance. The revisions reduce collateral requirements for non-U.S. licensed reinsurers that are licensed and domiciled in qualified jurisdictions making reinsurance more affordable for U.S. insurers while still maintaining necessary protections. This model law is required for accreditation of the Idaho Department of Insurance by the NAIC.

House Bill 102 - This legislation is based on the National Association of Insurance Commissioners (NAIC) Corporate Governance Annual Disclosure Model Act (#305). In part following the 2008 recession, the NAIC worked towards the goal of having insurance companies or insurance holding company groups identify their corporate governance practices. This model act provides guidance and instructions to domiciled insurers for filing a confidential corporate governance annual disclosure with the Department of Insurance. This legislation outlines requirements for completing a confidential corporate governance annual disclosure and permits the Department to maintain an understanding of domiciled insurers corporate governance framework. This model law is required for accreditation of the Idaho Department of Insurance by the NAIC.

Other Insurance-Related Legislation

House Bill 136 - Seeks to assure that inmates in a county jail are not put in a position to be pressured by other inmates to do business with certain bail agents to the exclusion of other bail agents.

House Bill 244 - Adds to existing law, Title 41, Chapter 18, requiring that an individual life insurance policy include the option for the policy holder to designate an individual, in addition to themselves, to receive notification by mail 14 days prior to termination.

Senate Bill 1040 - Referred to as the Codifier Corrections bill and updates references to other code sections, e.g. corporate code and open meetings law. Changes impacting Title 41 are located on pages 30-38 of S1040.

Senate Bill 1049 - Amends the Idaho portable electronics insurance statutes, enacted in 2012. All states now have identical or similar statutes in place. This legislation provides that notice of consent by the consumer shall be made, either by mail or electronic means, within 30 days of the transaction rather than simultaneously. Accordingly, this legislation allows easier access to electronic communication between a consumer and a portable electronics insurer.

Senate Bill 1075 - Clarifies the term “realized capital gains” as used in the calculation when determining whether a dividend or distribution is extraordinary or non-extraordinary.

Senate Bill 1079 - Authorizes the Department of Insurance to issue limited travel insurance producer licenses to qualified applicants who will provide travel insurance through travel retailers. The legislation requires the licensed limited lines travel insurance producer and the travel retailer to meet administrative and disclosure requirements, such as including the producer’s identification information and making certain disclosures to the consumer in the marketing materials and fulfillment packages, and requiring the producer to establish and maintain a transaction record.

Senate Bill 1081 - Extends the sunset date for the Immunization Assessment Board for two years to July 1, 2019.

Senate Bill 1117 - The purpose of this legislation is to make it easier to create certain self-funded health insurance plans that are required to register with the Department of Insurance. This legislation allows the director of insurance to extend by up to 12 months the time period a self-funded plan has to meet the minimum surplus requirements. All other requirements must be met.

Senate Bill 1150 - Amends existing law to allow for individuals with high risk medical conditions and their dependents who are enrolled in individual health benefit plans to be reinsured through the Idaho Individual High Risk Reinsurance Pool. Current pool enrollment consists only of individuals and dependents who were unable to obtain health insurance due to a health condition and who had enrolled in one of five standardized plans. These standardized plans are no longer feasible; thus, the bill proposes a different method to continue to utilize the pool as a reinsurance mechanism (while grandfathering coverage for current pool enrollees) that will help stabilize the individual health insurance market in Idaho, and encourage insurers to continue to offer individual health benefit plans to Idaho consumers.

Rulemaking Adopted

| <u>Rule No.</u> | <u>Name</u> |
|---------------------------|---|
| Rule 10 IDAPA 18.01.10 | Rule Pertaining to Producers Handling of Fiduciary Funds Effective March 29, 2017 |
| Rule 48 IDAPA 18.01.48 | Rule to Implement the Privacy of Consumer Financial Information Effective March 29, 2017 |
| Rule 50 IDAPA 18.01.50 | Adoption of the International Fire Code Effective March 29, 2017 |
| Rule 54 IDAPA 18.01.54 | Rule to Implement the NAIC Medicare Supplement Insurance Minimum Standards Model Act Effective March 29, 2017 |
| Rule 56 IDAPA 18.01.56 | Rule Pertaining to Rebates and Illegal Inducements to Obtaining Title Insurance Business Effective March 29, 2017 |

Bulletins Issued

| <u>Bulletin No.</u> | <u>Subject</u> |
|---------------------|---|
| 17-01 | Extension of Transitional Plans through December 31, 2018 March 8, 2017 |
| 17-02 | Use of Revised Accounting Practices and Procedures Manual of the NAIC June 5, 2017 |
| 17-03 | Rate of Interest on Deferred Payment of Cash Surrendered Benefits June 30, 2017 |
| 17-04 | Bail Agent Compensation of Incarcerated Persons Prohibited July 2, 2017 |

Idaho Immunization Assessment Board

The Idaho Immunization Assessment funds the Idaho Department of Health and Welfare's Immunization Program and provides vaccines for insured children in Idaho. The program was extended by the Idaho Legislature in 2018 and is scheduled to sunset on July 1, 2024.

Under this program, the Idaho Department of Health and Welfare is able to purchase vaccines for insured children at significant discounts. In addition, the program facilitates immunization of children by enabling physicians and other health care professionals in Idaho to obtain most or all of their childhood vaccine supply from the Idaho Department of Health and Welfare as a single source.

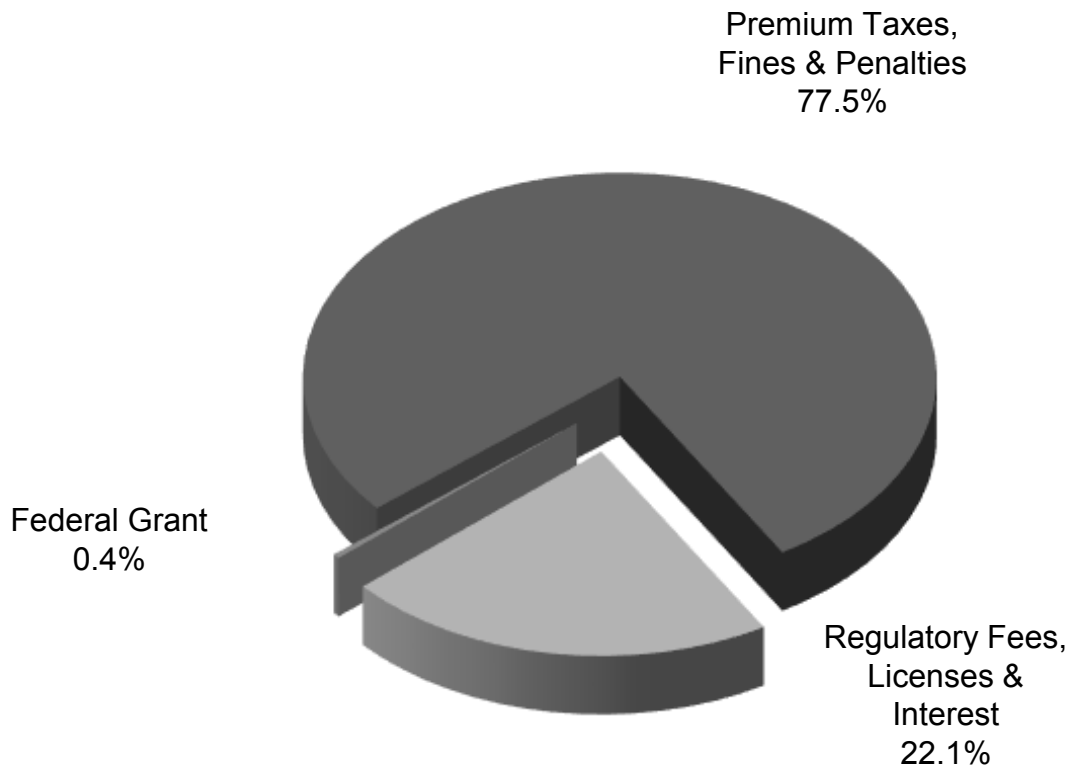
The legislation also created the independent Idaho Immunization Assessment Board to assess mandatory fees from all carriers covering children in Idaho to fund this program. Under the Board's Plan of Operation, carriers report to the Idaho Department of Insurance the numbers of program-eligible children they cover as of January 31 of each year, on or before March 15 of that year. The annual assessment fee notice is sent to all carriers no later than April 15 with a due date of June 15. If the billing is greater than \$50,000, the carrier may request a quarterly installment plan.

The 2017 assessment per program-eligible child was \$52.00.

Highlights for Year 2017

| | |
|---------------------------|--------------|
| ◆ Total carriers surveyed | 922 |
| ◆ Total carriers assessed | 139 |
| ◆ Total lives assessed | 250,306 |
| ◆ Total funds assessed | \$16,188,713 |

*Department Fund Sources**
For the Fiscal Year Ended June 30, 2018



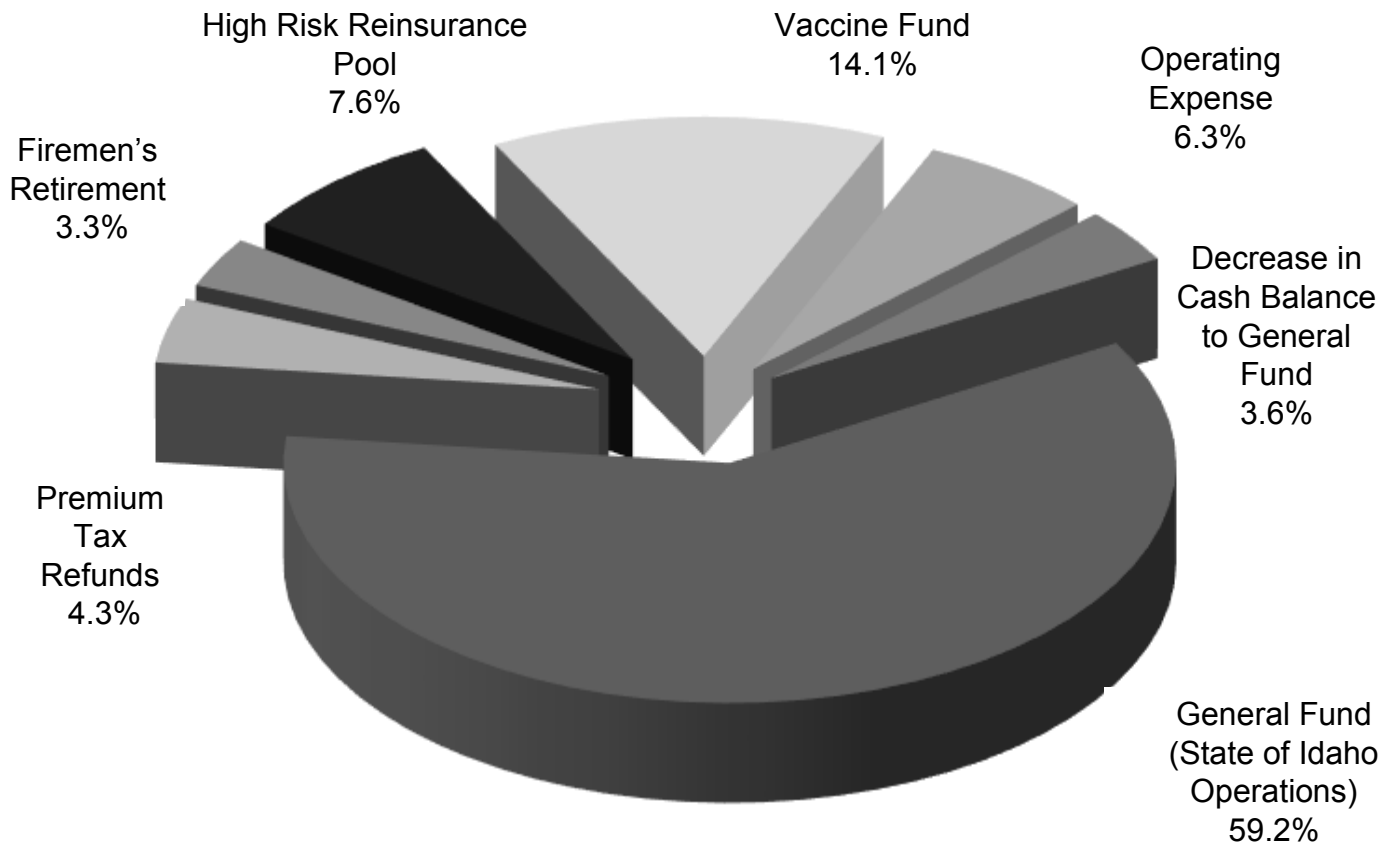
| | | |
|--------------------------------------|----|--------------------|
| Premium Taxes, Fines & Penalties | \$ | 92,363,945 |
| Regulatory Fees, Licenses & Interest | | 26,307,611 |
| Federal Grant | | <u>462,152</u> |
| Total | \$ | <u>119,133,708</u> |

Department receipts totaled over \$119 million in FY 2018. Taxes on insurance premiums constituted the largest portion (77.5%) of these receipts, amounting to \$92.4 million. Regulatory fees and licenses of \$26.3 million and federal grant funds of \$0.5 million accounted for the remainder of the FY 2018 receipts. Although premium taxes represent the Department's largest single source of receipts, these dollars are not utilized to finance Department operations. The majority of premium tax proceeds are distributed to the General Fund to finance other state programs. The balance of the premium tax proceeds are distributed to the Premium Tax Refund Fund, the Firemen's Retirement Program, and the High Risk Reinsurance Pool.

*Includes the following funds: Insurance Administrative Account; Arson, Fire and Fraud Prevention Account; Idaho Immunization Dedicated Vaccine Fund; Insurance Insolvency Account; Cigarette Propensity Enforcement Fund; and Federal Grant Fund.

Department Fund Applications*

For the Fiscal Year Ended June 30, 2018



| | | |
|--|----|--------------------|
| General Fund | \$ | 70,485,931 |
| Premium Tax Refunds | | 5,144,806 |
| Firemen's Retirement (PERSI) | | 3,962,841 |
| High Risk Reinsurance Pool | | 9,019,873 |
| Immunization Dedicated Vaccine Fund | | 16,819,634 |
| Department Operating Expenses | | 7,459,226 |
| Decrease in Cash Balance to General Fund | | <u>4,338,414</u> |
| Total | \$ | <u>117,230,725</u> |

In FY 2018, distributions to the General Fund totaled just over \$74.8 million, while distributions to the Premium Tax Refund Fund, the Firemen's Retirement Program, the High Risk Reinsurance Pool, the Idaho Immunization Dedicated Vaccine Fund, and the Dedicated Vaccine Fund were \$5.1 million, \$4.0 million, \$9.0 million, and \$16.8 million, respectively. The Department's operations are funded by regulatory fees, licenses, and other miscellaneous revenue sources. During FY 2018, the Department expended \$7.5 million, or 6.3% of its total receipts, to fund department operations.

* Includes the following funds: Insurance Administrative Account; Arson, Fire and Fraud Prevention Account; Idaho Immunization Dedicated Vaccine Fund; and the Federal Grant Fund.

Schedule of Receipts and Disbursements

For the Fiscal Year Ended June 30, 2018

| <i>Insurance Administrative Fund</i> | | |
|--|----------------|----------------------|
| Free Fund Balance, July 1, 2017 | \$ 10,369,663 | |
| Encumbrances as of July 1, 2017 | <u>41,972</u> | |
| Total Free Fund Balance, July 1, 2017 | | \$ 10,411,635 |
| Receipts: | | |
| Premium Taxes | \$ 92,214,489 | |
| Licenses, Permits & Fees | 8,209,265 | |
| Fines & Penalties | 149,456 | |
| Other Revenue | <u>126,735</u> | |
| Total Receipts | | <u>100,699,945</u> |
| Total Cash Available | | <u>111,111,580</u> |
| Disbursements: | | |
| Personnel Costs | \$ 4,400,581 | |
| Communication Services | 46,966 | |
| Employee Development | 33,286 | |
| Other Services (Clerical) | 16,522 | |
| Professional Services | 525,286 | |
| Repairs & Maintenance | 27,185 | |
| Administrative Services | 13,257 | |
| Computer Services | 1,195 | |
| Employee Travel Costs | 58,020 | |
| Supplies | 45,774 | |
| Insurance | 14,607 | |
| Rental & Operating Leases | 198,243 | |
| Misc Expend (Investigative, Governmental Overhead) | 610,516 | |
| Capital Outlay | <u>102,117</u> | |
| Total Disbursements | | (6,093,554) |
| Prior Period Expenditures as of June 30, 2018 | | (41,937) |
| Encumbrances as of June 30, 2018 | | 18,996 |
| Transfers Out: | | |
| General Fund | \$ 70,485,931 | |
| Insurance Refund Fund | 8,895,300 | |
| Firemen's Retirement (PERSI) | 3,962,841 | |
| Insurance Insolvency Fund | - | |
| High Risk Reinsurance Pool | 9,019,873 | |
| Excess Cash on July 1st to General Fund | <u>587,920</u> | |
| Total Transfers Out | | <u>(92,951,865)</u> |
| Free Fund Balance, June 30, 2018 | | <u>\$ 12,005,229</u> |

Schedule of Receipts and Disbursements

For the Fiscal Year Ended June 30, 2018

| <i>Arson, Fire & Fraud Prevention Fund</i> | | |
|--|---------------|---------------------|
| Free Fund Balance, July 1, 2017 | \$ 1,692,157 | |
| Encumbrances as of July 1, 2017 | <u>2,817</u> | |
| Total Free Fund Balance, July 1, 2017 | | \$ 1,694,975 |
| Receipts: | | |
| Licenses, Permits & Fees | \$ 1,040,233 | |
| Interest Income | 23,487 | |
| Other Revenue | <u>6,256</u> | |
| Total Receipts | | <u>1,069,976</u> |
| Total Cash Available | | <u>2,764,951</u> |
| Disbursements: | | |
| Personnel Costs | \$ 679,282 | |
| Communication Services | 11,840 | |
| Employee Development | 12,688 | |
| Technical Services | 14,346 | |
| Repairs & Maintenance | 5,103 | |
| Administrative Services | 266 | |
| Computer Services | - | |
| Employee Travel Costs | 21,636 | |
| Supplies | 29,183 | |
| Insurance | 407 | |
| Rental & Operating Leases | 47,472 | |
| Miscellaneous Expenditures | 2,125 | |
| Capital Outlay | <u>56,611</u> | |
| Total Disbursements | | (880,960) |
| Prior Period Expenditures as of June 30, 2018 | | (2,817) |
| Encumbrances as of June 30, 2018 | | <u>5,104</u> |
| Free Fund Balance, June 30, 2018 | | <u>\$ 1,876,071</u> |

| <i>Insurance Refund Fund</i> | | |
|---|---------------------|--------------------|
| Free Fund Balance, July 1, 2017 | \$ 40,000 | |
| Transfers in from Insurance Administrative Fund | <u>8,895,300</u> | |
| Total Cash Available | | \$ 8,935,300 |
| Disbursements: | | |
| Refunds of Premium Tax Overpayments | <u>\$ 5,144,806</u> | |
| Total Disbursements | | (5,144,806) |
| Transfers Out: | | |
| General Fund | <u>\$ 3,750,494</u> | |
| Total Transfers Out | | <u>(3,750,494)</u> |
| Free Fund Balance, June 30, 2018 | | <u>\$ 40,000</u> |

Schedule of Receipts and Disbursements

For the Fiscal Year Ended June 30, 2018

| <i>Federal Grant Fund</i> | | |
|--|-------------|--------------------|
| Free Fund Balance, July 1, 2017 | \$ (12,643) | |
| Encumbrances as of July 1, 2017 | <u>-</u> | |
| Total Free Fund Balance, July 1, 2017 | | \$ (12,643) |
| Receipts: | | |
| Federal Grants | \$ 462,152 | |
| Total Receipts | | 462,152 |
| Advances Received | | <u>-</u> |
| Total Cash Available | | 449,510 |
| Transfers Out: | | - |
| Disbursements: | | |
| Personnel Costs | \$ 260,923 | |
| Operating Expenses | 223,789 | |
| Sub-Grantee Payments | - | |
| Capital Outlay | <u>-</u> | |
| Total Disbursements | | (484,713) |
| Prior Period Expenditures as of June 30, 2018 | | - |
| Encumbrances as of June 30, 2018 | | <u>-</u> |
| Free Fund Balance, June 30, 2018 | | <u>\$ (35,203)</u> |

| <i>Insurance Insolvency Fund</i> | | |
|--|-------------|-------------------|
| Free Fund Balance, July 1, 2017 | | \$ 100,000 |
| Receipts | | - |
| Transfers In (Reduction in General Fund Transfer) | | <u>-</u> |
| Total Cash Available | | 100,000 |
| Disbursements: | | |
| Personnel Cost | - | |
| Supplies | - | |
| Communication Services | - | |
| Miscellaneous Expenditures | - | |
| Professional Services | - | |
| Employee Travel Costs | - | |
| Total Disbursements | | - |
| Transfers Out: | | |
| General Fund | \$ <u>-</u> | |
| Total Transfers Out | | <u>-</u> |
| Free Fund Balance, June 30, 2018 | | <u>\$ 100,000</u> |

Schedule of Receipts and Disbursements

For the Fiscal Year Ended June 30, 2018

| <i>Liquidation Trust Fund</i> | | |
|--|------------|--------------------------|
| Free Fund Balance, July 1, 2017 | | \$ 946,781 |
| Receipts: | | |
| Interest & Other Investment Income | \$ 11,747 | |
| Sale of Services, Goods & Property | - | |
| Receipts to Trust | - | |
| Transfers In from Diversified Bond Fund | | - |
| Total Receipts and Transfers In | | <u>11,747</u> |
| Total Cash Available | | 958,527 |
| Disbursements: | | |
| Operating Expense | - | |
| Transfers Out: | | |
| Investment Purchase - Universe Insurance | - | |
| Account Liquidation | \$ 160,548 | |
| Total Disbursements and Transfers Out | | <u>(160,548)</u> |
| Free Fund Balance, June 30, 2018 | | <u>\$ 797,979</u> |

| <i>Cigarette Propensity Enforcement Fund</i> | | |
|--|------------------|--------------------------|
| Free Fund Balance, July 1, 2017 | | \$ 373,000 |
| Receipts: | | |
| Regulatory Fees | | |
| Total Receipts | \$ 82,000 | <u>82,000</u> |
| Total Cash Available | | 455,000 |
| Disbursements: | | |
| Expenditures | | |
| Total Disbursements | \$ - | <u>-</u> |
| Free Fund Balance, June 30, 2018 | | <u>\$ 455,000</u> |

Schedule of Receipts and Disbursements

For the Fiscal Year Ended June 30, 2018

| <i>Idaho Immunization Dedicated Vaccine Fund</i> | | |
|--|----------------------|----------------------|
| Free Fund Balance, July 1, 2017 | | \$ <u>0</u> |
| Receipts: | | |
| Regulatory Fees | <u>\$ 16,819,634</u> | |
| Total Receipts | | <u>16,819,634</u> |
| Total Cash Available | | <u>16,819,634</u> |
| Disbursements: | | |
| Disbursements | <u>\$ -</u> | |
| Total Disbursements | | <u>-</u> |
| Transfers Out: | | |
| Health & Welfare | <u>\$ 16,819,634</u> | <u>(16,819,634)</u> |
| Total Transfers Out | | <u>\$ -</u> |
| Free Fund Balance, June 30, 2018 | | \$ <u>-</u> |

| <i>Idaho High Risk Individual Reinsurance Pool</i> | | |
|---|---------------------|--------------------|
| No transfer or payment was made to the High Risk Reinsurance Pool in FY 2017 as the statute sunsetted on October 1, 2015. | | |
| Free Fund Balance, July 1, 2017 | | \$ <u>-</u> |
| Transfer in from Insurance Administrative Fund | | <u>9,019,873</u> |
| Total Cash Available | | 9,019,873 |
| Disbursements: | | |
| Payment to High Risk Pool | <u>\$ 9,010,873</u> | |
| Total Disbursements | | <u>(9,019,873)</u> |
| Transfers Out: | | |
| Total Transfers Out | | <u>-</u> |
| Free Fund Balance, June 30, 2018 | | \$ <u>-</u> |

State Fire Marshal

The State Fire Marshal's Office works with fire departments across Idaho, providing assistance with fire code interpretation, application, and enforcement. Staff conducts training sessions on the adopted fire code, incident reporting procedures, and fire investigations. The State Fire Marshal's Office is also responsible for reviewing plans for all state-owned or state-maintained buildings for compliance with fire and life safety codes. If requested by local fire departments, the State Fire Marshal can assist with local building plan reviews and inspections.

Furthermore, the State Fire Marshal has the statutory responsibility of being the chief arson investigation officer for the state of Idaho. When requested, he and his six deputies work with local authorities on the investigation of fires and explosions in Idaho.

Additionally, the State Fire Marshal's Office licenses the fire sprinkler contractors who work in Idaho; trains and certifies State fire code officials; and licenses persons and businesses that import or wholesale fireworks in the state. The office also maintains a recordkeeping system including data submitted from fire agencies that cover approximately 95% of the population of Idaho. They are committed to "*fighting fire with facts.*"

Mission Statement

The State Fire Marshal's Office participates in and coordinates an integrated statewide system designed to protect human life from fire and explosions through fire prevention and the investigation of fires. The program involves fire prevention activities, fire/arson investigations and the operation of various statistical systems, including the Idaho Fire Incident Reporting System (IFIRS).

Highlights for Year 2017

| | |
|--|---------------|
| ◆ Total fires reported in Idaho | 4,810 |
| ◆ Number of residential fires | 1,153 |
| ◆ Total estimated dollar loss reported | \$409,088,129 |
| ◆ Civilian fatalities reported | 22 |
| ◆ Firefighter fatalities | 0 |

Idaho Code Section 41-254 requires that the State Fire Marshal make an annual report to the governor and the legislature by the 15th of July each year. The detailed annual report can be found at the State Fire Marshal's website:
<https://doi.idaho.gov/sfm/>

Consumer Services

The Consumer Services Bureau consists of three sections: Senior Health Insurance Benefits Advisors (SHIBA), Consumer Affairs, and Investigations. The sections work together to protect the public's interest and ensure all participants (companies, producers, and consumers) are in compliance with the laws and rules that regulate the business of insurance in Idaho.

SHIBA Program

(Senior Health Insurance Benefits Advisors)

Senior Health Insurance Benefits Advisors (SHIBA) is a free, unbiased resource empowering Idahoans, through community volunteers and partners, to make informed decisions about their Medicare choices.

Each year, SHIBA individually counsels thousands of Medicare beneficiaries, by phone or in person, in communities throughout Idaho. SHIBA conducts workshops and provides information to beneficiaries and those who help them. SHIBA has offices in Boise, Coeur d'Alene, and Pocatello. A network of certified volunteers and partners assist people in communities throughout the state.

SHIBA investigates complaints and issues regarding claims/billings, appeals/grievances, fraud and abuse, marketing/sales, quality of care, and non-renewal issues.

SHIBA services the general Medicare population and conducts targeted outreach for populations at risk or under-served due to race, cultural background, ethnicity, limited English proficiency, Medicare Medicaid dual eligibility, beneficiaries under 65 with disabilities, and individuals eligible for low income subsidy prescription drug coverage.

SHIBA promotes awareness of provisions of federal legislation such as: the Patient Protection and Affordable Care Act (ACA); the Medicare Improvement for Patients and Providers Act (MIPPA); and the Medicare Modernization Act of 2003 as they affect Medicare issues. Some issues include: prevention and wellness benefits; changes to the Annual Open Enrollment Period (OEP); fraud prevention and awareness initiatives; and Durable, Medical Equipment, Prosthetics, Orthotics and Supplies (DMEPOS) competitive bidding.

Highlights for Year 2017

| | |
|---|--------|
| | 13,515 |
| ◆ Total client contacts | 1,190 |
| ◆ Total presentations and enrollment events | 21,501 |
| ◆ People reached through presentations and events | 7,539 |
| ◆ Medicare counseling hours | |

Consumer Affairs

The Consumer Affairs Section is a primary contact for members of the public who have questions about insurance matters or who want to file a complaint regarding an insurance matter. The Section assists Idaho residents in a number of ways, including:

- Analyzing consumer, company, and producer complaints and problems relating to all facets of the insurance industry to determine if a violation of Idaho Code or contract provisions has occurred;
- Providing assistance to consumers, companies, producers, and legal representatives in the form of technical assistance on claims procedures, underwriting, insurance laws and rules;
- Reviewing insurance contracts, policies, and related documents to assure compliance with Idaho insurance laws and rules;
- Conducting investigations concerning alleged violations of insurance laws, evaluating the merit of the complaint or inquiry, and recommending a course of action to Department staff; and
- Providing technical expertise for market conduct examinations of domestic and foreign insurers.

The Consumer Affairs Section also provides information and services to consumers via the Department website, including:

- Answers to common insurance questions;
- Basic information regarding insurance products;
- Online complaint filing;
- Summaries of complaint data; and
- Updates regarding national health care reform.

Consumers can contact a Consumer Affairs Officer through the toll-free Consumer Assistance Helpline, by mail, fax, or the Internet, or by calling or visiting the Department's offices in Boise or Pocatello.

Highlights for Year 2017

| | |
|--|----------------------|
| New consumer complaints | 885* |
| Consumer complaints closed | 926* |
| Calls/inquiries from the public | 6,719 |
| Funds recovered for the public | \$761,297 |
| Producer law classes and other presentations | 17 |
| | (867 participants) |
| Outreach efforts | 33 |
| | (4,047 participants) |

*Starting with 2017, consumer complaints opened/closed does not include health external reviews.

Investigations

The Investigations Section actively investigates, refers for prosecution, and seeks restitution from those who commit insurance fraud, a felony that can result in a sentence of up to 15 years in prison and a \$15,000 fine. Whatever its form, insurance fraud is a crime that impacts everyone by increasing the cost of insurance premiums and related goods and services. When allowed to go unchecked, insurance fraud has a severe negative effect on the economy as a whole.

The Section's mission is two-fold: first, to protect Idaho insurance consumers from dishonest individuals transacting insurance; second, to pursue allegations of individuals filing fraudulent claims against insurance companies. The Section fulfills its mission through criminal and administrative investigations to determine whether a person has violated any provision of Title 41, Idaho Code.

Two special prosecutors from the Office of the Attorney General review and prosecute insurance cases referred by the Section. Additionally, three Deputy Attorneys General pursue administrative enforcement actions against licensees. The Section also works with the State Fire Marshal's Office on insurance-related arson investigations.

The Investigations Section aims to be recognized as a leader in the fight against insurance fraud by creating partnerships with other criminal justice and law enforcement entities, educating the insurance industry, conducting community presentations and distributing written materials. These activities have significantly increased public awareness.

Highlights for Year 2017

| | |
|--|-----|
| Reports of suspected fraud received | 313 |
| Opened cases | 140 |
| Cases referred to attorney general for criminal charges | 16 |
| Cases referred to attorney general for administrative action | 6 |
| Criminal convictions | 10 |
| Administrative actions | 6 |

Company Activities

The Company Activities Bureau consists of three sections: Examinations, Analysis, and Licensing. Although each section has separate functions, all work in close association on some issues.

Examinations & Analysis

The Examinations and Analysis Sections monitor the financial condition of insurance entities conducting business in the state of Idaho. This helps ensure that each entity complies with Idaho law and that the financial obligations of the entity to its policyholders will be met. Regulated entities include domestic and foreign stock and mutual insurers, fraternal benefit societies, managed care organizations (MCOs), reciprocal insurers, self-funded health care plans, risk retention and purchasing groups, accredited reinsurers, county mutual insurers, hospital and professional service corporations, surplus lines insurers, title insurers, and rating organizations. The Examinations Section also includes a Title Examiner and Insurance Market Specialist who regulates the title industry in Idaho, and an Insurance Analyst Sr. who addresses market issues.

Major functions of the Examinations Section include:

- Examination of the financial and market conduct conditions of Idaho domestic insurers to ensure that they are operating in accordance with Idaho insurance laws and rules and the National Association of Insurance Commissioners (NAIC) Accounting Practices and Procedures Manual. Examinations are prescribed by law to be conducted at least once every five years but may be undertaken more frequently if the director deems necessary. Examinations of self-funded health benefit plans and other regulated entities are also performed.
- Regulation of all aspects of title agencies operating in Idaho, including title agent licensing, examining title agent operations and title plants, reviewing three-year escrow audits, handling consumer and industry complaints, enforcing compliance with Idaho Code and Department rules, reviewing escrow rate filings, and reviewing insurer title insurance rates and forms as required.
- Initial licensing for third party administrators (TPAs) who want to operate in Idaho. Determination of whether TPAs continue to meet licensing requirements based on annual filings.
- Receiving and recording corporate changes for insurers and other regulated entities (e.g., name changes, mergers, and redomestications).
- Market analysis and other review of insurers operating in Idaho in order to identify areas of non-compliance with the Idaho Insurance Code. This is done by reviewing consumer complaint data, national and state industry trends, conducting baseline analysis (benchmarking insurers against each other), and reviewing market conduct annual statements and other pertinent information, including financial data.
- Leading Idaho's participation in interstate collaborative actions, providing technical expertise, and conducting or participating in market conduct examinations of domestic and foreign insurers.

Major functions of the Analysis Section include:

- Financial analysis and review of Idaho domestic company financial reports to determine compliance with all Idaho Code requirements, financial solvency, and ability to meet contractual obligations to policyholders. This includes review of annual statements, quarterly statements, audited financial statements, and other filings made by an insurer. The focus is primarily on the solvency of Idaho domestic insurers and the monitoring of foreign companies licensed in Idaho.
- Financial analysis and review of financial statements and other filings of Idaho registered self-funded health plans regulated under Title 41, Chapters 40 and 41, Idaho Code, to determine compliance with Idaho Code requirements, financial solvency, and ability to meet obligations to beneficiaries.
- Initial licensing or authorization of insurers or other regulated entities to transact business in the state via the granting of a certificate of authority or registration. The admission process is completed in an effective and timely manner to admit financially sound insurers and related entities that will offer quality insurance products or related services to Idaho residents. The Section also maintains reinsurance only (accredited reinsurer) and surplus line (white list) listings.
- Monitoring and regulation of Idaho holding company systems of which an insurer is a part, in accordance with Title 41, Chapter 38, Idaho Code, to promote public interest and the interests of Idaho policyholders and shareholders.

Company Examinations and Admissions

Companies Admitted/Listed/Registered in 2017

| <u>License #</u> | <u>Company Name/Type</u> | <u>Domicile State</u> |
|--|---|------------------------------|
| <u>Charitable Gift Annuities</u> | | |
| 4379 | Canton College Foundation, Inc. | NY |
| 4392 | Environmental Defense Fund, Inc. | NY |
| 4410 | Christian Aid Ministries Foundation | OH |
| 4415 | Fellowship of Catholic University Students | CO |
| 4378 | The Hill School | PA |
| 4420 | Wesleyan University | CT |
| <u>Life/Health</u> | | |
| 4388 | American Family Life Assurance Company of Columbus | NE |
| 4411 | Care Improvement Plus South Central | AR |
| 4402 | Plateau Insurance Company | TN |
| <u>Managed Care Organizations</u> | | |
| 4385 | Arcadian Health Plan, Inc. | WA |
| 4382 | Molina Healthcare of Utah, Inc. | UT |
| 4381 | Unitedhealthcare of Utah, Inc. | UT |
| <u>Property/Casualty</u> | | |
| 4405 | Everest Denali Insurance Company | DE |
| 4406 | Everest Premier Insurance Company | DE |
| 4401 | Plateau Casualty Insurance Company | TN |
| 4400 | Radnor Specialty Insurance Company | NE |
| 4377 | Sompo America Fire & Marine Insurance Company | NY |
| 4390 | United Casualty and Surety Insurance Company | MA |
| <u>Purchasing Groups</u> | | |
| 4384 | AirbnbRPG, Inc. | DE |
| 4393 | American Real Estate PG, Inc. | DE |
| 442 | Artisan Contractors RPG | IL |
| 4389 | B&B Fitness PG, Inc. | CO |
| 4399 | Biz Choice Last Mile Logistics Purchasing Group | IL |
| 4416 | FM & V Purchasing Group | IL |
| 4421 | Healthcare Professionals Purchasing Group, LLC | DE |
| 4380 | I-Elite Risk Purchasing Group, LLC | PA |
| 4386 | National Small Business PG, Inc. | IL |
| 4413 | OB Gyn Risk Alliance | AL |
| 4387 | Recreation and Amateur Sports Risk Management Association, Inc. | NJ |
| 4417 | Select Communities Risk Purchasing Group, Inc. | DE |
| 4414 | Shell Risk Purchasing Group Association | IL |
| 4419 | Transportation Owner Operators RPG | IL |
| 4397 | USI Risk Purchasing Group | DE |

Companies Admitted/Listed/Registered in 2016 (continued)

| <u>License #</u> | <u>Company Name/Type</u> | <u>Domicile State</u> |
|-------------------------|---------------------------------|------------------------------|
|-------------------------|---------------------------------|------------------------------|

Risk Retention Groups

| | | |
|------|---|----|
| 4404 | American Builders Insurance Company Risk Retention Group, Inc. | AL |
| 4403 | California Healthcare Insurance Company, Inc., A Risk Retention Group | HI |
| 4398 | COPIC, A Risk Retention Group | DC |
| 4383 | Eagle Builders Insurance Company Risk Retention Group, Inc. | NC |
| 4408 | Emergency Physicians Insurance Exchange Risk Retention Group | VT |
| 4407 | Government Technology Insurance Company Risk Retention Group, Inc. | NV |
| 4391 | Medchoice Risk Retention Group, Inc. | VT |
| 4395 | Recreation Risk Retention Group, Inc. | VT |

Self-Funded Health Care Plan

| | | |
|------|--|----|
| 4418 | City of Lewiston Employee Benefit Plan Trust | ID |
|------|--|----|

Surplus Lines

| | | |
|------|--------------------------------------|----|
| 4394 | HDI Specialty Insurance Company | IL |
| 4396 | Oklahoma Specialty Insurance Company | OK |

Trusted Reinsurer

| | | |
|------|-----------------------------------|---------|
| 4409 | Endurance Specialty Insurance KTD | Bermuda |
|------|-----------------------------------|---------|

Classification of Active and Suspended Companies 2017

Licensed

| | |
|--|-----|
| County Mutual Fire | 1 |
| Fraternal Benefit Societies | 14 |
| Hospital and Professional Service Corporations | 1 |
| Hospital Liabilities Trusts | 0 |
| Life & Disability | 428 |
| Managed Care Organizations | 19 |
| Petroleum Clean Water Trusts | 1 |
| Property & Casualty | 829 |
| Title | 14 |

Listed

| | |
|---------------------------|-----|
| Accredited Reinsurers | 23 |
| Advisory Organizations | 8 |
| Charitable Gift Annuities | 317 |
| Surplus Lines | 149 |
| Trusted Reinsurers | 17 |

Registered

| | |
|--|-----|
| Purchasing Groups | 256 |
| Rating Organizations | 7 |
| Risk Retention Groups | 83 |
| Self-Funded Employee Health Care Plans | 13 |

Other Regulated Entities

| | |
|----------------------------|-------|
| Guaranty Associations | 3 |
| Surplus Lines Associations | 1 |
| Total Companies Regulated | 2,184 |

Companies Expired, Delisted, Revoked or Withdrawn in 2017

Life/Health Companies

American Network Insurance Company – Revoked May 18, 2017
Standard Life Insurance Company of Indiana – Revoked December 20, 2017

Property/Casualty Companies

Federated Reserve Insurance Company – Withdrawn March 9, 2017
Guarantee Insurance Company – Revoked December 28, 2017
Lumbermen's Underwriting Alliance – Revoked February 24, 2017
Mountain States Mutual Casualty Company – Withdrawn May 25, 2017
Reinsurance Company of America, Inc. – Revoked August 1, 2017
Trenwick America Reinsurance Corporation – Withdrawn December 07, 2017

Purchasing Groups

Artisan Contractors Association of America, Inc. – Expired March 31, 2017
Association of Professional Entertainers – Expired March 31, 2017
Biz Choice Last Mile Logistics Purchasing Group – Expired March 31, 2017
Chamberpro Purchasing Group, LTD – Withdrawn March 27, 2017
E.E. Hall Auto Dealer Umbrella PG, Inc. – Expired March 31, 2017
Food Services RPG, Inc. – Withdrawn March 22, 2017
Franchised Restaurants Risk Purchasing Group, Inc. – Expired March 31, 2017
Independent Contractor Services PG, Inc. – Expired March 31, 2017
International Scuba Risk Purchasing Alliance, Inc. – Expired March 31, 2017
Jamisonpro Allied Health Purchasing Group – Withdrawn March 27, 2017
Premier Attorneys Purchasing Group, Inc. – Expired March 31, 2017
Ressurance Purchasing Group – Expired March 31, 2017
Social Service Providers PG, Inc. – Expired March 31, 2017
SZ Fly Safe RPG – Withdrawn December 31, 2017
Truck Rental Insurance Program, Inc. – Withdrawn May 24, 2017
USI Risk Purchasing Group, Inc. – Expired March 31, 2017

Risk Retention Groups

American Safety Risk Retention Group, Inc. – Withdrawn December 8, 2017
Ameriguard Risk Retention Group, Inc. – Withdrawn January 1, 2017
Fairway Physicians Insurance Company, A Risk Retention Group – Liquidated December 8, 2017
National Guardian Risk Retention Group – Withdrawn January 1, 2017
Security America Risk Retention Group, Inc. – Withdrawn December 31, 2017
Vehicular Service Insurance Company, Risk Retention Group Withdrawn June 2, 2017

Companies Merged in 2017

Merged Companies

1689 American Underwriters Life Insurance Company

1829 Great Fidelity Life Insurance Company

3984 Holyoke Mutual Insurance Company in Salem

3799 Sussex Insurance Company

3972 Syncora Capital Assurance Inc.

2722 Washington Casualty Company

Merged with/into

2190 Puritan Life Insurance Company of America
December 31, 2017

1290 Puritan Life Insurance Company of America
December 31, 2017

3085 Country Mutual Insurance Company
January 1, 2017

249 Clarendon National Insurance Company
December 31, 2017

2630 Syncora Guarantee Inc.
December 31, 2017

4267 Proselect Insurance Company
December 31, 2017

Premium Tax

Premium taxes collected by the Department of Insurance are deposited in the Insurance Administrative Fund #0229-10 to be distributed as follows:

- That amount as needed up to 20% for the refund account;
- A portion to the PERSI Firemen's Retirement Account (Idaho Code Section 59-1394);
- That amount (not to exceed \$200,000 in any one year) necessary to cover administrative costs incurred by the Department in placing insurance companies into receivership or supervision to the extent that such costs cannot be satisfied from the assets of the companies;
- Remaining balance to the General Fund (Idaho Code Section 41-406).

Premium taxes collected from authorized insurers are in lieu of all other state and local taxes payable in the state of Idaho with the exception of real property tax (Idaho Code Section 41-405).

The annual premium tax liability is based on calendar year premiums written minus dental premiums, which are taxed at \$0.04 per subscriber per month. Premium taxes are prepaid in quarterly installments based on the prior year's premiums and the current year's tax rates. The installments are as follows: 60% due June 15, 20% due September 15, and 15% due December 15. The reconciliation payment is made on March 1 of the next year (Idaho Code Section 41-402(3)).

Premium tax offsets are allowed to the extent of 100% of the premium tax liability, unless otherwise indicated:

- **Workers' Compensation Offset** – All workers' compensation insurers must pay a 2.00% premium tax on Idaho premiums written to the Idaho Industrial Commission. Insurers are allowed to offset 50% of this tax against the workers' compensation tax liability with the Department of Insurance. The premium taxes paid to the Industrial Commission at the 2.00% rate should not be confused with the additional Department of Insurance 1.50% premium tax rate. The tax credit can only offset the workers' compensation premium tax liability and cannot be allowed against any other lines of insurance (Idaho Code Section 72-523).
- **Insurance Guaranty Association Offset** – Property and casualty insurers may offset their premium tax liability to the extent of 20% of the assessment for each of the five years following the year the assessment is paid. An allowable offset, or portion thereof, not used in any calendar year cannot be carried over or back to any other year. The total offsets cannot exceed the tax liability or total assessment paid. (Idaho Code Section 41-3616).
- **Idaho Life & Health Guaranty Association Offset** – A premium tax offset is allowed for all Class B and Class C assessments. Insurers may take any portion of the assessment as an offset in any of the five years following the year the assessment is paid. Offsets are limited to 20% of each assessment paid. An allowable offset, or portion thereof, not used in any calendar year cannot be carried over or back to any other year. The total offsets cannot exceed the tax liability or total assessment paid (Idaho Code Section 41-4314(1)).

*Summary of Premium Tax Collection
Calendar Years 2013 through 2017
(all figures are rounded to the nearest thousand)*

STOCK & MUTUAL INSURERS:

Idaho Code Sections 41-402 through 41-405

| Calendar Year | Taxable Premiums | Percentage Increase of Premiums | Premium Tax |
|---------------|------------------|---------------------------------|-------------|
| 2013 | 4,227,601,000 | 4.91% | 61,978,000 |
| 2014 | 4,458,287,000 | 5.46% | 65,395,000 |
| 2015 | 4,746,493,000 | 6.46% | 69,597,000 |
| 2016 | 4,875,546,000 | 2.72% | 71,685,000 |
| 2017 | 4,956,346,000 | 1.66% | 73,962,000 |

5 year average: \$4,652,854,730 \$68,523,522

HOSPITAL & PROFESSIONAL SERVICE CORPORATIONS:

Idaho Code Section 41-3427

| Calendar Year | Premiums Written | Percentage Increase of Premiums | Subscriber Tax |
|---------------|------------------|---------------------------------|----------------|
| 2013 | 42,433,000 | 12.28% | 54,000 |
| 2014 | 44,836,000 | 5.66% | 52,000 |
| 2015 | 42,710,000 | -4.74% | 27,000 |
| 2016 | 48,711,000 | 14.05% | 31,000 |
| 2017 | 52,496,000 | 7.77% | 34,000 |

5 year average: \$46,237,247 \$39,511

MANAGED CARE ORGANIZATIONS:

Idaho Code Section 41-3922

| Calendar Year | Premiums Written | Percentage Increase of Premiums | Subscriber/Premium Tax |
|---------------|------------------|---------------------------------|------------------------|
| 2013 | 122,683,000 | -2.04% | 1,844,000 |
| 2014 | 177,025,000 | 44.29% | 2,548,000 |
| 2015 | 274,812,000 | 55.24% | 4,075,000 |
| 2016 | 390,817,000 | 42.21% | 5,734,000 |
| 2017 | 490,438,000 | 25.49% | 7,492,000 |

5 year average: 291,154,987 \$4,338,643

SURPLUS LINES BROKERS:

Idaho Code Section 41-1229

| Calendar Year | Taxable Premiums | Percentage Increase of Premiums | Premium Tax |
|---------------|------------------|---------------------------------|-------------|
| 2013 | 76,903,000 | 27.64% | 1,154,000 |
| 2014 | 78,808,000 | 2.48% | 1,182,000 |
| 2015 | 89,473,000 | 13.53% | 1,342,000 |
| 2016 | 101,541,000 | 13.49% | 1,523,000 |
| 2017 | 109,120,000 | 7.46% | 1,636,000 |

5 year average:

91,169,014

\$1,367,412

TITLE INSURERS:

Idaho Code Sections 41-402 through 41-405

| Calendar Year | Taxable Premiums | Percentage Increase of Premiums | Premium Tax |
|---------------|------------------|---------------------------------|-------------|
| 2013 | 28,450,000 | -10.04% | 427,000 |
| 2014 | 30,035,000 | 5.57% | 451,000 |
| 2015 | 36,210,000 | 20.56% | 543,000 |
| 2016 | 47,312,000 | 30.66% | 710,000 |
| 2017 | 54,593,000 | 15.39% | 819,000 |

5 year average:

\$39,319,939

\$589,978

RISK RETENTION GROUPS:

Idaho Code Sections 41-4805 and 41-402 through 41-405

| Calendar Year | Taxable Premiums | Percentage Increase of Premiums | Premium Tax |
|---------------|------------------|---------------------------------|-------------|
| 2013 | 5,203,000 | -32.78% | 78,000 |
| 2014 | 6,479,000 | 24.52% | 97,000 |
| 2015 | 8,568,000 | 32.24% | 129,000 |
| 2016 | 8,685,000 | 1.37% | 130,000 |
| 2017 | 7,219,000 | -16.87% | 108,000 |

5 year average:

\$7,230,888

\$108,458

Taxes are calculated on Idaho premium tax base rate of 1.5% and \$0.04 per dental contract.
Does not include retaliatory premium tax rates.

Premium Tax Rates - Calendar Years 2013 through 2017

| CALENDAR YEAR | STOCK & MUTUAL INSURERS | HOSPITAL & PROFESSIONAL SERVICE CORPORATIONS | MANAGED CARE ORGANIZATIONS | SELF-FUNDED HEALTH CARE PLANS | SURPLUS LINES BROKERS | TITLE INSURERS | RISK RETENTION GROUPS |
|---------------|--|--|----------------------------|-----------------------------------|-----------------------|----------------|-----------------------|
| 2013 | 1.50% 4 cents per dental subscriber certificate per month | 4 cents per subscriber certificate per month | 1.50% | 4 cents per beneficiary per month | 1.50% | 1.50% | 1.50% |
| 2014 | 1.50% 4 cents per dental subscriber certificate per month | 4 cents per subscriber certificate per month | 1.50% | 4 cents per beneficiary per month | 1.50% | 1.50% | 1.50% |
| 2015 | 1.50% 4 cents per dental subscriber certificate per month | 4 cents per subscriber certificate per month | 1.50% | 4 cents per beneficiary per month | 1.50% | 1.50% | 1.50% |
| 2016 | 1.50% 4 cents per dental subscriber certificate per month | 4 cents per subscriber certificate per month | 1.50% | 4 cents per beneficiary per month | 1.50% | 1.50% | 1.50% |
| 2017 | 1.50% 4 cents per dental subscriber certificate per month | 4 cents per subscriber certificate per month | 1.50% | 4 cents per beneficiary per month | 1.50% | 1.50% | 1.50% |

Producer Licensing

The Producer Licensing Section reviews and processes license applications and issues and maintains over 100,000 licenses, including resident and non-resident business entities and individuals. The Section oversees 13 license types and their related procedures, statutes, and rules. Section goals remain efficiency, security, and service.

Producer Licensing continues to seek out administrative efficiencies by utilizing online services through approved vendors. Services include license applications and renewals, appointments, address changes, license copies, continuing education courses, and CE credit downloads. Applicants and licensees utilize online services for 90-95% of all licensing transactions. This factor allows the turnaround time for non-resident licensing to remain 1-2 days. The FBI fingerprinting process is completely digitized, providing greater security and quicker response times for resident applicants.

Producer Licensing website information is regularly updated to provide the most current information and services available. The Section maintains a paperless, efficient, and secure licensing environment by utilizing document imaging for license records and email correspondence for agency communications to licensees.

Continuing Education

The Continuing Education (CE) Rule, IDAPA 18.01.53, requires resident insurance licensees to complete 24 credit hours of continuing education within each two-year licensing period, which expires at the end of the individual's birth month. At least three of the 24 hours must be obtained in insurance ethics courses. Mandated training has been adopted by the Department for annuity suitability, flood, and long-term care policy sales. Non-resident and limited lines producers are exempt from CE requirements for Idaho.

Appointed members of the CE Advisory Committee meet monthly to review provider course applications to ensure quality courses are available to Idaho producers. CE rules are also in place to maintain high standards for CE courses. Presentation methods are available to licensees in a variety of formats including correspondence, internet, seminar, teleconference, traditional classroom, and webcast/webinar.

Highlights for Year 2017

| | |
|---------------------------------|---------|
| ◆ License applications received | 24,252 |
| ◆ Licenses issued | 21,533 |
| ◆ Total licenses as of 1/1/2018 | 112,026 |
| ◆ Total licenses renewed | 33,493 |
| ◆ CE courses added | 2,349 |

Product Review

The Product Review Bureau consists of one section: Rates and Forms.

Rates and Forms

The Rates and Forms Section accepts property, casualty, health and life policy contracts and related forms with the company certification stating they comply with Idaho Code and are not ambiguous, misleading or deceptive. The Section accepts advertising filings for life and health and reviews rate filings for various lines of insurance including individual and small group health rate manuals, Medicare supplement, long-term care, private passenger automobile, homeowners and credit. The objective is to ensure that rates are not inadequate, excessive or unfairly discriminatory.

This Section is primarily responsible for administering rate and form laws on a file-and-use basis. Idaho Code Section 41-1812 states: "No basic insurance policy or annuity contract form, or application form where written application is required and is to be made a part of the policy or contract, or printed rider or endorsement form or form of renewal certificate, shall be delivered, or issued for delivery in this state, unless the form has been filed with the director." Although all major lines of insurance are monitored, the Section is alert to filings involving private passenger automobile rate changes, bail bonds, certificates of assumption, company mergers, credit life and disability, life settlement, consumer credit reporting, health products, long-term care, managed care organizations, Medicare supplements, title and workers' compensation. Unless the forms are submitted and filed with the Rates and Forms Section, they may not be issued to residents of Idaho.

The Department receives policy and rate filings from 1,312 companies licensed or registered to sell products in Idaho. The Department received 5,311 separate filings in 2017 via SERFF (System for Electronic Rate and Form Filing), resulting in the following total number of forms and rates for all filings submitted in 2017, as shown in the following chart.

Highlights for Year 2017

| <u>Business Line</u> | <u>Forms</u> | <u>Rates</u> |
|-----------------------|--------------|--------------|
| Advertising | 1,279 | 0 |
| Aircraft | 435 | 2 |
| Annuities | 631 | 0 |
| Boiler & Machinery | 32 | 3 |
| Commercial Auto | 931 | 167 |
| Commercial Package | 3,095 | 142 |
| Credit Life | 16 | 0 |
| Farmowners | 35 | 9 |
| Fidelity/Surety | 130 | 34 |
| Group Health | 1,928 | 41 |
| General Liability | 12,375 | 265 |
| Group Life | 241 | 0 |
| HMO | 621 | 9 |
| Homeowners | 625 | 92 |
| Individual Health | 1,065 | 33 |
| Individual Life | 235 | 6 |
| Inland Marine | 918 | 87 |
| Life Settlement | 55 | 0 |
| Long-Term Care | 72 | 48 |
| Medical Malpractice | 535 | 15 |
| Medicare Supplement | 157 | 140 |
| Personal Auto | 444 | 171 |
| Property | 893 | 93 |
| Title | 238 | 10 |
| Workers' Compensation | 313 | 68 |
| Other All Lines | 1,207 | 100 |

Summary of Annual Statements

Idaho Experience and Market Share of Top 20 Stock and Mutual Companies by Line of Business - 2017

| | Page |
|---|------|
| Fire..... | 35 |
| Allied Lines..... | 35 |
| Multiple Peril Crop..... | 36 |
| Federal Flood..... | 37 |
| Farmowners Multiple Peril..... | 38 |
| Homeowners Multiple Peril..... | 38 |
| Commercial Multiple Peril (Non-Liability Portion)..... | 39 |
| Commercial Multiple Peril (Liability Portion)..... | 40 |
| Mortgage Guaranty..... | 41 |
| Ocean Marine..... | 41 |
| Inland Marine..... | 42 |
| Financial Guaranty..... | 43 |
| Medical Professional Liability..... | 43 |
| Earthquake..... | 44 |
| Group Accident and Health..... | 45 |
| Credit Accident and Health (Group and Individual)..... | 46 |
| Collectively Renewable Accident and Health..... | 46 |
| Non-Cancellable Accident and Health..... | 46 |
| Guaranteed Renewable Accident and Health..... | 46 |
| Non-Renewable for Stated Reasons Only..... | 47 |
| Other Accident Only..... | 47 |
| Medicare Title XVIII Exempt from State Taxes and Fees..... | 47 |
| All Other Accident and Health..... | 47 |
| Federal Employee Health Benefits Program Premium..... | 48 |
| Workers' Compensation..... | 48 |
| Other Liability — Occurrence..... | 49 |
| Other Liability — Claims-Made..... | 50 |
| Excess Workers' Compensation..... | 50 |
| Product Liability..... | 51 |
| Private Passenger Auto No-Fault (Personal Injury Protection)..... | 52 |
| Other Private Passenger Auto Liability..... | 53 |
| Commercial Auto No-Fault (Personal Injury Protection)..... | 54 |
| Other Commercial Auto Liability..... | 54 |
| Private Passenger Auto Physical Damage..... | 55 |
| Aircraft..... | 56 |
| Fidelity..... | 57 |
| Surety..... | 58 |
| Burglary and Theft..... | 58 |
| Boiler and Machinery..... | 59 |

| | Page |
|--|-------------|
| Credit..... | 60 |
| Warranty..... | 61 |
| Accident and Health — Life, Health and Managed Care Companies..... | 62 |
| Title..... | 63 |
| Ordinary Life and Annuity..... | 63 |
| Credit Life..... | 64 |
| Group Life and Annuity..... | 65 |
| Industrial Life..... | 66 |
| Private Crop..... | 66 |
| Private Flood..... | 67 |
| Summary of Financial Condition as of December 31, 2017..... | 68 |
| Life and Disability Insurers..... | 68 |
| Property and Casualty Insurers..... | 80 |
| Managed Care Organizations..... | 99 |
| Hospital and Professional Service Corporations..... | 99 |
| Hospital Trusts..... | 99 |
| County Mutual Fire Companies..... | 99 |
| Fraternal Benefit Societies..... | 100 |
| Title Companies..... | 100 |
| Summary of Business in Idaho for Calendar Year 2017..... | 101 |
| Life and Health Insurers..... | 101 |
| Property and Casualty Insurers..... | 115 |

2017 Business

Fire

| Company Name | Direct Premiums Written | Market Share | Direct Premiums Earned | Direct Losses Incurred | Loss Ratio |
|----------------------------------|----------------------------|--------------|---------------------------|---------------------------|------------|
| Safeco Ins Co Of Amer | 2,201,660 | 8.96% | 2,140,685 | 1,263,934 | 59.04% |
| Factory Mut Ins Co | 1,587,370 | 6.46% | 1,667,464 | -30,079 | -1.80% |
| Travelers Ind Co | 1,508,918 | 6.14% | 1,630,559 | 254,539 | 15.61% |
| Foremost Ins Co Grand Rapids MI | 1,046,794 | 4.26% | 1,024,479 | 754,901 | 73.69% |
| Travelers Prop Cas Co Of Amer | 1,022,458 | 4.16% | 1,002,565 | 165,128 | 16.47% |
| Auto Owners Ins Co | 943,763 | 3.84% | 904,923 | 599,052 | 66.20% |
| The Cincinnati Ins Co | 814,534 | 3.31% | 812,975 | 383,261 | 47.14% |
| Affiliated Fm Ins Co | 750,422 | 3.05% | 689,088 | -13,618 | -1.98% |
| XL Ins Amer Inc | 707,086 | 2.88% | 652,205 | -11,004 | -1.69% |
| Zurich Amer Ins Co | 670,414 | 2.73% | 545,781 | -19,090 | -3.50% |
| Verlan Fire Ins Co MD | 649,857 | 2.64% | 609,101 | 0 | 0% |
| Allianz Global Risks US Ins Co | 609,415 | 2.48% | 804,267 | -5,222 | -0.65% |
| Employers Mut Cas Co | 556,969 | 2.27% | 531,286 | 1,163,411 | 218.98% |
| Liberty Mut Fire Ins Co | 536,661 | 2.18% | 583,231 | 6,658,026 | 1141.58% |
| Gem State Ins Co | 516,214 | 2.10% | 499,796 | 0 | 0% |
| Standard Guar Ins Co | 505,135 | 2.05% | 581,260 | 275,988 | 47.48% |
| Penn Millers Ins Co | 433,362 | 1.76% | 384,595 | -66,129 | -17.19% |
| Automobile Ins Co Of Hartford CT | 429,572 | 1.75% | 423,158 | 499,720 | 118.09% |
| American Home Assur Co | 407,777 | 1.66% | 744,796 | 154,197 | 20.70% |
| American Guar & Liab Ins | 400,805 | 1.63% | 348,115 | -21,585 | -6.20% |
| ALL OTHERS (180) | 8,284,438 | 33.70% | 8,536,741 | 17,495,850 | 112.13% |
| TOTALS | 24,583,624 | 100.00% | 25,117,070 | 29,501,280 | 117.46% |

Allied Lines

| Company Name | Direct Premiums Written | Market Share | Direct Premiums Earned | Direct Losses Incurred | Loss Ratio |
|-----------------------------|----------------------------|--------------|---------------------------|---------------------------|------------|
| Safeco Ins Co Of Amer | 3,439,179 | 15.53% | 3,305,107 | 2,287,972 | 69.23% |
| Factory Mut Ins Co | 2,993,311 | 13.52% | 3,241,547 | 0 | 0% |
| Standard Guar Ins Co | 1,237,153 | 5.59% | 1,361,148 | 465,664 | 34.21% |
| United Serv Automobile Assn | 849,636 | 3.84% | 862,259 | 928,006 | 107.63% |
| Travelers Ind Co | 841,475 | 3.80% | 974,765 | 69,231 | 7.10% |

2017 Business

Allied Lines (continued)

| | 760,751 | 3.44% | 760,751 | 366,653 | 48.20% |
|-----------------------------------|------------|---------|------------|------------|-------------|
| Farm Bureau Mut Ins Co Of ID | | | | | |
| The Cincinnati Ins Co | 662,038 | 2.99% | 657,234 | 3,356,572 | 510.71% |
| Travelers Prop Cas Co Of Amer | 550,924 | 2.49% | 567,377 | 223,743 | 39.43% |
| Employers Mut Cas Co | 526,265 | 2.38% | 501,226 | 313,222 | 62.49% |
| Foremost Ins Co Grand Rapids MI | 517,048 | 2.33% | 495,061 | -54 | -0.01% |
| USAA Cas Ins Co | 500,138 | 2.26% | 486,324 | 224,582 | 46.18% |
| RSUI Ind Co | 476,445 | 2.15% | 478,457 | 75,135 | 15.70% |
| Automobile Ins Co Of Hartford CT | 464,937 | 2.10% | 457,098 | 378,457 | 82.80% |
| Zurich Amer Ins Co | 450,799 | 2.04% | 392,479 | -12,481 | -3.18% |
| Affiliated Fm Ins Co | 389,023 | 1.76% | 357,223 | 139,497 | 39.05% |
| Acuity A Mut Ins Co | 316,301 | 1.43% | 304,651 | 201,835 | 66.25% |
| American Guar & Liab Ins | 296,831 | 1.34% | 263,466 | -18,287 | -6.94% |
| Federated Rural Electric Ins Exch | 285,012 | 1.29% | 289,935 | 1,052,385 | 362.97% |
| Allianz Global Risks US Ins Co | 258,162 | 1.17% | 376,797 | 187,209 | 49.68% |
| American Natl Prop & Cas Co | 227,977 | 1.03% | 201,561 | 203,515 | 100.97% |
| ALL OTHERS (183) | 6,101,564 | 27.55% | 6,198,925 | 15,568,888 | -152451.35% |
| TOTALS | 22,144,969 | 100.00% | 23,533,391 | 26,011,744 | 115.44% |

Multiple Peril Crop

| Company Name | Direct Premiums Written | Market Share | Direct Premiums Earned | Direct Losses Incurred | Loss Ratio |
|-------------------------------|----------------------------|--------------|---------------------------|---------------------------|------------|
| Ace Prop & Cas Ins Co | 23,469,031 | 39.24% | 22,985,565 | 35,313,600 | 153.63% |
| NAU Country Ins Co | 10,052,501 | 16.81% | 9,190,416 | 5,472,926 | 59.55% |
| Rural Comm Ins Co | 7,380,371 | 12.34% | 8,150,368 | 13,966,948 | 171.37% |
| FMIH Ag Risk Ins Co | 7,215,465 | 12.06% | 7,293,345 | 3,289,221 | 45.10% |
| American Agri Business Ins Co | 5,211,097 | 8.71% | 5,359,799 | 6,120,996 | 114.20% |
| Farm Bureau Mut Ins Co Of ID | 2,829,599 | 4.73% | 2,829,599 | 3,300,017 | 116.62% |
| Producers Agriculture Ins Co | 1,423,002 | 2.38% | 1,498,676 | 1,025,047 | 68.40% |
| Agri Gen Ins Co | 1,075,528 | 1.80% | 1,049,186 | 3,841,474 | 366.14% |
| Great Amer Ins Co | 786,052 | 1.31% | 589,985 | 3,075,262 | 521.24% |
| Aspen Amer Ins Co | 292,614 | 0.49% | 34,638 | 36,785 | 106.20% |
| Casualty Underwriters Ins Co | 137,627 | 0.23% | 133,752 | 388,345 | 290.35% |
| Western Agric Ins Co | 11,173 | 0.02% | 8,541 | 10,002 | 117.11% |

2017 Business

Multiple Peril Crop (continued)

| | | | | | |
|--------------------------------|-------------------|----------------|-------------------|-------------------|----------------|
| Farmers Mut Hail Ins Co Of IA | 1,452 | 0.00% | 0 | 0 | 0% |
| State Farm Fire & Cas Co | 344 | 0.00% | 344 | 0 | 0% |
| Atlantic Specialty Ins Co | 106 | 0.00% | 106 | 0 | 0% |
| Occidental Fire & Cas Co Of NC | 0 | 0% | 0 | -61 | 0% |
| Technology Ins Co Inc | -80,748 | -0.14% | -80,748 | 358,938 | -444.52% |
| TOTALS | 59,805,214 | 100.00% | 59,043,572 | 76,199,500 | 129.06% |

Federal Flood

| Company Name | Direct Premiums Written | Market Share | Direct Premiums Earned | Direct Losses Incurred | Loss Ratio |
|---------------------------------|----------------------------|----------------|---------------------------|---------------------------|---------------|
| American Bankers Ins Co Of FL | 840,705 | 20.25% | 768,201 | 628,500 | 81.81% |
| Hartford Ins Co Of The Midwest | 633,368 | 15.26% | 581,746 | 275,887 | 47.42% |
| Farmers Ins Co Of ID | 510,412 | 12.30% | 495,075 | 678,731 | 137.10% |
| Allstate Ins Co | 442,753 | 10.67% | 443,020 | 144,410 | 32.60% |
| Wright Natl Flood Ins Co | 401,751 | 9.68% | 384,001 | 710,812 | 185.11% |
| USAA Gen Ind Co | 400,380 | 9.64% | 365,562 | 121,174 | 33.15% |
| Selective Ins Co Of NY | 206,420 | 4.97% | 185,960 | 21,838 | 11.74% |
| Auto Owners Ins Co | 159,832 | 3.85% | 138,553 | 0 | 0% |
| Philadelphia Ind Ins Co | 143,873 | 3.47% | 134,333 | 416,071 | 309.73% |
| American Family Mut Ins Co SI | 73,737 | 1.78% | 74,038 | 41,943 | 56.65% |
| Liberty Mut Fire Ins Co | 71,470 | 1.72% | 65,147 | 0 | 0% |
| Homesite Ins Co | 52,952 | 1.28% | 53,984 | 14,215 | 26.33% |
| Hartford Underwriters Ins Co | 52,391 | 1.26% | 45,509 | 9,759 | 21.44% |
| Foremost Ins Co Grand Rapids MI | 41,692 | 1.00% | 63,620 | 110,282 | 173.34% |
| Metropolitan Prop & Cas Ins Co | 41,209 | 0.99% | 39,944 | 15,017 | 37.60% |
| New Hampshire Ins Co | 17,479 | 0.42% | 17,479 | 1,525 | 8.72% |
| QBE Ins Corp | 13,352 | 0.32% | 12,627 | 1,694 | 13.42% |
| CSAA Fire & Cas Ins Co | 12,251 | 0.30% | 10,636 | 14,124 | 132.79% |
| American Natl Prop & Cas Co | 10,870 | 0.26% | 10,361 | 0 | 0% |
| Integon Natl Ins Co | 7,723 | 0.19% | 4,384 | 0 | 0% |
| ALL OTHERS (11) | 16,622 | 0.40% | 30,121 | 5,210 | 190.88% |
| TOTALS | 4,151,242 | 100.00% | 3,924,301 | 3,211,192 | 81.83% |

2017 Business

Farmowners Multiple Peril

| Company Name | Direct Premiums Written | Market Share | Direct Premiums Earned | Direct Losses Incurred | Loss Ratio |
|--------------------------------|----------------------------|--------------|---------------------------|---------------------------|------------|
| Farm Bureau Mut Ins Co Of ID | 29,020,071 | 46.78% | 29,142,258 | 27,213,164 | 93.38% |
| Mutual Of Enumclaw Ins Co | 7,961,513 | 12.83% | 7,876,970 | 6,490,175 | 82.39% |
| North Pacific Ins Co | 5,607,436 | 9.04% | 5,080,407 | 5,380,569 | 105.91% |
| Oregon Mut Ins Co | 2,662,315 | 4.29% | 2,585,909 | 4,732,686 | 183.02% |
| Nationwide Agribusiness Ins Co | 2,200,595 | 3.55% | 2,145,126 | 4,642,669 | 216.43% |
| Farmers Alliance Mut Ins Co | 1,904,634 | 3.07% | 1,914,907 | 597,245 | 31.19% |
| United Heritage Prop & Cas Co | 1,767,538 | 2.85% | 1,751,265 | 1,842,685 | 105.22% |
| State Farm Fire & Cas Co | 1,698,898 | 2.74% | 1,750,673 | 1,371,998 | 78.37% |
| Travelers Ind Co Of Amer | 1,687,487 | 2.72% | 1,547,979 | 1,380,313 | 89.17% |
| Grange Ins Assn | 1,414,194 | 2.28% | 1,421,508 | 1,074,361 | 75.58% |
| American States Ins Co | 1,029,405 | 1.66% | 1,019,357 | 404,882 | 39.72% |
| Travelers Ind Co | 682,906 | 1.10% | 729,844 | 480,004 | 65.77% |
| American Ins Co | 552,337 | 0.89% | 561,972 | 3,084,832 | 548.93% |
| National Surety Corp | 549,366 | 0.89% | 489,104 | 895,149 | 183.02% |
| Unigard Ins Co | 495,067 | 0.80% | 510,338 | 137,484 | 26.94% |
| American Family Mut Ins Co Sl | 423,155 | 0.68% | 464,877 | 612,532 | 131.76% |
| QBE Ins Corp | 421,552 | 0.68% | 438,690 | 221,424 | 50.47% |
| Charter Oak Fire Ins Co | 378,533 | 0.61% | 353,828 | 135,818 | 38.39% |
| Indemnity Ins Co Of North Amer | 294,144 | 0.47% | 285,137 | 19,983 | 7.01% |
| American Economy Ins Co | 225,442 | 0.36% | 230,457 | 509,855 | 221.24% |
| ALL OTHERS (22) | 1,057,791 | 1.71% | 1,088,970 | 1,205,218 | 13.58% |
| TOTALS | 62,034,379 | 100.00% | 61,389,576 | 62,433,046 | 101.70% |

Homeowners Multiple Peril

| Company Name | Direct Premiums Written | Market Share | Direct Premiums Earned | Direct Losses Incurred | Loss Ratio |
|-------------------------------|----------------------------|--------------|---------------------------|---------------------------|------------|
| State Farm Fire & Cas Co | 54,961,980 | 15.57% | 54,280,313 | 41,709,370 | 76.84% |
| Farm Bureau Mut Ins Co Of ID | 33,710,654 | 9.55% | 33,022,897 | 28,699,015 | 86.91% |
| Safeco Ins Co Of IL | 33,107,405 | 9.38% | 31,588,870 | 21,829,249 | 69.10% |
| Farmers Ins Exch | 20,430,810 | 5.79% | 19,580,625 | 12,823,066 | 65.49% |
| United Heritage Prop & Cas Co | 13,131,310 | 3.72% | 13,085,414 | 10,475,741 | 80.06% |

2017 Business

Homeowners Multiple Peril (continued)

| | | | | | |
|---------------------------------|-------------|---------|-------------|-------------|----------|
| Farmers Ins Co Of ID | 12,604,519 | 3.57% | 13,034,433 | 5,560,437 | 42.66% |
| Allstate Vehicle & Prop Ins Co | 12,119,962 | 3.43% | 11,028,206 | 8,504,911 | 77.12% |
| Travelers Home & Marine Ins Co | 11,363,794 | 3.22% | 10,431,364 | 8,407,007 | 80.59% |
| United Serv Automobile Assn | 10,634,331 | 3.01% | 9,861,628 | 8,094,472 | 82.08% |
| Liberty Ins Corp | 8,198,326 | 2.32% | 7,075,594 | 6,413,891 | 90.65% |
| American Family Mut Ins Co SI | 7,736,132 | 2.19% | 8,058,617 | 5,536,374 | 68.70% |
| Auto Owners Ins Co | 7,310,911 | 2.07% | 6,475,955 | 8,099,458 | 125.07% |
| Foremost Ins Co Grand Rapids MI | 7,170,931 | 2.03% | 6,900,946 | 3,406,399 | 49.36% |
| USAA Cas Ins Co | 6,885,134 | 1.95% | 6,463,967 | 5,589,178 | 86.47% |
| Allstate Prop & Cas Ins Co | 6,835,900 | 1.94% | 7,412,186 | 5,061,440 | 68.29% |
| Metropolitan Prop & Cas Ins Co | 6,372,985 | 1.81% | 6,496,368 | 5,146,391 | 79.22% |
| Allstate Ind Co | 5,442,607 | 1.54% | 5,704,211 | 3,705,598 | 64.96% |
| Mutual Of Enumclaw Ins Co | 4,953,803 | 1.40% | 4,897,565 | 4,799,894 | 98.01% |
| Enumclaw Prop & Cas Ins Co | 4,926,248 | 1.40% | 4,873,308 | 3,541,191 | 72.67% |
| Allstate Ins Co | 4,608,961 | 1.31% | 4,851,716 | 2,886,616 | 59.50% |
| ALL OTHERS (112) | 80,391,167 | 22.78% | 76,855,987 | 55,551,446 | 6180.80% |
| TOTALS | 352,897,870 | 100.00% | 341,980,170 | 255,841,144 | 74.81% |

Commercial Multiple Peril (Non-Liability Portion)

| Company Name | Direct Premiums Written | Market Share | Direct Premiums Earned | Direct Losses Incurred | Loss Ratio |
|--------------------------------|----------------------------|--------------|---------------------------|---------------------------|------------|
| Western Comm Ins Co | 9,964,282 | 10.34% | 9,718,490 | 14,366,120 | 147.82% |
| The Cincinnati Ins Co | 5,238,008 | 5.43% | 5,102,473 | 1,773,071 | 34.75% |
| Ohio Security Ins Co | 4,926,451 | 5.11% | 4,609,807 | 3,801,401 | 82.46% |
| Continental Western Ins Co | 4,147,135 | 4.30% | 4,538,781 | 12,257,501 | 270.06% |
| State Farm Fire & Cas Co | 2,966,493 | 3.08% | 2,898,229 | 2,092,363 | 72.19% |
| Philadelphia Ind Ins Co | 2,939,954 | 3.05% | 2,897,827 | 2,545,809 | 87.85% |
| American Hallmark Ins Co Of TX | 2,513,864 | 2.61% | 2,514,054 | 1,427,714 | 56.79% |
| Amco Ins Co | 2,487,753 | 2.58% | 2,575,809 | 4,381,113 | 170.09% |
| Farmers Ins Co Of ID | 2,454,016 | 2.55% | 2,481,151 | 638,908 | 25.75% |
| Mutual Of Enumclaw Ins Co | 2,294,001 | 2.38% | 2,305,203 | 2,152,072 | 93.36% |
| Farmers Ins Exch | 2,143,303 | 2.22% | 2,043,087 | 2,619,386 | 128.21% |
| Auto Owners Ins Co | 2,100,725 | 2.18% | 1,928,439 | 1,401,801 | 72.69% |

2017 Business

| Commercial Multiple Peril (Non-Liability Portion) (continued) | | | | | | |
|--|------------|---------|------------|-------------|----------|--|
| Truck Ins Exch | 2,030,123 | 2.11% | 1,784,646 | 2,665,729 | 149.37% | |
| Mid Century Ins Co | 1,811,647 | 1.88% | 1,668,304 | 3,703,319 | 221.98% | |
| Allstate Ind Co | 1,788,042 | 1.86% | 1,845,276 | 1,696,964 | 91.96% | |
| Travelers Cas Ins Co Of Amer | 1,781,277 | 1.85% | 1,760,131 | 939,556 | 53.38% | |
| West Amer Ins Co | 1,636,300 | 1.70% | 1,371,426 | 806,386 | 58.80% | |
| American Family Mut Ins Co SI | 1,601,821 | 1.66% | 1,615,093 | 1,492,511 | 92.41% | |
| Nationwide Agribusiness Ins Co | 1,564,175 | 1.62% | 1,365,268 | 1,717,311 | 125.79% | |
| Ace Amer Ins Co | 1,334,649 | 1.38% | 1,314,240 | 972,714 | 74.01% | |
| ALL OTHERS (216) | 38,653,528 | 40.11% | 38,201,534 | 70,441,774 | -976.90% | |
| TOTALS | 96,377,547 | 100.00% | 94,539,268 | 133,893,523 | 141.63% | |

| Commercial Multiple Peril (Liability Portion) | | | | | | |
|--|----------------------------|--------------|---------------------------|---------------------------|------------|--|
| Company Name | Direct Premiums Written | Market Share | Direct Premiums Earned | Direct Losses Incurred | Loss Ratio | |
| Idaho Counties Risk Mgmt Program | 30,554,780 | 28.45% | 29,907,667 | 25,628,245 | 85.69% | |
| Western Comm Ins Co | 10,525,757 | 9.80% | 10,176,640 | 2,105,761 | 20.69% | |
| The Cincinnati Ins Co | 4,998,708 | 4.65% | 4,964,040 | 940,603 | 18.95% | |
| Ohio Security Ins Co | 4,888,130 | 4.55% | 4,513,756 | 3,109,071 | 68.88% | |
| Auto Owners Ins Co | 3,751,076 | 3.49% | 3,438,794 | 2,559,168 | 74.42% | |
| Owners Ins Co | 2,924,734 | 2.72% | 2,686,068 | 408,905 | 15.22% | |
| Philadelphia Ind Ins Co | 2,913,218 | 2.71% | 2,895,110 | 721,876 | 24.93% | |
| Continental Western Ins Co | 2,525,854 | 2.35% | 2,638,414 | 2,310,583 | 87.57% | |
| American Hallmark Ins Co Of TX | 2,385,388 | 2.22% | 2,377,939 | 751,892 | 31.62% | |
| Acuity A Mut Ins Co | 1,978,299 | 1.84% | 1,861,376 | 857,347 | 46.06% | |
| State Farm Fire & Cas Co | 1,969,436 | 1.83% | 1,927,892 | 932,868 | 48.39% | |
| Amco Ins Co | 1,569,363 | 1.46% | 1,598,836 | 1,066,912 | 66.73% | |
| Travelers Prop Cas Co Of Amer | 1,555,407 | 1.45% | 1,574,572 | -200,154 | -12.71% | |
| Mutual Of Enumclaw Ins Co | 1,188,636 | 1.11% | 1,203,921 | 1,395,332 | 115.90% | |
| West Amer Ins Co | 1,151,573 | 1.07% | 1,033,494 | 177,934 | 17.22% | |
| Truck Ins Exch | 1,128,234 | 1.05% | 1,335,801 | 457,721 | 34.27% | |
| Travelers Cas Ins Co Of Amer | 1,089,897 | 1.01% | 1,039,929 | 379,006 | 36.45% | |
| American Family Mut Ins Co SI | 1,062,202 | 0.99% | 1,073,138 | 690,843 | 64.38% | |
| Alaska Natl Ins Co | 1,023,405 | 0.95% | 1,047,329 | 523,038 | 49.94% | |

2017 Business

Commercial Multiple Peril (Liability Portion) (continued)

| | | | | | |
|------------------|-------------|---------|-------------|------------|------------|
| Ohio Cas Ins Co | 1,007,975 | 0.94% | 849,901 | 224,805 | 26.45% |
| ALL OTHERS (226) | 27,216,598 | 25.34% | 27,090,919 | 9,578,615 | -30948.20% |
| TOTALS | 107,408,670 | 100.00% | 105,235,536 | 54,620,371 | 51.90% |

Mortgage Guaranty

| Company Name | Direct Premiums Written | Market Share | Direct Premiums Earned | Direct Losses Incurred | Loss Ratio |
|--------------------------------|----------------------------|--------------|---------------------------|---------------------------|------------|
| Radian Guar Inc | 10,198,077 | 27.00% | 9,980,920 | 528,290 | 5.29% |
| Mortgage Guar Ins Corp | 7,631,380 | 20.21% | 7,540,122 | -250,474 | -3.32% |
| Essent Guar Inc | 5,147,927 | 13.63% | 4,987,151 | 99,584 | 2.00% |
| ARCH Mortgage Ins Co | 4,762,004 | 12.61% | 4,810,477 | 324,272 | 6.74% |
| Genworth Mortgage Ins Corp | 3,754,309 | 9.94% | 3,675,351 | 60,586 | 1.65% |
| United Guar Residential Ins Co | 2,406,565 | 6.37% | 3,566,396 | -224,181 | -6.29% |
| National Mortgage Ins Corp | 2,095,391 | 5.55% | 1,889,639 | 26,454 | 1.40% |
| United Guar Mortgage Ind Co | 606,344 | 1.61% | 410,350 | 32,166 | 7.84% |
| PMI Mortgage Ins Co | 540,316 | 1.43% | 545,056 | 129,236 | 23.71% |
| Republic Mortgage Ins Co | 314,718 | 0.83% | 322,301 | 121,281 | 37.63% |
| MGIC Ind Corp | 306,042 | 0.81% | 331,146 | 7,054 | 2.13% |
| Arch Mortgage Guar Co | 2,167 | 0.01% | -148,691 | 0 | 0% |
| TOTALS | 37,765,240 | 100.00% | 37,910,218 | 854,268 | 2.25% |

Ocean Marine

| Company Name | Direct Premiums Written | Market Share | Direct Premiums Earned | Direct Losses Incurred | Loss Ratio |
|-------------------------------------|----------------------------|--------------|---------------------------|---------------------------|------------|
| National Union Fire Ins Co Of Pitts | 810,351 | 15.20% | 810,560 | 258,579 | 31.90% |
| Foremost Ins Co Grand Rapids MI | 557,674 | 10.46% | 548,763 | 140,436 | 25.59% |
| GEICO Marine Ins Co | 488,826 | 9.17% | 442,360 | 263,155 | 59.49% |
| Markel Amer Ins Co | 383,411 | 7.19% | 341,939 | 200,298 | 58.58% |
| Travelers Prop Cas Co Of Amer | 369,596 | 6.93% | 361,342 | 22,474 | 6.22% |
| Endurance Amer Ins Co | 351,340 | 6.59% | 366,315 | 89,318 | 24.38% |
| Hanover Ins Co | 188,756 | 3.54% | 186,438 | 491,500 | 263.63% |
| Navigators Ins Co | 170,273 | 3.19% | 159,916 | 1,759 | 1.10% |
| Ace Amer Ins Co | 162,943 | 3.06% | 153,759 | 32,614 | 21.21% |

2017 Business

Ocean Marine (continued)

| | | | | | |
|--------------------------------|-----------|---------|-----------|-----------|----------|
| Federal Ins Co | 157,538 | 2.96% | 186,787 | 41,920 | 22.44% |
| Atlantic Specialty Ins Co | 157,474 | 2.95% | 144,723 | -6,552 | -4.53% |
| Travelers Home & Marine Ins Co | 148,651 | 2.79% | 144,579 | 46,068 | 31.86% |
| Starr Ind & Liab Co | 137,333 | 2.58% | 149,403 | -2,880 | -1.93% |
| AGCS Marine Ins Co | 122,370 | 2.30% | 158,190 | 12,573 | 7.95% |
| Affiliated Fm Ins Co | 121,350 | 2.28% | 122,254 | 175,921 | 143.90% |
| XL Specialty Ins Co | 113,587 | 2.13% | 196,815 | 75,573 | 38.40% |
| Essentia Ins Co | 91,835 | 1.72% | 89,161 | 16,132 | 18.09% |
| Continental Ins Co | 79,842 | 1.50% | 80,373 | 35,526 | 44.20% |
| Axis Ins Co | 77,434 | 1.45% | 79,041 | 23,468 | 29.69% |
| Red Shield Ins Co | 74,543 | 1.40% | 73,905 | 17,894 | 24.21% |
| ALL OTHERS (61) | 565,434 | 10.61% | 710,214 | 667,346 | 1647.04% |
| TOTALS | 5,330,561 | 100.00% | 5,506,837 | 2,603,122 | 47.27% |

Inland Marine

| Company Name | Direct Premiums Written | Market Share | Direct Premiums Earned | Direct Losses Incurred | Loss Ratio |
|-------------------------------|----------------------------|--------------|---------------------------|---------------------------|------------|
| Liberty Ins Underwriters Inc | 21,693,220 | 23.22% | 21,693,220 | 11,425,814 | 52.67% |
| Continental Cas Co | 10,332,334 | 11.06% | 10,412,046 | 5,633,501 | 54.11% |
| Farm Bureau Mut Ins Co Of ID | 4,842,266 | 5.18% | 4,759,576 | 3,139,091 | 65.95% |
| Jefferson Ins Co | 3,217,584 | 3.44% | 3,067,876 | 763,724 | 24.89% |
| State Farm Fire & Cas Co | 2,753,661 | 2.95% | 2,708,445 | 854,948 | 31.57% |
| Great West Cas Co | 2,570,460 | 2.75% | 2,480,935 | 1,326,919 | 53.48% |
| Factory Mut Ins Co | 2,144,280 | 2.30% | 2,443,043 | 0 | 0% |
| Western Comm Ins Co | 1,745,671 | 1.87% | 1,707,097 | 1,190,855 | 69.76% |
| Arch Ins Co | 1,549,002 | 1.66% | 1,473,382 | 45,625 | 3.10% |
| Securian Cas Co | 1,456,463 | 1.56% | 1,579,862 | 599,318 | 37.93% |
| The Cincinnati Ins Co | 1,357,290 | 1.45% | 1,465,931 | 636,188 | 43.40% |
| New Hampshire Ins Co | 1,350,856 | 1.45% | 793,923 | 1,088,892 | 137.15% |
| Transamerica Cas Ins Co | 1,289,644 | 1.38% | 1,285,318 | 763,693 | 59.42% |
| Travelers Prop Cas Co Of Amer | 1,223,148 | 1.31% | 1,299,943 | 2,472,593 | 190.21% |
| Auto Owners Ins Co | 1,149,550 | 1.23% | 1,040,733 | 331,775 | 31.88% |
| United Financial Cas Co | 1,139,100 | 1.22% | 1,069,422 | 564,707 | 52.80% |

2017 Business

Inland Marine (continued)

| | | | | | |
|-------------------------------|------------|---------|------------|------------|-----------|
| Ohio Cas Ins Co | 1,118,219 | 1.20% | 979,726 | 171,081 | 17.46% |
| American Zurich Ins Co | 1,090,631 | 1.17% | 1,014,942 | 153,320 | 15.11% |
| National Cas Co | 1,022,129 | 1.09% | 960,875 | 553,860 | 57.64% |
| American Bankers Ins Co Of FL | 998,629 | 1.07% | 992,444 | 326,667 | 32.92% |
| ALL OTHERS (280) | 29,379,803 | 31.45% | 28,783,297 | 12,497,144 | 18579.60% |
| TOTALS | 93,423,940 | 100.00% | 92,012,036 | 44,539,715 | 48.41% |

Financial Guaranty

| Company Name | Direct Premiums Written | Market Share | Direct Premiums Earned | Direct Losses Incurred | Loss Ratio |
|-----------------------------------|----------------------------|--------------|---------------------------|---------------------------|------------|
| Build Amer Mut Assur Co | 46,312 | 100% | 0 | 0 | 0% |
| MBIA Ins Corp | 0 | 0% | 167,366 | 0 | 0% |
| Syncora Guar Inc | 0 | 0% | 12,613 | 0 | 0% |
| Assured Guar Municipal Corp | 0 | 0% | 340,062 | 0 | 0% |
| Assured Guar Corp | 0 | 0% | 115,433 | 0 | 0% |
| National Public Finance Guar Corp | 0 | 0% | 40,711 | 0 | 0% |
| Ambac Assur Corp | 0 | 0% | 56,572 | 0 | 0% |
| TOTALS | 46,312 | 100.00% | 732,757 | - | 0.00% |

Medical Professional Liability

| Company Name | Direct Premiums Written | Market Share | Direct Premiums Earned | Direct Losses Incurred | Loss Ratio |
|-------------------------------|----------------------------|--------------|---------------------------|---------------------------|------------|
| Medical Ins Exch Of CA | 6,312,066 | 28.46% | 6,355,962 | 5,974,605 | 94% |
| Doctors Co An Interins Exch | 4,002,271 | 18.04% | 3,918,678 | 5,989,765 | 152.85% |
| Continental Cas Co | 2,541,834 | 11.46% | 2,648,631 | 541,622 | 20.45% |
| Physicians Ins A Mut Co | 2,016,373 | 9.09% | 1,798,677 | -1,455,767 | -80.94% |
| Medical Protective Co | 1,902,127 | 8.58% | 1,868,332 | 616,591 | 33.00% |
| American Cas Co Of Reading PA | 1,064,816 | 4.80% | 1,074,434 | 396,055 | 36.86% |
| Proselect Ins Co | 1,052,972 | 4.75% | 893,990 | 220,904 | 24.71% |
| UMIA Ins Inc | 717,230 | 3.23% | 660,568 | 761,991 | 115.35% |
| NCMIC Ins Co | 457,087 | 2.06% | 453,108 | 712,303 | 157.20% |
| Podiatry Ins Co Of Amer | 362,557 | 1.63% | 361,298 | -28,009 | -7.75% |
| Liberty Ins Underwriters Inc | 350,856 | 1.58% | 342,321 | 156,802 | 45.81% |

2017 Business

Medical Professional Liability (continued)

| | | | | | |
|-------------------------------------|------------|---------|------------|------------|----------|
| Northwest Dentists Ins Co | 289,472 | 1.31% | 263,930 | -1,372 | -0.52% |
| Church Mut Ins Co | 179,611 | 0.81% | 231,714 | 133,492 | 57.61% |
| Pharmacists Mut Ins Co | 136,947 | 0.62% | 130,784 | 18,440 | 14.10% |
| Ace Amer Ins Co | 119,908 | 0.54% | 121,244 | 14,968 | 12.35% |
| Preferred Professional Ins Co | 112,343 | 0.51% | 124,817 | -16,767 | -13.43% |
| American Alt Ins Corp | 86,439 | 0.39% | 89,095 | 9,392 | 10.54% |
| PACO Assur Co Inc | 72,591 | 0.33% | 75,149 | -3,570 | -4.75% |
| Great Divide Ins Co | 60,490 | 0.27% | 55,584 | 31,639 | 56.92% |
| National Union Fire Ins Co Of Pitts | 59,368 | 0.27% | 122,199 | -258,462 | -211.51% |
| ALL OTHERS (40) | 283,856 | 1.28% | 226,955 | (46,372) | 488.64% |
| TOTALS | 22,181,214 | 100.00% | 21,817,470 | 13,768,250 | 63.11% |

Earthquake

| Company Name | Direct Premiums Written | Market Share | Direct Premiums Earned | Direct Losses Incurred | Loss Ratio |
|--------------------------------|----------------------------|--------------|---------------------------|---------------------------|------------|
| State Farm Fire & Cas Co | 372,366 | 12.10% | 356,999 | 0 | 0% |
| Travelers Ind Co | 311,130 | 10.11% | 352,014 | 24 | 0.01% |
| AIG Prop Cas Co | 300,906 | 9.77% | 275,899 | 0 | 0% |
| United Serv Automobile Assn | 247,157 | 8.03% | 231,259 | -991 | -0.43% |
| Travelers Prop Cas Co Of Amer | 163,130 | 5.30% | 164,623 | 466 | 0.28% |
| Westport Ins Corp | 136,096 | 4.42% | 148,729 | 0 | 0% |
| Zurich Amer Ins Co | 134,983 | 4.38% | 106,890 | -724 | -0.68% |
| XL Ins Amer Inc | 132,108 | 4.29% | 123,090 | -2,300 | -1.87% |
| Vigilant Ins Co | 114,386 | 3.72% | 110,141 | 0 | 0% |
| USAA Cas Ins Co | 105,284 | 3.42% | 96,461 | -3,250 | -3.37% |
| Insurance Co Of The West | 102,462 | 3.33% | 98,078 | 0 | 0% |
| Federal Ins Co | 83,641 | 2.72% | 78,460 | 0 | 0% |
| Auto Owners Ins Co | 77,124 | 2.51% | 54,266 | 0 | 0% |
| Bankers Standard Ins Co | 59,609 | 1.94% | 50,876 | 0 | 0% |
| Allianz Global Risks US Ins Co | 49,543 | 1.61% | 69,014 | 1,543 | 2.24% |
| Farmers Ins Exch | 45,699 | 1.48% | 41,909 | 0 | 0% |
| American Family Mut Ins Co SI | 36,551 | 1.19% | 37,711 | 0 | 0% |
| Amco Ins Co | 35,543 | 1.15% | 41,059 | 0 | 0% |

2017 Business

Earthquake (continued)

| | | | | | |
|------------------|-----------|---------|-----------|---------|----------|
| USAA Gen Ind Co | 34,123 | 1.11% | 27,619 | 4 | 0.01% |
| RSUI Ind Co | 32,694 | 1.06% | 12,315 | 0 | 0% |
| ALL OTHERS (100) | 504,116 | 16.38% | 517,023 | 2,570 | 1427.66% |
| TOTALS | 3,078,651 | 100.00% | 2,994,435 | (2,658) | -0.09% |

Group Accident and Health

| Company Name | Direct Premiums Written | Market Share | Direct Premiums Earned | Direct Losses Incurred | Loss Ratio |
|-------------------------------------|----------------------------|--------------|---------------------------|---------------------------|------------|
| QBE Ins Corp | 3,849,872 | 28.68% | 3,869,143 | 4,589,201 | 118.61% |
| National Union Fire Ins Co Of Pitts | 1,918,742 | 14.30% | 1,934,277 | 345,168 | 17.84% |
| United States Fire Ins Co | 1,502,002 | 11.19% | 1,502,002 | 1,104,640 | 73.54% |
| State Farm Mut Auto Ins Co | 1,396,165 | 10.40% | 1,396,165 | 970,374 | 69.50% |
| Sirius Amer Ins Co | 790,630 | 5.89% | 541,468 | 347,723 | 64.22% |
| Zurich Amer Ins Co | 708,719 | 5.28% | 703,275 | 506,234 | 71.98% |
| Westport Ins Corp | 684,211 | 5.10% | 678,782 | 323,257 | 47.62% |
| BCS Ins Co | 607,588 | 4.53% | 611,956 | 216,126 | 35.32% |
| Continental Cas Co | 485,905 | 3.62% | 422,523 | 494,027 | 116.92% |
| Federal Ins Co | 285,253 | 2.13% | 237,443 | 56,086 | 23.62% |
| Benchmark Ins Co | 278,462 | 2.07% | 278,462 | 405,438 | 145.60% |
| Amex Assur Co | 167,031 | 1.24% | 166,996 | -7,258 | -4.35% |
| Independence Amer Ins Co | 150,524 | 1.12% | 150,679 | 513,163 | 340.57% |
| Ace Amer Ins Co | 142,020 | 1.06% | 141,499 | 63,224 | 44.68% |
| Atlantic Specialty Ins Co | 123,664 | 0.92% | 134,921 | 60,323 | 44.71% |
| Greenwich Ins Co | 112,760 | 0.84% | 72,448 | 0 | 0% |
| Axis Ins Co | 106,921 | 0.80% | 158,544 | 39,931 | 25.19% |
| Sentry Ins A Mut Co | 29,547 | 0.22% | 18,970 | 30,469 | 160.62% |
| National Cas Co | 24,190 | 0.18% | 25,160 | 7,501 | 29.81% |
| Central States Ind Co Of Omaha | 21,499 | 0.16% | 21,505 | -264 | -1.23% |
| ALL OTHERS (20) | 36,159.0 | 0.27% | 44,835 | 171,588 | 222.67% |
| TOTALS | 13,421,864.0 | 100.00% | 13,111,053 | 10,236,951 | 78.08% |

2017 Business

| Credit Accident and Health (Group & Individual) | | | | | |
|--|----------------------------|--------------|---------------------------|---------------------------|------------|
| Company Name | Direct Premiums Written | Market Share | Direct Premiums Earned | Direct Losses Incurred | Loss Ratio |
| Central States Ind Co Of Omaha | 58,230 | 67.92% | 58,230 | 6,722 | 11.54% |
| American Bankers Ins Co Of FL | 22,333 | 26.05% | 22,333 | 3,099 | 13.88% |
| Transamerica Cas Ins Co | 3,954 | 4.61% | 3,954 | 0 | 0% |
| American Security Ins Co | 3,511 | 4.10% | 3,511 | -2 | -0.06% |
| State Farm Mut Auto Ins Co | -2,295 | -2.68% | 13,243 | 495 | 3.74% |
| TOTALS | 85,733 | 100.00% | 101,271 | 10,314 | 10.18% |

| Collectively Renewable Accident & Health | | | | | |
|---|----------------------------|--------------|---------------------------|---------------------------|------------|
| Company Name | Direct Premiums Written | Market Share | Direct Premiums Earned | Direct Losses Incurred | Loss Ratio |
| National Cas Co | 0 | 0% | 0 | -100 | 0% |
| TOTALS | - | 0.00% | - | (100) | 0.00% |

| Non-Cancelable Accident and Health | | | | | |
|---|----------------------------|--------------|---------------------------|---------------------------|------------|
| Company Name | Direct Premiums Written | Market Share | Direct Premiums Earned | Direct Losses Incurred | Loss Ratio |
| Travelers Ind Co | 0 | 0% | 10,905 | 0 | 0% |
| TOTALS | - | 0.00% | 10,905 | - | 0.00% |

| Guaranteed Renewable Accident and Health | | | | | |
|---|----------------------------|--------------|---------------------------|---------------------------|------------|
| Company Name | Direct Premiums Written | Market Share | Direct Premiums Earned | Direct Losses Incurred | Loss Ratio |
| State Farm Mut Auto Ins Co | 5,143,118 | 76.70% | 3,915,366 | 3,601,550 | 91.99% |
| Continental Cas Co | 816,088 | 12.17% | 817,038 | 2,570,487 | 314.61% |
| Central States Ind Co Of Omaha | 736,371 | 10.98% | 732,116 | 423,708 | 57.87% |
| American Family Mut Ins Co SI | 6,993 | 0.10% | 6,620 | 2,101 | 31.74% |
| Genesis Ins Co | 1,534 | 0.02% | 1,552 | 0 | 0% |
| Independence Amer Ins Co | 1,145 | 0.02% | 1,145 | -925 | -80.79% |
| Everest Reins Co | 524 | 0.01% | 524 | 83 | 15.84% |
| American States Ins Co | 0 | 0% | 0 | -3,258 | 0% |
| TOTALS | 6,705,773 | 100.00% | 5,474,361 | 6,593,746 | 120.45% |

2017 Business

| Non-Renewable for Stated Reasons Only | | | | | |
|--|----------------------------|--------------|---------------------------|---------------------------|------------|
| Company Name | Direct Premiums Written | Market Share | Direct Premiums Earned | Direct Losses Incurred | Loss Ratio |
| State Farm Mut Auto Ins Co | 238,298 | 100% | 239,467 | 71,221 | 29.74% |
| TOTALS | 238,298 | 100.00% | 239,467 | 71,221 | 29.74% |

| Other Accident Only | | | | | |
|----------------------------|----------------------------|--------------|---------------------------|---------------------------|------------|
| Company Name | Direct Premiums Written | Market Share | Direct Premiums Earned | Direct Losses Incurred | Loss Ratio |
| Federal Ins Co | 52,414 | 96.33% | 52,059 | 1,113 | 2.14% |
| American Home Assur Co | 1,913 | 3.52% | 2,032 | -11 | -0.54% |
| National Cas Co | 85 | 0.16% | 85 | 0 | 0% |
| Old Republic Ins Co | 0 | 0% | 0 | -12 | 0% |
| TOTALS | 54,412 | 100.00% | 54,176 | 1,090 | 2.01% |

| Medicare Title XVIII Exempt from State Taxes and Fees | | | | | |
|--|----------------------------|--------------|---------------------------|---------------------------|------------|
| Company Name | Direct Premiums Written | Market Share | Direct Premiums Earned | Direct Losses Incurred | Loss Ratio |
| None | - | - | - | - | - |
| TOTALS | - | - | - | - | - |

| All Other Accident and Health | | | | | |
|--------------------------------------|----------------------------|--------------|---------------------------|---------------------------|------------|
| Company Name | Direct Premiums Written | Market Share | Direct Premiums Earned | Direct Losses Incurred | Loss Ratio |
| Everest Reins Co | 436,903 | 30.46% | 436,903 | 176,589 | 40.42% |
| PartnerRe Amer Ins Co | 373,537 | 26.04% | 373,537 | -446,820 | -119.62% |
| Ironshore Ind Inc | 306,943 | 21.40% | 309,638 | 64,172 | 20.72% |
| American Alt Ins Corp | 188,855 | 13.16% | 188,855 | -8,842 | -4.68% |
| State Farm Mut Auto Ins Co | 78,711 | 5.49% | 78,879 | 32,191 | 40.81% |
| Markel Ins Co | 28,635 | 2.00% | 28,179 | -2,339 | -8.30% |
| Independence Amer Ins Co | 10,975 | 0.77% | 10,975 | 1,795 | 16.36% |
| Central States Ind Co Of Omaha | 9,251 | 0.64% | 9,285 | 0 | 0% |

2017 Business

All Other Accident and Health (continued)

| | | | | | |
|-----------------|-----------|---------|-----------|-----------|-----------|
| Ace Amer Ins Co | 735 | 0.05% | 735 | 140 | 19.05% |
| Federal Ins Co | 0 | 0% | 15 | -466 | -3106.67% |
| TOTALS | 1,434,545 | 100.00% | 1,437,001 | (183,580) | -12.78% |

Federal Employee Health Benefit Program Premium

| Company Name | | | | | |
|--------------|--|--|--|--|--|
| None | | | | | |

Workers' Compensation

| Company Name | Direct Premiums Written | Market Share | Direct Premiums Earned | Direct Losses Incurred | Loss Ratio |
|---------------------------------|----------------------------|--------------|---------------------------|---------------------------|------------|
| Idaho State Ins Fund | 248,730,904 | 59.63% | 249,410,548 | 160,899,110 | 64.51% |
| Advantage Workers Comp Ins Co | 11,878,589 | 2.85% | 11,401,814 | 4,071,939 | 35.71% |
| Zurich Amer Ins Co | 11,002,822 | 2.64% | 10,177,619 | 11,422,702 | 112.23% |
| Associated Loggers Exch | 10,342,506 | 2.48% | 10,470,466 | 5,295,123 | 50.57% |
| Travelers Prop Cas Co Of Amer | 9,535,195 | 2.29% | 8,872,794 | 5,670,887 | 63.91% |
| Alaska Natl Ins Co | 8,982,837 | 2.15% | 9,387,405 | 3,972,852 | 42.32% |
| Liberty Northwest Ins Corp | 5,720,780 | 1.37% | 5,871,919 | 7,833,619 | 133.41% |
| New Hampshire Ins Co | 3,976,729 | 0.95% | 3,364,797 | 6,345,929 | 188.60% |
| AmTrust Ins Co of KS Inc | 3,869,149 | 0.93% | 3,165,490 | 1,642,602 | 51.89% |
| Truck Ins Exch | 3,708,191 | 0.89% | 3,857,403 | 2,937,472 | 76.15% |
| Federated Mut Ins Co | 3,707,820 | 0.89% | 3,524,656 | 1,439,211 | 40.83% |
| Charter Oak Fire Ins Co | 3,457,273 | 0.83% | 3,015,180 | 1,027,120 | 34.07% |
| Twin City Fire Ins Co Co | 3,051,567 | 0.73% | 3,046,319 | -919,230 | -30.18% |
| Workers Comp Exch | 3,043,449 | 0.73% | 2,821,250 | 2,247,461 | 79.66% |
| Insurance Co Of The State Of PA | 2,922,833 | 0.70% | 3,030,198 | 3,732,025 | 123.16% |
| Milford Cas Ins Co | 2,883,414 | 0.69% | 2,795,149 | 1,034,261 | 37.00% |
| Great West Cas Co | 2,881,653 | 0.69% | 2,941,524 | 3,371,215 | 114.61% |
| American Zurich Ins Co | 2,794,956 | 0.67% | 2,708,185 | 2,458,517 | 90.78% |
| Auto Owners Ins Co | 2,706,886 | 0.65% | 2,510,017 | 951,880 | 37.92% |
| Ace Amer Ins Co | 2,633,788 | 0.63% | 2,469,222 | 501,033 | 20.29% |

2017 Business

Workers' Compensation (continued)

| | | | | | |
|------------------|-------------|---------|-------------|-------------|-----------|
| ALL OTHERS (245) | 69,271,249 | 16.61% | 67,061,178 | 34,350,392 | 71343.93% |
| TOTALS | 417,102,590 | 100.00% | 411,903,133 | 260,286,120 | 63.19% |

Other Liability—Occurrence

| Company Name | Direct Premiums Written | Market Share | Direct Premiums Earned | Direct Losses Incurred | Loss Ratio |
|-------------------------------------|----------------------------|--------------|---------------------------|---------------------------|--------------|
| American Bankers Ins Co Of FL | 8,176,617 | 7.08% | 5,640,690 | 2,529,290 | 44.84% |
| The Cincinnati Ins Co | 5,464,334 | 4.73% | 5,381,344 | 955,536 | 17.76% |
| Cumis Ins Society Inc | 4,625,247 | 4.00% | 4,127,422 | 2,448,716 | 59.33% |
| Ace Prop & Cas Ins Co | 4,087,436 | 3.54% | 3,275,657 | 1,639,708 | 50.06% |
| Farm Bureau Mut Ins Co Of ID | 4,007,504 | 3.47% | 4,047,238 | 3,094,662 | 76.46% |
| State Farm Fire & Cas Co | 3,433,884 | 2.97% | 3,367,166 | 549,610 | 16.32% |
| Caterpillar Ins Co | 3,386,910 | 2.93% | 2,153,193 | 2,041,468 | 94.81% |
| National Union Fire Ins Co Of Pitts | 2,929,062 | 2.54% | 4,198,254 | 1,666,949 | 39.71% |
| Travelers Prop Cas Co Of Amer | 2,639,636 | 2.29% | 2,693,259 | 287,617 | 10.68% |
| Safeco Ins Co Of Amer | 2,632,331 | 2.28% | 2,451,913 | 520,911 | 21.25% |
| Employers Mut Cas Co | 2,611,007 | 2.26% | 2,443,192 | 299,486 | 12.26% |
| Federal Ins Co | 2,334,095 | 2.02% | 2,405,928 | -341,650 | -14.20% |
| Zurich Amer Ins Co | 2,280,647 | 1.97% | 2,783,439 | -462,764 | -16.63% |
| Ohio Cas Ins Co | 2,040,843 | 1.77% | 1,858,413 | 288,107 | 15.50% |
| Owners Ins Co | 1,908,559 | 1.65% | 1,798,685 | 279,558 | 15.54% |
| Auto Owners Ins Co | 1,888,984 | 1.64% | 1,727,850 | 224,203 | 12.98% |
| Farmers Ins Exch | 1,618,610 | 1.40% | 1,536,698 | 38,243 | 2.49% |
| Federated Mut Ins Co | 1,544,680 | 1.34% | 1,444,056 | 532,822 | 36.90% |
| Acuity A Mut Ins Co | 1,414,592 | 1.22% | 1,334,515 | 1,074,941 | 80.55% |
| Philadelphia Ind Ins Co | 1,346,878 | 1.17% | 1,376,637 | 729,964 | 53.03% |
| ALL OTHERS (353) | 55,125,417 | 47.73% | 54,349,824 | 35,645,714 | -3538002.13% |
| TOTALS | 115,497,273 | 100.00% | 110,395,373 | 54,043,091 | 48.95% |

2017 Business

Other Liability—Claims Made

| Company Name | Direct Premiums Written | Market Share | Direct Premiums Earned | Direct Losses Incurred | Loss Ratio |
|-------------------------------------|----------------------------|--------------|---------------------------|---------------------------|-------------|
| Travelers Cas & Surety Co Of Amer | 3,382,249 | 7.67% | 3,438,663 | 1,080,644 | 31.43% |
| National Union Fire Ins Co Of Pitts | 3,024,622 | 6.86% | 3,382,768 | -1,029,350 | -30.43% |
| ALPS Prop & Cas Ins Co | 2,683,884 | 6.09% | 2,510,276 | 882,649 | 35.16% |
| XL Specialty Ins Co | 2,512,477 | 5.70% | 2,633,434 | 322,530 | 12.25% |
| California Ins Co | 2,436,484 | 5.53% | 2,375,426 | -97,668 | -4.11% |
| Great Amer Ins Co | 2,400,336 | 5.44% | 1,702,337 | 483,699 | 28.41% |
| Continental Cas Co | 2,278,236 | 5.17% | 2,069,627 | -92,987 | -4.49% |
| Federal Ins Co | 1,983,411 | 4.50% | 1,863,919 | 56,091 | 3.01% |
| Atlantic Specialty Ins Co | 1,766,940 | 4.01% | 1,900,655 | 918,184 | 48.31% |
| Philadelphia Ind Ins Co | 1,403,488 | 3.18% | 1,447,577 | 83,224 | 5.75% |
| Berkley Ins Co | 1,167,485 | 2.65% | 1,109,640 | 354,767 | 31.97% |
| Ace Amer Ins Co | 1,109,626 | 2.52% | 974,232 | 57,952 | 5.95% |
| Zurich Amer Ins Co | 1,038,244 | 2.35% | 1,190,859 | 430,392 | 36.14% |
| United States Liab Ins Co | 876,367 | 1.99% | 818,436 | 368,882 | 45.07% |
| The Cincinnati Ins Co | 867,239 | 1.97% | 881,051 | 372,795 | 42.31% |
| Old Republic Ins Co | 801,788 | 1.82% | 756,551 | 60,093 | 7.94% |
| Scottsdale Ind Co | 718,359 | 1.63% | 689,462 | 75,102 | 10.89% |
| Beazley Ins Co Inc | 635,551 | 1.44% | 651,439 | 248,476 | 38.14% |
| Liberty Ins Underwriters Inc | 630,287 | 1.43% | 603,707 | -61,736 | -10.23% |
| Hiscox Ins Co Inc | 589,325 | 1.34% | 525,209 | 100,095 | 19.06% |
| ALL OTHERS (175) | 11,789,034 | 26.74% | 11,959,447 | 1,891,736 | -759770.37% |
| TOTALS | 44,095,432 | 100.00% | 43,484,715 | 6,505,570 | 14.96% |

Excess Workers' Compensation

| Company Name | Direct Premiums Written | Market Share | Direct Premiums Earned | Direct Losses Incurred | Loss Ratio |
|-----------------------|----------------------------|--------------|---------------------------|---------------------------|------------|
| Zurich Amer Ins Co | 1,390,462 | 44.47% | 2,119,668 | 786,118 | 37.09% |
| Safety Natl Cas Corp | 1,025,985 | 32.81% | 1,009,930 | -154,553 | -15.30% |
| Ace Amer Ins Co | 500,714 | 16.01% | 389,867 | 190,300 | 48.81% |
| State Natl Ins Co Inc | 204,816 | 6.55% | 198,877 | 475,000 | 238.84% |
| XL Specialty Ins Co | 19,471 | 0.62% | 17,930 | 270,670 | 1509.59% |
| Arch Ins Co | 396 | 0.01% | 396 | -2,215 | -559.34% |

2017 Business

Excess Workers' Compensation (continued)

| | | | | | | |
|--------------------------------------|-----------|---------|-----------|----------|------------|----|
| Discover Prop & Cas Ins Co | | 0 | 0% | 0 | -465 | 0% |
| St Paul Protective Ins Co | | 0 | 0% | 0 | -2 | 0% |
| LM Ins Corp | | 0 | 0% | 0 | -34,329 | 0% |
| Employers Ins of Wausau | | 0 | 0% | 0 | -704 | 0% |
| Federal Ins Co | | 0 | 0% | 0 | -831 | 0% |
| Continental Ins Co | | 0 | 0% | 0 | -218,645 | 0% |
| Old Republic Ins Co | | 0 | 0% | 0 | -1,305 | 0% |
| St Paul Mercury Ins Co | | 0 | 0% | 0 | -3 | 0% |
| Greenwich Ins Co | | 0 | 0% | 0 | 2,288 | 0% |
| Westport Ins Corp | | 0 | 0% | 0 | -88,924 | 0% |
| Liberty Ins Corp | | 0 | 0% | 0 | -50,158 | 0% |
| TIG Ins Co | | 0 | 0% | 0 | 588,333 | 0% |
| Fidelity & Guar Ins Underwriters Inc | | 0 | 0% | 0 | -11,586 | 0% |
| United States Fidelity & Guar Co | | 0 | 0% | 0 | 5,517 | 0% |
| Pacific Ind Co | | 0 | 0% | 0 | -3 | 0% |
| General Reins Corp | | 0 | 0% | 0 | -175,455 | 0% |
| Continental Cas Co | | 0 | 0% | 0 | -5,656,132 | 0% |
| Repwest Ins Co | | 0 | 0% | 0 | -29,662 | 0% |
| Travelers Cas & Surety Co | | 0 | 0% | 0 | -6,748 | 0% |
| ALL OTHERS (5) | -15,262 | -0.49% | (15,262) | 2334.29% | | |
| TOTALS | 3,126,582 | 100.00% | 3,721,406 | -112.22% | | |

Products Liability

| Company Name | Direct Premiums Written | Market Share | Direct Premiums Earned | Direct Losses Incurred | Loss Ratio |
|-------------------------------|----------------------------|--------------|---------------------------|---------------------------|------------|
| Zurich Amer Ins Co | 695,299 | 8.73% | 720,868 | -43,959 | -6.10% |
| Farmland Mut Ins Co | 638,012 | 8.01% | 675,053 | 1,079,076 | 159.85% |
| The Cincinnati Ins Co | 612,036 | 7.69% | 586,858 | 139,102 | 23.70% |
| United Fire & Cas Co | 588,040 | 7.38% | 573,219 | 147,578 | 25.75% |
| Federal Ins Co | 346,744 | 4.35% | 320,642 | -67,466 | -21.04% |
| The Cincinnati Cas Co | 270,655 | 3.40% | 279,159 | 97,195 | 34.82% |
| Travelers Prop Cas Co Of Amer | 247,199 | 3.10% | 145,957 | 113,932 | 78.06% |
| Federated Mut Ins Co | 247,191 | 3.10% | 231,065 | 1,515 | 0.66% |
| Old Republic Ins Co | 242,402 | 3.04% | 224,653 | -33,740 | -15.02% |

2017 Business

| Products Liability (continued) | | | | | |
|--------------------------------|-----------|---------|-----------|-----------|--------------|
| Western Natl Assur Co | 202,602 | 2.54% | 194,288 | 19,774 | 10.18% |
| Ohio Security Ins Co | 200,876 | 2.52% | 169,322 | 64,596 | 38.15% |
| Continental Cas Co | 194,991 | 2.45% | 193,407 | 22,916 | 11.85% |
| Employers Mut Cas Co | 171,699 | 2.16% | 167,567 | 341,977 | 204.08% |
| Sentry Ins A Mut Co | 168,899 | 2.12% | 176,947 | -80,934 | -45.74% |
| Emcasco Ins Co | 168,148 | 2.11% | 152,114 | 125,212 | 82.31% |
| Nationwide Agribusiness Ins Co | 165,754 | 2.08% | 176,823 | 66,312 | 37.50% |
| Travelers Ind Co | 158,549 | 1.99% | 146,841 | 78,505 | 53.46% |
| Allianz Global Risks US Ins Co | 141,338 | 1.77% | 141,797 | 19,017 | 13.41% |
| North Amer Elite Ins Co | 137,805 | 1.73% | 142,034 | 47,654 | 33.55% |
| Axis Ins Co | 136,481 | 1.71% | 57,210 | 23,856 | 41.70% |
| ALL OTHERS (159) | 2,229,070 | 27.99% | 2,825,700 | 910,308 | -4506349.42% |
| TOTALS | 7,963,790 | 100.00% | 8,301,524 | 3,072,426 | 37.01% |

| Private Passenger Auto No-Fault (Personal Injury Protection) | | | | | |
|--|-------------------------|--------------|------------------------|------------------------|------------|
| Company Name | Direct Premiums Written | Market Share | Direct Premiums Earned | Direct Losses Incurred | Loss Ratio |
| Enumclaw Prop & Cas Ins Co | 373,304 | 48.46% | 387,847 | 215,187 | 55.48% |
| Mutual Of Enumclaw Ins Co | 361,688 | 46.95% | 349,396 | 115,379 | 33.02% |
| Casualty Underwriters Ins Co | 35,551 | 4.62% | 35,341 | 22,586 | 63.91% |
| Hartford Ins Co Of The Midwest | 247 | 0.03% | 152 | 26 | 17.11% |
| Hartford Underwriters Ins Co | 5 | 0.00% | 5 | 0 | 0% |
| Unigard Ins Co | 0 | 0% | 0 | -405 | 0% |
| Trumbull Ins Co | 0 | 0% | 0 | 1 | 0% |
| USAA Cas Ins Co | 0 | 0% | 0 | 1,357 | 0% |
| GEICO Choice Ins Co | 0 | 0% | 0 | 7,634 | 0% |
| LM Gen Ins Co | 0 | 0% | 0 | -2,800 | 0% |
| Progressive Direct Ins Co | 0 | 0% | 0 | 21,196 | 0% |
| State Farm Fire & Cas Co | 0 | 0% | 0 | -7,228 | 0% |
| Geico Ind Co | 0 | 0% | 0 | 15,940 | 0% |
| Sublimity Ins Co | 0 | 0% | 0 | -1,658 | 0% |
| GEICO Advantage Ins Co | 0 | 0% | 0 | 83,671 | 0% |
| United Serv Automobile Assn | 0 | 0% | 0 | -7,216 | 0% |
| Esurance Prop & Cas Ins Co | 0 | 0% | 0 | 273 | 0% |

2017 Business

| Private Passenger Auto No-Fault (Personal Injury Protection) (continued) | | | | | | |
|---|---------|---------|---------|---------|--------|----|
| Progressive Northwestern Ins Co | 0 | 0% | 0 | -23,715 | 0% | 0% |
| Ironshore Ind Inc | 0 | 0% | 0 | 4 | 0% | 0% |
| State Farm Mut Auto Ins Co | 0 | 0% | 0 | 31,921 | 0% | 0% |
| USAA Gen Ind Co | 0 | 0% | 0 | 1,353 | 0% | 0% |
| United Heritage Prop & Cas Co | -504 | -0.07% | -377 | 0 | 0% | 0% |
| TOTALS | 770,291 | 100.00% | 772,364 | 473,506 | 61.31% | |

| Other Private Passenger Auto Liability | | | | | | |
|---|-------------------------|--------------|------------------------|------------------------|------------|--|
| Company Name | Direct Premiums Written | Market Share | Direct Premiums Earned | Direct Losses Incurred | Loss Ratio | |
| State Farm Mut Auto Ins Co | 69,017,472 | 12.65% | 68,138,696 | 47,743,317 | 70.07% | |
| Farm Bureau Mut Ins Co Of ID | 54,168,310 | 9.93% | 52,900,896 | 41,484,428 | 78.42% | |
| Farmers Ins Co Of ID | 43,084,223 | 7.90% | 42,914,753 | 18,156,438 | 42.31% | |
| Safeco Ins Co Of IL | 40,546,179 | 7.43% | 38,094,252 | 25,295,607 | 66.40% | |
| Progressive Northwestern Ins Co | 30,624,691 | 5.61% | 29,632,856 | 18,522,772 | 62.51% | |
| Allstate Fire & Cas Ins Co | 30,265,401 | 5.55% | 29,884,451 | 14,155,421 | 47.37% | |
| Progressive Direct Ins Co | 24,930,720 | 4.57% | 23,748,929 | 12,635,217 | 53.20% | |
| GEICO Advantage Ins Co | 19,224,045 | 3.52% | 17,695,949 | 13,531,151 | 76.46% | |
| GEICO Choice Ins Co | 14,639,911 | 2.68% | 13,871,823 | 9,680,536 | 69.79% | |
| Viking Ins Co Of WI | 14,248,590 | 2.61% | 14,155,525 | 6,881,855 | 48.62% | |
| Geico Gen Ins Co | 10,707,907 | 1.96% | 10,933,239 | 7,743,405 | 70.82% | |
| LM Gen Ins Co | 10,636,892 | 1.95% | 9,587,371 | 6,931,927 | 72.30% | |
| State Farm Fire & Cas Co | 9,676,439 | 1.77% | 9,580,171 | 8,400,790 | 87.69% | |
| United Serv Automobile Assn | 9,076,134 | 1.66% | 8,823,702 | 5,862,849 | 66.44% | |
| Standard Fire Ins Co | 8,949,330 | 1.64% | 7,994,388 | 7,318,391 | 91.54% | |
| USAA Cas Ins Co | 8,870,819 | 1.63% | 8,459,726 | 6,537,254 | 77.28% | |
| American Family Mut Ins Co SI | 8,684,903 | 1.59% | 9,103,389 | 4,081,076 | 44.83% | |
| Auto Owners Ins Co | 8,258,385 | 1.51% | 7,173,927 | 4,826,419 | 67.28% | |
| GEICO Secure Ins Co | 7,320,397 | 1.34% | 7,199,210 | 4,763,315 | 66.16% | |
| American Family Ins Co | 6,772,553 | 1.24% | 5,859,707 | 4,502,163 | 76.83% | |
| ALL OTHERS (147) | 115,816,285 | 21.23% | 113,565,478 | 73,412,520 | 4107.55% | |
| TOTALS | 545,519,586 | 100.00% | 529,318,438 | 342,466,851 | 64.70% | |

2017 Business

| Commercial Auto No-Fault (Personal Injury Protection) | | | | | |
|--|--------------------------------|---------------------|-------------------------------|-------------------------------|-------------------|
| Company Name | Direct Premiums Written | Market Share | Direct Premiums Earned | Direct Losses Incurred | Loss Ratio |
| Mutual Of Enumclaw Ins Co | 207,696 | 99.02% | 207,230 | 28,779 | 13.89% |
| StarStone Natl Ins Co | 901 | 0.43% | 902 | 394 | 43.68% |
| American Guar & Liab Ins | 819 | 0.39% | 639 | 115 | 18.00% |
| Vanliner Ins Co | 356 | 0.17% | 357 | 0 | 0% |
| HDI Global Ins Co | 97 | 0.05% | 97 | 58 | 59.79% |
| State Natl Ins Co Inc | 30 | 0.01% | 30 | 0 | 0% |
| National Union Fire Ins Co Of Pitts | 0 | 0% | 0 | -3 | 0% |
| Starr Ind & Liab Co | 0 | 0% | 0 | -14 | 0% |
| Mid Century Ins Co | 0 | 0% | 0 | -4 | 0% |
| Amerisure Mut Ins Co | 0 | 0% | 0 | -5 | 0% |
| Corepointe Ins Co | 0 | 0% | 0 | 8 | 0% |
| Crum & Forster Ind Co | 0 | 0% | 0 | 9 | 0% |
| Axis Ins Co | 0 | 0% | 0 | -33 | 0% |
| American Alt Ins Corp | 0 | 0% | 0 | -20 | 0% |
| North River Ins Co | 0 | 0% | 0 | -32 | 0% |
| United States Fire Ins Co | 0 | 0% | 0 | 2,734 | 0% |
| Universal Underwriters Of TX Ins | 0 | 0% | 0 | -1 | 0% |
| Aspen Amer Ins Co | 0 | 0% | 0 | 3 | 0% |
| Hudson Ins Co | 0 | 0% | 0 | -54 | 0% |
| Owners Ins Co | 0 | 0% | 0 | 23 | 0% |
| United Financial Cas Co | 0 | 0% | 0 | 5,574 | 0% |
| New York Marine & Gen Ins Co | 0 | 0% | 0 | -23 | 0% |
| Atlantic Specialty Ins Co | 0 | 0% | 0 | 4 | 0% |
| ALL OTHERS (3) | (142) | -0.07% | (90) | 398 | 0.00% |
| TOTALS | 209,757 | 100.00% | 209,165 | 37,910 | 18.12% |

| Other Commercial Auto Liability | | | | | |
|---------------------------------|----------------------------|--------------|---------------------------|---------------------------|------------|
| Company Name | Direct Premiums Written | Market Share | Direct Premiums Earned | Direct Losses Incurred | Loss Ratio |
| United Financial Cas Co | 11,926,228 | 10.42% | 10,834,557 | 3,721,922 | 34.35% |
| Great West Cas Co | 9,303,103 | 8.13% | 8,979,415 | 5,680,991 | 63.27% |
| Western Comm Ins Co | 5,511,980 | 4.81% | 5,224,762 | 6,159,566 | 117.89% |

2017 Business

Other Commercial Auto Liability (continued)

| | | | | | |
|--------------------------------|-------------|---------|-------------|------------|--------------|
| The Cincinnati Ins Co | 4,511,891 | 3.94% | 4,342,398 | 1,987,563 | 45.77% |
| Mutual Of Enumclaw Ins Co | 3,384,015 | 2.96% | 3,326,518 | 4,324,363 | 130.00% |
| Ohio Security Ins Co | 3,370,890 | 2.94% | 3,178,250 | 1,660,466 | 52.24% |
| Auto Owners Ins Co | 3,194,664 | 2.79% | 2,892,166 | 2,014,280 | 69.65% |
| Zurich Amer Ins Co | 2,909,869 | 2.54% | 3,004,349 | 1,359,414 | 45.25% |
| Continental Western Ins Co | 2,461,636 | 2.15% | 2,728,549 | 828,185 | 30.35% |
| Owners Ins Co | 2,457,019 | 2.15% | 2,303,201 | 1,868,366 | 81.12% |
| Employers Mut Cas Co | 2,357,443 | 2.06% | 2,152,483 | 2,140,190 | 99.43% |
| Acuity A Mut Ins Co | 2,275,146 | 1.99% | 2,003,415 | 2,261,982 | 112.91% |
| National Interstate Ins Co | 2,164,346 | 1.89% | 2,367,771 | 2,248,270 | 94.95% |
| Northland Ins Co | 2,122,602 | 1.85% | 2,256,627 | 896,709 | 39.74% |
| Oregon Mut Ins Co | 1,887,378 | 1.65% | 1,863,228 | 838,608 | 45.01% |
| Sentry Select Ins Co | 1,560,563 | 1.36% | 1,544,689 | 1,268,094 | 82.09% |
| Nationwide Agribusiness Ins Co | 1,553,401 | 1.36% | 1,365,331 | 481,929 | 35.30% |
| Philadelphia Ind Ins Co | 1,537,510 | 1.34% | 1,529,350 | 245,516 | 16.05% |
| Federated Mut Ins Co | 1,478,499 | 1.29% | 1,316,202 | 419,121 | 31.84% |
| Travelers Prop Cas Co Of Amer | 1,398,964 | 1.22% | 1,280,327 | 30,361 | 2.37% |
| ALL OTHERS (266) | 47,110,703 | 41.15% | 46,168,157 | 31,695,309 | -2173444.61% |
| TOTALS | 114,477,850 | 100.00% | 110,661,745 | 72,131,205 | 65.18% |

Private Passenger Auto Physical Damage

| Company Name | Direct Premiums Written | Market Share | Direct Premiums Earned | Direct Losses Incurred | Loss Ratio |
|---------------------------------|----------------------------|--------------|---------------------------|---------------------------|------------|
| State Farm Mut Auto Ins Co | 57,944,998 | 14.39% | 56,656,780 | 35,136,467 | 62.02% |
| Farm Bureau Mut Ins Co Of ID | 44,704,227 | 11.10% | 42,864,235 | 32,787,265 | 76.49% |
| Safeco Ins Co Of IL | 31,406,447 | 7.80% | 29,549,533 | 18,453,500 | 62.45% |
| Farmers Ins Co Of ID | 29,668,734 | 7.37% | 29,167,680 | 17,307,789 | 59.34% |
| Allstate Fire & Cas Ins Co | 26,690,816 | 6.63% | 26,207,674 | 11,984,027 | 45.73% |
| Progressive Northwestern Ins Co | 17,386,739 | 4.32% | 16,703,509 | 10,739,702 | 64.30% |
| Progressive Direct Ins Co | 12,998,225 | 3.23% | 12,366,493 | 9,279,286 | 75.04% |
| GEICO Advantage Ins Co | 12,246,523 | 3.04% | 11,114,489 | 11,019,894 | 99.15% |
| GEICO Choice Ins Co | 8,715,615 | 2.16% | 8,126,298 | 6,818,050 | 83.90% |
| United Serv Automobile Assn | 8,452,675 | 2.10% | 8,200,580 | 6,098,822 | 74.37% |

2017 Business

| Private Passenger Auto Physical Damage (continued) | | | | | |
|--|-------------|---------|-------------|-------------|------------|
| LM Gen Ins Co | 8,363,359 | 2.08% | 7,916,866 | 4,951,904 | 62.55% |
| Geico Gen Ins Co | 7,807,674 | 1.94% | 7,889,078 | 5,003,336 | 63.42% |
| USAA Cas Ins Co | 7,377,171 | 1.83% | 7,085,697 | 5,522,585 | 77.94% |
| State Farm Fire & Cas Co | 6,082,709 | 1.51% | 6,061,788 | 4,291,700 | 70.80% |
| Standard Fire Ins Co | 6,011,289 | 1.49% | 5,259,283 | 4,332,656 | 82.38% |
| USAA Gen Ind Co | 5,973,377 | 1.48% | 5,650,931 | 4,972,190 | 87.99% |
| American Family Mut Ins Co SI | 5,752,806 | 1.43% | 6,022,370 | 3,916,544 | 65.03% |
| Auto Owners Ins Co | 5,096,093 | 1.27% | 4,293,580 | 3,498,567 | 81.48% |
| Metropolitan Prop & Cas Ins Co | 4,821,479 | 1.20% | 4,703,248 | 2,664,819 | 56.66% |
| Geico Ind Co | 4,581,385 | 1.14% | 4,517,815 | 2,312,329 | 51.18% |
| ALL OTHERS (140) | 90,547,323 | 22.49% | 88,014,305 | 52,756,795 | -21019.57% |
| TOTALS | 402,629,664 | 100.00% | 388,372,232 | 253,848,227 | 65.36% |

| Aircraft | | | | |
|-------------------------------------|-------------------------|--------------|------------------------|------------------------|
| Company Name | Direct Premiums Written | Market Share | Direct Premiums Earned | Direct Losses Incurred |
| National Union Fire Ins Co Of Pitts | 2,823,703 | 24.58% | 2,404,532 | 366,998 |
| Starr Ind & Liab Co | 2,589,509 | 22.54% | 2,478,530 | 2,349,950 |
| Endurance Amer Ins Co | 798,286 | 6.95% | 845,200 | 557,022 |
| Old Republic Ins Co | 744,684 | 6.48% | 795,007 | 261,591 |
| US Specialty Ins Co | 661,088 | 5.75% | 637,860 | 467,943 |
| QBE Ins Corp | 589,932 | 5.14% | 569,071 | 378,594 |
| Starnet Ins Co | 583,621 | 5.08% | 682,890 | 1,969,638 |
| XL Specialty Ins Co | 455,055 | 3.96% | 402,828 | 1,746,607 |
| Allianz Global Risks US Ins Co | 300,184 | 2.61% | 352,305 | 29,396 |
| Great Amer Ins Co | 299,288 | 2.61% | 181,319 | 212,978 |
| Hallmark Ins Co | 297,641 | 2.59% | 276,513 | 145,329 |
| Avemco Ins Co | 215,846 | 1.88% | 220,044 | 156,817 |
| Ace Amer Ins Co | 189,330 | 1.65% | 189,330 | -513 |
| Liberty Mut Ins Co | 177,568 | 1.55% | 149,586 | -87,626 |
| American Alt Ins Corp | 168,149 | 1.46% | 168,149 | 124,515 |
| North Amer Elite Ins Co | 100,661 | 0.88% | 118,898 | 130,808 |
| National Liab & Fire Ins Co | 94,694 | 0.82% | 78,808 | 17,117 |

2017 Business

Aircraft (continued)

| | | | | | |
|-----------------------|------------|---------|------------|-----------|---------|
| General Reins Corp | 94,694 | 0.82% | 78,808 | 12,104 | 15.36% |
| StarStone Natl Ins Co | 92,174 | 0.80% | 100,220 | 14,334 | 14.30% |
| National Ind Co | 85,803 | 0.75% | 88,507 | 51,733 | 58.45% |
| ALL OTHERS (26) | 125,763 | 1.09% | 166,907 | (31,152) | 889.77% |
| TOTALS | 11,487,673 | 100.00% | 10,985,312 | 8,874,183 | 80.78% |

Fidelity

| Company Name | Direct Premiums Written | Market Share | Direct Premiums Earned | Direct Losses Incurred | Loss Ratio |
|-------------------------------------|----------------------------|--------------|---------------------------|---------------------------|------------|
| Travelers Cas & Surety Co Of Amer | 497,805 | 16.97% | 494,738 | -6,039 | -1.22% |
| Cumis Ins Society Inc | 378,800 | 12.91% | 378,391 | 42,255 | 11.17% |
| Federal Ins Co | 267,670 | 9.12% | 254,229 | -29,017 | -11.41% |
| Western Surety Co | 191,656 | 6.53% | 197,474 | -17 | -0.01% |
| National Union Fire Ins Co Of Pitts | 185,460 | 6.32% | 143,956 | -107,287 | -74.53% |
| Great Amer Ins Co | 155,572 | 5.30% | 131,281 | 38,702 | 29.48% |
| Southwest Marine & Gen Ins Co | 101,789 | 3.47% | 90,048 | -19,651 | -21.82% |
| Everest Natl Ins Co | 98,498 | 3.36% | 54,726 | 7,248 | 13.24% |
| Massachusetts Bay Ins Co | 93,518 | 3.19% | 33,105 | -6,916 | -20.89% |
| Federated Mut Ins Co | 68,179 | 2.32% | 62,317 | 20,715 | 33.24% |
| Employers Mut Cas Co | 68,042 | 2.32% | 63,774 | 101,659 | 159.41% |
| Ace Amer Ins Co | 65,434 | 2.23% | 100,276 | 35,884 | 35.79% |
| Everest Reins Co | 62,470 | 2.13% | 63,498 | 21,107 | 33.24% |
| Hartford Fire Ins Co | 62,460 | 2.13% | 61,181 | 58,837 | 96.17% |
| Zurich Amer Ins Co | 62,106 | 2.12% | 65,346 | -16,051 | -24.56% |
| Berkley Regional Ins Co | 45,744 | 1.56% | 114,472 | -16,551 | -14.46% |
| The Cincinnati Ins Co | 37,731 | 1.29% | 53,675 | -17,067 | -31.80% |
| Starr Ind & Liab Co | 33,388 | 1.14% | 33,572 | 11,491 | 34.23% |
| Farmland Mut Ins Co | 32,824 | 1.12% | 34,783 | -949 | -2.73% |
| Philadelphia Ind Ins Co | 25,890 | 0.88% | 24,289 | -30 | -0.12% |
| ALL OTHERS (88) | 398,562 | 13.59% | 448,772 | 960,505 | 1944.16% |
| TOTALS | 2,933,598 | 100.00% | 2,903,903 | 1,078,828 | 37.15% |

2017 Business

Surety

| Company Name | Direct Premiums Written | Market Share | Direct Premiums Earned | Direct Losses Incurred | Loss Ratio |
|-----------------------------------|----------------------------|--------------|---------------------------|---------------------------|------------|
| Liberty Mut Ins Co | 3,748,628 | 15.82% | 2,998,918 | 198,413 | 6.62% |
| Travelers Cas & Surety Co Of Amer | 3,103,148 | 13.10% | 2,759,726 | 32,535 | 1.18% |
| Fidelity & Deposit Co Of MD | 2,666,775 | 11.26% | 2,464,488 | -7,031 | -0.29% |
| Western Surety Co | 1,669,697 | 7.05% | 1,444,113 | -111,277 | -7.71% |
| North Amer Specialty Ins Co | 1,241,924 | 5.24% | 1,082,294 | -269,975 | -24.94% |
| Developers Surety & Ind Co | 935,036 | 3.95% | 806,201 | 9,050 | 1.12% |
| Great Amer Ins Co | 843,062 | 3.56% | 737,578 | -6,607 | -0.90% |
| Hartford Fire Ins Co | 828,630 | 3.50% | 516,811 | -899 | -0.17% |
| Arch Ins Co | 686,059 | 2.90% | 848,716 | -186 | -0.02% |
| Ohio Cas Ins Co | 467,775 | 1.97% | 460,176 | 53,448 | 11.61% |
| Old Republic Surety Co | 450,111 | 1.90% | 343,682 | 25,000 | 7.27% |
| The Cincinnati Ins Co | 434,073 | 1.83% | 379,050 | -42,241 | -11.14% |
| Argonaut Ins Co | 433,069 | 1.83% | 283,928 | 16,440 | 5.79% |
| American Contractors Ind Co | 366,976 | 1.55% | 386,147 | -41,738 | -10.81% |
| Berkley Ins Co | 354,288 | 1.50% | 391,063 | 13,262 | 3.39% |
| International Fidelity Ins Co | 301,604 | 1.27% | 261,633 | -5,122 | -1.96% |
| Nationwide Mut Ins Co | 268,836 | 1.13% | 238,664 | -11,445 | -4.80% |
| Merchants Bonding Co a Mut | 264,426 | 1.12% | 236,497 | 10,635 | 4.50% |
| United Fire & Cas Co | 261,536 | 1.10% | 193,270 | 716 | 0.37% |
| Safeco Ins Co Of Amer | 260,158 | 1.10% | 257,623 | 18,290 | 7.10% |
| ALL OTHERS (119) | 4,102,421 | 17.32% | 4,175,503 | 525,304 | -80189.45% |
| TOTALS | 23,688,232 | 100.00% | 21,266,081 | 406,572 | 1.91% |

Burglary and Theft

| Company Name | Direct Premiums Written | Market Share | Direct Premiums Earned | Direct Losses Incurred | Loss Ratio |
|-------------------------------------|----------------------------|--------------|---------------------------|---------------------------|------------|
| Travelers Cas & Surety Co Of Amer | 224,809 | 25.32% | 200,780 | 99,083 | 49.35% |
| National Union Fire Ins Co Of Pitts | 103,457 | 11.65% | 79,002 | 0 | 0% |
| The Cincinnati Ins Co | 94,780 | 10.68% | 65,732 | 0 | 0% |
| Massachusetts Bay Ins Co | 89,035 | 10.03% | 30,351 | 3,868 | 12.74% |
| Zurich Amer Ins Co | 40,898 | 4.61% | 49,074 | 1,173 | 2.39% |
| Hiscox Ins Co Inc | 39,772 | 4.48% | 32,525 | 1,967 | 6.05% |

2017 Business

Burglary and Theft (continued)

| | | | | | |
|---------------------------|---------|---------|---------|---------|---------|
| Hanover Ins Co | 30,092 | 3.39% | 21,106 | 3,416 | 16.19% |
| Federal Ins Co | 28,829 | 3.25% | 40,764 | 23,275 | 57.10% |
| Western Comm Ins Co | 25,286 | 2.85% | 23,910 | -15,212 | -63.62% |
| Nationwide Mut Ins Co | 17,710 | 1.99% | 20,642 | 29,923 | 144.96% |
| Penn Millers Ins Co | 15,082 | 1.70% | 11,153 | -283 | -2.54% |
| The Cincinnati Ind Co | 12,629 | 1.42% | 7,274 | 0 | 0% |
| Atlantic Specialty Ins Co | 11,928 | 1.34% | 6,372 | 1,112 | 17.45% |
| Employers Mut Cas Co | 11,500 | 1.30% | 11,580 | 8 | 0.07% |
| Berkley Regional Ins Co | 11,002 | 1.24% | 11,033 | 35 | 0.32% |
| Everest Natl Ins Co | 9,651 | 1.09% | 4,393 | 956 | 21.76% |
| Federated Mut Ins Co | 9,536 | 1.07% | 9,612 | 4,286 | 44.59% |
| Hartford Fire Ins Co | 7,426 | 0.84% | 6,605 | -5,203 | -78.77% |
| Philadelphia Ind Ins Co | 7,099 | 0.80% | 6,488 | -5 | -0.08% |
| Great Amer Ins Co | 7,079 | 0.80% | 6,752 | 273 | 4.04% |
| ALL OTHERS (67) | 90,143 | 10.15% | 92,880 | 439 | -58.09% |
| TOTALS | 887,743 | 100.00% | 738,028 | 149,111 | 20.20% |

Boiler and Machinery

| Company Name | Direct Premiums Written | Market Share | Direct Premiums Earned | Direct Losses Incurred | Loss Ratio |
|-------------------------------------|----------------------------|--------------|---------------------------|---------------------------|------------|
| Factory Mut Ins Co | 2,686,166 | 36.21% | 2,858,007 | 0 | 0% |
| Hartford Steam Boil Inspec & Ins Co | 366,480 | 4.94% | 381,111 | 108,284 | 28.41% |
| Affiliated Fm Ins Co | 349,380 | 4.71% | 348,484 | 0 | 0% |
| Mutual Of Enumclaw Ins Co | 328,043 | 4.42% | 321,375 | 283,549 | 88.23% |
| Travelers Prop Cas Co Of Amer | 283,953 | 3.83% | 276,032 | 10,508 | 3.81% |
| The Cincinnati Ins Co | 253,484 | 3.42% | 243,378 | 48,763 | 20.04% |
| Continental Western Ins Co | 218,199 | 2.94% | 212,902 | 55,718 | 26.17% |
| Encasco Ins Co | 193,590 | 2.61% | 162,887 | -4,068 | -2.50% |
| Employers Mut Cas Co | 185,835 | 2.51% | 181,375 | 250 | 0.14% |
| Amco Ins Co | 182,411 | 2.46% | 192,294 | 191,796 | 99.74% |
| Western Comm Ins Co | 163,534 | 2.20% | 158,828 | 40,928 | 25.77% |
| XL Ins Amer Inc | 157,121 | 2.12% | 189,778 | -30,308 | -15.97% |
| Oregon Mut Ins Co | 122,593 | 1.65% | 120,622 | 50,343 | 41.74% |

2017 Business

Boiler and Machinery (continued)

| | | | | | |
|-------------------------------------|-----------|---------|-----------|-----------|----------|
| Liberty Mut Fire Ins Co | 117,370 | 1.58% | 123,051 | 12,651 | 10.28% |
| Acuity A Mut Ins Co | 101,320 | 1.37% | 93,391 | 17,821 | 19.08% |
| Zurich Amer Ins Co | 87,011 | 1.17% | 82,084 | -4,519 | -5.51% |
| Federal Ins Co | 80,861 | 1.09% | 80,732 | 63,082 | 78.14% |
| National Union Fire Ins Co Of Pitts | 80,401 | 1.08% | 146,165 | 1,316 | 0.90% |
| Brotherhood Mut Ins Co | 72,700 | 0.98% | 69,612 | 6,965 | 10.01% |
| Verlan Fire Ins Co MD | 71,262 | 0.96% | 76,623 | 0 | 0% |
| ALL OTHERS (111) | 1,316,980 | 17.75% | 1,649,771 | 263,397 | 1944.47% |
| TOTALS | 7,418,694 | 100.00% | 7,968,502 | 1,116,476 | 14.01% |

Credit

| Company Name | Direct Premiums Written | Market Share | Direct Premiums Earned | Direct Losses Incurred | Loss Ratio |
|-------------------------------|----------------------------|--------------|---------------------------|---------------------------|------------|
| Great Amer Assur Co | 699,101 | 18.19% | 517,359 | 116,104 | 22.44% |
| Atradius Trade Credit Ins Co | 659,379 | 17.16% | 431,859 | -17,809 | -4.12% |
| Arch Ins Co | 488,910 | 12.72% | 177,528 | 44,159 | 24.87% |
| Ohio Ind Co | 378,588 | 9.85% | 362,905 | 212,444 | 58.54% |
| Old Republic Ins Co | 365,414 | 9.51% | 577,216 | 271,149 | 46.98% |
| Great Amer Ins Co | 310,260 | 8.07% | 321,246 | 167,020 | 51.99% |
| Euler Hermes N Amer Ins Co | 303,033 | 7.89% | 300,928 | 696,048 | 231.30% |
| First Colonial Ins Co | 137,820 | 3.59% | 143,533 | 58,221 | 40.56% |
| American Natl Prop & Cas Co | 106,787 | 2.78% | 138,110 | 16,930 | 12.26% |
| Atlantic Specialty Ins Co | 84,983 | 2.21% | 79,738 | 102,202 | 128.17% |
| Securian Cas Co | 61,074 | 1.59% | 5,656 | 1 | 0.02% |
| Coface N Amer Ins Co | 53,370 | 1.39% | 43,474 | -107,658 | -247.64% |
| American Bankers Ins Co Of FL | 50,630 | 1.32% | 50,630 | -1,111 | -2.19% |
| American Security Ins Co | 47,065 | 1.22% | 47,065 | -1,037 | -2.20% |
| Ace Amer Ins Co | 43,394 | 1.13% | 43,394 | -13,008 | -29.98% |
| Transamerica Cas Ins Co | 38,755 | 1.01% | 114,843 | 81,174 | 70.68% |
| Integon Natl Ins Co | 5,335 | 0.14% | 5,068 | 126,744 | 2500.87% |
| SeaBright Ins Co | 4,393 | 0.11% | 4,393 | 0 | 0% |
| Wesco Ins Co | 2,963 | 0.08% | 2,963 | -7 | -0.24% |
| Zale Ind Co | 2,594 | 0.07% | 2,594 | -5 | -0.19% |

2017 Business

Credit (continued)

| | | 0 | 0% | 0 | 0 | 2 | 0% |
|----------------------------|--|-----------|---------|-----------|-----------|----------|----|
| Great Amer Ins Co of NY | | | | | | | |
| Standard Guar Ins Co | | 0 | 0% | 0 | -49 | 0% | 0% |
| American Reliable Ins Co | | 0 | 0% | 0 | -3 | 0% | 0% |
| Great Amer Alliance Ins Co | | -97 | 0.00% | 717 | -1,196 | -166.81% | |
| Virginia Surety Co Inc | | -575 | -0.02% | 30 | 1,093 | 3643.33% | |
| TOTALS | | 3,843,176 | 100.00% | 3,371,249 | 1,751,408 | 51.95% | |

Warranty

| Company Name | Direct Premiums Written | Market Share | Direct Premiums Earned | Direct Losses Incurred | Loss Ratio |
|-------------------------------|----------------------------|--------------|---------------------------|---------------------------|------------|
| Universal Underwriters Ins Co | 1,667,346 | 45.88% | 1,642,695 | 899,465 | 54.76% |
| American Bankers Ins Co Of FL | 1,005,247 | 27.66% | 835,384 | 215,137 | 25.75% |
| Wesco Ins Co | 582,198 | 16.02% | 486,439 | -201,628 | -41.45% |
| Dealers Assur Co | 69,544 | 1.91% | 13,531 | 2,719 | 20.09% |
| National Cas Co | 62,130 | 1.71% | 35,495 | 49,677 | 139.95% |
| Old Republic Ins Co | 51,226 | 1.41% | 451,758 | 68,290 | 15.12% |
| American Mercury Ins Co | 40,112 | 1.10% | 89,413 | 34,846 | 38.97% |
| Continental Cas Co | 38,765 | 1.07% | 40,166 | 3,376 | 8.41% |
| MIC Prop & Cas Ins Corp | 34,560 | 0.95% | 33,706 | 12,685 | 37.63% |
| Courtesy Ins Co | 34,144 | 0.94% | 35,202 | 61,093 | 173.55% |
| Lyndon Southern Ins Co | 27,283 | 0.75% | 17,258 | -83,731 | -485.17% |
| Starr Ind & Liab Co | 18,819 | 0.52% | 19,624 | -1,191 | -6.07% |
| Technology Ins Co Inc | 3,870 | 0.11% | 2,029 | 0 | 0% |
| Great Amer Ins Co of NY | 2,338 | 0.06% | 1,136 | -32 | -2.82% |
| New Hampshire Ins Co | 1,692 | 0.05% | 1,692 | 356 | 21.04% |
| Greenwich Ins Co | 0 | 0% | 5,778 | -2,841 | -49.17% |
| Associated Ind Corp | 0 | 0% | 0 | -11 | 0% |
| Chicago Ins Co | 0 | 0% | 0 | -32 | 0% |
| Aspen Amer Ins Co | 0 | 0% | 0 | -612 | 0% |
| National Surety Corp | 0 | 0% | 0 | 16 | 0% |
| Virginia Surety Co Inc | 0 | 0% | 0 | 95 | 0% |
| American Automobile Ins Co | 0 | 0% | 0 | 46 | 0% |
| Great Amer Assur Co | 0 | 0% | 0 | 7 | 0% |

2017 Business

Warranty (continued)

| | | | | | |
|----------------------|------------------|----------------|------------------|------------------|---------------|
| Great Amer Ins Co | 0 | 0% | 61 | -224 | -367.21% |
| American Ins Co | 0 | 0% | 0 | 144 | 0% |
| Firemans Fund Ins Co | 0 | 0% | 0 | -1,457 | 0% |
| Heritage Ind Co | -4,945 | -0.14% | 107,669 | 77,888 | 72.34% |
| TOTALS | 3,634,329 | 100.00% | 3,819,036 | 1,134,081 | 29.70% |

Accident and Health—Life, Health and Managed Care Companies

| Company Name | Direct Premiums Written | Market Share | Direct Premiums Earned | Direct Losses Incurred | Loss Ratio |
|--------------------------------------|----------------------------|----------------|---------------------------|---------------------------|---------------|
| Blue Cross of ID Hlth Serv Inc | 1,064,247,155 | 29.34% | 1,063,467,184 | 853,450,148 | 100% |
| Regence Blueshield Of ID Inc | 463,274,312 | 12.77% | 459,015,845 | 363,874,148 | 100% |
| SelectHealth Inc | 405,246,863 | 11.17% | 406,763,863 | 385,466,982 | 100% |
| Blue Cross of ID Care Plus Inc | 311,716,582 | 8.59% | 306,411,825 | 245,056,297 | 100% |
| UnitedHealthcare Ins Co | 283,641,558 | 7.82% | 287,546,592 | 214,636,564 | 100% |
| Pacificsource Comm Hlth Plans | 184,197,756 | 5.08% | 185,175,091 | 163,305,668 | 100% |
| BridgeSpan Hlth Co | 84,602,047 | 2.33% | 84,602,047 | 83,300,882 | 100% |
| Montana Hlth Cooperative | 60,981,775 | 1.68% | 60,981,775 | 43,467,709 | 100% |
| Pacificsource Hlth Plans | 55,662,087 | 1.53% | 55,662,087 | 48,616,991 | 100% |
| Delta Dental Plan of ID Inc | 52,496,235 | 1.45% | 52,496,235 | 41,651,819 | 100% |
| Humana Ins Co | 49,403,563 | 1.36% | 49,403,611 | 35,025,687 | 100% |
| MCNA Ins Co | 44,906,463 | 1.24% | 0 | 42,196,591 | 0% |
| Humana Hlth Plan Inc | 36,388,266 | 1.00% | 36,388,266 | 29,436,935 | 100% |
| Aetna Life Ins Co | 36,335,393 | 1.00% | 37,470,785 | 29,700,209 | 100% |
| Cigna Hlth & Life Ins Co | 35,693,306 | 0.98% | 35,780,845 | 34,940,573 | 100% |
| American Family Life Assur Co of Col | 32,303,757 | 0.89% | 32,653,095 | 15,749,590 | 0% |
| Continental Life Ins Co Brentwood | 23,224,614 | 0.64% | 23,182,741 | 16,406,821 | 100% |
| Mutual Of Omaha Ins Co | 19,440,950 | 0.54% | 19,367,051 | 13,580,954 | 100% |
| Metropolitan Life Ins Co | 17,627,953 | 0.49% | 17,105,685 | 17,202,492 | 100% |
| SilverScript Ins Co | 16,188,171 | 0.45% | 15,875,564 | 11,631,225 | 100% |
| ALL OTHERS (299) | 350,047,808 | 9.65% | 348,821,960 | 251,719,679 | 35000.00% |
| TOTALS | 3,627,626,614 | 100.00% | 3,578,172,147 | 2,940,417,964 | 82.18% |

2017 Business

| Title | | | | | | |
|--------------------------------|-------------------------|--------------|------------------------|------------------------|------------|--|
| Company Name | Direct Premiums Written | Market Share | Direct Premiums Earned | Direct Losses Incurred | Loss Ratio | |
| Old Republic Natl Title Ins Co | 33,377,732 | 29% | 32,914,826 | 359,901 | 1.09% | |
| First Amer Title Ins Co | 22,283,900 | 19.40% | 22,088,351 | 496,234 | 2.25% | |
| Westcor Land Title Ins Co | 14,920,811 | 13% | 14,493,185 | 211,744 | 1.46% | |
| Commonwealth Land Title Ins Co | 11,071,866 | 9.60% | 10,786,221 | 119,197 | 1.11% | |
| Chicago Title Ins Co | 10,643,969 | 9.30% | 10,712,943 | 676,141 | 6.31% | |
| Title Resources Guar Co | 8,429,892 | 7.30% | 8,154,525 | 0 | 0.00% | |
| Stewart Title Guar Co | 7,997,468 | 7% | 8,053,469 | 467,262 | 5.80% | |
| Fidelity Natl Title Ins Co | 5,950,255 | 5.20% | 6,170,763 | 41,364 | 0.67% | |
| National Title Ins Of NY Inc | 223,098 | 0.20% | 230,864 | 0 | 0.00% | |
| WFG Natl Title Ins Co | 116,071 | 0.10% | 125,409 | 0 | 0.00% | |
| North Amer Title Ins Co | 51,587 | 0% | 49,270 | 0 | 0.00% | |
| TOTALS | 115,066,649 | 100.00% | 113,779,826 | 2,371,843 | 18.69% | |

| Ordinary Life and Annuity | | | | | | |
|-------------------------------|-------------------------|------------------------------|---------------------------------|------------------------|-----------------------|--|
| Company Name | Direct Premiums Written | Direct Annuity Consideration | Direct Claims and Benefits Paid | In Force on 12/31/2017 | Market Share Premiums | |
| Northwestern Mut Life Ins Co | 63,289,923 | 18,464,782 | 84,921,127 | 11,404,853,257 | 11.01% | |
| New York Life Ins Co | 22,935,849 | 740,699 | 30,620,806 | 3,467,573,367 | 3.99% | |
| Massachusetts Mut Life Ins Co | 22,436,570 | 16,197,235 | 52,143,369 | 2,213,529,627 | 3.90% | |
| Standard Ins Co | 20,723,021 | 1,978,532 | 35,813,571 | 12,121,815,262 | 3.60% | |
| Lincoln Natl Life Ins Co | 19,582,414 | 35,609,370 | 89,640,193 | 4,827,017,653 | 3.41% | |
| State Farm Life Ins Co | 18,170,441 | 3,375,763 | 19,001,378 | 4,188,046,117 | 3.16% | |
| Farm Bureau Life Ins Co | 17,861,673 | 10,455,268 | 19,898,644 | 3,832,309,145 | 3.11% | |
| Metropolitan Life Ins Co | 17,646,473 | 14,787,491 | 51,419,814 | 9,283,201,809 | 3.07% | |
| Prudential Ins Co Of Amer | 16,154,580 | 26,533,419 | 133,228,057 | 8,497,475,099 | 2.81% | |
| Pacific Life Ins Co | 13,438,816 | 22,686,336 | 42,071,685 | 990,019,451 | 2.34% | |
| Minnesota Life Ins Co | 11,303,359 | 6,422,943 | 12,369,241 | 1,342,421,112 | 1.97% | |
| Midland Natl Life Ins Co | 10,141,270 | 10,769,948 | 15,432,689 | 993,869,392 | 1.76% | |
| Principal Life Ins Co | 10,122,052 | 7,842,887 | 17,102,899 | 1,841,842,465 | 1.76% | |
| Pruco Life Ins Co | 9,823,885 | 20,213,519 | 31,859,168 | 2,379,964,081 | 1.71% | |
| Great Western Ins Co | 9,735,876 | 197,068 | 6,333,062 | 70,946,566 | 1.69% | |

2017 Business

Ordinary Life and Annuity (continued)

| | | | | | |
|-------------------------------|-------------|-------------|---------------|-----------------|---------|
| Protective Life Ins Co | 9,510,893 | 9,800,029 | 10,514,743 | 3,483,102,109 | 1.65% |
| John Hancock Life Ins Co USA | 8,977,939 | 30,032 | 107,325,682 | 1,378,323,171 | 1.56% |
| American Gen Life Ins Co | 8,916,739 | 35,964,504 | 45,368,009 | 3,128,185,309 | 1.55% |
| Beneficial Life Ins Co | 8,811,320 | 535,124 | 26,478,905 | 2,073,864,477 | 1.53% |
| Farmers New World Life Ins Co | 8,124,486 | 264,572 | 5,414,953 | 2,419,801,750 | 1.41% |
| ALL OTHERS (330) | 247,163,182 | 652,078,646 | 1,155,713,022 | 59,902,052,044 | 43.00% |
| TOTALS | 574,870,761 | 894,948,167 | 1,992,671,017 | 139,840,213,263 | 100.00% |

Credit Life

| Company Name | Direct Premiums Written | Market Share | Direct Losses Incurred | Loss Ratio |
|--------------------------------------|----------------------------|--------------|---------------------------|------------|
| CMIFG Life Ins Co | 1,846,971 | 45.83% | 999,348 | 40.56% |
| Minnesota Life Ins Co | 692,845 | 17.19% | 136,149 | 20.76% |
| American Natl Ins Co | 535,581 | 13.29% | 183,125 | 32.91% |
| American Hlth & Life Ins Co | 466,444 | 11.57% | 114,911 | 42.08% |
| Central States H & L Co Of Omaha | 144,479 | 3.58% | 52,067 | 30.24% |
| Merit Life Ins Co | 127,869 | 3.17% | 255,094 | 55.89% |
| Life Of The South Ins Co | 58,417 | 1.45% | 50,892 | 57.35% |
| American Modern Life Ins Co | 52,623 | 1.31% | 30,070 | 56.96% |
| American Bankers Life Assur Co Of FL | 39,308 | 0.98% | 48,298 | 81.78% |
| American Republic Ins Co | 32,699 | 0.81% | -291,646 | -884.96% |
| Protective Life Ins Co | 18,887 | 0.47% | 2,945 | 13.67% |
| Pavonia Life Ins Co of MI | 17,138 | 0.43% | 38,458 | 145.69% |
| Centurion Life Ins Co | 3,328 | 0.08% | -1,096 | -32.93% |
| General Fidelity Life Ins Co | 1,536 | 0.04% | 0 | 0% |
| Zale Life Ins Co | 837 | 0.02% | -57 | -6.81% |
| Individual Assur Co Life Hlth & Acc | 451 | 0.01% | -87 | -7.11% |
| American Gen Life Ins Co | 35 | 0.00% | -31 | -28.18% |
| Puritan Life Ins Co of Amer | 0 | 0% | 50 | 8.43% |
| Transamerica Premier Life Ins Co | 0 | 0% | -1 | -5% |
| Landcar Life Ins Co | 0 | 0% | -108 | -2.02% |
| American Heritage Life Ins Co | 0 | 0% | -44 | -7.03% |
| Guarantee Trust Life Ins Co | -2,129 | -0.05% | -286 | -4.55% |

2017 Business

| Credit Life (continued) | | | | | |
|--------------------------------|-----------|---------|-----------|--------|--|
| Transamerica Life Ins Co | -7,050 | -0.17% | 31,408 | 44.74% | |
| TOTAL | 4,030,269 | 100.00% | 1,649,459 | 33.33% | |

| Group Life and Annuity | | | | | |
|---------------------------------|--------------------------------|-------------------------------------|--|---|--|
| Company Name | Direct Premiums Written | Direct Annuity Consideration | Direct Claims and Benefits Paid | Group Life Market Share Premiums | |
| STANDARD INS CO | 19,502,402 | 149,438 | 31,548,532 | 16.07% | |
| METROPOLITAN LIFE INS CO | 15,531,193 | 14,315,967 | 40,148,064 | 12.80% | |
| PRUDENTIAL INS CO OF AMER | 13,263,576 | 26,468,129 | 105,739,535 | 10.93% | |
| GREAT WESTERN INS CO | 9,683,761 | 0 | 5,851,513 | 7.98% | |
| PRINCIPAL LIFE INS CO | 8,107,736 | 0 | 6,587,550 | 6.68% | |
| NEW YORK LIFE INS CO | 6,882,195 | 275,521 | 11,728,851 | 5.67% | |
| HARTFORD LIFE & ACCIDENT INS CO | 6,285,140 | 0 | 5,126,619 | 5.18% | |
| LINCOLN NATL LIFE INS CO | 5,415,855 | 2,159,331 | 11,937,466 | 4.46% | |
| LIFE INS CO OF N AMER | 4,748,259 | 0 | 4,388,287 | 3.91% | |
| LIFEMAP ASSUR CO | 4,060,755 | 0 | 2,091,450 | 3.35% | |
| UNUM LIFE INS CO OF AMER | 3,830,443 | 0 | 1,704,996 | 3.16% | |
| UNITED HERITAGE LIFE INS CO | 3,443,227 | 933,991 | 2,558,362 | 2.84% | |
| NATIONAL GUARDIAN LIFE INS CO | 2,424,858 | 312,132 | 1,092,442 | 2.00% | |
| SECURIAN LIFE INS CO | 1,845,973 | 21,729 | 2,857,048 | 1.52% | |
| MINNESOTA LIFE INS CO | 1,360,625 | 3,446,011 | 5,295,308 | 1.12% | |
| CMIFG LIFE INS CO | 1,313,225 | 0 | 7,508,989 | 1.08% | |
| 5 STAR LIFE INS CO | 1,262,882 | 0 | 1,116,111 | 1.04% | |
| GLOBE LIFE & ACCIDENT INS CO | 963,021 | 0 | 832,442 | 0.79% | |
| LIBERTY LIFE ASSUR CO OF BOSTON | 953,097 | 0 | 384,822 | 0.79% | |
| AAA LIFE INS CO | 884,283 | 0 | 802,233 | 0.73% | |
| ALL OTHERS (362) | 9,587,421 | 142,088,270 | 411,997,315 | 7.90% | |
| TOTALS | 121,349,927 | 190,170,519 | 661,297,935 | 100.00% | |

2017 Business
Industrial Life

| Company Name | Direct Premiums Written | Direct Annuity Consideration | Direct Claims and Benefits Paid | Market Share Premiums |
|----------------------------------|----------------------------|---------------------------------|------------------------------------|--------------------------|
| UNION SECURITY INS CO | 285 | 0 | 9,867 | 45.45% |
| TRANSAMERICA PREMIER LIFE INS CO | 105 | 0 | 545 | 16.75% |
| LINCOLN LIFE & ANN CO OF NY | 79 | 0 | 0 | 12.60% |
| WESTERN & SOUTHERN LIFE INS CO | 61 | 0 | 7,140 | 9.73% |
| THE CINCINNATI LIFE INS CO | 27 | 0 | 0 | 4.31% |
| ATHENE ANNUITY & LIFE ASSUR CO | 22 | 0 | 0 | 3.51% |
| AMERICAN NATL INS CO | 21 | 0 | 1,558 | 3.35% |
| LIBERTY NATL LIFE INS CO | 21 | 0 | 1,011 | 3.35% |
| NATIONAL GUARDIAN LIFE INS CO | 6 | 0 | 0 | 0.96% |
| TOTALS | 627 | 0 | 20,121 | 100.00% |

Private Crop

| Company Name | Direct Premiums Written | Market Share | Direct Premiums Earned | Direct Losses Incurred | Loss Ratio |
|-------------------------------|----------------------------|--------------|---------------------------|---------------------------|------------|
| Ace Prop & Cas Ins Co | 3,664,798 | 28.16% | 3,658,876 | -1,895,409 | -51.80% |
| NAU Country Ins Co | 2,623,611 | 20.16% | 2,624,921 | 752,394 | 28.66% |
| FMIH Ag Risk Ins Co | 2,277,732 | 17.50% | 2,259,919 | 1,383,306 | 61.21% |
| Hudson Ins Co | 1,383,879 | 10.63% | 1,383,879 | 265,514 | 19.19% |
| American Agri Business Ins Co | 846,650 | 6.51% | 846,650 | 1,218,155 | 143.88% |
| Rural Comm Ins Co | 821,469 | 6.31% | 821,469 | -212,587 | -25.88% |
| Guideone Mut Ins Co | 591,427 | 4.54% | 579,085 | 386,215 | 66.69% |
| Producers Agriculture Ins Co | 539,602 | 4.15% | 538,168 | 28,659 | 5.33% |
| Great Amer Ins Co | 231,474 | 1.78% | 230,057 | 47,706 | 20.74% |
| Agri Gen Ins Co | 15,559 | 0.12% | 15,558 | -9,139 | -58.74% |
| Technology Ins Co Inc | 9,559 | 0.07% | 9,559 | 2,961 | 30.98% |
| State Farm Fire & Cas Co | 3,830 | 0.03% | 3,830 | 0 | 0% |
| Farmers Mut Hail Ins Co Of IA | 3,618 | 0.03% | 3,618 | 0 | 0% |
| Aspen Amer Ins Co | 0 | 0% | 0 | 4,092 | 0% |
| TOTALS | 13,013,208 | 100.00% | 12,975,589 | 1,971,867 | 15.20% |

2017 Business

Private Flood

| Company Name | Direct Premiums Written | Market Share | Direct Premiums Earned | Direct Losses Incurred | Loss Ratio |
|--------------------------------|----------------------------|----------------|---------------------------|---------------------------|---------------|
| AIG Prop Cas Co | 306,694 | 27.89% | 304,908 | 147,879 | 48.50% |
| Affiliated Fm Ins Co | 194,264 | 17.66% | 178,471 | 0 | 0% |
| American Security Ins Co | 193,495 | 17.59% | 188,692 | 172,360 | 91.34% |
| Factory Mut Ins Co | 160,775 | 14.62% | 141,394 | 0 | 0% |
| Zurich Amer Ins Co | 70,311 | 6.39% | 35,309 | 3,321 | 9.41% |
| American Guar & Liab Ins | 57,081 | 5.19% | 34,280 | 3,223 | 9.40% |
| Westport Ins Corp | 47,543 | 4.32% | 37,280 | 0 | 0% |
| Allianz Global Risks US Ins Co | 22,533 | 2.05% | 29,236 | 0 | 0% |
| Bankers Standard Ins Co | 16,292 | 1.48% | 14,362 | -898 | -6.25% |
| Liberty Mut Fire Ins Co | 15,922 | 1.45% | 13,532 | 2,226 | 16.45% |
| Crestbrook Ins Co | 5,658 | 0.51% | 772 | 0 | 0% |
| The Cincinnati Ins Co | 5,209 | 0.47% | 604 | 0 | 0% |
| The Cincinnati Ind Co | 4,004 | 0.36% | 502 | 0 | 0% |
| Depositors Ins Co | 2,891 | 0.26% | 844 | 0 | 0% |
| Employers Ins of Wausau | 1,270 | 0.12% | 846 | 315 | 37.23% |
| Hartford Fire Ins Co | 56 | 0.01% | 66 | 0 | 0% |
| North Amer Elite Ins Co | 39 | 0.00% | 14 | 0 | 0% |
| American Modern Home Ins Co | -4,300 | -0.39% | 5,859 | 0 | 0% |
| TOTALS | 1,099,737 | 100.00% | 986,971 | 328,426 | 33.28% |

Summary of Financial Condition as of December 31, 2017

| LIFE AND DISABILITY INSURERS | | | | | | |
|--------------------------------------|-------------------|-----------------|-------------------|--------------------------|--------------------------------|-------------------|
| Company Name | State of Domicile | Admitted Assets | Capital & Surplus | Net Gain From Operations | Premium/Annuity Considerations | Incurred Benefits |
| 4 EVER LIFE INS CO | IL | 212,463,915 | 84,998,789 | 3,424,263 | 76,761,002 | 66,900,103 |
| 5 STAR LIFE INS CO | LA | 291,203,392 | 28,861,212 | (9,956,309) | 126,106,510 | 110,701,543 |
| AAA LIFE INS CO | MI | 652,034,199 | 155,386,485 | 12,560,769 | 116,095,586 | 79,101,964 |
| ABILITY INS CO | NE | 1,194,511,783 | 22,516,695 | (6,237,864) | (1,060,232) | 19,039,590 |
| ACCORDIA LIFE & ANN CO | IA | 8,916,159,290 | 684,927,195 | (109,321,182) | 380,798,238 | 589,733,542 |
| ACE LIFE INS CO | CT | 46,848,793 | 6,533,692 | (2,162,236) | 1,716,930 | 3,333,903 |
| AETNA HLTH & LIFE INS CO | CT | 388,412,462 | 307,255,473 | 403,018,028 | (1,183,059,836) | (1,295,695,731) |
| AETNA LIFE INS CO | CT | 19,894,783,930 | 2,903,996,875 | 1,310,966,838 | 17,984,670,019 | 14,698,596,296 |
| ALL SAVERS INS CO | IN | 1,143,175,563 | 997,279,805 | 187,769,467 | 497,726,068 | 269,400,032 |
| ALLIANZ LIFE INS CO OF N AMER | MN | 138,068,397,670 | 6,011,236,272 | (2,849,638,187) | 9,982,612,202 | 19,278,999,807 |
| ALLSTATE ASSUR CO | IL | 674,063,288 | 135,781,668 | (7,185,584) | 57,576,911 | 5,266,405 |
| ALLSTATE LIFE INS CO | IL | 31,567,314,444 | 3,408,139,607 | 849,955,821 | 751,087,489 | 952,452,352 |
| AMALGAMATED LIFE INS CO | NY | 127,539,565 | 61,712,478 | 5,521,227 | 82,730,495 | 69,385,928 |
| AMERICAN AMICABLE LIFE INS CO OF TX | TX | 297,736,421 | 46,456,822 | (1,702,997) | 72,199,206 | 46,510,174 |
| AMERICAN BANKERS LIFE ASSUR CO OF FL | FL | 364,002,380 | 52,971,199 | 22,321,921 | 79,114,744 | 6,640,546 |
| AMERICAN EQUITY INVEST LIFE INS CO | IA | 51,891,654,713 | 3,005,654,080 | 377,056,239 | 3,393,503,841 | 5,710,502,119 |
| AMERICAN FAMILY LIFE ASSUR CO OF COL | NE | 113,076,016,916 | 11,003,606,496 | 2,623,569,521 | 18,142,118,583 | 12,726,708,819 |
| AMERICAN FAMILY LIFE INS CO | WI | 5,676,127,005 | 1,059,748,789 | 66,994,183 | 359,004,654 | 349,641,673 |
| AMERICAN FARMERS & RANCHERS LIFE INS | OK | 29,190,140 | 2,262,036 | (96,100) | 2,257,755 | 3,037,985 |
| AMERICAN FIDELITY ASSUR CO | OK | 5,896,687,773 | 430,624,340 | 70,675,533 | 957,379,233 | 657,817,596 |
| AMERICAN FIDELITY LIFE INS CO | FL | 410,240,262 | 67,268,773 | 1,681,205 | 9,629,405 | 16,954,355 |
| AMERICAN GEN LIFE INS CO | TX | 178,704,992,856 | 7,983,584,972 | 1,539,914,934 | 10,972,672,652 | 11,894,312,403 |
| AMERICAN HERITAGE LIFE INS CO | FL | 1,921,964,844 | 305,973,484 | 55,318,414 | 905,338,405 | 500,033,664 |
| AMERICAN HLTH & LIFE INS CO | TX | 883,222,498 | 130,274,023 | 34,046,991 | 251,135,155 | 151,888,258 |
| AMERICAN HOME LIFE INS CO | KS | 261,304,047 | 22,126,091 | 1,201,533 | 25,116,834 | 24,442,503 |
| AMERICAN INCOME LIFE INS CO | IN | 3,919,732,959 | 270,338,204 | 143,651,856 | 811,658,218 | 747,162,660 |
| AMERICAN LIFE & SECURITY CORP | NE | 23,937,070 | 2,962,885 | (2,077,978) | 5,176,225 | 4,652,936 |
| AMERICAN MATURITY LIFE INS CO | CT | 62,484,284 | 48,345,259 | 341,170 | 48,262 | 137,475 |
| AMERICAN MEMORIAL LIFE INS CO | SD | 3,166,419,965 | 128,536,462 | 30,948,600 | 544,309,601 | 472,685,308 |
| AMERICAN MODERN LIFE INS CO | OH | 39,848,042 | 32,317,774 | 1,624,439 | 265,661 | (3,443,993) |
| AMERICAN NATL INS CO | TX | 20,146,570,925 | 3,293,473,538 | (4,580,189) | 2,131,327,094 | 2,508,618,221 |
| AMERICAN NATL LIFE INS CO OF TX | TX | 123,674,185 | 34,179,605 | (538,947) | 28,758,539 | 28,573,819 |
| AMERICAN PUBLIC LIFE INS CO | OK | 99,467,627 | 30,805,212 | 5,487,063 | 90,873,070 | 47,121,534 |
| AMERICAN REPUBLIC INS CO | IA | 937,408,021 | 444,979,817 | 20,441,158 | 441,981,145 | 309,589,223 |
| AMERICAN UNITED LIFE INS CO | IN | 28,804,955,834 | 1,025,553,291 | 58,452,007 | 4,271,353,222 | 4,664,106,239 |

Summary of Financial Condition as of December 31, 2017

LIFE AND DISABILITY INSURERS (continued)

| Company Name | State of Domicile | Admitted Assets | Capital & Surplus | Net Gain From Operations | Premium/Annuity Considerations | Incurred Benefits |
|-----------------------------------|-------------------|-----------------|-------------------|--------------------------|--------------------------------|-------------------|
| AMERICO FIN LIFE & ANN INS CO | TX | 4,484,585,048 | 505,150,186 | 40,845,762 | 514,356,729 | 501,084,264 |
| AMERITAS LIFE INS CORP | NE | 20,076,469,528 | 1,555,583,078 | 94,374,726 | 2,724,472,357 | 3,098,062,214 |
| AMICA LIFE INS CO | RI | 1,283,398,441 | 310,162,820 | 6,653,440 | 69,618,117 | 84,183,578 |
| ANNUITY INVESTORS LIFE INS CO | OH | 3,191,285,580 | 294,698,466 | 25,252,475 | 211,398,282 | 331,738,407 |
| ANTHEM LIFE INS CO | IN | 674,743,809 | 125,129,530 | 12,288,254 | 411,982,366 | 293,794,382 |
| ASSURTY LIFE INS CO | NE | 2,632,271,199 | 334,679,677 | 17,843,497 | 189,153,340 | 181,366,320 |
| ATHENE ANN & LIFE ASSUR CO OF NY | NY | 3,165,014,211 | 267,526,504 | 32,583,585 | 10,692,184 | 27,013,989 |
| ATHENE ANN & LIFE CO | IA | 54,933,283,965 | 1,164,208,656 | 300,034,206 | 1,533,886,635 | 4,438,151,022 |
| ATHENE ANNUITY & LIFE ASSUR CO | DE | 13,205,118,867 | 1,347,657,138 | (62,563,229) | 51,207,186 | (96,995,270) |
| AURORA NATL LIFE ASSUR CO | CA | 3,063,219,040 | 140,228,938 | 14,847,152 | 652,231 | (87,923,355) |
| AUTO OWNERS LIFE INS CO | MI | 4,211,396,761 | 450,985,559 | 15,723,199 | 433,592,131 | 296,300,728 |
| AXA CORP SOLUTIONS LIFE REINS CO | DE | 259,863,448 | 159,967,172 | 54,064,512 | 4,555,529 | 6,964,742 |
| AXA EQUITABLE LIFE & ANN CO | CO | 486,431,567 | 11,956,136 | (2,463,548) | 388,662 | 20,886,444 |
| AXA EQUITABLE LIFE INS CO | NY | 194,771,739,134 | 7,422,250,077 | 1,795,845,360 | 12,867,430,079 | 15,020,480,034 |
| BALTIMORE LIFE INS CO | MD | 1,268,834,502 | 81,808,932 | 2,147,776 | 124,562,501 | 136,290,188 |
| BANKERS FIDELITY LIFE INS CO | GA | 149,956,385 | 34,134,710 | (3,740,767) | 109,619,534 | 80,905,781 |
| BANKERS LIFE & CAS CO | IL | 18,273,911,770 | 1,336,773,710 | 250,797,766 | 2,581,467,280 | 2,766,829,559 |
| BANKERS LIFE INS CO | NC | 234,289,393 | 35,728,324 | (4,019,145) | (176,570,941) | (171,285,918) |
| BANNER LIFE INS CO | MD | 3,850,819,355 | 751,581,010 | 65,011,910 | 967,647,898 | 801,966,358 |
| BENEFICIAL LIFE INS CO | UT | 2,251,281,371 | 205,670,995 | 10,852,700 | 32,241,314 | 129,778,616 |
| BERKLEY LIFE & HLTH INS CO | IA | 277,343,041 | 150,725,572 | 8,224,667 | 238,135,975 | 195,764,985 |
| BERKSHIRE HATHAWAY LIFE INS CO NE | NE | 19,610,130,785 | 4,815,977,988 | 416,489,399 | 225,219,475 | 99,575,788 |
| BERKSHIRE LIFE INS CO OF AMER | MA | 3,717,674,076 | 189,096,958 | 11,909,776 | 126,882,089 | 108,334,755 |
| BEST LIFE & HLTH INS CO | TX | 21,282,412 | 16,657,567 | 1,353,821 | 37,981,662 | 23,263,122 |
| BOSTON MUT LIFE INS CO | MA | 1,430,482,028 | 209,367,255 | 12,459,774 | 196,665,094 | 156,076,161 |
| BRIGHTHOUSE LIE INS CO | DE | 176,051,725,760 | 5,594,289,759 | 1,255,394,285 | 11,351,101,803 | 13,021,382,076 |
| CAPITOL LIFE INS CO | TX | 301,292,822 | 25,638,244 | 1,007,644 | 72,248,394 | 78,879,572 |
| CENTRAL SECURITY LIFE INS CO | TX | 89,357,527 | 5,172,210 | 1,127,292 | 2,218,492 | 3,288,267 |
| CENTRAL STATES H & L CO OF OMAHA | NE | 407,544,378 | 151,920,882 | 13,012,324 | 37,812,420 | (1,929,293) |
| CENTRE LIFE INS CO | MA | 1,790,730,064 | 93,606,970 | (1,711,410) | 1,420,910 | 1,294,184 |
| CENTURION LIFE INS CO | IA | 1,249,214,976 | 793,660,930 | 489,285,936 | 37,244,744 | (513,503,775) |
| CHESAPEAKE LIFE INS CO | OK | 158,683,683 | 86,735,116 | 16,616,779 | 200,826,396 | 63,953,249 |
| CHRISTIAN FIDELITY LIFE INS CO | TX | 59,607,096 | 26,653,712 | 8,061,822 | 30,733,797 | 19,355,051 |
| CHURCH LIFE INS CORP | NY | 294,168,213 | 64,710,780 | 5,739,564 | 34,551,570 | 32,558,907 |
| CICA LIFE INS CO OF AMER | CO | 1,000,205,397 | 35,129,656 | 5,760,240 | 157,143,311 | 137,257,651 |

Summary of Financial Condition as of December 31, 2017

LIFE AND DISABILITY INSURERS (continued)

| Company Name | State of Domicile | Admitted Assets | Capital & Surplus | Net Gain From Operations | Premium/Annuity Considerations | Incurred Benefits |
|-------------------------------------|-------------------|-----------------|-------------------|--------------------------|--------------------------------|-------------------|
| CIGNA HLTH & LIFE INS CO | CT | 9,002,246,068 | 3,680,642,093 | 1,517,073,017 | 13,779,668,172 | 11,446,722,084 |
| CM LIFE INS CO | CT | 8,657,284,084 | 1,573,159,890 | 78,590,541 | 283,429,782 | 576,977,816 |
| CMFG LIFE INS CO | IA | 18,078,267,133 | 2,107,167,266 | 224,829,822 | 3,130,149,639 | 2,475,603,626 |
| COLONIAL LIFE & ACCIDENT INS CO | SC | 3,219,961,731 | 490,351,691 | 159,417,159 | 1,502,987,166 | 794,512,369 |
| COLONIAL PENN LIFE INS CO | PA | 868,494,636 | 99,690,645 | (11,193,203) | 366,429,162 | 247,151,507 |
| COLORADO BANKERS LIFE INS CO | NC | 1,318,476,042 | 121,737,730 | 4,787,976 | 783,210,693 | 755,912,409 |
| COLUMBIAN LIFE INS CO | IL | 335,844,953 | 26,296,479 | 4,043,688 | 61,173,998 | 55,731,982 |
| COLUMBIAN MUT LIFE INS CO | NY | 1,449,354,157 | 106,730,789 | 7,170,109 | 180,448,020 | 153,850,665 |
| COLUMBUS LIFE INS CO | OH | 4,104,527,768 | 294,446,270 | (49,169,467) | 273,744,066 | 392,209,402 |
| COMBINED INS CO OF AMER | IL | 1,495,717,735 | 178,700,831 | 33,579,125 | 480,240,403 | 295,974,145 |
| COMMERCIAL TRAVELERS LIFE INS CO | NY | 29,368,636 | 13,957,546 | 1,080,828 | 3,713,071 | 5,296,900 |
| COMMONWEALTH ANN & LIFE INS CO | MA | 11,301,517,797 | 2,488,247,766 | 526,317,929 | 40,116,581 | 207,849,413 |
| COMPANION LIFE INS CO | SC | 373,570,771 | 212,430,348 | 18,393,824 | 253,175,713 | 163,109,391 |
| CONNECTICUT GEN LIFE INS CO | CT | 18,137,205,237 | 4,412,228,830 | 958,190,693 | 346,291,695 | 618,460,203 |
| CONSTITUTION LIFE INS CO | TX | 412,714,574 | 35,142,278 | (4,124,407) | 49,141,305 | 31,067,170 |
| CONTINENTAL AMER INS CO | NE | 673,270,901 | 153,365,018 | (21,645,191) | 524,652,631 | 265,676,875 |
| CONTINENTAL GEN INS CO | TX | 1,385,774,436 | 74,691,717 | 3,431,171 | 82,673,367 | 110,246,201 |
| CONTINENTAL LIFE INS CO BRENTWOOD | TN | 345,630,911 | 194,389,913 | (9,519,741) | 468,045,902 | 358,362,320 |
| CORVESTA LIFE INS CO | AZ | 9,039,487 | 7,948,580 | (620,009) | 4,636 | 3,194 |
| COUNTRY INVESTORS LIFE ASSUR CO | IL | 299,229,798 | 193,082,785 | 4,128,477 | - | 2,926,787 |
| COUNTRY LIFE INS CO | IL | 9,459,614,682 | 1,185,329,095 | 53,153,815 | 603,666,489 | 735,340,768 |
| CSI LIFE INS CO | NE | 23,790,955 | 17,289,240 | (1,458,409) | 30,851,581 | 21,883,449 |
| DEARBORN NATL LIFE INS CO | IL | 1,785,129,713 | 474,259,178 | 32,285,620 | 437,949,183 | 364,626,891 |
| DELAWARE AMER LIFE INS CO | DE | 120,215,118 | 61,827,782 | 7,284,567 | 96,389,832 | 56,661,885 |
| DELAWARE LIFE INS CO | DE | 37,207,349,589 | 1,463,389,963 | 257,384,090 | 2,033,393,511 | 4,265,131,763 |
| DESERET MUT INS CO | UT | 40,523,880 | 13,612,261 | 2,860,191 | 15,346,158 | 10,778,120 |
| DIRECT GEN LIFE INS CO | SC | 32,975,813 | 21,700,172 | 7,193,083 | 12,017,573 | 1,204,023 |
| ELCO MUT LIFE & ANN | IL | 763,141,322 | 58,547,834 | 9,775,899 | 202,091,976 | 207,832,453 |
| EMC NATL LIFE CO | IA | 954,780,226 | 105,576,072 | 5,961,337 | 56,585,961 | 71,252,064 |
| EMPLOYERS REASSUR CORP | KS | 14,815,843,931 | 816,496,319 | (2,329,994,867) | 236,708,742 | 3,117,898,126 |
| EQUITABLE LIFE & CAS INS CO | UT | 351,555,612 | 43,256,648 | (6,739,005) | 59,657,613 | 59,643,728 |
| EQUITABLE NATIONAL LIFE INS CO INC | UT | 8,411,869 | 8,257,600 | 130,978 | 4,156 | 3,785 |
| EQUITRUST LIFE INS CO | IL | 18,168,731,658 | 872,740,389 | 233,849,352 | 1,671,327,512 | 2,131,377,188 |
| EVERENCE INS CO | IN | 20,976,947 | 14,383,961 | 370,797 | (106) | (227,897) |
| FAMILY HERITAGE LIFE INS CO OF AMER | OH | 1,290,358,205 | 100,322,921 | 22,725,571 | 284,266,981 | 233,461,443 |

Summary of Financial Condition as of December 31, 2017

LIFE AND DISABILITY INSURERS (continued)

| Company Name | State of Domicile | Admitted Assets | Capital & Surplus | Net Gain From Operations | Premium/Annuity Considerations | Incurred Benefits |
|--------------------------------------|-------------------|-----------------|-------------------|--------------------------|--------------------------------|-------------------|
| FAMILY LIFE INS CO | TX | 150,756,346 | 31,103,149 | 2,711,726 | 25,594,402 | 19,603,217 |
| FAMILY SERV LIFE INS CO | TX | 311,085,058 | 32,417,089 | (2,809,051) | 9,780 | 15,905,149 |
| FARM BUREAU LIFE INS CO | IA | 9,068,654,175 | 615,973,469 | 106,061,707 | 632,776,889 | 810,183,962 |
| FARMERS NEW WORLD LIFE INS CO | WA | 5,127,319,413 | 468,858,363 | 117,273,019 | (1,738,556,243) | 471,323,272 |
| FEDERAL LIFE INS CO | IL | 238,216,410 | 14,934,069 | (1,082,315) | 25,762,155 | 26,375,631 |
| FEDERATED LIFE INS CO | MN | 1,877,395,135 | 382,440,306 | 32,734,064 | 192,729,241 | 183,133,768 |
| FIDELITY & GUAR LIFE INS CO | IA | 22,380,816,127 | 918,999,486 | 281,798,661 | 2,392,427,805 | 2,845,821,353 |
| FIDELITY INVESTMENTS LIFE INS CO | UT | 29,539,852,568 | 876,052,744 | 73,718,076 | 1,384,373,615 | 1,614,730,596 |
| FIDELITY LIFE ASSN A LEGAL RESERVE L | IL | 406,305,495 | 127,604,684 | 975,710 | 61,051,719 | 33,529,030 |
| FIDELITY SECURITY LIFE INS CO | MO | 949,474,753 | 204,388,470 | 22,257,395 | 115,048,107 | 95,076,915 |
| FINANCIAL AMER LIFE INS CO | KS | 4,446,756 | 1,945,229 | (1,219,118) | (360,627) | (976,174) |
| FINANCIAL ASSUR LIFE INS CO | TX | 11,988,151 | 11,218,349 | 465,028 | 41,994 | 11,017 |
| FIRST ALLAMERICA FIN LIFE INS CO | MA | 3,420,263,110 | 240,304,653 | 24,728,086 | 28,550,460 | 97,411,461 |
| FIRST HLTH LIFE & HLTH INS CO | TX | 400,740,691 | 227,839,704 | 16,938,615 | 761,072,121 | 559,704,032 |
| FIRST PENN PACIFIC LIFE INS CO | IN | 1,504,103,767 | 188,957,611 | 16,554,457 | 130,180,223 | 181,389,234 |
| FORESTERS LIFE INS ANN CO | NY | 2,463,426,497 | 63,441,756 | 12,674,840 | 209,266,845 | 235,208,877 |
| FORETHOUGHT LIFE INS CO | IN | 31,431,312,953 | 1,595,884,314 | 324,254,057 | (4,463,194,469) | (4,227,330,741) |
| FUNERAL DIRECTORS LIFE INS CO | TX | 1,320,343,553 | 116,317,053 | 7,618,303 | 212,428,557 | 216,880,716 |
| GARDEN STATE LIFE INS CO | TX | 131,346,120 | 73,368,993 | 5,656,059 | 21,340,270 | 15,375,584 |
| GENERAL AMER LIFE INS CO | MO | 13,912,093,042 | 987,873,081 | 118,146,557 | 1,194,357,144 | 935,155,296 |
| GENERAL FIDELITY LIFE INS CO | SC | 23,410,288 | 16,372,990 | (44,177) | 272,664 | 424,423 |
| GENERAL RE LIFE CORP | CT | 4,066,329,941 | 746,756,750 | (608,290,681) | (59,359,033) | 149,711,732 |
| GENWORTH INS CO | NC | 14,598,859 | 13,091,529 | (4,048,138) | - | - |
| GENWORTH LIFE & ANN INS CO | VA | 22,444,512,979 | 1,288,757,533 | (45,557,192) | 520,729,620 | 1,919,823,775 |
| GENWORTH LIFE INS CO | DE | 40,011,993,984 | 2,727,736,031 | (27,021,749) | 2,308,700,108 | 3,584,292,121 |
| GERBER LIFE INS CO | NY | 3,703,188,271 | 300,722,378 | (5,773,279) | 727,112,435 | 638,160,255 |
| GLOBE LIFE & ACCIDENT INS CO | NE | 4,485,128,975 | 280,212,844 | 45,858,440 | 693,967,390 | 841,912,943 |
| GOLDEN RULE INS CO | IN | 499,171,779 | 198,627,101 | 82,625,299 | 1,338,103,418 | 957,065,132 |
| GOVERNMENT PERSONNEL MUT LIFE INS CO | TX | 825,665,797 | 116,752,635 | 3,278,366 | 44,171,880 | 54,489,595 |
| GPM HLTH & LIFE INS CO | WA | 143,032,459 | 14,606,901 | 565,095 | 3,959,085 | 7,613,380 |
| GREAT AMER LIFE INS CO | OH | 32,576,634,113 | 2,131,512,996 | 309,205,192 | 4,134,915,815 | 5,136,299,577 |
| GREAT SOUTHERN LIFE INS CO | TX | 211,943,239 | 51,468,875 | 3,227,526 | 201,513 | 540,556 |
| GREAT W LIFE & ANN INS CO | CO | 58,010,229,241 | 1,129,509,644 | 169,483,428 | 5,270,518,506 | 6,444,538,686 |
| GREAT WESTERN INS CO | UT | 1,388,028,528 | 32,397,951 | (99,946,308) | 213,373,651 | 329,108,743 |
| GUARANTEE TRUST LIFE INS CO | IL | 594,776,299 | 79,187,324 | 11,484,232 | 218,742,196 | 128,355,365 |

Summary of Financial Condition as of December 31, 2017

LIFE AND DISABILITY INSURERS (continued)

| Company Name | State of Domicile | Admitted Assets | Capital & Surplus | Net Gain From Operations | Premium/Annuity Considerations | Incurred Benefits |
|--------------------------------------|-------------------|-----------------|-------------------|--------------------------|--------------------------------|-------------------|
| GUARDIAN INS & ANN CO INC | DE | 17,357,037,422 | 310,222,464 | 157,497,380 | 449,447,934 | 1,242,567,462 |
| GUARDIAN LIFE INS CO OF AMER | NY | 55,568,820,448 | 6,683,677,303 | 450,550,823 | 8,116,082,180 | 6,908,521,005 |
| GUGGENHEIM LIFE & ANN CO | DE | 14,353,498,992 | 608,565,910 | 173,369,361 | 804,531,162 | 1,133,960,827 |
| HARTFORD LIFE & ACCIDENT INS CO | CT | 12,935,775,368 | 2,028,512,856 | (1,049,892,751) | 5,777,478,268 | 4,908,628,261 |
| HARTFORD LIFE & ANN INS CO | CT | 36,378,571,888 | 1,138,971,688 | 320,188,919 | 229,944,396 | 3,920,243,522 |
| HARTFORD LIFE INS CO | CT | 109,356,592,611 | 3,552,499,593 | 1,257,570,282 | 432,980,731 | 6,057,505,471 |
| HCC LIFE INS CO | IN | 994,757,871 | 406,157,711 | 90,872,159 | 1,095,489,141 | 970,168,578 |
| HEALTH NET LIFE INS CO | CA | 691,355,052 | 399,918,466 | (16,327,570) | 763,296,202 | 665,293,684 |
| HERITAGE LIFE INS CO | AZ | 4,212,943,550 | 958,712,217 | 92,140,266 | 105,703,098 | 303,558,938 |
| HM LIFE INS CO | PA | 673,984,242 | 360,129,346 | (23,827,703) | 720,886,219 | 631,649,655 |
| HOMESTEADERS LIFE CO | IA | 2,921,342,269 | 193,242,083 | 16,450,546 | 479,985,157 | 475,500,866 |
| HORACE MANN LIFE INS CO | IL | 9,262,815,578 | 473,155,201 | 54,945,927 | 562,398,420 | 831,558,920 |
| IA AMER LIFE INS CO | TX | 148,384,172 | 50,077,036 | 767,937 | 21,557,244 | 11,285,840 |
| IDEALIFE INS CO | CT | 20,604,241 | 15,399,913 | (123,378) | 1,551,582 | 1,904,132 |
| ILLINOIS MUT LIFE INS CO | IL | 1,442,321,916 | 229,780,561 | 11,217,574 | 105,391,587 | 106,819,650 |
| INDEPENDENCE LIFE & ANN CO | DE | 3,144,330,768 | 161,302,755 | 3,795,954 | (379,374) | 2,010,228 |
| INDIVIDUAL ASSUR CO LIFE HLTH & ACC | OK | 27,402,492 | 9,822,086 | 1,488,321 | 7,971,886 | 4,466,860 |
| INDUSTRIAL ALLIANCE INS & FIN SERV I | TX | 246,876,575 | 52,017,343 | 7,361,101 | 70,192,249 | 41,259,278 |
| INTEGRITY LIFE INS CO | OH | 9,210,212,750 | 87,575,863 | 44,994,444 | 845,693,395 | 1,093,465,394 |
| INVESTORS LIFE INS CO N AMER | TX | 609,443,458 | 56,078,667 | 797,119 | (100,763) | (2,099,608) |
| JACKSON NATL LIFE INS CO | MI | 228,787,767,819 | 3,884,108,506 | 2,796,634,606 | 19,004,545,846 | 15,146,250,714 |
| JEFFERSON NATL LIFE INS CO | TX | 5,816,939,393 | 34,703,056 | 66,283 | 1,049,410,703 | 391,119,197 |
| JOHN ALDEN LIFE INS CO | WI | 211,713,492 | 16,555,363 | 997,951 | (73,530) | (8,291,576) |
| JOHN HANCOCK LIFE & HLTH INS CO | MA | 14,006,751,955 | 891,919,940 | 63,513,163 | 686,458,803 | 187,368,269 |
| JOHN HANCOCK LIFE INS CO USA | MI | 242,823,222,605 | 8,109,361,021 | 2,301,718,713 | 18,286,469,580 | 17,078,948,782 |
| KANAWHA INS CO | SC | 2,387,159,879 | 137,650,369 | (18,330,877) | 150,598,933 | 197,673,869 |
| KANSAS CITY LIFE INS CO | MO | 3,411,332,781 | 307,500,640 | 14,439,589 | 300,740,306 | 375,381,445 |
| LAFAYETTE LIFE INS CO | OH | 5,435,898,633 | 317,979,609 | (898,519) | 558,401,406 | 608,625,779 |
| LANDCAR LIFE INS CO | UT | 28,701,348 | 21,216,620 | 714,715 | (9,495) | (681,464) |
| LANDMARK LIFE INS CO | TX | 46,492,403 | 4,862,863 | 679,827 | 7,749,865 | 5,851,113 |
| LIBERTY BANKERS LIFE INS CO | OK | 1,711,590,898 | 201,940,192 | 7,819,331 | 305,544,469 | 323,245,302 |
| LIBERTY LIFE ASSUR CO OF BOSTON | NH | 19,045,860,050 | 1,336,717,932 | 51,037,777 | 2,929,557,870 | 3,129,234,192 |
| LIBERTY NATL LIFE INS CO | NE | 7,411,619,732 | 542,289,922 | 130,556,001 | 819,686,433 | 52,488,296 |
| LIFE INS CO OF N AMER | PA | 8,900,699,529 | 1,798,235,101 | 295,207,200 | 3,730,450,711 | 2,770,320,904 |
| LIFE INS CO OF THE SOUTHWEST | TX | 18,743,433,149 | 1,207,625,420 | 86,027,027 | 1,769,299,350 | 2,070,361,170 |

Summary of Financial Condition as of December 31, 2017

LIFE AND DISABILITY INSURERS (continued)

| Company Name | State of Domicile | Admitted Assets | Capital & Surplus | Net Gain From Operations | Premium/Annuity Considerations | Incurred Benefits |
|---------------------------------|-------------------|-----------------|-------------------|--------------------------|--------------------------------|-------------------|
| LIFE OF THE SOUTH INS CO | GA | 103,038,119 | 19,254,772 | 4,069,178 | 62,482,029 | 18,407,348 |
| LIFECARE ASSUR CO | AZ | 2,438,447,661 | 64,490,602 | (18,932,892) | 238,377,838 | 313,621,649 |
| LIFEMAP ASSUR CO | OR | 97,152,592 | 47,626,850 | (635,127) | 84,319,314 | 52,972,556 |
| LIFESECURE INS CO | MI | 366,320,286 | 46,344,455 | (3,362,477) | 72,510,243 | 55,787,362 |
| LIFESHIELD NATL INS CO | OK | 78,732,715 | 26,229,696 | 1,291,057 | 36,789,720 | 21,637,713 |
| LIFEWISE ASSUR CO | WA | 168,178,319 | 128,206,577 | 20,310,596 | 129,991,490 | 86,373,797 |
| LINCOLN BENEFIT LIFE CO | NE | 11,231,297,814 | 42,580,120 | 55,283,169 | 111,011,556 | 233,913,417 |
| LINCOLN HERITAGE LIFE INS CO | IL | 970,044,646 | 87,952,389 | 1,482,522 | 340,512,641 | 204,860,346 |
| LINCOLN LIFE & ANN CO OF NY | NY | 14,783,893,100 | 1,187,344,706 | 237,927,044 | 1,338,151,443 | 1,052,958,320 |
| LINCOLN NATL LIFE INS CO | IN | 239,826,135,865 | 7,845,389,354 | 1,249,235,598 | 17,337,135,515 | 23,503,962,935 |
| LOMBARD INTL LIFE ASSUR CO | PA | 6,546,806,861 | 30,658,518 | (5,043,239) | 901,203,637 | 419,763,271 |
| LONDON LIFE REINS CO | PA | 203,991,749 | 58,266,869 | 955,530 | 1,142,877 | 2,045,117 |
| LONGEVITY INS CO | TX | 7,756,496 | 7,756,060 | (53,516) | - | - |
| LOYAL AMER LIFE INS CO | OH | 303,674,432 | 96,606,854 | 9,051,459 | 311,511,422 | 218,403,798 |
| LUMICO LIFE INS CO | MO | 53,148,138 | 42,170,078 | (1,203,774) | 3,599,040 | 3,036,836 |
| MADISON NATL LIFE INS CO INC | WI | 326,308,262 | 179,648,091 | 12,035,308 | 87,935,342 | 43,749,115 |
| MANHATTAN LIFE INS CO | NY | 581,099,083 | 54,111,018 | 9,095,939 | 90,121,064 | 99,433,772 |
| MANHATTAN NATL LIFE INS CO | OH | 155,911,845 | 10,527,945 | (1,143,947) | 60,647,303 | 61,827,554 |
| MANHATTAN LIFE ASSUR CO OF AMER | AR | 390,828,936 | 102,392,886 | 4,315,434 | 113,791,972 | 73,942,038 |
| MAPFRE LIFE INS CO | DE | 22,573,469 | 20,394,752 | (1,680,122) | (124,791) | 33,478 |
| MASSACHUSETTS MUT LIFE INS CO | MA | 240,063,222,121 | 15,705,216,653 | 474,127,655 | 17,461,646,567 | 23,624,272,733 |
| MEDAMERICA INS CO | PA | 960,229,075 | 31,157,870 | (8,578,506) | 62,220,074 | 105,828,431 |
| MEDICO CORP LIFE INS CO | IA | 65,574,341 | 22,324,431 | 332,070 | - | - |
| MEDICO INS CO | IA | 81,907,791 | 34,820,540 | 1,308,615 | 529,056 | 635,057 |
| MEDICO LIFE & HLTH INS CO | IA | 14,437,945 | 13,491,349 | 389,908 | - | - |
| MEMBERS LIFE INS CO | IA | 120,401,083 | 18,600,560 | 1,656,089 | - | - |
| MERIT LIFE INS CO | IN | 442,190,920 | 79,085,539 | 36,630,428 | 49,565,451 | (7,529,320) |
| METROPOLITAN LIFE INS CO | NY | 396,508,239,921 | 10,384,468,952 | 3,075,532,560 | 18,256,058,139 | 35,230,442,233 |
| METROPOLITAN TOWER LIFE INS CO | DE | 4,921,847,116 | 733,272,968 | 18,698,772 | 200,337,293 | 326,670,163 |
| MID WEST NATL LIFE INS CO OF TN | TX | 63,808,552 | 26,900,192 | 9,422,208 | 7,288,286 | 1,634,426 |
| MIDLAND NATL LIFE INS CO | IA | 56,495,202,539 | 3,414,062,822 | 495,437,671 | 4,043,382,525 | 5,627,734,444 |
| MIDWESTERN UNITED LIFE INS CO | IN | 232,387,362 | 124,194,303 | (6,564,735) | 2,933,032 | 15,749,049 |
| MINNESOTA LIFE INS CO | MN | 46,433,636,202 | 3,059,925,528 | 7,728,275 | 7,586,644,877 | 7,558,572,674 |
| MML BAY STATE LIFE INS CO | CT | 4,960,548,191 | 295,306,367 | 14,803,294 | 1,590,674 | 47,523,242 |
| MONY LIFE INS CO | NY | 7,224,168,985 | 433,752,187 | 61,076,554 | 231,091,993 | 367,867,406 |

Summary of Financial Condition as of December 31, 2017

LIFE AND DISABILITY INSURERS (continued)

| Company Name | State of Domicile | Admitted Assets | Capital & Surplus | Net Gain From Operations | Premium/Annuity Considerations | Incurred Benefits |
|-------------------------------------|-------------------|-----------------|-------------------|--------------------------|--------------------------------|-------------------|
| MONEY LIFE INS CO OF AMER | AZ | 3,735,094,259 | 302,663,664 | (35,619,837) | 519,378,850 | 343,876,481 |
| MUNICH AMER REASSUR CO | GA | 7,622,746,606 | 718,531,313 | (75,953,604) | 849,312,632 | 628,072,144 |
| MUNIC RE US LIFE CORP | GA | 10,858,228 | 8,554,599 | 517,677 | - | (72,939) |
| MUTUAL OF AMER LIFE INS CO | NY | 21,184,908,181 | 983,301,479 | 24,690,095 | 2,710,136,956 | 2,608,953,499 |
| MUTUAL OF OMAHA INS CO | NE | 7,824,432,993 | 3,189,640,769 | (4,946,370) | 3,036,470,201 | 2,378,067,252 |
| MUTUAL TRUST LIFE INS CO A PAN AMER | IL | 2,015,450,035 | 145,033,396 | 1,581,924 | 186,135,520 | 206,993,664 |
| NATIONAL BENEFIT LIFE INS CO | NY | 539,510,449 | 155,296,616 | 15,183,801 | 82,751,275 | 48,088,989 |
| NATIONAL FARMERS UNION LIFE INS CO | TX | 198,957,960 | 44,559,809 | 4,904,502 | 6,271,977 | 8,436,618 |
| NATIONAL GUARDIAN LIFE INS CO | WI | 3,884,371,624 | 322,553,724 | 29,941,387 | 603,423,484 | 515,850,996 |
| NATIONAL HLTH INS CO | TX | 50,816,634 | 14,625,760 | 2,989,258 | 9,613,608 | 673,940 |
| NATIONAL LIFE INS CO | VT | 9,500,039,488 | 2,015,645,498 | 31,212,566 | (43,244,596) | 43,818,929 |
| NATIONAL TEACHERS ASSOC LIFE INS CO | TX | 544,868,776 | 115,875,872 | 19,734,969 | 130,684,846 | 64,357,529 |
| NATIONAL WESTERN LIFE INS CO | CO | 11,149,824,971 | 1,374,553,967 | 127,316,560 | 863,100,781 | 1,173,798,400 |
| NATIONWIDE LIFE & ANN INS CO | OH | 20,608,277,399 | 1,339,569,758 | (422,845,786) | 5,655,271,185 | 5,248,410,876 |
| NATIONWIDE LIFE INS CO | OH | 145,669,698,440 | 5,949,323,388 | 1,440,097,058 | 10,402,446,856 | 14,124,545,555 |
| NATL FOUNDATION LIFE INS CO | TX | 38,869,518 | 21,672,225 | 5,431,721 | 53,721,601 | 26,780,516 |
| NEW ENGLAND LIFE INS CO | MA | 10,160,610,197 | 482,527,467 | 65,713,281 | 153,800,192 | 453,652,023 |
| NEW YORK LIFE INS & ANN CORP | DE | 152,850,586,517 | 9,186,883,319 | 618,606,553 | 13,315,769,239 | 15,458,575,581 |
| NEW YORK LIFE INS CO | NY | 176,765,547,689 | 20,356,950,396 | 1,570,722,134 | 15,070,047,907 | 16,955,975,714 |
| NIPPON LIFE INS CO OF AMER | IA | 220,700,957 | 139,707,400 | 1,426,513 | 311,465,920 | 250,022,347 |
| NORTH AMER CO LIFE & HLTH INS | IA | 25,607,482,198 | 1,361,379,125 | 121,430,665 | 2,443,518,111 | 3,364,128,652 |
| NORTH CAROLINA MUT LIFE INS CO | NC | 29,991,977 | (25,246,385) | (1,867,115) | 16,997,464 | 15,756,393 |
| NORTHWESTERN LONG TERM CARE INS CO | WI | 200,551,434 | 104,107,282 | 7,381,623 | (72,254) | 284,231 |
| NORTHWESTERN MUT LIFE INS CO | WI | 265,048,751,894 | 20,850,229,022 | 924,272,655 | 17,698,732,274 | 19,031,369,848 |
| NYLIFE INS CO OF AZ | AZ | 177,178,291 | 110,303,263 | 9,880,152 | 14,794,902 | 3,920,956 |
| OCCIDENTAL LIFE INS CO OF NC | TX | 257,577,001 | 26,994,110 | 487,416 | 43,231,414 | 32,769,634 |
| OHIO NATL LIFE ASSUR CORP | OH | 3,978,267,795 | 283,913,228 | 41,800,341 | 158,305,669 | 227,869,992 |
| OHIO NATL LIFE INS CO | OH | 31,676,736,483 | 1,101,550,106 | 112,418,179 | 1,841,232,806 | 2,903,881,266 |
| OHIO STATE LIFE INS CO | TX | 12,600,342 | 10,243,613 | (128,306) | - | - |
| OLD AMER INS CO | MO | 261,158,289 | 22,560,718 | 318,493 | 86,509,865 | 55,656,254 |
| OLD REPUBLIC LIFE INS CO | IL | 122,654,646 | 34,846,673 | 1,634,456 | 18,166,965 | 11,359,626 |
| OLD UNITED LIFE INS CO | AZ | 84,730,971 | 47,756,062 | 2,868,625 | 6,095,625 | (1,206,445) |
| OMAHA HLTH INS CO | NE | 17,109,780 | 16,354,250 | (344,504) | - | - |

Summary of Financial Condition as of December 31, 2017

LIFE AND DISABILITY INSURERS (continued)

| Company Name | State of Domicile | Admitted Assets | Capital & Surplus | Net Gain From Operations | Premium/Annuity Considerations | Incurred Benefits |
|-----------------------------------|-------------------|-----------------|-------------------|--------------------------|--------------------------------|-------------------|
| OPTUM INS OF OH INC | OH | 185,935,612 | 47,880,336 | 14,438,628 | - | - |
| OXFORD LIFE INS CO | AZ | 1,954,630,134 | 195,931,180 | 10,496,240 | 404,965,762 | 438,843,726 |
| PACIFIC GUARDIAN LIFE INS CO LTD | HI | 533,887,893 | 102,393,059 | 3,954,708 | 74,435,447 | 66,025,321 |
| PACIFIC LIFE & ANN CO | AZ | 7,125,281,307 | 540,619,186 | 48,842,524 | 520,554,180 | 700,388,765 |
| PACIFIC LIFE INS CO | NE | 128,652,330,890 | 9,312,882,048 | 783,909,230 | 9,267,943,761 | 13,012,140,671 |
| PACIFICARE LIFE & HLTH INS CO | IN | 187,324,791 | 181,480,413 | 3,408,636 | 13,594,806 | 9,959,380 |
| PAN AMER ASSUR CO | LA | 25,117,506 | 18,834,507 | 507,154 | 32,022 | 423,606 |
| PAN AMER LIFE INS CO | LA | 1,221,125,353 | 234,123,709 | 13,941,526 | 212,904,088 | 144,719,845 |
| PARK AVENUE LIFE INS CO | DE | 236,503,204 | 41,186,135 | 4,993,980 | 1,789,699 | 7,270,044 |
| PARKER CENTENNIAL ASSUR CO | WI | 91,795,037 | 46,835,406 | 1,932,703 | 2,263,941 | 3,773,976 |
| PARTNERRE LIFE REINS CO OF AMER | AR | 53,212,209 | 23,424,828 | (3,673,521) | 5,815,243 | 8,882,794 |
| PAUL REVERE LIFE INS CO | MA | 3,570,570,280 | 177,342,451 | 60,863,461 | 93,785,821 | (65,938,560) |
| PAVONIA LIFE INS CO OF MI | MI | 1,034,531,227 | 66,638,585 | 1,058,324 | 51,572,765 | 86,294,098 |
| PENN INS & ANN CO | DE | 5,320,951,441 | 431,547,847 | (16,992,196) | 701,183,379 | 826,131,256 |
| PENN MUT LIFE INS CO | PA | 20,669,408,859 | 1,697,400,136 | 27,413,358 | 821,804,289 | 1,516,350,028 |
| PHILADELPHIA AMER LIFE INS CO | TX | 284,848,133 | 35,529,898 | 4,255,711 | 157,179,448 | 117,677,897 |
| PHL VARIABLE INS CO | CT | 6,319,314,038 | 184,097,155 | 34,034,887 | 320,922,423 | 682,843,963 |
| PHOENIX LIFE & ANN CO | CT | 31,145,822 | 10,240,612 | (658,919) | (363,325) | 1,954,663 |
| PHOENIX LIFE INS CO | NY | 12,478,180,657 | 449,246,158 | 62,132,888 | 289,701,978 | 537,872,773 |
| PHYSICIANS LIFE INS CO | NE | 1,632,082,414 | 151,393,571 | 9,637,640 | 268,148,399 | 257,397,532 |
| PHYSICIANS MUT INS CO | NE | 2,291,892,719 | 951,171,024 | 40,649,021 | 436,194,407 | 331,533,963 |
| PIONEER AMER INS CO | TX | 68,668,863 | 21,266,891 | (2,993,854) | 24,034,513 | 11,019,638 |
| PIONEER MUT LIFE INS CO | ND | 517,858,469 | 37,487,686 | (6,807,631) | 19,129,925 | 43,404,909 |
| PIONEER SECURITY LIFE INS CO | TX | 80,575,612 | 48,969,127 | (2,229,628) | 19,297,509 | 8,686,728 |
| PLATEAU INS CO | TN | 26,914,210 | 13,683,384 | 596,719 | 17,078,930 | 5,695,950 |
| PRIMERICA LIFE INS CO | TN | 1,493,750,237 | 598,000,969 | 398,800,418 | 290,976,510 | 30,248,393 |
| PRINCIPAL LIFE INS CO | IA | 189,004,019,559 | 4,946,775,893 | 1,122,464,040 | 8,339,618,528 | 9,136,825,856 |
| PRINCIPAL NATL LIFE INS CO | IA | 316,903,642 | 148,871,537 | (3,899,056) | 6,432 | 53 |
| PROFESSIONAL INS CO | TX | 109,630,571 | 44,958,180 | 4,370,568 | 21,566,651 | 13,760,382 |
| PROTECTIVE LIFE INS CO | TN | 47,662,817,708 | 4,282,276,674 | 853,215,964 | 2,409,924,555 | 3,747,602,305 |
| PROVIDENT AMER LIFE & HLTH INS CO | OH | 8,992,548 | 6,783,634 | 1,367,133 | 7,372,111 | 5,099,897 |
| PROVIDENT LIFE & ACCIDENT INS CO | TN | 8,033,954,711 | 605,033,572 | 163,553,924 | 769,337,901 | 344,768,317 |
| PROVIDENT LIFE & CAS INS CO | TN | 746,724,142 | 150,166,019 | 25,993,102 | 92,164,026 | 63,174,092 |
| PRUCO LIFE INS CO | AZ | 122,428,297,168 | 1,364,889,143 | (479,793,523) | 1,770,710,344 | 2,805,875,492 |
| PRUDENTIAL ANN LIFE ASSUR CORP | AZ | 58,738,657,285 | 8,058,927,524 | 5,786,208,235 | 5,247,399,981 | 6,314,998,801 |

Summary of Financial Condition as of December 31, 2017

LIFE AND DISABILITY INSURERS (continued)

| Company Name | State of Domicile | Admitted Assets | Capital & Surplus | Net Gain From Operations | Premium/Annuity Considerations | Incurred Benefits |
|-------------------------------------|-------------------|-----------------|-------------------|--------------------------|--------------------------------|-------------------|
| PRUDENTIAL INS CO OF AMER | NJ | 266,164,441,118 | 9,948,271,953 | 505,276,164 | 25,303,812,518 | 31,559,907,046 |
| PRUDENTIAL RETIREMENT INS & ANN CO | CT | 75,337,789,568 | 1,056,763,271 | 116,655,832 | 884,324,607 | 1,587,721,926 |
| PURITAN LIFE INS CO OF AMER | TX | 119,417,225 | 18,333,549 | (1,569,182) | 23,440,682 | 23,625,704 |
| PYRAMID LIFE INS CO | KS | 72,400,763 | 15,547,883 | 2,792,586 | 14,297,622 | 11,353,481 |
| RELIABLE LIFE INS CO | MO | 21,477,198 | 11,071,600 | 671,404 | - | - |
| RELiance STANDARD LIFE INS CO | IL | 12,172,528,694 | 1,152,037,333 | 131,118,071 | 2,202,771,059 | 2,223,681,194 |
| RELIASTAR LIFE INS CO | MN | 19,910,111,149 | 1,483,076,450 | 236,750,116 | 633,114,891 | 1,050,165,871 |
| RELIASTAR LIFE INS CO OF NY | NY | 3,016,749,381 | 272,686,329 | (16,022,757) | 146,141,509 | 359,186,368 |
| RESERVE NATL INS CO | OK | 121,529,648 | 24,812,619 | (9,301,624) | 152,537,032 | 93,753,179 |
| RESOURCE LIFE INS CO | IL | 6,973,695 | 6,703,344 | 20,395 | - | - |
| RGA REINS CO | MO | 33,356,073,756 | 1,584,007,162 | 171,754,142 | 4,286,352,779 | 4,303,893,084 |
| RIVERSOURCE LIFE INS CO | MN | 107,010,085,641 | 2,390,031,936 | 958,103,115 | 5,082,759,856 | 8,948,075,031 |
| RX LIFE INS CO | AZ | 9,435,204 | 8,999,261 | 655,621 | 3,974,550 | (87,031,830) |
| S USA LIFE INS CO INC | AZ | 17,472,893 | 8,037,186 | (134,033) | 4,159,713 | 1,536,165 |
| SAGICOR LIFE INS CO | TX | 1,115,003,358 | 72,499,234 | (13,268,574) | 84,465,124 | 110,327,000 |
| SCOR GLOBAL LIFE AMER REINS CO | DE | 1,112,021,322 | 208,005,546 | 9,105,330 | 130,533,151 | 169,797,243 |
| SCOR GLOBAL LIFE RE INS CO OF DE | DE | 375,379,677 | 97,352,764 | (1,535,579) | 75,912,325 | 87,807,823 |
| SCOR GLOBAL LIFE USA REINS CO | DE | 817,305,617 | 277,137,518 | (16,528,054) | 133,802,257 | 170,774,895 |
| SECURIAN LIFE INS CO | MN | 775,744,653 | 305,292,367 | 365,483 | 238,910,018 | 218,237,689 |
| SECURITY BENEFIT LIFE INS CO | KS | 33,099,466,893 | 1,900,626,588 | 182,086,212 | 2,951,390,480 | 4,006,320,527 |
| SECURITY LIFE OF DENVER INS CO | CO | 14,548,176,466 | 950,512,595 | 52,759,287 | 693,382,516 | 875,544,327 |
| SECURITY MUT LIFE INS CO OF NY | NY | 2,751,868,197 | 155,879,122 | 5,444,839 | 204,718,352 | 297,826,780 |
| SECURITY NATL LIFE INS CO | UT | 584,658,216 | 36,281,485 | 343,867 | 81,290,298 | 64,425,911 |
| SENIOR HLTH INS CO OF PA | PA | 2,688,468,510 | 12,649,166 | (20,441,597) | 45,462,246 | 120,284,834 |
| SENIOR LIFE INS CO | GA | 57,658,860 | 11,258,718 | (496,930) | 22,711,109 | 12,105,468 |
| SENTINEL SECURITY LIFE INS CO | UT | 798,876,166 | 39,437,291 | 2,023,534 | 28,813,812 | 27,713,746 |
| SENTRY LIFE INS CO | WI | 6,958,148,075 | 272,885,619 | 26,311,423 | 751,947,462 | 577,278,771 |
| SETTLERS LIFE INS CO | WI | 415,500,459 | 44,311,196 | 2,702,750 | 53,239,846 | 47,133,474 |
| SHELTERPOINT INS CO | FL | 8,638,580 | 8,011,497 | (405,975) | - | - |
| STANDARD INS CO | OR | 23,952,005,630 | 1,108,369,208 | 177,729,704 | 4,300,261,130 | 4,362,425,196 |
| STANDARD LIFE & ACCIDENT INS CO | TX | 521,568,210 | 289,468,921 | 7,731,616 | 98,320,136 | 72,031,128 |
| STANDARD SECURITY LIFE INS CO OF NY | NY | 131,485,847 | 65,599,564 | 3,088,226 | 80,337,989 | 39,661,265 |
| STARMOUNT LIFE INS CO | LA | 79,850,698 | 37,449,357 | (2,048,922) | 179,671,053 | 125,210,271 |
| STATE FARM HLTH INS CO | IL | 8,349,912 | 8,300,178 | (38,398) | - | - |
| STATE FARM LIFE INS CO | IL | 73,080,002,873 | 10,904,704,176 | 418,746,840 | 5,018,729,018 | 5,446,186,721 |

Summary of Financial Condition as of December 31, 2017

LIFE AND DISABILITY INSURERS (continued)

| Company Name | State of Domicile | Admitted Assets | Capital & Surplus | Net Gain From Operations | Premium/Annuity Considerations | Incurred Benefits |
|------------------------------------|-------------------|-----------------|-------------------|--------------------------|--------------------------------|-------------------|
| STATE LIFE INS CO | IN | 7,828,025,179 | 438,810,801 | 19,242,735 | 31,275,058 | 923,291,516 |
| STATE MUT INS CO | GA | 267,275,674 | 29,054,213 | (1,669,594) | (33,058,288) | 3,045,203 |
| STERLING INVESTORS LIFE INS CO | IN | 54,554,010 | 9,753,320 | (420,707) | 28,140,842 | 26,454,121 |
| STERLING LIFE INS CO | IL | 35,411,044 | 14,409,646 | 6,194,059 | 68,058,960 | 48,775,709 |
| SUN LIFE & HLTH INS CO | MI | 943,156,283 | 129,893,681 | (67,682,049) | 644,600,522 | 605,208,246 |
| SUNSET LIFE INS CO OF AMER | MO | 316,291,710 | 25,227,851 | (3,653,207) | 9,136,975 | 23,575,011 |
| SURETY LIFE INS CO | NE | 19,081,489 | 18,545,769 | (417,862) | - | - |
| SWISS RE LIFE & HLTH AMER INC | MO | 14,134,080,316 | 1,157,411,475 | 140,634,644 | 2,548,528,736 | 2,323,226,749 |
| SYMETRA LIFE INS CO | IA | 36,482,771,553 | 2,218,910,267 | 172,100,808 | 4,116,221,229 | 4,794,244,949 |
| SYMETRA NATL LIFE INS CO | IA | 17,261,952 | 10,885,568 | 255,580 | 199,882 | 159,246 |
| TEACHERS INS & ANN ASSOC OF AMER | NY | 295,146,995,196 | 36,336,069,438 | 1,617,970,072 | 15,386,524,717 | 22,190,076,040 |
| TEXAS LIFE INS CO | TX | 1,158,070,028 | 74,390,361 | 36,996,052 | 254,904,623 | 166,441,683 |
| THE CINCINNATI LIFE INS CO | OH | 4,407,172,258 | 195,138,127 | 12,633,505 | 272,848,525 | 349,599,255 |
| THE SAVINGS BANK LIFE INS CO OF MA | MA | 3,032,422,202 | 202,522,522 | 24,561,250 | 140,500,955 | 180,143,566 |
| THRIVENT LIFE INS CO | WI | 3,840,581,059 | 156,553,513 | 8,336,803 | 130,830,859 | 331,911,018 |
| TIAA CREF LIFE INS CO | NY | 12,556,662,557 | 411,540,841 | 27,336,602 | 734,602,544 | 599,846,092 |
| TIER ONE INS CO | OK | 9,152,942 | 9,181,603 | 55,468 | - | - |
| TIME INS CO | WI | 82,227,232 | 42,523,121 | 44,902,520 | 6,656,807 | (56,126,639) |
| TOWN & COUNTRY LIFE INS CO | UT | 7,739,128 | 4,998,883 | 493,451 | 4,936,775 | 3,271,357 |
| TRANS WORLD ASSUR CO | CA | 346,792,447 | 86,328,954 | 3,074,975 | 11,356,878 | 13,912,589 |
| TRANSAMERICA ADVISORS LIFE INS CO | AR | 8,261,497,612 | 731,065,399 | 226,423,717 | 6,495,910 | 574,143,672 |
| TRANSAMERICA FINANCIAL LIFE INS CO | NY | 34,192,478,608 | 1,050,385,433 | 229,596,617 | 5,150,000,481 | 5,839,028,019 |
| TRANSAMERICA LIFE INS CO | IA | 125,308,205,260 | 5,411,708,765 | 1,044,694,055 | (3,259,752,999) | 2,685,650,212 |
| TRANSAMERICA PREMIER LIFE INS CO | IA | 49,940,760,547 | 1,593,266,390 | (719,444,814) | 2,250,493,282 | 6,219,473,887 |
| TRUSTMARK INS CO | IL | 1,547,984,610 | 323,810,375 | 19,174,224 | 343,308,515 | 188,097,301 |
| TRUSTMARK LIFE INS CO | IL | 302,960,551 | 164,370,728 | 15,405,895 | 112,563,633 | 78,982,019 |
| UBS LIFE INS CO USA | CA | 42,039,638 | 40,549,521 | 530,988 | 70,043 | 15,165,312 |
| UNICARE LIFE & HLTH INS CO | IN | 283,900,568 | 70,090,890 | 8,640,611 | 312,720,028 | 304,646,186 |
| UNIFIED LIFE INS CO | TX | 208,010,160 | 24,982,732 | 219,711 | 45,988,189 | 40,443,337 |
| UNIMERICA INS CO | WI | 502,546,056 | 186,053,155 | 31,435,824 | 874,338,955 | 795,647,121 |
| UNION FIDELITY LIFE INS CO | KS | 20,435,400,997 | 536,557,569 | (1,213,411,254) | 263,903,758 | 2,846,589,144 |
| UNION LABOR LIFE INS CO | MD | 3,614,226,098 | 94,228,998 | 9,160,631 | 138,138,208 | 108,562,777 |
| UNION SECURITY INS CO | KS | 2,698,740,975 | 113,886,254 | 104,473,292 | 4,137,652 | 4,442,742 |
| UNITED AMER INS CO | NE | 766,690,928 | 162,034,285 | 88,077,204 | 481,428,698 | 332,926,705 |
| UNITED BENEFIT LIFE INS CO | OH | 3,205,723 | 3,161,547 | 215,251 | - | - |

Summary of Financial Condition as of December 31, 2017

LIFE AND DISABILITY INSURERS (continued)

| Company Name | State of Domicile | Admitted Assets | Capital & Surplus | Net Gain From Operations | Premium/Annuity Considerations | Incurred Benefits |
|--------------------------------------|-------------------|-----------------|-------------------|--------------------------|--------------------------------|-------------------|
| UNITED FIDELITY LIFE INS CO | TX | 802,933,326 | 520,019,989 | 30,426,460 | 6,313,462 | 10,244,575 |
| UNITED HERITAGE LIFE INS CO | ID | 574,231,132 | 63,322,618 | 5,124,260 | 75,441,786 | 75,173,710 |
| UNITED HOME LIFE INS CO | IN | 92,790,507 | 19,459,796 | (172,032) | 20,892,516 | 11,236,582 |
| UNITED INS CO OF AMER | IL | 3,833,583,604 | 421,803,907 | 79,285,310 | 362,476,966 | 246,457,760 |
| UNITED LIFE INS CO | IA | 1,497,954,597 | 144,532,743 | 3,966,886 | 123,268,890 | 155,410,791 |
| UNITED NATL LIFE INS CO OF AMER | IL | 28,669,297 | 6,590,208 | 1,709,878 | 17,519,214 | 7,987,283 |
| UNITED OF OMAHA LIFE INS CO | NE | 22,803,249,276 | 1,605,717,331 | 73,575,532 | 4,024,608,871 | 3,448,731,798 |
| UNITED SECURITY ASSUR CO OF PA | PA | 23,871,815 | 11,614,401 | 280,997 | 7,362,538 | 3,790,552 |
| UNITED STATES LIFE INS CO IN THE CIT | NY | 29,430,505,147 | 1,756,400,108 | 142,249,111 | 1,297,700,719 | 2,008,285,890 |
| UNITED WORLD LIFE INS CO | NE | 122,764,222 | 48,722,110 | 1,908,616 | 1,264,226 | 2,410,293 |
| UNITEDHEALTHCARE INS CO | CT | 19,617,542,351 | 6,355,210,564 | 2,565,744,640 | 50,538,608,765 | 40,552,584,195 |
| UNITEDHEALTHCARE LIFE INS CO | WI | 224,228,879 | 142,938,953 | 32,091,501 | 435,631,842 | 328,137,397 |
| UNITY FINANCIAL LIFE INS CO | OH | 268,788,204 | 15,160,957 | 1,299,133 | 47,501,103 | 44,099,671 |
| UNIVERSAL GUAR LIFE INS CO | OH | 343,279,143 | 54,717,987 | (261,048) | 5,638,388 | 12,830,603 |
| UNUM INS CO | ME | 60,003,999 | 46,092,562 | 1,867,938 | - | 294,969 |
| UNUM LIFE INS CO OF AMER | ME | 21,455,000,311 | 1,728,041,069 | 375,308,602 | 3,486,231,477 | 1,792,364,821 |
| US BR GREAT WEST LIFE ASSUR CO | MI | 75,006,730 | 24,027,374 | 2,614,974 | 2,799,408 | 2,992,609 |
| US BR SUN LIFE ASSUR CO OF CANADA | MI | 19,086,124,097 | 916,921,625 | 201,794,379 | 1,789,413,624 | 1,300,285,642 |
| US BUSINESS OF CANADA LIFE ASSUR CO | MI | 4,581,812,297 | 147,132,078 | (3,131,689) | 134,578,534 | 91,186,706 |
| US FINANCIAL LIFE INS CO | OH | 541,434,714 | 73,380,877 | 8,963,455 | 35,961,247 | 60,288,752 |
| USAA LIFE INS CO | TX | 24,666,800,359 | 2,466,681,673 | 254,929,535 | 1,530,228,875 | 2,184,175,015 |
| USABLE LIFE | AR | 535,278,842 | 278,073,988 | 34,352,513 | 586,069,175 | 397,156,656 |
| VANTIS LIFE INS CO | CT | 421,854,852 | 45,046,638 | (2,003,163) | 184,815,529 | 179,830,226 |
| VARIABLE ANN LIFE INS CO | TX | 81,664,956,163 | 2,799,963,965 | 739,467,368 | 4,179,018,419 | 6,897,230,732 |
| VOYA INS & ANN CO | IA | 58,725,077,666 | 1,835,151,890 | 1,197,366,536 | 1,806,704,819 | 8,213,354,651 |
| VOYA RETIREMENT INS & ANN CO | CT | 104,542,944,436 | 1,792,721,239 | 230,836,824 | 12,592,455,157 | 12,569,494,784 |
| WASHINGTON NATL INS CO | IN | 5,418,462,135 | 373,249,070 | 33,541,970 | 688,911,010 | 652,356,298 |
| WEST COAST LIFE INS CO | NE | 5,244,818,868 | 400,927,746 | 70,608,920 | (21,134,318) | 107,283,788 |
| WESTERN & SOUTHERN LIFE INS CO | OH | 10,551,450,711 | 5,099,339,253 | 267,180,497 | 246,746,351 | 421,617,817 |
| WESTERN SOUTHERN LIFE ASSUR CO | OH | 12,452,454,726 | 980,556,292 | 75,808,127 | 1,177,882,614 | 1,336,901,079 |
| WESTERN UNITED LIFE ASSUR CO | WA | 1,201,031,675 | 78,005,567 | 7,155,602 | 138,548,945 | 167,069,657 |
| WILCAC LIFE INS CO | IL | 2,378,268,726 | 143,175,752 | 12,594,984 | (1,561,934,330) | (1,359,420,302) |
| WILCO LIFE INS CO | IN | 2,902,241,502 | 113,827,506 | 2,355,493 | 108,712,703 | 214,291,518 |
| WILLIAM PENN LIFE INS CO OF NY | NY | 1,185,243,825 | 110,050,622 | 34,748,483 | 24,002,442 | 3,795,776 |
| WILTON REASSUR CO | MIN | 15,004,137,828 | 655,690,555 | 24,833,616 | 190,077,293 | 281,360,554 |

Summary of Financial Condition as of December 31, 2017

| LIFE AND DISABILITY INSURERS (continued) | | | | | | |
|--|-------------------|-----------------|-------------------|--------------------------|--------------------------------|-------------------|
| Company Name | State of Domicile | Admitted Assets | Capital & Surplus | Net Gain From Operations | Premium/Annuity Considerations | Incurred Benefits |
| WILTON REASSUR LIFE CO OF NY | NY | 895,758,488 | 92,866,976 | 8,098,664 | 14,222,290 | 40,018,589 |
| ZALE LIFE INS CO | AZ | 12,178,480 | 10,442,478 | 460,190 | 8,673 | (2,024) |
| ZURICH AMER LIFE INS CO | IL | 14,226,526,191 | 119,576,491 | (33,368,688) | 1,579,853,737 | 436,540,649 |

Summary of Financial Condition as of December 31, 2017

| PROPERTY AND CASUALTY INSURERS | | | | | | | | | |
|---------------------------------|-------------------|-----------------|-------------------|------------|----------------------|--------------------|----------------|------------------------|-------------------------|
| Company Name | State of Domicile | Admitted Assets | Capital & Surplus | Net Income | Net Premiums Written | Net Losses and LAE | Other Expenses | Net Loss and LAE Ratio | Net Other Expense Ratio |
| 21ST CENTURY ASSUR CO | DE | 70491274 | 70445092 | 644105 | 0 | 0 | 0 | 0 | 0 |
| 21ST CENTURY CAS CO | CA | 12453466 | 12453466 | 73241 | 0 | 0 | 0 | 0 | 0 |
| 21ST CENTURY CENTENNIAL INS CO | PA | 601136860 | 601059126 | 5103559 | 0 | 0 | 0 | 0 | 0 |
| 21ST CENTURY IND INS CO | PA | 69280394 | 69261440 | 1745451 | 0 | 0 | 0 | 0 | 0 |
| 21ST CENTURY INS CO | CA | 997852134 | 996135409 | 24018401 | 0 | 0 | 0 | 0 | 0 |
| 21ST CENTURY INS CO OF THE SW | TX | 6928723 | 6920641 | 490718 | 0 | 0 | 0 | 0 | 0 |
| 21ST CENTURY N AMER INS CO | NY | 594567019 | 572063712 | 7546709 | 0 | 1389467 | 0 | 0 | 0 |
| 21ST CENTURY PREMIER INS CO | PA | 289310570 | 289293224 | 4566239 | 0 | 0 | 0 | 0 | 0 |
| 21ST CENTURY SECURITY INS CO | PA | 200768319 | 200609701 | 1995298 | 0 | 0 | 0 | 0 | 0 |
| ACA FIN GUAR CORP | MD | 266916037 | 56333418 | 14264952 | 11155 | 10010624 | 8520828 | 53.176 | 45.263 |
| ACADIA INS CO | NH | 164250334 | 53587214 | 798283 | 0 | 0 | 0 | 0 | 0 |
| ACCEPTANCE CAS INS CO | NE | 162478380 | 67232082 | 302496 | 61159260 | 39942458 | 18770012 | 73.292 | 34.442 |
| ACCIDENT FUND GEN INS CO | MI | 250796192 | 72196099 | 5067591 | 0 | 0 | 0 | 0 | 0 |
| ACCIDENT FUND INS CO OF AMER | MI | 3664536365 | 994709001 | 126338943 | 1319136991 | 760493929 | 333421106 | 59.807 | 26.221 |
| ACCIDENT FUND NATL INS CO | MI | 194621596 | 83554444 | 7019580 | 0 | 0 | 0 | 0 | 0 |
| ACCREDITED SURETY & GAS CO INC | FL | 148717062 | 54463404 | 3386668 | 8625906 | 159423 | 9492180 | 1.883 | 112.115 |
| ACE AMER INS CO | PA | 13605973247 | 2531806752 | 401018243 | 2002607046 | 1655606299 | 346748741 | 83.918 | 17.576 |
| ACE FIRE UNDERWRITERS INS CO | PA | 119883232 | 78070851 | 1352995 | 10824903 | 8949197 | 1874318 | 83.918 | 17.576 |
| ACE PROP & CAS INS CO | PA | 8693129945 | 1970320147 | 157854246 | 1894358006 | 1566115162 | 328005558 | 83.918 | 17.576 |
| ACIG INS CO | IL | 503401695 | 142970908 | 4897177 | 78043682 | 53029019 | 31648870 | 75.616 | 45.129 |
| ACSTAR INS CO | IL | 52610323 | 23596072 | 1629410 | 798280 | -175789 | 1091328 | -20.383 | 126.543 |
| ACUTY A MUT INS CO | WI | 3960072616 | 1819775095 | 145808983 | 1374301370 | 826796220 | 430001503 | 61.963 | 32.226 |
| ADM INS CO | AZ | 103096916 | 23144385 | -729529 | 0 | 0 | 2929700 | 0 | 0 |
| ADMIRAL IND CO | DE | 59498249 | 42759376 | 880966 | 0 | 0 | 0 | 0 | 0 |
| ADVANTAGE WORKERS COMP INS CO | IN | 508062490 | 215493594 | 5624448 | 68249203 | 45019421 | 19611716 | 66.2 | 28.839 |
| AEGIS SECURITY INS CO | PA | 148678800 | 53738568 | -2819615 | 104301350 | 40795413 | 52623492 | 47.557 | 61.346 |
| AETNA INS CO OF CT | CT | 16349605 | 15917890 | 274355 | 0 | -18209 | 142412 | 0 | 0 |
| AFFILIATED FM INS CO | RI | 3163024048 | 1779872466 | -16950636 | 457886668 | 456723059 | 122940362 | 103.28 | 27.801 |
| AGCS MARINE INS CO | IL | 312118355 | 196537352 | 9976296 | 0 | 0 | 0 | 0 | 0 |
| AGRI GEN INS CO | IA | 99693131 | 87779023 | 3804356 | 0 | 2968695 | -2843949 | 0 | 0 |
| AIG ASSUR CO | IL | 35074620 | 34358289 | 906170 | 0 | 0 | 0 | 0 | 0 |
| AIG PROP CAS CO | PA | 444034016 | 416757221 | 203840412 | -481948123 | 147206002 | -80043505 | 0 | 0 |
| AIOI NISSAY DOWA INS CO OF AMER | NY | 137733942 | 64058049 | 2645340 | 25162430 | 15668176 | 7316251 | 62.928 | 29.384 |
| AIU INS CO | NY | 80405474 | 77340849 | 14774308 | 1 | 0 | 0 | 0 | 0 |
| ALAMANCE INS CO | IL | 466307574 | 370495440 | 9068982 | 29772244 | 13022601 | 16241748 | 46.026 | 57.404 |
| ALASKA NATL INS CO | AK | 1004700198 | 480315879 | 59383263 | 226846908 | 106207835 | 62734649 | 48.164 | 28.449 |
| ALEA NORTH AMERICA INS CO | NY | 189680388 | 54010827 | -2273526 | 3786 | -839302 | 552862 | -22168.568 | 14602.8 |
| ALL AMER INS CO | OH | 291615248 | 156623636 | 5762661 | 106496416 | 66279153 | 35513960 | 65 | 34.829 |
| ALLAUGHENY CAS CO | NI | 36099392 | 22640999 | 612600 | 29392711 | 2425 | 28784853 | 0.008 | 97.929 |
| ALLIANCE INS CO INC | KS | 25663972 | 11738173 | 282238 | 15909380 | 10617672 | 4870090 | 68.697 | 31.51 |
| ALLIANZ GLOBAL RISKS US INS CO | IL | 7625636318 | 1850575549 | 226946152 | 2048503893 | 1498859154 | 759897489 | 77.196 | 39.137 |
| ALLIED INS CO OF AMER | OH | 78291264 | 14367388 | 130615 | 0 | 0 | 0 | 0 | 0 |
| ALLIED PROP & CAS INS CO | IA | 400342288 | 60448800 | 2198899 | 0 | 0 | 0 | 0 | 0 |
| ALLIED WORLD INS CO | NH | 1788067367 | 1011615814 | -12872434 | 196538257 | 168170015 | 57761895 | 85.632 | 29.412 |
| ALLIED WORLD NATL ASSUR CO | NH | 320916684 | 153732798 | -3166645 | 43675168 | 37371115 | 12836011 | 85.632 | 29.412 |

Summary of Financial Condition as of December 31, 2017

| PROPERTY AND CASUALTY INSURERS (continued) | | | | | | | | | |
|--|-------------------|-----------------|-------------------|------------|----------------------|--------------------|----------------|------------------------|-------------------------|
| Company Name | State of Domicile | Admitted Assets | Capital & Surplus | Net Income | Net Premiums Written | Net Losses and LAE | Other Expenses | Net Loss and LAE Ratio | Net Other Expense Ratio |
| ALLIED WORLD SPECIALTY INS CO | DE | 829148481 | 419194830 | -9704204 | 109187920 | 93421786 | 32090027 | 85.632 | 29.412 |
| ALLAMERICA FIN ALLIANCE INS CO | NH | 19497790 | 19467205 | 445640 | 0 | 0 | 0 | 0 | 0 |
| ALLAMERICA FIN BENEFIT INS CO | MI | 45310608 | 45285812 | 777737 | 0 | 0 | 0 | 0 | 0 |
| ALLSTATE FIRE & CAS INS CO | IL | 245101330 | 239502979 | 3642274 | 0 | 0 | 0 | 0 | 0 |
| ALLSTATE IND CO | IL | 115246891 | 102773652 | 1567354 | 0 | 0 | 0 | 0 | 0 |
| ALLSTATE INS CO | IL | 48302495037 | 17454431217 | 2874411868 | 29251997909 | 20145599348 | 7541731847 | 69.375 | 25.971 |
| ALLSTATE NORTHBROOK IND CO | IL | 59015607 | 58687859 | 840400 | 0 | 0 | 0 | 0 | 0 |
| ALLSTATE PROP & CAS INS CO | IL | 236691781 | 215834686 | 3035734 | 0 | 0 | 0 | 0 | 0 |
| ALLSTATE VEHICLE & PROP INS CO | IL | 63074201 | 55153523 | 798025 | 0 | 0 | 0 | 0 | 0 |
| ALPHA PROP & CAS INS CO | WI | 30118756 | 13357996 | 349580 | 0 | 0 | 0 | 0 | 0 |
| ALPS PROP & CAS INS CO | MT | 131158858 | 40707286 | 3375735 | 32540520 | 20330669 | 10865480 | 64.779 | 34.62 |
| ALTERRA AMER INS CO | DE | 392630833 | 223027258 | 32570296 | 28978652 | -3081556 | 8221489 | -7.457 | 19.894 |
| AMBAC ASSUR CORP | WI | 5455653515 | 699613796 | 123651867 | 36564325 | 522873385 | 108725577 | 360.47 | 74.956 |
| AMCO INS CO | IA | 959310348 | 209819130 | 2443746 | 0 | 0 | 0 | 0 | 0 |
| AMERICAN AGRI BUSINESS INS CO | TX | 715201499 | 31472339 | 3684962 | 0 | 0 | 1287130 | 0 | 0 |
| AMERICAN ALT INS CORP | DE | 590270963 | 201673414 | 32119067 | 0 | 0 | -47898316 | 0 | 0 |
| AMERICAN AUTOMOBILE INS CO | MO | 126008868 | 78028712 | 762846 | 0 | 0 | 0 | 0 | 0 |
| AMERICAN BANKERS INS CO OF FL | FL | 2353369478 | 561773722 | 141534693 | 996848764 | 467159288 | 357319461 | 48.742 | 37.281 |
| AMERICAN CAS CO OF READING PA | PA | 142198544 | 142156446 | 2257722 | 0 | 0 | 0 | 0 | 0 |
| AMERICAN COMMERCE INS CO | OH | 340722323 | 101424761 | -2027574 | 194309907 | 154795174 | 49520033 | 79.898 | 25.56 |
| AMERICAN COMPENSATION INS CO | MN | 73872766 | 54319177 | 485234 | 0 | 0 | 0 | 0 | 0 |
| AMERICAN CONTRACTORS IND CO | CA | 338261733 | 128552342 | 13730986 | 18067601 | -366770 | 11589769 | -2.013 | 63.608 |
| AMERICAN ECONOMY INS CO | IN | 72347856 | 68768482 | 1236140 | 0 | 0 | 0 | 0 | 0 |
| AMERICAN EMPIRE INS CO | OH | 21471264 | 20958530 | 1928199 | -3626994 | 0 | 0 | 0 | 0 |
| AMERICAN EQUITY SPECIALTY INS CO | CT | 78428700 | 27327698 | 1928074 | 22832157 | 15555960 | 6683356 | 69.516 | 29.867 |
| AMERICAN FAMILY HOME INS CO | FL | 423194947 | 178367708 | -2539406 | 173342728 | 104807713 | 80832690 | 60.45 | 46.622 |
| AMERICAN FAMILY INS CO | WI | 64772925 | 24207673 | 588868 | 0 | 0 | 0 | 0 | 0 |
| AMERICAN FAMILY MUT INS CO | WI | 17157398174 | 6631364812 | 103336481 | 8605162431 | 6324121114 | 2528259314 | 77.21 | 30.867 |
| AMERICAN FARMERS & RANCHERS MUT INS | OK | 159405615 | 72356532 | 5752970 | 126193841 | 83254064 | 36229287 | 67.277 | 29.277 |
| AMERICAN FIRE & CAS CO | NH | 46176475 | 40699436 | 568256 | 0 | 0 | 0 | 0 | 0 |
| AMERICAN GUAR & LIAB INS | NY | 259191724 | 184499280 | 4316158 | 0 | 0 | 0 | 0 | 0 |
| AMERICAN HALLMARK INS CO OF TX | TX | 423522289 | 131802857 | 776029 | 124293118 | 97077921 | 33550228 | 79.088 | 27.333 |
| AMERICAN HLTHCARE IND CO | OK | 21559298 | 21499880 | 153056 | 0 | 0 | 150292 | 0 | 0 |
| AMERICAN HOME ASSUR CO | NY | 25639682891 | 6237820441 | -393215022 | 5030574526 | 4977489311 | 1624097804 | 96.272 | 31.413 |
| AMERICAN INS CO | OH | 112650766 | 66672683 | -855243 | 0 | 0 | 0 | 0 | 0 |
| AMERICAN INTERSTATE INS CO | NE | 1234544237 | 382061499 | 65478311 | 274636229 | 168419214 | 62019488 | 60.469 | 22.267 |
| AMERICAN MERCURY INS CO | OK | 3668729488 | 1754333569 | 26647684 | 169864524 | 124631401 | 45139545 | 72.358 | 26.207 |
| AMERICAN MINING INS CO | IA | 40799728 | 26361017 | 547031 | 0 | 0 | 0 | 0 | 0 |
| AMERICAN MODERN HOME INS CO | OH | 1030650640 | 378757451 | -8347696 | 304954798 | 184383931 | 142205496 | 60.45 | 46.622 |
| AMERICAN MODERN PROP & CAS INS CO | OH | 34091785 | 16940596 | 128063 | 3210051 | 1940880 | 1496901 | 60.45 | 46.622 |
| AMERICAN MODERN SELECT INS CO | OH | 222311275 | 59461658 | 2755547 | 32100505 | 19408837 | 14969001 | 60.45 | 46.622 |
| AMERICAN MUT SHARE INS CORP | OH | 257825583 | 234979325 | 1114876 | 190253 | 389146 | 6711498 | 204.541 | 3527.67 |
| AMERICAN NATL GEN INS CO | MO | 109493335 | 65479638 | -1299658 | 43286047 | 34300795 | 10316700 | 86.942 | 26.15 |
| AMERICAN NATL PROP & CAS CO | MO | 1417973899 | 656460745 | 13447588 | 623052149 | 434638020 | 173677422 | 74.147 | 29.629 |
| AMERICAN PET INS CO | NY | 75917720 | 37189730 | 7507409 | 205455211 | 143662638 | 41363750 | 72.999 | 21.018 |

Summary of Financial Condition as of December 31, 2017

| PROPERTY AND CASUALTY INSURERS (continued) | | | | | | | | | |
|--|-------------------|-----------------|-------------------|------------|----------------------|--------------------|----------------|------------------------|-------------------------|
| Company Name | State of Domicile | Admitted Assets | Capital & Surplus | Net Income | Net Premiums Written | Net Losses and LAE | Other Expenses | Net Loss and LAE Ratio | Net Other Expense Ratio |
| AMERICAN RELIABLE INS CO | AZ | 219221048 | 84449338 | -2522502 | 59436992 | 48417527 | 23496250 | 81.763 | 39.678 |
| AMERICAN ROAD INS CO | MI | 711890640 | 270395199 | 9526997 | 160027122 | 153119913 | 5651047 | 95.362 | 3.519 |
| AMERICAN SECURITY INS CO | DE | 1376299861 | 506279837 | 91832298 | 849186290 | 555418154 | 456133072 | 62.489 | 51.319 |
| AMERICAN SELECT INS CO | OH | 271521901 | 123744006 | -259943 | 92862077 | 67404600 | 32829498 | 73.465 | 35.781 |
| AMERICAN SENTINEL INS CO | PA | 43270238 | 17834418 | 2656910 | 25199000 | 13571929 | 12312909 | 47.466 | 43.062 |
| AMERICAN SERV INS CO INC | IL | 187368054 | 29724448 | -15155763 | 95409137 | 84079416 | 23118935 | 95.051 | 26.136 |
| AMERICAN SOUTHERN HOME INS CO | FL | 135286581 | 47305772 | 18218 | 25680404 | 15527068 | 11975198 | 60.45 | 46.622 |
| AMERICAN STANDARD INS CO OF WI | WI | 400915937 | 347635133 | 4481592 | 0 | 0 | 0 | 0 | 0 |
| AMERICAN STATES INS CO | IN | 143479128 | 133002571 | 1505630 | 0 | 0 | 0 | 0 | 0 |
| AMERICAN STATES PREFERRED INS CO | IN | 23479857 | 22306656 | 313345 | 0 | 0 | 0 | 0 | 0 |
| AMERICAN SUMMIT INS CO | TX | 40921529 | 22777537 | 741637 | 26316524 | 16351902 | 9829709 | 62.056 | 37.304 |
| AMERICAN SURETY CO | IN | 14167028 | 10454067 | 867784 | 11365986 | 735180 | 10078568 | 6.668 | 91.41 |
| AMERICAN WEST INS CO | ND | 18125566 | 12408730 | 428613 | 13871955 | 8589390 | 3442180 | 68.717 | 27.538 |
| AMERICAN ZURICH INS CO | IL | 332782519 | 234895411 | 3552529 | 0 | 0 | 0 | 0 | 0 |
| AMERISURE INS CO | MI | 875049308 | 241787516 | 2091037 | 244631861 | 180489701 | 72534933 | 74.274 | 29.849 |
| AMERISURE MUT INS CO | MI | 2369792157 | 982511530 | 35849348 | 546344489 | 403093633 | 161994623 | 74.274 | 29.849 |
| AMERISURE PARTNERS INS CO | MI | 88196785 | 23980702 | -237140 | 24463186 | 18048977 | 7253508 | 74.274 | 29.849 |
| AMEX ASSUR CO | IL | 218165556 | 175830085 | 53431649 | 176545986 | 81787098 | 23534495 | 46.005 | 13.238 |
| AMGUARD INS CO | PA | 878836911 | 168663459 | 20082901 | 202547221 | 105509713 | 49986032 | 58.089 | 27.52 |
| AMICA MUT INS CO | RI | 5384567321 | 2669490235 | 82743148 | 2273863147 | 1743838243 | 530509738 | 79.903 | 24.308 |
| AMTRUST INS CO OF KS INC | KS | 106211512 | 63877782 | 29324231 | 35374748 | 50689413 | -18404095 | 73.954 | -26.851 |
| ARCH IND INS CO | MO | 102265147 | 31012756 | 4198258 | 0 | 2380673 | -8343669 | 0 | 0 |
| ARCH INS CO | MO | 3921865167 | 929779383 | 71115961 | -549112488 | -736034857 | 190686948 | 132.474 | -34.32 |
| ARCH MORTGAGE ASSUR CO | WI | 18953065 | 18524597 | 1002930 | 181373 | 53367 | 253477 | 29.055 | 138.003 |
| ARCH MORTGAGE GUAR CO | WI | 50884039 | 49177635 | -16993 | 123942 | 8102 | 616102 | 4.425 | 336.489 |
| ARCH MORTGAGE INS CO | WI | 2134562236 | 471931915 | 12121160 | 416197026 | 41552920 | 71855409 | 17.583 | 30.397 |
| ARCH REINS CO | DE | 1987768717 | 1287585821 | 17686471 | 193935871 | 122183179 | 75305317 | 60.287 | 37.157 |
| ARGONAUT GREAT CENTRAL INS CO | IL | 40778433 | 27315678 | 463619 | 0 | 0 | 1818 | 0 | 0 |
| ARGONAUT INS CO | IL | 1820449424 | 872777393 | 2708492 | 302014115 | 171287358 | 108201746 | 70.952 | 44.82 |
| ARGONAUT MIDWEST INS CO | IL | 22851110 | 17775904 | 267818 | 0 | 0 | 800 | 0 | 0 |
| ARIZONA AUTOMOBILE INS CO | AZ | 41341589 | 9187125 | 13790 | 11342484 | 7177867 | 3174094 | 67.503 | 29.85 |
| ARMED FORCES INS EXCH | KS | 139426742 | 67540838 | 2049840 | 67923547 | 44642991 | 27003853 | 64.647 | 39.104 |
| ARROWOOD IND CO | DE | 1210991087 | 183203447 | -58121980 | -234438 | 40341008 | 40673438 | -8626.208 | -8697.292 |
| ASHMERE INS CO | FL | 17998280 | 6719065 | -2167255 | 10810758 | 3205320 | 3448199 | 73.221 | 78.77 |
| ASPEN AMER INS CO | TX | 903887240 | 506276490 | -5480769 | 86534215 | 89267708 | 12580555 | 95.589 | 13.471 |
| ASSOCIATED IND CORP | CA | 106420038 | 90018427 | 678867 | 0 | 0 | 0 | 0 | 0 |
| ASSOCIATED LOGGERS EXCH | ID | 37607833 | 14322997 | -68036 | 11776200 | 10039636 | 2597918 | 84.316 | 21.818 |
| ASSURED GUAR CORP | MD | 3126709615 | 2073166353 | 219137195 | 21620804 | 139372460 | 61404597 | 113.028 | 49.798 |
| ASSURED GUAR MUNICIPAL CORP | NY | 5479609932 | 2253871049 | 152388657 | 261821133 | 332227806 | 114922179 | 164.123 | 56.772 |
| ATAIN INS CO | TX | 88196458 | 52159379 | 1498741 | 12893786 | 11785718 | 3812064 | 87.06 | 28.16 |
| ATLANTA INTL INS CO | NY | 96234355 | 26979460 | 8958488 | 14340974 | 7680266 | 1563272 | 78.328 | 15.943 |
| ATLANTIC SPECIALTY INS CO | NY | 2259602925 | 618052604 | -118941446 | 555754103 | 468722276 | 222666054 | 85.26 | 40.503 |
| ATRADIUS TRADE CREDIT INS CO | MD | 117523803 | 64492231 | 3269709 | 20142031 | 6597477 | 12795592 | 34.116 | 66.166 |
| AUSTIN MUT INS CO | MN | 59213722 | 49511647 | 4671879 | 0 | 0 | -3939333 | 0 | 0 |
| AUTO OWNERS INS CO | MI | 15390435544 | 10633740509 | 444995620 | 3576535300 | 2011435596 | 1104087255 | 58.994 | 32.382 |

Summary of Financial Condition as of December 31, 2017

| PROPERTY AND CASUALTY INSURERS (continued) | | | | | | | | | |
|--|-------------------|-----------------|-------------------|------------|----------------------|--------------------|----------------|------------------------|-------------------------|
| Company Name | State of Domicile | Admitted Assets | Capital & Surplus | Net Income | Net Premiums Written | Net Losses and LAE | Other Expenses | Net Loss and LAE Ratio | Net Other Expense Ratio |
| AUTOMOBILE INS CO OF HARTFORD CT | CT | 1028302841 | 305893118 | 22843159 | 312800545 | 213116843 | 91562259 | 69.516 | 29.867 |
| AVEMCO INS CO | MD | 87624504 | 56168300 | 2969028 | 23921558 | 12760045 | 9714297 | 51.026 | 38.846 |
| AXA ART INS CORP | NY | 12734238 | 10820269 | -997433 | -1412752 | -542198 | 736706 | 54.04 | -73.426 |
| AXA INS CO | NY | 237471238 | 135433901 | 10045488 | 54497930 | 19319389 | 35192986 | 36.627 | 66.722 |
| AXIS INS CO | IL | 1465290298 | 544673191 | -29836735 | 336839265 | 261534130 | 130074945 | 76.968 | 38.28 |
| AXIS REINS CO | NY | 3227426898 | 966807242 | -9835192 | 612471682 | 483701140 | 208766233 | 79.067 | 34.125 |
| AXIS SPECIALTY INS CO | CT | 63653111 | 51121562 | -207208 | 6981 | 701951 | 189922 | 10055.168 | 2720.556 |
| BADGER MUT INS CO | WI | 180681615 | 69909530 | 2679750 | 87521374 | 63969608 | 26309670 | 71.39 | 29.361 |
| BALBOA INS CO | CA | 77881319 | 78011500 | 203758 | -111333 | 1207859 | 401380 | -1084.91 | -360.523 |
| BANKERS INS CO | FL | 149430887 | 77913764 | -2730934 | 37127872 | 19351194 | 23631912 | 56.387 | 68.861 |
| BANKERS STANDARD INS CO | PA | 762894871 | 167779296 | 4480491 | 162373539 | 134238307 | 28114763 | 83.918 | 17.576 |
| BCS INS CO | OH | 276644989 | 146972414 | 13937254 | 98622508 | 57899140 | 27842370 | 57.938 | 27.861 |
| BEAZLEY INS CO INC | CT | 317074103 | 120096562 | -899270 | 65439767 | 36376960 | 30788681 | 58.917 | 49.866 |
| BEDIVERE INS CO | PA | 240144397 | 107964668 | -2940212 | 98289 | 11607054 | 2642928 | 11748.506 | 2675.137 |
| BENCHMARK INS CO | KS | 347312346 | 98756720 | 11276231 | 57416890 | 33317533 | 8814318 | 60.129 | 15.907 |
| BERKLEY INS CO | DE | 18358561611 | 5479602882 | 698861602 | 5594505635 | 3409320638 | 1864243679 | 60.367 | 33.009 |
| BERKLEY NATL INS CO | IA | 145876278 | 51148738 | 844765 | 0 | 0 | 0 | 0 | 0 |
| BERKLEY REGIONAL INS CO | DE | 762858876 | 727992730 | 13223861 | 0 | 0 | 0 | 0 | 0 |
| BERKSHIRE HATHAWAY ASSUR CORP | NY | 2223494499 | 1799813941 | 421272601 | 9016257 | 11398066 | 1156261 | 20.002 | 2.029 |
| BERKSHIRE HATHAWAY DIRECT INS CO | NE | 151810214 | 135788910 | 2058798 | 643015 | 492638 | 333772 | 109.3 | 74 |
| BERKSHIRE HATHAWAY HOMESTATE INS CO | NE | 2938509398 | 1660728404 | 272660564 | 494047908 | 282641541 | 103337081 | 61.133 | 22.351 |
| BERKSHIRE HATHAWAY SPECIALTY INS CO | NE | 4950466565 | 3749637488 | 46285571 | 355964195 | 259768268 | 93213438 | 84.571 | 30.347 |
| BITCO GEN INS CORP | IL | 943622699 | 293636023 | 15741474 | 356340495 | 243193040 | 93576077 | 74.109 | 28.516 |
| BITCO NATL INS CO | IL | 427648153 | 155809982 | 24216627 | 4957363 | 25552722 | 866518 | 76.216 | 2.585 |
| BLUESHORE INS CO | CO | 68971244 | 17897419 | 1889182 | 504954 | 2486094 | 685905 | 26.627 | 7.346 |
| BOND SAFEGUARD INS CO | SD | 90802760 | 39378119 | 6542637 | 44386193 | 9281375 | 26387690 | 21.101 | 59.991 |
| BOSTON IND CO INC | SD | 7752078 | 4514825 | -1077210 | 1562116 | 917446 | 1583445 | 69.984 | 120.787 |
| BRISTOL W INS CO | OH | 145786198 | 46186806 | 362595 | 0 | 45285 | 0 | 0 | 0 |
| BROTHERHOOD MUT INS CO | IN | 644904182 | 266191590 | 8698082 | 361828709 | 231637604 | 116189739 | 66.391 | 33.302 |
| BUILD AMER MUT ASSUR CO | NY | 515032877 | 427315050 | -25418285 | 8621774 | 0 | 34533810 | 0 | 2759.413 |
| CALIFORNIA CAPITAL INS CO | CA | 538366420 | 219822506 | -65200672 | 219893159 | 218778455 | 79375184 | 100.63 | 36.51 |
| CALIFORNIA CAS GEN INS CO OF OR | OR | 111030204 | 19133877 | -5191668 | 43001333 | 37379039 | 11223290 | 88.419 | 26.548 |
| CALIFORNIA CAS IND EXCH | CA | 575882903 | 241588846 | -2794733 | 25084111 | 218044387 | 65469196 | 88.419 | 26.548 |
| CALIFORNIA CAS INS CO | OR | 97131411 | 55140888 | -3243732 | 28667556 | 24919359 | 7482193 | 88.419 | 26.548 |
| CALIFORNIA INS CO | CA | 1021392125 | 622597671 | 97226681 | 307482508 | 154242877 | 67430362 | 50.025 | 21.869 |
| CAMICO MUT INS CO | CA | 91914094 | 40992747 | 3008620 | 33077823 | 18657968 | 11625434 | 57.175 | 35.624 |
| CAMPMED CAS & IND CO INC | NH | 20131115 | 20107623 | 369421 | 0 | 0 | 0 | 0 | 0 |
| CANAL INS CO | SC | 827677025 | 453606940 | 22778783 | 219404146 | 167185987 | 68454454 | 75.556 | 30.936 |
| CAPITOL IND CORP | WI | 592841076 | 265267648 | 11245659 | 189800911 | 101570840 | 81581870 | 55.629 | 44.681 |
| CAPSON PHYSICIANS INS CO | TX | 28665907 | 5016682 | -2865373 | 12688548 | 10417867 | 5277240 | 82.452 | 41.766 |
| CAROLINA CAS INS CO | IA | 176392324 | 103376692 | 2749851 | 0 | 0 | 0 | 0 | 0 |
| CASUALTY UNDERWRITERS INS CO | UT | 5147097 | 4490605 | 66148 | 1050987 | 887666 | 184522 | 85.884 | 17.853 |
| CATERPILLAR INS CO | MO | 790645261 | 347870491 | 32340401 | 212287663 | 136137516 | 25495486 | 78.224 | 14.65 |
| CATLIN IND CO | DE | 108908727 | 67111958 | -447819 | 5403664 | 2711660 | 1664732 | 81.85 | 50.249 |
| CATLIN INS CO | TX | 181604045 | 55877161 | -7616059 | 37825650 | 18981617 | 11653124 | 81.85 | 50.249 |

Summary of Financial Condition as of December 31, 2017

| PROPERTY AND CASUALTY INSURERS (continued) | | | | | | | | | |
|--|-------------------|-----------------|-------------------|------------|----------------------|--------------------|----------------|------------------------|-------------------------|
| Company Name | State of Domicile | Admitted Assets | Capital & Surplus | Net Income | Net Premiums Written | Net Losses and LAE | Other Expenses | Net Loss and LAE Ratio | Net Other Expense Ratio |
| CEM INS CO | IL | 45851195 | 12001340 | 1282637 | 23800561 | 14660045 | 4561957 | 70.464 | 21.927 |
| CENSTAT CAS CO | NE | 25253246 | 18216980 | 737030 | 2110753 | 1283820 | 528052 | 55.293 | 22.743 |
| CENTRAL MUT INS CO | OH | 1618407950 | 822033414 | 34927420 | 559106177 | 347965541 | 186448303 | 65 | 34.829 |
| CENTRAL STATES IND CO OF OMAHA | NE | 542142942 | 465989825 | 63559998 | 63958324 | 41709291 | 34096230 | 66.064 | 54.005 |
| CENTRE INS CO | DE | 50591337 | 20616199 | 82462 | 0 | -4708114 | 176061 | 0 | 0 |
| CENTURION CAS CO | IA | 39812140 | 39510140 | 5552693 | 9931932 | 406055 | 1758139 | 4.088 | 17.702 |
| CENTURY IND CO | PA | 525593184 | 25000000 | -43717933 | 0 | 113744057 | 605121 | 0 | 0 |
| CENTURY NATL INS CO | CA | 135752118 | 41265589 | 14698909 | -48121075 | 30870342 | 20402005 | 59.43 | 39.277 |
| CHARTER OAK FIRE INS CO | CT | 925851959 | 227353884 | 18316622 | 289968388 | 197560867 | 84878880 | 69.516 | 29.867 |
| CHEROKEE INS CO | MI | 541613859 | 197805979 | 25476406 | 186409865 | 176842111 | 17016088 | 93.729 | 9.019 |
| CHICAGO INS CO | IL | 77202146 | 66498773 | -240600 | 0 | 0 | 0 | 0 | 0 |
| CHUBB IND INS CO | NY | 397646554 | 171786341 | 10386680 | 25388512 | 18379951 | 6449884 | 62.556 | 21.952 |
| CHUBB NATL INS CO | IN | 406071400 | 171492992 | 10415246 | 25388512 | 18379520 | 6449884 | 62.554 | 21.952 |
| CHURCH MUT INS CO | WI | 1739843576 | 703689554 | 28536835 | 730427072 | 464515399 | 226870777 | 66.609 | 32.532 |
| CIM INS CORP | MI | 17692262 | 17547167 | 63561 | 0 | 0 | 0 | 0 | 0 |
| CITIZENS INS CO OF AMER | MI | 1559418772 | 699456550 | 93729162 | 773192463 | 460005140 | 206777675 | 61.561 | 27.673 |
| CITY NATL INS CO | TX | 19143618 | 12078233 | -133799 | 10804663 | 3577517 | 3116608 | 49.362 | 43.002 |
| CIVIL SERV EMPLOYEES INS CO | CA | 217207731 | 94390677 | -18382775 | 121041510 | 91072837 | 39518108 | 83.513 | 36.238 |
| CLARENDON NATL INS CO | IL | 1141551445 | 274235637 | -22427994 | -20120146 | 25642966 | 19766989 | 313.931 | 241.995 |
| CLEAR BLUE INS CO | IL | 55955729 | 45726617 | 630222 | 0 | 0 | -229361 | 0 | 0 |
| CLEARWATER SELECT INS CO | CT | 1279811757 | 519202888 | 25757553 | 215378428 | 127572427 | 55619085 | 60.28 | 26.281 |
| CLERMONT INS CO | IA | 27414703 | 23293494 | 463256 | 0 | 0 | 0 | 0 | 0 |
| COFACE N AMER INS CO | MA | 135930414 | 47068672 | 6808418 | 49679585 | 21948268 | 21167539 | 45.499 | 43.881 |
| COLISEUM REINS CO | DE | 277762242 | 178162552 | 31416117 | 15459 | 1022223 | 4475506 | 6612.478 | 28950.812 |
| COLONIAL AMER CAS & SURETY CO | MD | 25076886 | 23365385 | 516610 | 0 | 0 | 0 | 0 | 0 |
| COLONIAL SURETY CO | PA | 62021889 | 40515924 | 4317629 | 10653148 | 575614 | 4307753 | 5.962 | 44.619 |
| COLONY SPECIALTY INS CO | OH | 67898561 | 23740465 | 843187 | 0 | 0 | 5004 | 0 | 0 |
| COLORADO CAS INS CO | NH | 24917512 | 24824866 | 264936 | 0 | 0 | 0 | 0 | 0 |
| COLUMBIA INS CO | NE | 24521523499 | 19654867936 | 462788781 | 497347426 | 698089741 | 80542914 | 143.4 | 16.545 |
| COLUMBIA MUT INS CO | MO | 381176932 | 172882735 | -7523964 | 152380723 | 121825455 | 46491742 | 82.217 | 31.376 |
| COMMERCE & INDUSTRY INS CO | NY | 419600681 | 414839908 | 2409661 | 0 | 0 | 21617072 | 0 | 0 |
| COMMERCIAL CAS INS CO | IN | 65084538 | 63668659 | 723782 | 0 | 0 | 0 | 0 | 0 |
| COMMONWEALTH INS CO OF AMER | DE | 10496152 | 8817540 | -1585610 | 11461 | 1126808 | 740780 | 9831.673 | 6463.485 |
| COMPWEST INS CO | CA | 251128865 | 137695194 | 5215809 | 15552301 | 7681757 | 3975445 | 59.807 | 30.951 |
| CONSTITUTION INS CO | NY | 25333208 | 22665805 | 1570476 | 849206 | 76729 | 1772115 | 2.326 | 53.729 |
| CONSUMERS INS USA INC | TN | 65712185 | 26202385 | -2588299 | 21667044 | 18087404 | 9182799 | 83.476 | 42.38 |
| CONTINENTAL CAS CO | IL | 43528312472 | 10726216049 | 953217315 | 6015580509 | 4491571859 | 1946613523 | 79.737 | 34.557 |
| CONTINENTAL HERITAGE INS CO | FL | 29552805 | 25143631 | -821076 | 7353638 | 305356 | 5182520 | 7.182 | 121.889 |
| CONTINENTAL IND CO | IA | 227622380 | 115192226 | 18456037 | 65889103 | 33164225 | 14449359 | 50.194 | 21.869 |
| CONTINENTAL INS CO | PA | 1775736312 | 1558057394 | 58527688 | 0 | 28155638 | 970686 | 0 | 0 |
| CONTINENTAL WESTERN INS CO | IA | 214820951 | 93875643 | 2073241 | 0 | 0 | 0 | 0 | 0 |
| CONTRACTORS BONDING & INS CO | IL | 211775469 | 114899873 | 10437143 | 69066165 | 27223171 | 33055700 | 38.985 | 47.338 |
| COPIC INS CO | CO | 603157007 | 297728445 | 7325671 | 100257445 | 70355283 | 17827715 | 72.167 | 18.287 |
| CORPORATE INS CO | DE | 37853448 | 13418136 | 2579264 | 1644136 | 4356106 | 1507258 | 77.992 | 26.986 |
| COUNTRY CAS INS CO | IL | 86458101 | 69669297 | 1281520 | 0 | 0 | 0 | 167.857 | 0 |

Summary of Financial Condition as of December 31, 2017

| PROPERTY AND CASUALTY INSURERS (continued) | | | | | | | | | |
|--|-------------------|-----------------|-------------------|------------|----------------------|--------------------|----------------|------------------------|-------------------------|
| Company Name | State of Domicile | Admitted Assets | Capital & Surplus | Net Income | Net Premiums Written | Net Losses and LAE | Other Expenses | Net Loss and LAE Ratio | Net Other Expense Ratio |
| COUNTRY MUTL INS CO | IL | 4850204316 | 2567559747 | 113312451 | 2314825571 | 1679454053 | 655294166 | 73.424 | 28.649 |
| COUNTRY PREF INS CO | IL | 264231918 | 73998202 | 2452734 | 0 | 0 | 0 | 70 | 0 |
| COURTESY INS CO | FL | 906618262 | 401669799 | 14238674 | 229622177 | 131244412 | 13113250 | 85.004 | 8.493 |
| CRESTBROOK INS CO | OH | 176074541 | 86795165 | 5174812 | 0 | 0 | 0 | 0 | 0 |
| CRUM & FORSTER IND CO | DE | 53908293 | 17520914 | 1558812 | 18658888 | 11993013 | 6540859 | 64.73 | 35.303 |
| CSAA FIRE & CAS INS CO | IN | 116566846 | 46148661 | -930053 | 18817802 | 15477383 | 5313770 | 85.553 | 29.373 |
| CSEA GEN INS CO | IN | 361796110 | 142077462 | -5948027 | 112906765 | 92864277 | 31563025 | 85.554 | 29.078 |
| CSE SAFEGUARD INS CO | CA | 102883382 | 33756072 | -9049471 | 60430018 | 45468145 | 19724503 | 83.465 | 36.208 |
| CUMIS INS SOCIETY INC | IA | 2002754986 | 911006651 | 44963908 | 906743895 | 587958668 | 250788586 | 68.465 | 29.203 |
| CYPRESS INS CO | CA | 1764797003 | 519217428 | 104965132 | 450109137 | 293969149 | 86158050 | 63.964 | 18.747 |
| DAIRYLAND INS CO | WI | 1400655254 | 477005327 | 29403203 | 368914654 | 271505891 | 109559664 | 74.831 | 30.196 |
| DAKOTA FIRE INS CO | ND | 242303371 | 71676039 | 6151717 | 104872677 | 65714059 | 33736294 | 64.207 | 32.963 |
| DAKOTA TRUCK UNDERWRITERS | SD | 125404268 | 48342244 | 4659918 | 38450506 | 24818603 | 8049766 | 67.288 | 21.824 |
| DANIELSON NATL INS CO | CA | 6153604 | 5729947 | -72460 | 9572 | 36737 | 118114 | 434.012 | 1395.403 |
| DEALERS ASSUR CO | OH | 117061335 | 67259137 | 4449889 | 16135430 | 1532785 | 4852684 | 13.217 | 41.843 |
| DENTISTS BENEFITS INS CO | OR | 19042335 | 13242528 | 515229 | 3896638 | 2393158 | 1424838 | 58.801 | 35.009 |
| DENTISTS INS CO | CA | 351585901 | 197954980 | 6900222 | 66667891 | 54748407 | 19151485 | 82.849 | 28.981 |
| DEPOSITORS INS CO | IA | 291098537 | 38850965 | 2246330 | 0 | 0 | 0 | 0 | 0 |
| DEVELOPERS SURETY & IND CO | CA | 620666671 | 102084471 | -18751375 | 209412620 | 54786732 | 68302918 | 60.85 | 75.862 |
| DIAMOND STATE INS CO | IN | 97424830 | 38531056 | -2368694 | 28529759 | 23240412 | 11278200 | 81.763 | 39.678 |
| DIRECT NATL INS CO | AR | 17121256 | 5633233 | 665770 | -5399060 | 0 | 12 | 0 | 0 |
| DISCOVER PROP & CAS INS CO | CT | 135438156 | 61766087 | 3361176 | 31965019 | 21778350 | 9356704 | 69.516 | 29.867 |
| DOCTORS CO AN INTERINS EXCH | CA | 4409204161 | 2138775417 | 149014934 | 595891924 | 462498558 | 148129051 | 76.993 | 24.659 |
| DORINCO REINS CO | MI | 1547868728 | 579692997 | 112145947 | 157296004 | 112043057 | 34834092 | 72.79 | 22.63 |
| EAGLE W INS CO | CA | 117898291 | 35244459 | -17347465 | 57676894 | 57384513 | 20819721 | 100.63 | 36.51 |
| EASTERN ATLANTIC INS CO | PA | 69406868 | 33474891 | 1270190 | 18262391 | 11553495 | 6860306 | 65.1 | 38.656 |
| EASTGUARD INS CO | PA | 180591776 | 52131985 | 6485003 | 57870636 | 30009692 | 13827170 | 57.827 | 26.644 |
| ECONOMY FIRE & CAS CO | IL | 511899027 | 390643985 | 17969741 | 0 | 0 | 0 | 0 | 0 |
| ECONOMY PREFERRED INS CO | IL | 61153680 | 13975729 | 308532 | 0 | 0 | 0 | 0 | 0 |
| ECONOMY PREMIER ASSUR CO | IL | 80875213 | 46989118 | 1573113 | 0 | 0 | 0 | 0 | 0 |
| ELECTRIC INS CO | MA | 1424054016 | 491468521 | 32631533 | 279069403 | 238488881 | 67823723 | 82.306 | 23.407 |
| EMCASCO INS CO | IA | 510949650 | 15652542 | 13076135 | 217812484 | 136483047 | 70067685 | 64.207 | 32.963 |
| EMPIRE FIRE & MARINE INS CO | NE | 50927796 | 39416925 | 697522 | 0 | 0 | 0 | 0 | 0 |
| EMPLOYERS ASSUR CO | FL | 484803550 | 189648322 | 14038434 | 86843588 | 51452747 | 25903253 | 59.843 | 30.127 |
| EMPLOYERS COMPENSATION INS CO | CA | 1090982779 | 345344595 | 48442318 | 253293798 | 150070513 | 75811117 | 59.843 | 30.231 |
| EMPLOYERS FIRE INS CO | PA | 12095154 | 11915202 | 349703 | 0 | 0 | 36325 | 0 | 0 |
| EMPLOYERS INS OF WAUSAU | WI | 6056430890 | 1521514923 | -48124204 | 2284016928 | 1750051986 | 676905160 | 79.519 | 30.757 |
| EMPLOYERS INS CO OF NV | NV | 577454565 | 198686796 | 25822590 | 130265382 | 77179123 | 37775103 | 59.843 | 29.29 |
| EMPLOYERS MULT CAS CO | IA | 3404387930 | 1436612363 | 59327352 | 1172895672 | 788904104 | 365772538 | 69.721 | 32.326 |
| EMPLOYERS PREFERRED INS CO | FL | 966447969 | 158768480 | 28504668 | 253293798 | 150070514 | 75476447 | 59.843 | 30.098 |
| ENCOMPASS IND CO | IL | 27875063 | 25827630 | 425582 | 0 | 0 | 0 | 0 | 0 |
| ENDURANCE AMER INS CO | DE | 1794669360 | 426887174 | -11891421 | 321917817 | 285214050 | 38266348 | 94.071 | 12.621 |
| ENDURANCE ASSUR CORP | DE | 2059015303 | 891478210 | -11327984 | 377843926 | 229656756 | 121922147 | 72.949 | 38.728 |
| ENDURANCE RISK SOLUTIONS ASSUR CO | DE | 255891569 | 68272040 | -4729688 | 121478421 | 107627943 | 14440131 | 94.071 | 12.621 |
| ENUMCLAW PROP & CAS INS CO | OR | 8248425 | 8057048 | 99761 | 0 | 0 | 0 | 0 | 0 |

Summary of Financial Condition as of December 31, 2017

| PROPERTY AND CASUALTY INSURERS (continued) | | | | | | | | | |
|--|-------------------|-----------------|-------------------|------------|----------------------|--------------------|----------------|------------------------|-------------------------|
| Company Name | State of Domicile | Admitted Assets | Capital & Surplus | Net Income | Net Premiums Written | Net Losses and LAE | Other Expenses | Net Loss and LAE Ratio | Net Other Expense Ratio |
| EQUITY INS CO | TX | 86077145 | 30425875 | 473597 | 62080140 | 53671316 | 15958239 | 88.727 | 26.382 |
| ESSENT GUAR INC | PA | 1756601293 | 761005839 | 261810885 | 423324696 | 20747296 | 107323627 | 5.243 | 27.12 |
| ESSENTIA INS CO | MO | 81761952 | 31096349 | 5614130 | -13237486 | 0 | -6797136 | 0 | -2265711994 |
| ESURANCE INS CO | WI | 191541098 | 165210737 | 1415750 | 0 | 0 | 0 | 0 | 0 |
| ESURANCE INS CO OF NJ | WI | 14039118 | 11970736 | 132526 | 0 | 0 | 0 | 0 | 0 |
| ESURANCE PROP & CAS INS CO | WI | 115191696 | 42827565 | 526407 | 0 | 0 | 0 | 0 | 0 |
| EULER HERMES N AMER INS CO | MD | 445629516 | 157636002 | 16604280 | 102887171 | 47540653 | 38163827 | 52.146 | 41.861 |
| EVEREST DENALI INS CO | DE | 26229212 | 25308731 | 290139 | 0 | 0 | -2078 | 0 | 0 |
| EVEREST NATL INS CO | DE | 808549918 | 156005738 | 24767396 | 0 | 0 | -30809673 | 0 | 0 |
| EVEREST PREMIER INS CO | DE | 25724562 | 25316029 | 297437 | 0 | 0 | -14331 | 0 | 0 |
| EVEREST REINS CO | DE | 9486063346 | 3391852264 | -391418542 | 1741240203 | 1018677404 | 760217061 | 105.154 | 78.474 |
| EVERGREEN NATL IND CO | OH | 48088025 | 34452233 | 3790322 | 11667638 | 900047 | 7979518 | 7.716 | 68.403 |
| EVERSPAN FIN GUAR CORP | WI | 235170627 | 233478891 | 5493153 | -832 | 0 | 380293 | 0 | 1220.296 |
| EXCESS SHARE INS CORP | OH | 53304042 | 21778140 | 482886 | 1834796 | 60000 | 1667869 | 3.27 | 90.902 |
| EXECUTIVE RISK IND INC | DE | 3231320886 | 1489648438 | 131302038 | 406206768 | 294072591 | 103198136 | 62.555 | 21.952 |
| EXPLORER INS CO | CA | 401289118 | 143546698 | 18293010 | 145092882 | 95590823 | 33443204 | 65.826 | 23.03 |
| FACTORY MUT INS CO | RI | 19155464895 | 12501777004 | -333403925 | 2894642719 | 3302842994 | 880921355 | 109.138 | 29.109 |
| FAIR AMER INS & REINS CO | NY | 211322932 | 193903518 | 3814094 | 4001696 | 2077605 | 1983474 | 50.742 | 48.443 |
| FALLS LAKE NATL INS CO | OH | 321911210 | 58078371 | 715713 | 5767214 | 4119378 | 1525091 | 66.979 | 24.797 |
| FARM BUREAU MUT INS CO OF ID | ID | 467009286 | 241013227 | -13624685 | 197679658 | 171346636 | 53490044 | 88.88 | 27.746 |
| FARMERS ALLIANCE MUT INS CO | KS | 319154459 | 175705809 | 5304503 | 139207077 | 92904645 | 42613284 | 68.697 | 31.51 |
| FARMERS INS CO OF ID | ID | 188621463 | 70435827 | 851636 | 106385547 | 75635432 | 35900414 | 69.45 | 32.964 |
| FARMERS INS EXCH | CA | 16164767721 | 4203105006 | -65414126 | 7340602729 | 5259731600 | 2477128942 | 69.994 | 32.964 |
| FARMERS MUT HAIL INS CO OF IA | IA | 752064465 | 450893015 | 32643215 | 452842994 | 333548943 | 88225715 | 72.8 | 19.256 |
| FARMERS UNION MUT INS CO | MT | 66406613 | 37797812 | 2326992 | 2389608 | 13102865 | 8014299 | 56.352 | 34.467 |
| FARMINGTON CAS CO | CT | 1031441528 | 274472865 | 25624524 | 337916917 | 230228417 | 98913975 | 69.516 | 29.867 |
| FARMLAND MUT INS CO | IA | 559949699 | 163647295 | -4174767 | 188683717 | 154190879 | 60049426 | 81.061 | 31.569 |
| FEDERAL INS CO | IN | 21770040155 | 7296677857 | 4948101906 | 3532514964 | 2490418384 | 905381604 | 59.651 | 21.686 |
| FEDERATED MUT INS CO | MN | 5847945667 | 3362511677 | 156422908 | 1538091926 | 1052536432 | 361237633 | 70.867 | 24.322 |
| FEDERATED RURAL ELECTRIC INS EXCH | KS | 553235474 | 203077819 | 33028665 | 122116678 | 90126040 | 18681719 | 73.972 | 15.333 |
| FEDERATED SERV INS CO | MN | 450385333 | 244488499 | 16226960 | 128174327 | 87711356 | 30103105 | 70.867 | 24.322 |
| FIDELITY & DEPOSIT CO OF MD | MD | 214027811 | 171211226 | 2738163 | 0 | 0 | 0 | 0 | 0 |
| FIDELITY & GUAR INS CO | IA | 20065561 | 17745345 | 391803 | 0 | 0 | 0 | 0 | 0 |
| FIDELITY & GUAR INS UNDERWRITERS INC | WI | 151267148 | 88994486 | 3616000 | 22832157 | 15555960 | 6683356 | 69.516 | 29.867 |
| FINANCIAL AMER PROP & CAS INS CO | TX | 10232236 | 8044919 | -795193 | 152198 | 167029 | 1511788 | 20.374 | 184.407 |
| FINANCIAL CAS & SURETY INC | TX | 24283209 | 16505594 | -253794 | 12644550 | 4185928 | 8555753 | 33.105 | 67.664 |
| FINANCIAL IND CO | IL | 102837251 | 20395823 | 790708 | 0 | 0 | 0 | 0 | 0 |
| FINANCIAL PACIFIC INS CO | CA | 261396795 | 97593575 | 3550687 | 81529047 | 58119373 | 24819161 | 72.832 | 31.102 |
| FIRE INS EXCH | CA | 2863828394 | 787179722 | -9755710 | 1063855468 | 762021782 | 359004192 | 69.97 | 32.964 |
| FIREMANS FUND INS CO | CA | 2109978396 | 1387384500 | 99190297 | 0 | 0 | 0 | 0 | 0 |
| FIREMENS INS CO OF WASHINGTON DC | DE | 91884686 | 33159081 | 703954 | 0 | 0 | 0 | 0 | 0 |
| FIRST AMER PROP & CAS INS CO | CA | 97088971 | 41352499 | -1484380 | 55421670 | 44735582 | 20354948 | 77.697 | 35.352 |
| FIRST COLONIAL INS CO | FL | 300252045 | 133575907 | -16860003 | 28336794 | 67126646 | 15141417 | 140.31 | 31.649 |
| FIRST DAKOTA IND CO | SD | 52123789 | 15564848 | 1377867 | 17274865 | 11150388 | 3616561 | 67.288 | 21.824 |
| FIRST FIN INS CO | IL | 538921763 | 429572694 | 12825787 | 22329182 | 9716572 | 11871994 | 45.8 | 55.96 |

Summary of Financial Condition as of December 31, 2017

| PROPERTY AND CASUALTY INSURERS (continued) | | | | | | | | | |
|--|-------------------|-----------------|-------------------|------------|----------------------|--------------------|----------------|------------------------|-------------------------|
| Company Name | State of Domicile | Admitted Assets | Capital & Surplus | Net Income | Net Premiums Written | Net Losses and LAE | Other Expenses | Net Loss and LAE Ratio | Net Other Expense Ratio |
| FIRST LIBERTY INS CORP | IL | 22347015 | 22286677 | 69637 | 0 | 0 | 0 | 0 | 0 |
| FIRST NATL INS CO OF AMER | NH | 57713466 | 57451278 | 1033463 | 0 | 0 | 0 | 0 | 0 |
| FIRST NONPROFIT INS CO | DE | 41051445 | 15676632 | 3624755 | 8999225 | 10985794 | 6650450 | 60.238 | 36.466 |
| FIRSTCOMP INS CO | NE | 261253371 | 110727812 | 16139129 | 43722626 | 16065239 | 12880782 | 36.447 | 29.222 |
| FLORIST MUT INS CO | IL | 130637355 | 27109730 | 854517 | 21080837 | 15514623 | 6260552 | 74.831 | 30.196 |
| FMH AG RISK INS CO | IA | 123182171 | 114396289 | 2750319 | 0 | 0 | 0 | 0 | 0 |
| FOREMOST INS CO GRAND RAPIDS MI | MI | 2316606653 | 1165593879 | 44446006 | 0 | -535644 | 0 | 0 | 0 |
| FOREMOST PROP & CAS INS CO | MI | 56193704 | 18273011 | 197589 | 0 | 0 | -161813 | 0 | 0 |
| FOREMOST SIGNATURE INS CO | MI | 61928758 | 20168149 | 192309 | 0 | 0 | -54090 | 0 | 0 |
| FORTRESS INS CO | IL | 142187264 | 64722345 | 2033916 | 22611992 | 16391598 | 6736348 | 73.245 | 30.101 |
| FRANK WINSTON CRUM INS CO | FL | 101033276 | 21279090 | 2746961 | 19756089 | 11964349 | 6472481 | 57.04 | 30.857 |
| FRANKENMUTH MUT INS CO | MI | 1351009685 | 606692605 | 44856127 | 49457521 | 284099553 | 159943994 | 59.041 | 33.239 |
| FREEDOM SPECIALTY INS CO | OH | 57907815 | 22108152 | 710549 | 0 | 0 | 0 | 0 | 0 |
| PROVINTIA INS COMPANY CO | IL | 35932158 | 27435867 | 1139111 | 9922363 | 2936009 | 4686664 | 33.181 | 52.965 |
| GARRISON PROP & CAS INS CO | TX | 2277785517 | 851400993 | 19243767 | 1616064628 | 1370390741 | 199087901 | 88.166 | 12.809 |
| GATEWAY INS CO | MO | 84352931 | 12203261 | -5870456 | 38163652 | 33632021 | 9248992 | 95.052 | 26.14 |
| GEICO ADVANTAGE INS CO | NE | 2911751199 | 1633373209 | -235091529 | 1228656566 | 1197699899 | 281267092 | 106.483 | 25.111 |
| GEICO CAS CO | MD | 3526837625 | 1108161461 | -95879800 | 2171209444 | 1883646728 | 331015750 | 90.502 | 15.904 |
| GEICO CHOICE INS CO | NE | 1134586962 | 483084384 | -55166673 | 665665645 | 581672329 | 109495735 | 93.97 | 17.689 |
| GEICO GEN INS CO | MD | 167570569 | 166828785 | 950164 | 0 | 0 | 0 | 0 | 0 |
| GEICO IND CO | MD | 10162501445 | 6256276004 | 1480905002 | 2808265682 | 2273050501 | 319328719 | 82.895 | 11.645 |
| GEICO MARINE INS CO | MD | 149498583 | 54342460 | 9703348 | 57645846 | 44171388 | 15651795 | 89.919 | 31.862 |
| GEICO SECURE INS CO | NE | 625334748 | 334964414 | -6914211 | 294087215 | 231153322 | 48730871 | 83.699 | 17.645 |
| GEM STATE INS CO | ID | 12312840 | 9122206 | -58716 | 4065546 | 3406576 | 1251223 | 86.46 | 31.756 |
| GENERAL CAS CO OF WI | WI | 797391393 | 250980049 | -10530251 | 366108859 | 281894393 | 113532535 | 75.581 | 30.44 |
| GENERAL INS CO OF AMER | NH | 118869983 | 107749977 | 790456 | 0 | 0 | 0 | 0 | 0 |
| GENERAL REINS CORP | DE | 16507935883 | 11392547998 | 300539786 | 885562695 | 735769781 | 261955749 | 92.793 | 33.037 |
| GENERAL SECURITY NATL INS CO | NY | 416101841 | 121673243 | -17765167 | 77815192 | 58331418 | 35616077 | 80.876 | 49.382 |
| GENERAL STAR NATL INS CO | DE | 237820839 | 185138472 | 34628679 | 11309480 | 6221279 | 4695300 | 56.512 | 42.65 |
| GENERALI US BRANCH | NY | 63302685 | 34079778 | -4688285 | 541786 | 5433256 | -26988 | 1045.132 | -5.191 |
| GENESIS INS CO | DE | 1847728508 | 126953710 | -1198382 | 9506903 | 9809529 | 1595509 | 109.435 | 17.799 |
| GENWORTH FINANCIAL ASSUR CORP | NC | 8798876 | 8794558 | 836990 | 0 | -6784 | 127053 | 0 | 0 |
| GENWORTH MORTGAGE INS CORP | NC | 3345974081 | 1366474340 | 449274027 | 683171087 | 96314618 | 168709099 | 15.477 | 27.11 |
| GENWORTH MORTGAGE INS CORP OF NC | NC | 3949299114 | 191425651 | 61740878 | 73692116 | 11979496 | 262303 | 16.504 | 0.361 |
| GEOVERA INS CO | CA | 92605637 | 24054401 | 703455 | 36900810 | 21411577 | 10791175 | 65.232 | 32.876 |
| GLOBAL REINS CORP OF AMER | NY | 236927632 | 100816615 | 15020968 | 144284 | -11647524 | 5261631 | -8072.629 | 3646.714 |
| GOVERNMENT EMPLOYEES INS CO | MD | 33381695601 | 20424200400 | 4378251200 | 7722526983 | 6556890965 | 793347514 | 87.257 | 10.558 |
| GRANITE RE INC | WA | 29528153 | 136825171 | -12442925 | 165446745 | 134373309 | 45633866 | 84.312 | 28.633 |
| GRANITE RE INC | OK | 60941611 | 41565418 | 9184732 | 26162833 | -876355 | 15080615 | -3.349 | 57.63 |
| GRANITE STATE INS CO | IL | 35779310 | 33844708 | 2053214 | 0 | 0 | 0 | 0 | 0 |
| GRANWEST PROP & CAS | WA | 23846812 | 20861769 | 408686 | 0 | 0 | 0 | 0 | 0 |
| GRAY INS CO | LA | 299752901 | 119003723 | 22032 | 67407112 | 45129307 | 28323166 | 68.741 | 43.142 |
| GREAT AMER ALLIANCE INS CO | OH | 27908980 | 27908180 | 573806 | 0 | 0 | 0 | 0 | 0 |
| GREAT AMER ASSUR CO | OH | 18497747 | 18497247 | 248379 | 0 | 0 | 0 | 0 | 0 |
| GREAT AMER INS CO | OH | 7076524747 | 1668372910 | 446632931 | 2728787866 | 1626142816 | 869656436 | 62.07 | 33.195 |

Summary of Financial Condition as of December 31, 2017

| PROPERTY AND CASUALTY INSURERS (continued) | | | | | | | | | |
|--|-------------------|-----------------|-------------------|------------|----------------------|--------------------|----------------|------------------------|-------------------------|
| Company Name | State of Domicile | Admitted Assets | Capital & Surplus | Net Income | Net Premiums Written | Net Losses and LAE | Other Expenses | Net Loss and LAE Ratio | Net Other Expense Ratio |
| GREAT AMER INS CO OF NY | NY | 49672236 | 49162856 | 849078 | 0 | 0 | 0 | 0 | 0 |
| GREAT AMER SECURITY INS CO | OH | 15514477 | 15512131 | 183675 | 0 | 0 | 0 | 0 | 0 |
| GREAT AMER SPIRIT INS CO | OH | 17082419 | 17069744 | 199835 | 0 | 0 | 0 | 0 | 0 |
| GREAT DIVIDE INS CO | ND | 254058333 | 69230048 | 1507635 | 0 | 0 | 0 | 0 | 0 |
| GREAT MIDWEST INS CO | TX | 215307939 | 106970368 | -1046001 | 73033492 | 54548902 | 21570366 | 75.81 | 29.978 |
| GREAT NORTHERN INS CO | IN | 1698367203 | 557388096 | 65234559 | 203009656 | 147027796 | 51599068 | 62.563 | 21.956 |
| GREAT NORTHWEST INS CO | MN | 19367007 | 7717846 | 461384 | 0 | -1 | 313581 | 0 | 0 |
| GREAT WEST GAS CO | NE | 2133225771 | 626018310 | 62683157 | 900392055 | 656361161 | 196870133 | 75.257 | 22.573 |
| GREATER NY MUT INS CO | NY | 1057830340 | 503180511 | 21686373 | 266407412 | 161177526 | 81197059 | 63.988 | 32.236 |
| GREENWICH INS CO | DE | 1250384092 | 359885260 | -1100821 | 253300110 | 118417347 | 63449761 | 76.757 | 41.127 |
| GREYHAWK INS CO | CO | 16477930 | 15867857 | -3046920 | 0 | 0 | 323264 | 0 | 0 |
| GUARANTEE CO OF N AMER USA | MI | 230527765 | 189950348 | 15583124 | 54483468 | 8396917 | 32038937 | 16.309 | 62.228 |
| GUIDEONE AMER INS CO | IA | 12053435 | 10989308 | 184664 | 0 | 0 | 0 | 0 | 0 |
| GUIDEONE ELITE INS CO | IA | 29953752 | 25488455 | 422764 | 0 | 0 | 0 | 0 | 0 |
| GUIDEONE MUT INS CO | IA | 1049108644 | 363058100 | -85482069 | 260457108 | 314119411 | 94663970 | 108.861 | 32.807 |
| GUIDEONE SPECIALTY MUT INS CO | IA | 226644139 | 79316888 | -16637054 | 65114278 | 78529853 | 24084318 | 108.861 | 33.387 |
| HALLMARK INS CO | AZ | 308371342 | 96016969 | 687506 | 116981754 | 91367455 | 31576685 | 79.088 | 27.333 |
| HAMILTON INS CO | DE | 56953794 | 43194716 | -7787021 | 3478231 | 3634574 | 8373036 | 113.561 | 261.612 |
| HANOVER AMER INS CO | NH | 29253721 | 29253721 | 648627 | 0 | 0 | 0 | 0 | 0 |
| HANOVER INS CO | NH | 7748104763 | 2071733636 | 270132083 | 3337076863 | 2146552339 | 1148731403 | 66.367 | 35.516 |
| HARCO NATL INS CO | IL | 606137822 | 204060687 | 1234922 | 156295883 | 102075177 | 48978219 | 73.328 | 35.184 |
| HARLEYSVILLE INS CO | PA | 167802729 | 27919089 | 2280049 | 0 | 0 | 0 | 0 | 0 |
| HARTFORD ACCIDENT & IND CO | CT | 11906590290 | 2833377111 | 468145811 | 3499716403 | 2410317783 | 1045696794 | 68.671 | 29.792 |
| HARTFORD CAS INS CO | IN | 2352301177 | 886506249 | 76659477 | 588817382 | 405529148 | 17593527 | 68.671 | 29.792 |
| HARTFORD FIRE IN CO | CT | 22855297993 | 9916024902 | 1257119501 | 4442894791 | 3344801741 | 1327507814 | 75.065 | 29.792 |
| HARTFORD INS CO OF THE MIDWEST | IN | 636895619 | 507769197 | 17334058 | 53528853 | 36866287 | 15994140 | 68.671 | 29.792 |
| HARTFORD STEAM BOIL INSPEC & INS CO | CT | 1213539288 | 503588968 | 35936403 | 676297628 | 155337701 | 308982202 | 33.125 | 65.889 |
| HARTFORD STEAM BOIL INSPEC INS CO CT | CT | 15304670 | 13011774 | 3109140 | -7665852 | -62 | -3325015 | 40 | 2145170.968 |
| HARTFORD UNDERWRITERS INS CO | CT | 1675910408 | 581559697 | 56175592 | 428230824 | 294930290 | 127953111 | 68.671 | 29.792 |
| HDI GLOBAL INS CO | IL | 414771937 | 166407263 | 10534390 | 5452624 | 8414400 | -12300963 | 191.211 | -279.53 |
| HERITAGE CAS INS CO | KS | 15593925 | 15507162 | 1482529 | 0 | 0 | -1161068 | 0 | 0 |
| HERITAGE IND CO | CA | 68583152 | 17655823 | 13545389 | -39047805 | 15145353 | -6427129 | 90.501 | -38.405 |
| HIGHMARK CAS INS CO | PA | 268091120 | 185322432 | 6113255 | 185686764 | 146018173 | 35482559 | 78.856 | 19.162 |
| HISCOX INS CO INC | IL | 330034602 | 95835815 | 6849714 | 85537729 | 55868537 | 18096239 | 70.565 | 22.856 |
| HOMESITE INS CO | WI | 155796254 | 87959747 | 954232 | 0 | 0 | -1006139 | 0 | 0 |
| HOMESITE INS CO OF THE MIDWEST | WI | 449671551 | 102937705 | 129184 | 0 | 0 | -409977 | 0 | 0 |
| HORACE MANN INS CO | IL | 526721143 | 190578826 | 8727263 | 270509817 | 203478390 | 71961600 | 76.91 | 27.2 |
| HORACE MANN PROP & CAS INS CO | IL | 304727358 | 125938075 | 8060384 | 174181931 | 131020232 | 46411674 | 76.91 | 27.244 |
| HOUSING AUTHORITY PROP A MUT CO | VT | 181894488 | 118501871 | -397075 | 52259951 | 33237140 | 18554823 | 70.192 | 39.185 |
| HOUSING ENTERPRISE INS CO INC | VT | 78279040 | 33638715 | 1301713 | 25370390 | 17863596 | 8884204 | 67.497 | 33.569 |
| HUDSON INS CO | DE | 1204067667 | 428383799 | 30706883 | 198435215 | 123627507 | 29156852 | 67.832 | 15.998 |
| IDAH0 COUNTIES RISK MGMT PROGRAM | ID | 73178830 | 25221983 | -9463509 | 25082921 | 28205155 | 6624962 | 114.785 | 26.961 |
| IDAH0 STATE INS FUND | ID | 824131984 | 268238753 | 30552157 | 243934489 | 187379273 | 37596024 | 76.61 | 15.371 |
| IDS PROP CAS INS CO | WI | 1789935270 | 780637714 | -9711480 | 957355868 | 916240266 | 169720362 | 92.238 | 17.086 |
| ILLINOIS INS CO | IA | 60350431 | 36130342 | 4446067 | 21963034 | 11054741 | 4816453 | 50.194 | 21.869 |

Summary of Financial Condition as of December 31, 2017

| PROPERTY AND CASUALTY INSURERS (continued) | | | | | | | | | |
|--|-------------------|-----------------|-------------------|------------|----------------------|--------------------|----------------|------------------------|-------------------------|
| Company Name | State of Domicile | Admitted Assets | Capital & Surplus | Net Income | Net Premiums Written | Net Losses and LAE | Other Expenses | Net Loss and LAE Ratio | Net Other Expense Ratio |
| ILLINOIS NATL INS CO | IL | 55391800 | 41340375 | 2740670 | 0 | 0 | 0 | 0 | 0 |
| IMPERIUM INS CO | TX | 373674265 | 166537150 | -2160929 | 94590150 | 86263358 | 28256434 | 96.28 | 31.537 |
| INDEMNITY CO OF CA | CA | 10822835 | 5743745 | 2092546 | 1131732 | 83520 | 1401101 | 2.75 | 46.128 |
| INDEMNITY INS CO OF NORTH AMER | PA | 485458100 | 129972398 | 2125978 | 108249028 | 89492229 | 18743172 | 83.918 | 17.576 |
| INDEPENDENCE AMER INS CO | DE | 112881678 | 72082836 | 8727812 | 110847990 | 53237292 | 50662598 | 46.982 | 44.71 |
| INDIANA LUMBERMENS MUT INS CO | IN | 56963536 | 16578881 | 893506 | 16379450 | 9765023 | 5061754 | 64.406 | 33.385 |
| INFINITY INS CO | IN | 2043141220 | 660148836 | 67863373 | 1374371063 | 1047440107 | 317911248 | 77.075 | 23.393 |
| INSURANCE CO OF N AMER | PA | 999408125 | 251247545 | 5992279 | 270622574 | 223730634 | 46857937 | 83.918 | 17.576 |
| INSURANCE CO OF THE STATE OF PA | IL | 246235800 | 144422922 | 8396923 | 0 | 0 | 0 | 0 | 0 |
| INSURANCE CO OF THE WEST | CA | 2570217487 | 1034207472 | 91103382 | 807683723 | 532122255 | 186217052 | 65.826 | 23.036 |
| INTEGON IND CORP | NC | 185536455 | 20307047 | -1027413 | 0 | 0 | 2799 | 0 | 0 |
| INTEGON NATL INS CO | NC | 3766010190 | 970384877 | 145370691 | 1384376626 | 1371902545 | 555963013 | 76.17 | 30.868 |
| INTERNATIONAL FIDELITY INS CO | NI | 219808436 | 94248899 | 8504704 | 102290972 | 11940487 | 77748054 | 11.93 | 77.68 |
| INTREPID INS CO | IA | 32193524 | 30424179 | 340391 | 0 | 0 | 0 | 0 | 0 |
| IRONSHORE IND INC | MN | 185821900 | 99227386 | -11276003 | 24074035 | 19772727 | 10701002 | 84.809 | 45.898 |
| JEFFERSON INS CO | NY | 104577376 | 65763593 | 6512771 | 121190239 | 39685243 | 67561817 | 34.261 | 58.328 |
| JEWELERS MUT INS CO | WI | 442431373 | 282495227 | 23521519 | 196274705 | 80392735 | 82300111 | 42.785 | 43.8 |
| KEMPER FINANCIAL IND CO | IL | 20886085 | 20859733 | 412906 | 0 | 0 | 0 | 0 | 0 |
| KEY RISK INS CO | IA | 45001042 | 31574252 | 755747 | 0 | 0 | 0 | 0 | 0 |
| KNIGHTBROOK INS CO | DE | 159255946 | 71062047 | 7237881 | 17052578 | 13885231 | 6655826 | 71.063 | 34.064 |
| LAMORAK INS CO | PA | 25582985 | 25018777 | 635002 | 0 | 0 | 34275 | 0 | 0 |
| LANCER INS CO | IL | 689114006 | 209377077 | 15515266 | 253450718 | 177692312 | 75196862 | 68.279 | 28.895 |
| LANDCAR CAS CO | UT | 44501686 | 16945670 | -659961 | 11068718 | 10382386 | 784861 | 111.648 | 8.44 |
| LEXINGTON NATL INS CORP | FL | 61921781 | 19298556 | 399208 | 12914424 | 87390 | 13001405 | 0.69 | 102.625 |
| LEXON INS CO | TX | 244457980 | 68047282 | 2359938 | 70453956 | 16164776 | 52018855 | 22.869 | 73.592 |
| LIBERTY INS CORP | IL | 260149633 | 245074159 | 3131301 | 0 | 0 | 0 | 0 | 0 |
| LIBERTY INS UNDERWRITERS INC | IL | 264075060 | 127395217 | 1071747 | 0 | 0 | 0 | 0 | 0 |
| LIBERTY MUT FIRE INS CO | WI | 6038929326 | 1412787575 | -30983267 | 2284016929 | 1750051986 | 676905160 | 79.519 | 30.757 |
| LIBERTY MUT INS CO | MA | 46020754541 | 14531323273 | -908421315 | 14275105782 | 10937824924 | 4357957987 | 79.519 | 31.683 |
| LIBERTY NORTHWEST INS CORP | OR | 59896402 | 55518108 | -363721 | 0 | 0 | 0 | 0 | 0 |
| LM GEN INS CO | IL | 11153851 | 10902473 | 197180 | 0 | 0 | 0 | 0 | 0 |
| LM INS CORP | IL | 123973144 | 116491120 | -800454 | 0 | 0 | 0 | 0 | 0 |
| LM PROP & CAS INS CO | IN | 66263020 | 35796149 | -637889 | 0 | -1 | 0 | 0 | 0 |
| LYNDON SOUTHERN INS CO | DE | 191889003 | 51455971 | 3271295 | 105124859 | 41788134 | 42149422 | 48.349 | 48.767 |
| MAIDEN REINS N AMER INC | MO | 1298932155 | 301661018 | 16866286 | 468263277 | 374337929 | 123879945 | 78.883 | 26.105 |
| MAIDSTONE INS CO | NY | 56695038 | 14558678 | -1613960 | 30987238 | 26163814 | 11800289 | 77.733 | 35.059 |
| MANUFACTURERS ALLIANCE INS CO | PA | 219360978 | 75836701 | 3652439 | 60700445 | 45003696 | 13724524 | 76.367 | 23.289 |
| MAPFRE INS CO | NJ | 80454095 | 21216315 | -524776 | 47586100 | 37909028 | 12127355 | 79.898 | 25.56 |
| MARKET AMER INS CO | VA | 585546827 | 179931496 | -3147992 | 300668866 | 172221206 | 104679400 | 64.963 | 39.486 |
| MARKEL INS CO | IL | 1679150397 | 409243912 | 111858562 | 571892628 | 307863073 | 192292702 | 55.442 | 34.629 |
| MASSACHUSETTS BAY INS CO | NH | 65168732 | 65155890 | 1425916 | 0 | 0 | 0 | 0 | 0 |
| MAXUM CAS INS CO | CT | 27584309 | 17271558 | 1456066 | -29625888 | -21979475 | -293734 | 98.681 | 1.319 |
| MBIA INS CORP | NY | 262431130 | 236535048 | 107145027 | 40685887 | 186103640 | 12303149 | 288.619 | 19.08 |
| MEDICAL INS EXCH OF CA | CA | 405394328 | 183859724 | 4384531 | 50572778 | 40519050 | 9722927 | 78.285 | 18.785 |
| MEDICAL PROTECTIVE CO | IN | 3317987480 | 2020957849 | 83250961 | 239978122 | 146081715 | 62282587 | 58.001 | 24.729 |

Summary of Financial Condition as of December 31, 2017

| PROPERTY AND CASUALTY INSURERS (continued) | | | | | | | | | |
|--|-------------------|-----------------|-------------------|-------------|----------------------|--------------------|----------------|------------------------|-------------------------|
| Company Name | State of Domicile | Admitted Assets | Capital & Surplus | Net Income | Net Premiums Written | Net Losses and LAE | Other Expenses | Net Loss and LAE Ratio | Net Other Expense Ratio |
| MEDICUS INS CO | TX | 382,178,388 | 332,718,252 | 119,003,399 | 0 | 20,798,911 | -2,087,147 | 0 | 0 |
| MEDMAR CAS INS CO | VT | 295,649,941 | 203,518,074 | 302,116,771 | 33,797,988 | 206,900,999 | 11,497,049 | 60,798 | 33,784 |
| MEMIC IND CO | NH | 52,862,469 | 147,547,721 | 183,405,555 | 19,589,195 | 141,162,094 | 47,394,534 | 77.4 | 25,987 |
| MENDOTA INS CO | MN | 11,857,161 | 262,182,111 | -12,300,353 | 11,365,771 | 10,880,196 | 31,688,142 | 94,384 | 27,489 |
| MERASTAR INS CO | IL | 395,955,211 | 125,314,966 | 62,834,211 | 0 | 0 | 0 | 0 | 0 |
| MERCHANTS BONDING CO A MUT | IA | 200,412,135 | 121,193,842 | 13,085,123 | 885,703,999 | 699,783 | 61,333,928 | 8,314 | 72,921 |
| MERCHANTS NATL BONDING INC | IA | 355,187,005 | 155,735,336 | 178,756,888 | 12,077,781 | 953,745 | 836,960,211 | 8,315 | 72,972 |
| MERITPLAN INS CO | CA | 129,789,411 | 134,038,944 | 13,256,411 | -484,111 | 52,515 | 17,467 | -1084,798 | -360,812 |
| METROMILE INS CO | DE | 413,986,626 | 12,888,135 | -307,508 | 33,477,918 | 34,886,375 | 70,763,431 | 107,209 | 21,746 |
| METROPOLITAN CAS INS CO | RI | 234,915,603 | 684,301,222 | 16,591,488 | 0 | 0 | 0 | 0 | 0 |
| METROPOLITAN DRT PROP & CAS INS CO | RI | 173,800,180 | 44,788,067 | 906,585 | 0 | 0 | 0 | 0 | 0 |
| METROPOLITAN GEN INS CO | RI | 42,400,494 | 367,107,071 | 810,491 | 0 | 0 | 0 | 0 | 0 |
| METROPOLITAN GRP PROP & CAS INS CO | RI | 68,702,566 | 386,162,202 | 12,751,697 | 0 | 0 | 433,911 | 0 | 0 |
| METROPOLITAN PROP & CAS INS CO | RI | 61,074,296 | 22,655,725 | 24,620,888 | 361,763,775 | 256,161,258 | 93,863,908 | 71,488 | 26,195 |
| MGA INS CO INC | TX | 299,420,579 | 107,338,457 | 180,775,554 | 287,225,059 | 179,181,125 | 788,225,241 | 65,274 | 28,714 |
| MGC ASSUR CORP GEN ACCOUNT | WI | 178,277,771 | 14,399,079 | 268,798 | 239,591,311 | 176,488 | 180,447 | 2,825 | 28,889 |
| MGC IND CORP | WI | 147,232,433 | 92,869,392 | 32,366,151 | 813,386,711 | 242,964 | 163,523,111 | 2,605 | 17,536 |
| MIC GEN INS CORP | MI | 57,185,321 | 273,467,851 | 320,141 | 0 | 0 | 918 | 0 | 0 |
| MIC PROP & CAS INS CORP | MI | 99,715,185 | 55,194,366 | 33,524,466 | 0 | 0 | 200 | 0 | 0 |
| MICHIGAN MILLERS MUT INS CO | MI | 187,612,888 | 59,994,213 | 649,429,311 | 639,399,011 | 353,310,261 | 23,155,769 | 58,717 | 38,483 |
| MID CENTURY INS CO | CA | 394,155,714 | 107,580,222 | 482,325,791 | 22,695,583 | 16,092,790 | 76,587,540 | 69,266 | 32,964 |
| MID CONTINENT ASSUR CO | OH | 211,129,711 | 206,124,711 | 49,112,811 | 0 | 0 | 0 | 0 | 0 |
| MID CONTINENT CAS CO | OH | 52,786,143 | 17,870,178 | 12,100,544 | 11,859,157 | 71,466,209 | 45,609,718 | 60,695 | 38,736 |
| MIDDLESEX INS CO | WI | 76,428,597 | 244,320,352 | 11,151,989 | 21,080,837 | 155,146,223 | 62,605,522 | 74,831 | 30,196 |
| MIDVALE IND CO | WI | 145,194,171 | 133,167,770 | 8,777,211 | 0 | 0 | 0 | 0 | 0 |
| MIDWEST EMPLOYERS CAS CO | DE | 16,880,341 | 10,681,053 | 311,897 | 0 | 0 | 0 | 0 | 0 |
| MIDWEST FAMILY MUT INS CO | IA | 24,623,073 | 6,892,534 | 62,009,222 | 13,664,805 | 863,886,861 | 32,979,323 | 67,611 | 25,811 |
| MILBANK INS CO | IA | 63,591,392 | 15,403,179 | 448,748 | 273,396,789 | 198,158,032 | 96,586,430 | 72,151 | 35,168 |
| MILFORD CAS INS CO | DE | 44,805,380 | 253,119,666 | 687,402,711 | 15,012,504 | 262,101,941 | 415,248 | 82,771 | 1,311 |
| MINNESOTA LAWYERS MUT INS CO | MN | 188,684,432 | 99,769,330 | 77,342,301 | 33,697,795 | 186,873,751 | 81,662,222 | 56,979 | 24,899 |
| MITSUI SUMITOMO INS CO OF AMER | NY | 97,582,064 | 37,186,102 | 30,163,289 | 201,299,446 | 12,534,540 | 58,691,033 | 62,928 | 29,465 |
| MITSUI SUMITOMO INS USA INC | NY | 139,273,151 | 64,464,481 | 23,595,261 | 25,162,430 | 15,668,176 | 73,919,999 | 62,928 | 29,688 |
| MMIC INS INC | MN | 682,716,968 | 362,600,590 | 431,111,164 | 9,683,150 | 71,297,430 | 22,309,659 | 71,643 | 22,418 |
| MONTEREY INS CO | CA | 787,339,121 | 219,128,341 | -12,186,635 | 39,652,864 | 39,451,853 | 143,135,558 | 100,631 | 36,511 |
| MORTGAGE GUAR INS CORP | WI | 47,562,291 | 16,204,117 | 27,168,669 | 86,626,197 | 44,199,005 | 11,488,471 | 5,381 | 13,985 |
| MOTORISTS COMMERCIAL MUT INS CO | OH | 36,881,317 | 14,747,423 | -24,245,138 | 13,361,340 | 11,153,898 | 56,672,760 | 83,476 | 42,381 |
| MOTORS INS CORP | MI | 203,049,765 | 86,758,165 | 76,195,961 | 39,405,324 | 33,057,030 | 102,616,059 | 74,663 | 23,177 |
| MOUNTAIN STATES IND CO | NM | 163,297,737 | 110,406,311 | 96,803,311 | -101,746 | 14,752,491 | -77,193,711 | 90,389 | -47,297 |
| MOUNTAIN VALLEY IND CO | NM | 64,092,399 | 20,306,252 | -10,999,969 | 141,708,931 | 899,293 | 545,100 | 66,715 | 40,439 |
| MUNICH RE INS AMER INC | DE | 185,857,640 | 40,191,683 | -61,727,225 | 41,679,182 | 29,646,285 | 14,007,594 | 84,756 | 40,047 |
| MUNICIPAL ASSUR COR | NY | 82,358,181 | 270,394,027 | 322,530,031 | 736,112 | 39,888,711 | 17,089,320 | 0,465 | 19,925 |
| MUTUAL OF ENUMCLAW INS CO | OR | 7,482,741 | 3,382,758 | 745,524 | 39,581,953 | 28,142,207 | 12,508,295 | 72,391 | 32,175 |
| NATIONAL AMER INS CO | OK | 211,681,892 | 679,198,861 | 260,103,311 | 83,921,388 | 43,867,367 | 314,263,111 | 57,581 | 41,251 |
| NATIONAL AMER INS CO OF CA | CA | 248,989,291 | 673,200,611 | -20,497,471 | 95,711 | 11,170,411 | 12,756,668 | 13,843,277 | 15,071,581 |
| NATIONAL CAS CO | OH | 41,860,889 | 140,773,810 | 519,575,551 | 0 | 0 | 0 | 0 | 0 |

Summary of Financial Condition as of December 31, 2017

| PROPERTY AND CASUALTY INSURERS (continued) | | | | | | | | | | |
|--|-------------------|-----------------|-------------------|------------|----------------------|--------------------|----------------|------------------------|-------------------------|--|
| Company Name | State of Domicile | Admitted Assets | Capital & Surplus | Net Income | Net Premiums Written | Net Losses and LAE | Other Expenses | Net Loss and LAE Ratio | Net Other Expense Ratio | |
| NATIONAL CONTINENTAL INS CO | NY | 135020787 | 62674172 | 13035206 | 12158175 | 13361412 | 17066284 | 104.891 | 133.976 | |
| NATIONAL FARMERS UNION PROP & CAS | WI | 134145686 | 42131216 | -2280866 | 61018149 | 46982405 | 18922090 | 75.581 | 30.44 | |
| NATIONAL FIRE INS CO OF HARTFORD | IL | 118022725 | 117953193 | 4171654 | 0 | 0 | 0 | 0 | 0 | |
| NATIONAL GEN ASSUR CO | MO | 41899293 | 17421171 | 328555 | 0 | 0 | 6418 | 0 | 0 | |
| NATIONAL GEN INS CO | MO | 69020273 | 26410525 | 1065412 | 0 | 0 | 5054 | 0 | 0 | |
| NATIONAL GENERAL INS ONLINE INC | MO | 42630675 | 11304148 | 52744 | 0 | 0 | 7822 | 0 | 0 | |
| NATIONAL IND CO | NE | 2.31374E+11 | 1.28563E+11 | 2079664386 | 24030872173 | 19347061933 | 3721283332 | 88.292 | 16.982 | |
| NATIONAL INS ASSN | IN | 13755336 | 13753307 | 252980 | 0 | 0 | 0 | 0 | 0 | |
| NATIONAL INS CO OF WI INS | WI | 13591215 | 11400404 | -94347 | 18467 | 260684 | 242340 | 1411.622 | 1312.289 | |
| NATIONAL INTERSTATE INS CO | OH | 1272393181 | 301209664 | 54387301 | 323376879 | 206225456 | 86078190 | 66.995 | 27.964 | |
| NATIONAL LIAB & FIRE INS CO | CT | 2710112880 | 1246269357 | 522160833 | 551922803 | 423256030 | 137989237 | 74.293 | 24.221 | |
| NATIONAL MORTGAGE INS CORP | WI | 717815260 | 344017675 | -36246085 | 145058822 | 5265020 | 68917359 | 3.84 | 50.258 | |
| NATIONAL PUBLIC FINANCE GUAR CORP | NY | 3753940388 | 2165906671 | -321385830 | 13033832 | 584340543 | 66745121 | 273.519 | 31.242 | |
| NATIONAL SPECIALTY INS CO | TX | 88095379 | 50706648 | 2213085 | 30022205 | 14310070 | 12466431 | 49.362 | 43.002 | |
| NATIONAL SURETY CORP | IL | 140903140 | 73806105 | -158595 | 0 | 0 | 0 | 0 | 0 | |
| NATIONAL UNION FIRE INS CO OF PITTS | PA | 25661135840 | 6431157964 | -357417631 | 5399408359 | 4439324111 | 1686377720 | 87.873 | 33.381 | |
| NATIONWIDE AFFINITY CO OF AMER | OH | 296712795 | 12016062 | -604897 | 0 | 0 | 0 | 0 | 0 | |
| NATIONWIDE AGRIBUSINESS INS CO | IA | 758583327 | 191633032 | 1525793 | 0 | 0 | 0 | 0 | 0 | |
| NATIONWIDE ASSUR CO | OH | 131947342 | 64955893 | 3459537 | 0 | 0 | 0 | 0 | 0 | |
| NATIONWIDE GEN INS CO | OH | 406312372 | 21305709 | -1805088 | 0 | 0 | 0 | 0 | 0 | |
| NATIONWIDE INS CO OF AMER | OH | 431308529 | 155084978 | 2756924 | 0 | 0 | 0 | 0 | 0 | |
| NATIONWIDE MUT FIRE INS CO | OH | 8598084549 | 2380280688 | -391609422 | 5206615430 | 3546390016 | 1524661383 | 81.061 | 34.85 | |
| NATIONWIDE MUT INS CO | OH | 35425425127 | 12193333322 | -370825863 | 12718337599 | 11101742598 | 4180025736 | 81.061 | 30.521 | |
| NATIONWIDE PROP & CAS INS CO | OH | 537642885 | 39663145 | -4125158 | 0 | 0 | 0 | 0 | 0 | |
| NAU COUNTRY INS CO | MN | 966889745 | 282588469 | -15374736 | 469839704 | 361764476 | 145700086 | 75.581 | 30.44 | |
| NAVIGATORS INS CO | NY | 3084481969 | 1056559816 | 76442800 | 944296982 | 579794058 | 287412437 | 67.33 | 33.377 | |
| NCMIC INS CO | IA | 782763186 | 299457017 | 13246916 | 168253035 | 109716259 | 46262743 | 66.981 | 28.243 | |
| NETHERLANDS INS CO THE | NH | 99097051 | 89675004 | 1226365 | 0 | 0 | 0 | 0 | 0 | |
| NEVADA GEN INS CO | NV | 14540378 | 6132993 | 117052 | 6336555 | 3588933 | 1587045 | 67.503 | 29.85 | |
| NEW ENGLAND INS CO | CT | 19721088 | 17409666 | 211311 | 8 | 1430000 | 2908 | 17044098.93 | 34659.595 | |
| NEW ENGLAND REINS CORP | CT | 39363075 | 37098670 | 206842 | 8 | 1430000 | 2908 | 16983374.35 | 34536.817 | |
| NEW HAMPSHIRE INS CO | IL | 215865419 | 185177776 | -5939674 | 0 | 0 | 11302396 | 0 | 0 | |
| NEW YORK MARINE & GEN INS CO | NY | 1746180527 | 433946053 | 20673002 | 483359558 | 290119027 | 158615887 | 64.64 | 35.341 | |
| NGM INS CO | FL | 2593177482 | 1025398392 | -11291549 | 1210297019 | 833950176 | 375741752 | 72.626 | 32.722 | |
| NORCAL MUT INS CO | CA | 1610452878 | 736210187 | 53613725 | 395670934 | 293842542 | 88569963 | 76.863 | 23.168 | |
| NORGUARD INS CO | PA | 1098648567 | 238743650 | 29928091 | 289353171 | 150258735 | 69135790 | 57.908 | 26.644 | |
| NORTH AMER ELITE INS CO | NH | 139936268 | 42032834 | 2226304 | 49 | -7177 | -4835562 | -23923.333 | -161185.40 | |
| NORTH AMER SPECIALTY INS CO | NH | 510423216 | 321437619 | 6788230 | 44497 | 1434192 | -5398930 | 1481.022 | -5575.219 | |
| NORTH PACIFIC INS CO | OR | 8498232 | 7961090 | 87943 | 0 | 0 | 0 | 0 | 0 | |
| NORTH POINTE INS CO | PA | 20476142 | 11233553 | 187194 | 0 | 0 | 0 | 0 | 0 | |
| NORTH RIVER INS CO | NJ | 1070273515 | 293386853 | -33817205 | 410495536 | 263846301 | 143823076 | 64.73 | 35.285 | |
| NORTHLAND CAS CO | CT | 110569660 | 37575961 | 2446585 | 31965019 | 21778350 | 9356704 | 69.516 | 29.867 | |
| NORTHLAND INS CO | CT | 1187752787 | 516111236 | 40824520 | 278552310 | 189782883 | 81537193 | 69.516 | 29.867 | |
| NORTHWEST DENTISTS INS CO | WA | 24527694 | 13948564 | 2031374 | 6468675 | 2813149 | 2129280 | 41.803 | 31.641 | |
| NOVA GAS CO | NY | 89079677 | 88584135 | 2512876 | 0 | 0 | 0 | 0 | 0 | |

Summary of Financial Condition as of December 31, 2017

| PROPERTY AND CASUALTY INSURERS (continued) | | | | | | | | | |
|--|-------------------|-----------------|-------------------|------------|----------------------|--------------------|----------------|------------------------|-------------------------|
| Company Name | State of Domicile | Admitted Assets | Capital & Surplus | Net Income | Net Premiums Written | Net Losses and LAE | Other Expenses | Net Loss and LAE Ratio | Net Other Expense Ratio |
| NUTMEG INS CO | CT | 440661697 | 257769765 | 46702904 | 74940394 | 51612801 | 22391795 | 68.671 | 29.792 |
| OAK RIVER INS CO | NE | 809104792 | 320327591 | 97098861 | 158784686 | 76249190 | 33767229 | 53.331 | 23.618 |
| OAKWOOD INS CO | TN | 72112311 | 41361340 | 509352 | 115751 | 925628 | -153394 | 11123.361 | -1843.346 |
| OBI NATL INS CO | PA | 13277707 | 13251207 | 115751 | 0 | 0 | 0 | 0 | 0 |
| OCCEIDENTAL FIRE & CAS CO OF NC | NC | 474328526 | 223980794 | 10275707 | 65236547 | 42605287 | 22569201 | 73.415 | 38.89 |
| ODYSSEY REINS CO | CT | 7797058913 | 3248830957 | 888161589 | 1880848800 | 1187606745 | 615811260 | 67.394 | 34.946 |
| OHIO INS CO | OH | 98642749 | 72952518 | 26317287 | 26317287 | -37335113 | 137088 | 0 | 0 |
| OHIO CAS INS CO | NH | 6147617984 | 1693624141 | -5192597 | 2284016929 | 1750051986 | 676905160 | 79.519 | 30.757 |
| OHIO IND CO | OH | 152509155 | 45462613 | 9904390 | 98556134 | 59052481 | 35511446 | 56.8 | 34.157 |
| OHIO SECURITY INS CO | NH | 16176242 | 14976734 | -780687 | 0 | 0 | 0 | 0 | 0 |
| OLD REPUBLIC GEN INS CORP | IL | 2078817550 | 596301154 | 90748123 | 224003785 | 143853906 | 14990112 | 65.147 | 6.789 |
| OLD REPUBLIC INS CO | PA | 2923260036 | 1141167874 | 97254555 | 459030809 | 273318005 | 131925194 | 61.659 | 29.761 |
| OLD REPUBLIC SECURITY ASSUR CO | IL | 1023558050 | 202615273 | 1588219 | 229359796 | 188850737 | 62714931 | 86.995 | 28.89 |
| OLD REPUBLIC SURETY CO | WI | 127125256 | 70478078 | 11379840 | 50612938 | 3964091 | 35442638 | 7.918 | 70.798 |
| OLD UNITED CAS CO | KS | 650467148 | 240687078 | 28314540 | 144063417 | 58143214 | 36691607 | 48.014 | 30.3 |
| OREGON AUTOMOBILE INS CO | OR | 8348463 | 7907189 | 66024 | 0 | 0 | 0 | 0 | 0 |
| OREGON MUT INS CO | OR | 214620001 | 72045462 | -4348694 | 127823084 | 87366738 | 46060955 | 70.395 | 37.113 |
| OWNERS INS CO | OH | 4110384197 | 1815524807 | 73751773 | 1642427928 | 1088382616 | 469603386 | 69.746 | 30.093 |
| PACIFIC COMPENSATION INS CO | CA | 428214298 | 116334560 | 3045326 | 160138766 | 121688132 | 42822718 | 74.376 | 26.173 |
| PACIFIC EMPLOYERS INS CO | CA | 3687373794 | 1063434702 | 36005865 | 963416358 | 796480855 | 166814255 | 83.918 | 17.576 |
| PACIFIC IND CO | WI | 6560023975 | 2992544839 | 342342035 | 863196222 | 589795337 | 219296039 | 59.044 | 21.954 |
| PACIFIC PIONEER INS CO | CA | 20024633 | 9016687 | 150386 | 4352555 | 3608173 | 750145 | 89.999 | 18.711 |
| PACIFIC SPECIALTY INS CO | CA | 294372820 | 110468132 | -1015666 | 165444536 | 116550349 | 74942200 | 67.315 | 43.284 |
| PACIFIC STAR INS CO | WI | 15609094 | 10288863 | -137882 | 2471229 | 1639297 | 975690 | 71.16 | 40.183 |
| PACO ASSUR CO INC | IL | 64093286 | 31413150 | 1782906 | 8809223 | 6346432 | 2159768 | 69.413 | 23.622 |
| PARTNER AMER INS CO | DE | 393029021 | 110050786 | -4479411 | 38402071 | 46901727 | -1259950 | 125.95 | -3.383 |
| PARTNER INS CO OF NY | NY | 117280622 | 109321677 | 507491 | 15781 | -473857 | 283580 | -3002.706 | 1796.971 |
| PEACHTREE CAS INS CO | FL | 16465424 | 5053373 | -3034411 | 6294898 | 6070169 | 3417259 | 88.285 | 49.701 |
| PEAK PROP & CAS INS CORP | WI | 48662087 | 39101263 | 504286 | 0 | 0 | 0 | 0 | 0 |
| PEERLESS IND INS CO | IL | 199530812 | 191988425 | 3755069 | 0 | 0 | 0 | 0 | 0 |
| PEERLESS INS CO | NH | 14599952771 | 3448452589 | -54757350 | 5710042317 | 4375129969 | 1692262905 | 79.519 | 30.757 |
| PEMCO MUT INS CO | WA | 772787511 | 284867910 | 564775 | 453246173 | 337978344 | 110290238 | 77.363 | 25.245 |
| PENN AMER INS CO | PA | 127202897 | 63069505 | -2647962 | 23774798 | 19367012 | 9398500 | 81.763 | 39.678 |
| PENN MILLERS INS CO | PA | 99756735 | 42235274 | 1142206 | 0 | 5726961 | -5368812 | 0 | 0 |
| PENNSYLVANIA LUMBERMENS MUT INS | PA | 488134716 | 132809180 | 14411774 | 155173733 | 92493887 | 47636024 | 64.394 | 33.164 |
| PENNSYLVANIA MANUFACTURERS ASSOC INS | PA | 1017283460 | 343839532 | 17594323 | 182101336 | 135011091 | 41173571 | 76.367 | 23.289 |
| PENNSYLVANIA MANUFACTURERS IND CO | PA | 233717359 | 86618632 | 4454644 | 60700445 | 45003696 | 13724524 | 76.367 | 23.289 |
| PENNSYLVANIA NATL MUT CAS INS CO | PA | 1288704546 | 576040457 | -1926972 | 344575541 | 279357044 | 114585782 | 82.586 | 33.875 |
| PERMANENT GEN ASSUR CORP | WI | 582232843 | 135764512 | 16501688 | -147488660 | 0 | 31772912 | 0 | 0 |
| PETROLEUM CAS CO | TX | 32808905 | 23126952 | 2412977 | 3706273 | 964453 | 1218214 | 26.035 | 32.885 |
| PHARMACISTS MUT INS CO | IA | 319078389 | 131398934 | 15108527 | 101104178 | 65794947 | 35271242 | 66.055 | 35.411 |
| PHILADELPHIA IND INS CO | PA | 8653171302 | 2316369191 | 364120379 | 3024782611 | 1874752057 | 884599844 | 63.739 | 30.075 |
| PHOENIX INS CO | CT | 4210258542 | 1625366455 | 159156638 | 1142309128 | 777798747 | 334168903 | 69.473 | 29.848 |
| PHYSICIANS INS A MUT CO | WA | 504497780 | 250158164 | 9492357 | 81130272 | 64249016 | 16142043 | 81.046 | 20.362 |
| PIONEER SPECIALTY INS CO | MIN | 71086487 | 28398040 | 1721423 | 26235141 | 17944659 | 7935228 | 67.503 | 29.85 |

Summary of Financial Condition as of December 31, 2017

| PROPERTY AND CASUALTY INSURERS (continued) | | | | | | | | | |
|--|-------------------|-----------------|-------------------|------------|----------------------|--------------------|----------------|------------------------|-------------------------|
| Company Name | State of Domicile | Admitted Assets | Capital & Surplus | Net Income | Net Premiums Written | Net Losses and LAE | Other Expenses | Net Loss and LAE Ratio | Net Other Expense Ratio |
| PLANS LIAB INS CO | OH | 106749968 | 48396984 | -21392304 | 1315078 | 22587992 | 2394462 | 1517.452 | 154.039 |
| PLATEAU CAS INS CO | TN | 45822439 | 22375978 | 1957268 | 21968403 | 13300769 | 6452636 | 57.682 | 32.03 |
| PLATTE RIVER INS CO | NE | 150799223 | 48274427 | 1925505 | 40671624 | 21876589 | 17438792 | 55.913 | 44.571 |
| PLAZA INS CO | IA | 65556283 | 27689645 | 328532 | 0 | 0 | 0 | 0 | 0 |
| PMI INS CO | AZ | 119401672 | 59885408 | 10884958 | 18874858 | 5076157 | 6688475 | 23.853 | 31.429 |
| PMI MORTGAGE INS CO | AZ | 837769507 | -1367697161 | 90392503 | 125756595 | 85658013 | 13479597 | 67.676 | 10.65 |
| PODIATRY INS CO OF AMER | IL | 303235161 | 112784492 | 4252143 | 56820896 | 45615202 | 10002043 | 89.463 | 19.618 |
| PRAETORIAN INS CO | PA | 453917350 | 211839691 | -10138565 | 146443542 | 112757758 | 45413014 | 75.581 | 30.44 |
| PREFERRED PROFESSIONAL INS CO | NE | 327417870 | 182251545 | 4569554 | 33053722 | 27769209 | 8967027 | 80.381 | 25.956 |
| PREVISOR INS CO | CO | 10199476 | 7937658 | -672583 | 455747 | 547979 | 775861 | 146.529 | 207.464 |
| PROASSURANCE IND CO INC | AL | 1080960542 | 348808427 | 73210157 | 186984277 | 98347171 | 38654601 | 53.032 | 20.844 |
| PRODUCERS AGRICULTURE INS CO | TX | 448769580 | 61713114 | -258536 | 0 | 34 | 1055738 | 0 | 0 |
| PROFESSIONALS ADVOCATE INS CO | MD | 142420537 | 116105748 | 4358201 | 3715509 | 2921608 | 1067510 | 70.847 | 25.887 |
| PROGRESSIVE ADVANCED INS CO | OH | 530414981 | 224490725 | 14570038 | 380083265 | 268023763 | 70873421 | 73.633 | 19.471 |
| PROGRESSIVE CAS INS CO | OH | 8431163893 | 2124812073 | 370416601 | 6584723521 | 4539319142 | 1308078625 | 72.828 | 20.987 |
| PROGRESSIVE CLASSIC INS CO | WI | 451988667 | 124909248 | 16348316 | 403146338 | 277917498 | 80086446 | 72.828 | 20.987 |
| PROGRESSIVE DIRECT INS CO | OH | 7785732957 | 2352706561 | 402698844 | 7364113251 | 5192960391 | 1373172527 | 73.633 | 19.471 |
| PROGRESSIVE MAX INS CO | OH | 568656211 | 178207560 | 29899541 | 570124897 | 402035643 | 106310131 | 73.633 | 19.471 |
| PROGRESSIVE NORTHERN INS CO | WI | 1866478948 | 531397382 | 91699145 | 1612583352 | 1111669994 | 320345786 | 72.828 | 20.987 |
| PROGRESSIVE NORTHWESTERN INS CO | OH | 1812542312 | 521177418 | 85825209 | 1612583352 | 1111669994 | 320345786 | 72.828 | 20.987 |
| PROGRESSIVE PREFERRED INS CO | OH | 931098309 | 254020632 | 43590362 | 806292676 | 555834997 | 160172893 | 72.828 | 20.987 |
| PROGRESSIVE PREMIER INS CO OF IL | OH | 326553746 | 80527155 | 8472774 | 190041632 | 134011881 | 35436710 | 73.633 | 19.471 |
| PROGRESSIVE SPECIALTY INS CO | OH | 1166319151 | 366409795 | 63681291 | 940674789 | 648474163 | 186868375 | 72.828 | 20.987 |
| PROGRESSIVE WEST INS CO | OH | 136055115 | 33137990 | 2768777 | 29665177 | 19601142 | 6650938 | 68.005 | 23.075 |
| PROPERTY & CAS INS CO OF HARTFORD | IN | 237543953 | 106172487 | 11877878 | 53528853 | 36866287 | 15994140 | 68.671 | 29.792 |
| PROSELECT INS CO | NE | 374661909 | 245851399 | 17380031 | 25166925 | 49767712 | 20690797 | 77.448 | 32.199 |
| PROSELECT NATL INS CO INC | AZ | 13600167 | 13595953 | 301094 | 0 | 0 | 66936 | 0 | 0 |
| PROTECTIVE INS CO | IN | 885622661 | 420370149 | 20337751 | 330121958 | 230377359 | 100625060 | 74.938 | 32.732 |
| PROTECTIVE PROP & CAS INS CO | MO | 385488161 | 169916899 | 17196898 | 55834146 | 41697298 | 9522504 | 68.728 | 15.696 |
| PROVIDENCE WASHINGTON INS CO | RI | 159722614 | 47938475 | 1906538 | 262 | -2031337 | 3623423 | -776415.931 | 1384941.712 |
| QBE INS CORP | PA | 2054330212 | 677993515 | -23704280 | 890864885 | 685943017 | 276262499 | 75.581 | 30.44 |
| QBE REINS CORP | PA | 1031422551 | 773039044 | -3338100 | 176952615 | 136248961 | 54874059 | 75.581 | 30.44 |
| QUALITAS INS CO | CA | 72622825 | 16585194 | -969922 | 35164787 | 32365853 | 12649054 | 75.294 | 29.426 |
| RADIAN GUAR INC | PA | 4071176103 | 1200952694 | 445054797 | 706817528 | 119347458 | 252252659 | 14.684 | 31.037 |
| RADIAN MORTGAGE ASSUR INC | PA | 8749796 | 8733137 | -90196 | 0 | 0 | 151782 | 0 | 0 |
| RADNOR SPECIALTY INS CO | NE | 53958263 | 52830392 | -189515 | 177815 | 126975 | 907826 | 133.734 | 956.15 |
| RAMPART INS CO | NY | 247660915 | 8028195 | -2159401 | 0 | 1475187 | 954688 | 0 | 0 |
| RED SHIELD INS CO | WA | 40522190 | 22553099 | 540877 | 13849337 | 6135654 | 7389216 | 45.248 | 54.493 |
| REDWOOD FIRE & CAS INS CO | NE | 1893660397 | 759538372 | 50707645 | 424220857 | 279983193 | 86612147 | 67.488 | 20.877 |
| REGENT INS CO | WI | 40893097 | 32209768 | 350836 | 0 | 0 | 0 | 0 | 0 |
| REPUBLIC IND CO OF AMER | CA | 2267282312 | 465053998 | 126492427 | 834312843 | 516554420 | 205197744 | 61.599 | 24.47 |
| REPUBLIC IND CO OF CA | CA | 26447496 | 25435109 | 428756 | 0 | 0 | 0 | 0 | 0 |
| REPUBLIC MORTGAGE ASSUR CO | FL | 22770813 | 9344786 | 820732 | 1528640 | 938342 | 385928 | 59.336 | 24.404 |
| REPUBLIC MORTGAGE GUAR INS CORP | NC | 139790619 | 20349802 | 8161864 | 16338337 | 9809606 | 2891619 | 58.05 | 17.112 |
| REPUBLIC MORTGAGE INS CO | NC | 586375200 | 49956356 | 42154220 | 88545688 | 54594121 | 12326001 | 59.724 | 13.484 |

Summary of Financial Condition as of December 31, 2017

| PROPERTY AND CASUALTY INSURERS (continued) | | | | | | | | | |
|--|-------------------|-----------------|-------------------|------------|----------------------|--------------------|----------------|------------------------|-------------------------|
| Company Name | State of Domicile | Admitted Assets | Capital & Surplus | Net Income | Net Premiums Written | Net Losses and LAE | Other Expenses | Net Loss and LAE Ratio | Net Other Expense Ratio |
| REPWEST INS CO | AZ | 340598141 | 197374987 | 16327726 | 47199003 | 10758507 | 29811310 | 23.082 | 63.959 |
| RESPONSE INS CO | IL | 39270816 | 36650286 | 121278 | 0 | 0 | 0 | 0 | 0 |
| RESPONSE WORLDWIDE INS CO | IL | 11708918 | 11666199 | 263978 | 0 | 0 | 0 | 0 | 0 |
| RIVERPORT INS CO | IA | 98568878 | 40904209 | 818299 | 0 | 0 | 0 | 0 | 0 |
| RUL INS CO | IL | 1817034956 | 864553635 | 97646078 | 453076479 | 236395995 | 191010578 | 52.428 | 42.362 |
| ROCHE SURETY & CAS CO INC | FL | 24268391 | 9787512 | 269276 | 2984167 | 0 | 2562561 | 0 | 86.264 |
| ROCKWOOD CAS INS CO | PA | 289674936 | 120009475 | 33232924 | 54600637 | 19542869 | 16512541 | 36.831 | 31.12 |
| RSUI IND CO | NH | 3637776480 | 1624273505 | 94396575 | 670917265 | 527703507 | 191604866 | 78.951 | 28.667 |
| RURAL COMM INS CO | MN | 1790689751 | 247115007 | -13996093 | 0 | 18762359 | 0 | 0 | 0 |
| RVI AMER INS CO | CT | 109413254 | 65876247 | 2844562 | 5907487 | 2812661 | 2232118 | 53.298 | 42.297 |
| SAFECO INS CO OF AMER | NH | 4863358765 | 1503292104 | 27194985 | 1713012695 | 1312538995 | 507678876 | 79.519 | 30.757 |
| SAFECO INS CO OF IL | IL | 194585009 | 187408994 | 2212461 | 0 | 0 | 0 | 0 | 0 |
| SAFECO INS CO OF IN | IN | 15793956 | 15457557 | 212428 | 0 | 0 | 0 | 0 | 0 |
| SAFECO NATL INS CO | NH | 15665335 | 14911404 | 193671 | 0 | 0 | 0 | 0 | 0 |
| SAFETY FIRST INS CO | IL | 74655896 | 70816775 | 3115755 | 1196334 | -290547 | 417738 | -23.592 | 33.919 |
| SAFETY NATL CAS CORP | MO | 7223840887 | 2081921641 | 203614635 | 882608561 | 748487211 | 230368514 | 88.51 | 27.242 |
| SAFEWAY INS CO | IL | 565820375 | 315264845 | -1193180 | 221442026 | 182052297 | 48852623 | 83.53 | 22.415 |
| SAGAMORE INS CO | IN | 169124709 | 133035223 | 1950886 | 22403712 | 14466021 | 4782324 | 75.302 | 24.894 |
| SAMSUNG FIRE & MARINE INS CO LTD | NY | 97590726 | 57727896 | -13175500 | 13551391 | 38495369 | 15805698 | 99.482 | 40.846 |
| SAN FRANCISCO REINS CO | CA | 3390422842 | 594823581 | -19032096 | -437298532 | -328467829 | 26472466 | 75.113 | -6.054 |
| SCOR REINS CO | NY | 3541548706 | 820141692 | -206353796 | 1158046084 | 813273271 | 497603773 | 77.396 | 47.355 |
| SCOTTS DALE IND CO | OH | 84517350 | 39661026 | 477844 | 0 | 0 | 0 | 0 | 0 |
| SEABRIGHT INS CO | TX | 85999226 | 50498235 | -4622487 | 21002647 | 7179008 | 9275400 | 67.142 | 86.748 |
| SEAWAY INS CO | CA | 23928412 | 12778314 | 2032885 | 7147375 | -125153 | 4312028 | -1.758 | 60.574 |
| SECURA INS A MUT CO | WI | 1161736289 | 431735982 | 36469573 | 512898871 | 306559947 | 160235128 | 61.548 | 32.171 |
| SECURA SUPREME INS CO | WI | 141866689 | 64807851 | 4496177 | 56988753 | 34062225 | 17447608 | 61.548 | 31.527 |
| SECURIAN CAS CO | MN | 328188770 | 118416879 | -255357 | 273549165 | 138632545 | 100011438 | 60.825 | 43.88 |
| SECURITY NATL INS CO | DE | 1114070162 | 108998494 | 21814719 | 280378723 | 171882970 | 82948273 | 72.41 | 34.944 |
| SELECT INS CO | TX | 80447592 | 80110182 | 2015950 | 0 | 0 | 0 | 0 | 0 |
| SELECT MARKETS INS CO | IL | 16244726 | 16243917 | 247204 | 0 | 0 | 0 | 0 | 0 |
| SELECTIVE INS CO OF NY | NY | 442518561 | 106479859 | 13333826 | 165944879 | 94154450 | 56053758 | 58.71 | 34.952 |
| SENECA INS CO INC | NY | 181441526 | 142494799 | -265220 | 0 | 0 | 0 | 0 | 0 |
| SENTINEL INS CO LTD | CT | 280907184 | 196108210 | 14094664 | 32117312 | 22119772 | 9596484 | 68.671 | 29.792 |
| SENTRIITY CAS CO | TX | 210671984 | 49761993 | 725366 | 10455823 | 9683852 | 1060110 | 82.185 | 8.997 |
| SENTRY CAS CO | WI | 355866628 | 70732594 | 5704781 | 52702093 | 38786556 | 15651381 | 74.831 | 30.196 |
| SENTRY INS A MUT CO | WI | 8392798995 | 5141242424 | 267508038 | 1138365218 | 837789606 | 338069821 | 74.831 | 30.196 |
| SENTRY SELECT INS CO | WI | 826641871 | 226737184 | 11381714 | 210808374 | 155146223 | 62605522 | 74.831 | 30.196 |
| SEQUIA IND CO | NV | 7863381 | 7375375 | 539893 | 284044 | 489133 | -273448 | 91.497 | -51.133 |
| SEQUIOIA INS CO | CA | 152393571 | 34004282 | 9212372 | 8214136 | 14726608 | 945460 | 75.896 | 4.873 |
| SERVICE INS CO | FL | 60970631 | 47318270 | 4313649 | 12007772 | 1725197 | 3612853 | 18.904 | 39.588 |
| SIRIUS AMER INS CO | NY | 1337512698 | 521809287 | -6382683 | 101187063 | 99428227 | 28831926 | 107.57 | 31.193 |
| SOMPO JAPAN FIRE & MAR INS CO AMER | NY | 82807014 | 74909271 | 1046884 | 0 | 74303 | -649528 | -49535280 | 433018790 |
| SOMPO JAPAN INS CO OF AMER | NY | 1285062390 | 571946324 | 28134572 | 190597323 | 130067831 | 58641162 | 68.729 | 30.986 |
| SOUTHERN INS CO | TX | 39430171 | 29607064 | 645161 | 1067039 | 651699 | 258992 | 95.82 | 38.08 |
| SOUTHWEST MARINE & GEN INS CO | AZ | 216443272 | 63304078 | 1855759 | 30209973 | 18138470 | 9913493 | 64.662 | 35.341 |

Summary of Financial Condition as of December 31, 2017

| PROPERTY AND CASUALTY INSURERS (continued) | | | | | | | | | |
|--|-------------------|-----------------|-------------------|------------|----------------------|--------------------|----------------|------------------------|-------------------------|
| Company Name | State of Domicile | Admitted Assets | Capital & Surplus | Net Income | Net Premiums Written | Net Losses and LAE | Other Expenses | Net Loss and LAE Ratio | Net Other Expense Ratio |
| SPARTA INS CO | CT | 228573050 | 86263174 | 12473466 | 395840 | -4285445 | 5752763 | -909.651 | 1221.111 |
| SPINNAKER INS CO | IL | 48508927 | 27948291 | -1137740 | 15871314 | 4625373 | 9095524 | 38.512 | 75.731 |
| ST PAUL FIRE & MARINE INS CO | CT | 18716417995 | 5367281700 | 712155393 | 5749091562 | 3921205028 | 1686484967 | 69.546 | 29.911 |
| ST PAUL GUARDIAN INS CO | CT | 75837308 | 23136443 | 1607002 | 22832157 | 15555960 | 6683356 | 69.516 | 29.867 |
| ST PAUL MERCURY INS CO | CT | 341232040 | 116011250 | 8636951 | 91328626 | 62223887 | 26733489 | 69.516 | 29.867 |
| ST PAUL PROTECTIVE INS CO | CT | 518020708 | 216238314 | 12192574 | 132526508 | 90224641 | 38763573 | 69.463 | 29.844 |
| STANDARD FIRE INS CO | CT | 3766363844 | 1189479575 | 125429273 | 1105077578 | 752909172 | 323475468 | 69.516 | 29.867 |
| STANDARD GUAR INS CO | DE | 314445184 | 129762988 | 28535020 | 188245661 | 79448563 | 105418013 | 40.24 | 53.393 |
| STAR CAS INS CO | FL | 23601102 | 5224003 | 1246209 | 1486362 | 9958497 | 596018 | 96.111 | 5.752 |
| STAR INS CO | MI | 1815554896 | 563935807 | 161849448 | 57725558 | 393957209 | 206556253 | 66.993 | 35.125 |
| STARNET INS CO | DE | 242097338 | 117061401 | 1964503 | 0 | 0 | 0 | 0 | 0 |
| STARR IND & LIAB CO | TX | 4803583961 | 1875290233 | 4664517 | 1084281496 | 1048130454 | 206707419 | 103.539 | 20.419 |
| STARSTONE NATL INS CO | DE | 424330954 | 111384758 | 13768220 | 49838131 | 25123056 | 10175665 | 49.181 | 19.92 |
| STATE AUTO PROP & CAS INS CO | IA | 2518869395 | 687041509 | 38011156 | 995945447 | 721861394 | 351850566 | 72.151 | 35.168 |
| STATE AUTOMOBILE MUT INS CO | OH | 2407293508 | 778946185 | -18766591 | 673727951 | 488316715 | 239920712 | 72.151 | 35.449 |
| STATE FARM FIRE & CAS CO | IL | 39411857751 | 17710188629 | 1059320370 | 16281784660 | 11870357196 | 4343408716 | 73.44 | 26.872 |
| STATE FARM GEN INS CO | IL | 7241887600 | 3186860396 | -836909724 | 1781578646 | 2901753354 | 519843517 | 156.451 | 28.028 |
| STATE FARM MUT AUTO INS CO | IL | 1.60732E+11 | 97004982308 | 1701637798 | 43171383743 | 35621711509 | 10191528321 | 83.974 | 24.025 |
| STATE NATL INS CO INC | TX | 442864379 | 311375882 | 7642134 | 45940635 | 25042621 | 21816254 | 49.362 | 43.002 |
| STILLWATER INS CO | CA | 398971983 | 177955550 | -32316550 | 252098075 | 211328094 | 82977892 | 86.685 | 34.037 |
| STILLWATER PROP & CAS INS CO | NY | 140352830 | 128368627 | 3595097 | 2860938 | 0 | 1115720 | 0 | 38.998 |
| STONINGTON INS CO | PA | 15691029 | 14300827 | 133867 | 0 | 0 | 0 | 0 | 0 |
| STRAITFORD INS CO | NH | 539929613 | 86254389 | -6935095 | 22866582 | 16727391 | 4798651 | 98.127 | 28.15 |
| SUBLINEITY INS CO | OR | 40674225 | 15956981 | -313729 | 27202981 | 19858269 | 8003253 | 77.661 | 31.299 |
| SUECIA INS CO | NY | 43528024 | 21177278 | 392670 | 0 | 146546 | 104768 | 0 | 0 |
| SUN SURETY INS CO | SD | 22356409 | 10719147 | 768436 | 3803256 | -23207 | 2842383 | -0.614 | 75.143 |
| SURETEC INS CO | TX | 253239589 | 102055598 | 7428550 | 69992506 | 12243839 | 45570346 | 18.593 | 69.203 |
| SURETY BONDING CO OF AMER | SD | 7651323 | 7642527 | 51410 | 0 | 0 | 0 | 0 | 0 |
| SWISS REINS AMER CORP | NY | 14202191690 | 3237978782 | 121844553 | 1916479860 | 1417230307 | 685895505 | 72.689 | 35.179 |
| SYNCORA GUAR INC | NY | 1302093364 | 1317623787 | 70537133 | 14189752 | -88288520 | 47003385 | -170.559 | 90.803 |
| T H E INS CO | LA | 211579199 | 51753569 | -15719604 | 47172169 | 64745159 | 13520451 | 114.019 | 23.81 |
| TDC NATL ASSUR CO | OR | 344763637 | 94027561 | 5361803 | 19047493 | 8096128 | 2558740 | 92.912 | 29.364 |
| TEACHERS INS CO | IL | 356869136 | 148693370 | 6476722 | 215088292 | 161790135 | 57231644 | 76.91 | 27.206 |
| TECHNOLOGY INS CO INC | DE | 3773098921 | 1098689393 | -60774511 | 1322328083 | 931210673 | 441823275 | 80.221 | 38.062 |
| THE BAR PLAN MUT INS CO | MO | 41913033 | 15644299 | -1519077 | 9466521 | 8093114 | 3991402 | 85.633 | 42.233 |
| THE CINCINNATI CAS CO | OH | 433575884 | 392286657 | 21032424 | 0 | 0 | 0 | 0 | 0 |
| THE CINCINNATI IND CO | OH | 132971976 | 99999393 | 3981662 | 0 | 0 | 0 | 0 | 0 |
| THE CINCINNATI INS CO | OH | 12914879406 | 5093565829 | 40126975 | 4624901508 | 3051238627 | 1412331364 | 67.548 | 31.266 |
| THE TRAVELLERS CAS CO | CT | 207355792 | 59198016 | 4751627 | 66213254 | 45112314 | 19381774 | 69.516 | 29.867 |
| TIG INS CO | CA | 2465346804 | 678641841 | -181084231 | 47556 | 129401575 | 76675491 | 272103.573 | 161232.002 |
| TITAN IND CO | TX | 157638664 | 145235427 | 764371 | 0 | 0 | 0 | 0 | 0 |
| TINUS INS CO | NY | 64503611 | 57103496 | 1154049 | 0 | -162126 | 0 | 0 | 0 |
| TOKIO MARINE AMER INS CO | NY | 1409529617 | 504726353 | 7815927 | 287226128 | 226298888 | 113986602 | 76.139 | 38.351 |
| TOYOTA MOTOR INS CO | IA | 557737157 | 254109588 | 10884839 | 106853228 | 59390765 | 17816975 | 73.632 | 22.089 |
| TRANS PACIFIC INS CO | NY | 67641767 | 54249034 | 1494131 | 106 | -603753 | 0 | -14235.98 | 0 |

Summary of Financial Condition as of December 31, 2017

| PROPERTY AND CASUALTY INSURERS (continued) | | | | | | | | | |
|--|-------------------|-----------------|-------------------|------------|----------------------|--------------------|----------------|------------------------|-------------------------|
| Company Name | State of Domicile | Admitted Assets | Capital & Surplus | Net Income | Net Premiums Written | Net Losses and LAE | Other Expenses | Net Loss and LAE Ratio | Net Other Expense Ratio |
| TRANSAMERICA CAS INS CO | OH | 455532160 | 274282083 | 16061177 | 370836930 | 206809292 | 158131362 | 54.291 | 41.512 |
| TRANSATLANTIC REINS CO | NY | 14732190607 | 4992853715 | 21372818 | 3479299291 | 2497710587 | 1233380555 | 72.371 | 35.737 |
| TRANSGUARD INS CO OF AMER INC | IL | 389506956 | 154434363 | 208920 | 151539052 | 98968535 | 47565176 | 73.364 | 35.259 |
| TRANSPORT INS CO | OH | 37723788 | 16858721 | -4132832 | 0 | 10339540 | 1178515 | 0 | 0 |
| TRANSPORTATION INS CO | IL | 79016570 | 78945710 | 1547643 | 0 | 0 | 0 | 0 | 0 |
| TRAVCO INS CO | CT | 217482661 | 65921324 | 4305358 | 61646823 | 42001119 | 18045098 | 69.516 | 29.867 |
| TRAVELERS CAS & SURETY CO | CT | 16983797048 | 6526084617 | 879707430 | 4648631077 | 3167196433 | 1360735671 | 69.516 | 29.867 |
| TRAVELERS CAS & SURETY CO OF AMER | CT | 4232760599 | 2016636327 | 386941305 | 1491670771 | 414260082 | 596809469 | 28.52 | 41.087 |
| TRAVELERS CAS CO OF CT | CT | 326050523 | 85301868 | 7392380 | 107311136 | 73113068 | 31411855 | 69.516 | 29.867 |
| TRAVELERS CAS INS CO OF AMER | CT | 1958131393 | 532089070 | 59546462 | 623317874 | 424678102 | 182456194 | 69.516 | 29.867 |
| TRAVELERS COMMERCIAL CAS CO | CT | 330444746 | 89930498 | 7735703 | 107311136 | 73113068 | 31411855 | 69.516 | 29.867 |
| TRAVELERS COMMERCIAL INS CO | CT | 364970020 | 88875670 | 6056219 | 107311136 | 73113068 | 31411855 | 69.516 | 29.867 |
| TRAVELERS CONSTITUTION STATE INS CO | CT | 207227755 | 59140898 | 4569456 | 66213254 | 45112314 | 19381774 | 69.516 | 29.867 |
| TRAVELERS HOME & MARINE INS CO | CT | 370355321 | 105592545 | 5084959 | 61646823 | 42001119 | 18045098 | 69.516 | 29.867 |
| TRAVELERS IND CO | CT | 21394450285 | 6820222495 | 950333788 | 5317645804 | 3623105746 | 1556697197 | 69.518 | 29.869 |
| TRAVELERS IND CO OF AMER | CT | 621920526 | 178063273 | 13486400 | 175807606 | 119780993 | 51461990 | 69.516 | 29.867 |
| TRAVELERS IND CO OF CT | CT | 1088882664 | 332505363 | 31407391 | 312800545 | 213116843 | 91562259 | 69.516 | 29.867 |
| TRAVELERS PROP CAS CO OF AMER | CT | 857418754 | 435018368 | 13512208 | 82195764 | 56001496 | 24060141 | 69.516 | 29.867 |
| TRAVELERS PROP CAS INS CO | CT | 269081984 | 74565693 | 4566628 | 68496470 | 46667911 | 20050115 | 69.516 | 29.867 |
| TRENWICK AMER REINS CORP | CT | 54198693 | 29927378 | -1823638 | 42335 | 461528 | 97532 | 1090.181 | 230.381 |
| TRI STATE INS CO OF MIN | IA | 60101841 | 33448251 | 652799 | 0 | 0 | 0 | 0 | 0 |
| TRIANGLE INS CO INC | OK | 88192406 | 30423271 | 130462 | 39738130 | 31490607 | 11327901 | 75.713 | 27.236 |
| TRINITY UNIVERSAL INS CO | TX | 1853344940 | 656723548 | 7080942 | 1223743571 | 970557200 | 379295235 | 80.023 | 31.273 |
| TRITON INS CO | TX | 453931020 | 169883500 | 31007210 | 105806087 | 36503199 | 43378835 | 35.063 | 41.667 |
| TRIUMPH CAS CO | OH | 60484278 | 19087466 | 984186 | 9239339 | 5901492 | 2444999 | 67.101 | 27.8 |
| TRUCK INS EXCH | CA | 210779767 | 640779767 | 9847845 | 1099317317 | 787513390 | 370970998 | 69.978 | 32.964 |
| TRUMBULL INS CO | CT | 238586344 | 109762413 | 15133035 | 53528848 | 36866277 | 15994132 | 68.671 | 29.792 |
| TWIN CITY FIRE INS CO CO | IN | 663331833 | 273321220 | 22045904 | 160586559 | 110598858 | 47982417 | 68.671 | 29.792 |
| UMIA INS INC | OR | 224910925 | 111361783 | 9561889 | 36279361 | 29606140 | 6154940 | 82.432 | 17.137 |
| UNIGARD IND CO | WI | 7628019 | 7502922 | 66317 | 0 | 0 | 0 | 0 | 0 |
| UNIGARD INS CO | WI | 394618978 | 96495710 | -5362574 | 183054435 | 140947203 | 56766268 | 75.581 | 30.44 |
| UNION INS CO | IA | 137593271 | 45735364 | 892146 | 0 | 0 | 0 | 0 | 0 |
| UNITED CAS & SURETY INS CO | MA | 10492366 | 8003063 | 157231 | 2144771 | 489 | 1897869 | 0.024 | 92.519 |
| UNITED FINANCIAL CAS CO | OH | 3346362852 | 721542844 | 119141327 | 2249323400 | 1545926744 | 430909936 | 73.75 | 20.557 |
| UNITED FIRE & GAS CO | IA | 1987833621 | 757443069 | 19306280 | 652232388 | 464954992 | 195739391 | 72.832 | 30.661 |
| UNITED GUAR CREDIT INS CO | NC | 25524137 | 24877075 | 1077236 | 79019 | -775058 | 75080 | -986.644 | 95.576 |
| UNITED GUAR MORTGAGE IND CO | NC | 48933904 | 15148023 | 13842961 | 4526074 | 3537918 | -97696 | 45.079 | -1.245 |
| UNITED GUAR RESIDENTIAL INS CO | NC | 2607464145 | 1004933926 | 326608275 | 215051784 | 72820680 | 128651411 | 16.575 | 29.282 |
| UNITED GUAR RESIDENTIAL INS CO OF NC | NC | 53756704 | 39560208 | 525368711 | 19872200 | -18013089 | 3879031 | -90.304 | 19.447 |
| UNITED HERITAGE PROP & CAS CO | ID | 43216730 | 15581106 | -812965 | 28051200 | 21979238 | 8073171 | 82.166 | 30.18 |
| UNITED SERV AUTOMOBILE ASSN | TX | 35459979512 | 26523151182 | 517073450 | 7489797448 | 6492810569 | 959234156 | 88.45 | 13.067 |
| UNITED STATES FIDELITY & GUAR CO | CT | 3293044537 | 985820965 | 82859243 | 1006898105 | 686018478 | 294736939 | 69.516 | 29.867 |
| UNITED STATES FIRE INS CO | DE | 4094346578 | 1302261859 | -131955794 | 1418075489 | 911469040 | 498716735 | 64.73 | 35.418 |
| UNITED STATES LIAB INS CO | PA | 1244439274 | 827225876 | 62502248 | 223171742 | 99993780 | 94615844 | 46.832 | 44.313 |
| UNITED WI INS CO | WI | 246933129 | 121368354 | 8694701 | 0 | 0 | 0 | 0 | 0 |

Summary of Financial Condition as of December 31, 2017

| PROPERTY AND CASUALTY INSURERS (continued) | | | | | | | | | |
|--|-------------------|-----------------|-------------------|-------------|----------------------|--------------------|----------------|------------------------|-------------------------|
| Company Name | State of Domicile | Admitted Assets | Capital & Surplus | Net Income | Net Premiums Written | Net Losses and LAE | Other Expenses | Net Loss and LAE Ratio | Net Other Expense Ratio |
| UNITRIN AUTO & HOME INS CO | NY | 737,296,851 | 326,235,500 | 13,497,999 | 0 | 0 | 0 | 0 | 0 |
| UNITRIN PREFERRED INS CO | NY | 210,895,533 | 96,810,981 | 311,509 | 0 | 0 | 0 | 0 | 0 |
| UNITRIN SAFEGUARD INS CO | WI | 31,821,490 | 7,805,183 | 251,222 | 0 | 0 | 0 | 0 | 0 |
| UNIVERSAL FIRE & CAS INS CO | IN | 17,180,446 | 7,851,714 | 525,581 | 317,612 | 0 | 267,547.5 | 0 | 85.219 |
| UNIVERSAL SURETY CO | NE | 23,482,465.4 | 19,153,825.0 | 857,535.8 | 304,611.8 | 360,453 | 22,428,008 | 12.485 | 77.681 |
| UNIVERSAL SURETY OF AMER | SD | 14,831,436 | 14,815,559 | 214,880 | 0 | 0 | 0 | 0 | 0 |
| UNIVERSAL UNDERWRITERS INS CO | IL | 332,190,862 | 320,367,426 | 727,786 | 0 | 0 | 0 | 0 | 0 |
| UNIVERSAL UNDERWRITERS OF TX INS | IL | 105,998,451 | 98,096,411 | 213,593 | 0 | 0 | 0 | 0 | 0 |
| US SPECIALTY INS CO | TX | 18,883,966,851 | 587,044,255 | 872,233,351 | 471,470,388 | 266,794,809 | 1,558,899,931 | 56.725 | 33.145 |
| US UNDERWRITERS INS CO | ND | 163,582,908 | 122,075,508 | 416,768 | 127,403,501 | 342,269,311 | 498,969,411 | 26.897 | 39.211 |
| USAA CAS INS CO | TX | 10,897,745,129 | 47,195,772,281 | 126,105,488 | 700,294,653.2 | 593,835,932.2 | 862,714,595 | 88.166 | 12.809 |
| USAA GEN IND CO | TX | 462,787,402.9 | 165,276,945.4 | 375,615,291 | 335,183,767.2 | 283,110,028.8 | 401,971,095 | 87.819 | 12.469 |
| UTICA MUT INS CO | NY | 252,531,414.6 | 92,980,417.4 | 512,408.11 | 81,587,856.0 | 504,055,558 | 270,131,462 | 64.448 | 34.539 |
| VALLEY FORCE INS CO | PA | 715,100,731 | 714,679,938 | 233,775.7 | 0 | 0 | 0 | 0 | 0 |
| VANLINER INS CO | MO | 45,463,530.3 | 13,481,655.6 | 15,820,664 | 120,111,412 | 76,661,193 | 314,128,141 | 67.05 | 27.475 |
| VERIAN FIRE INS CO MID | NH | 253,591,336 | 253,440,098 | 515,383 | 0 | 0 | 0 | 0 | 0 |
| VICTORIA FIRE & CAS CO | OH | 5,889,365.0 | 3,403,508.3 | 765,868.0 | 0 | 0 | 0 | 0 | 0 |
| VIGILANT INS CO | NY | 57,669,499.7 | 32,731,592.1 | 130,450.12 | 253,885,071 | 183,798,451 | 644,988,411 | 62.556 | 21.952 |
| VIRKING INS CO OF WI | WI | 49,385,760.1 | 172,798,036 | 669,895 | 105,404,187 | 775,731,111 | 313,027,761 | 74.831 | 30.196 |
| VIRGINIA SURETY CO INC | IL | 14,393,176.52 | 406,282,296 | 898,450.5 | 266,490,086 | 117,218,929 | 780,106,181 | 63.921 | 42.54 |
| WARNER INS CO | IL | 15,751,167 | 15,693,658 | 12,467.8 | 0 | 0 | 0 | 0 | 0 |
| WASHINGTON INTL INS CO | NH | 10,381,252 | 82,438,953 | 202,468.4 | 82,831 | -134,418 | -610,908 | -747.886 | -339.035 |
| WATFORD INS CO | NI | 236,305,431 | 201,472,071 | -203,717 | 232,881 | 671 | 524,796 | 61.843 | 483,682.95 |
| WAUSAU BUSINESS INS CO | WI | 344,220,371 | 293,148,251 | 372,332 | 0 | 0 | 0 | 0 | 0 |
| WAUSAU UNDERWRITERS INS CO | WI | 12,696,356.0 | 69,301,226 | 112,076.7 | 0 | 0 | 0 | 0 | 0 |
| WESCO INS CO | DE | 16,209,582.43 | 28,965,743.6 | -741,347.2 | 565,724,231 | 493,898,123 | 189,972,718 | 83.143 | 31.972 |
| WEST AMER INS CO | IN | 52,304,201 | 51,222,864 | 74,663.1 | 0 | 0 | 0 | 0 | 0 |
| WESTCHESTER FIRE INS CO | PA | 16,557,229,883 | 682,206,806 | 512,936,481 | 339,902,075 | 271,764,735 | 105,908,288 | 78.152 | 30.456 |
| WESTERN AGRIC INS CO | IA | 213,158,429 | 11,191,757.7 | 95,305,471 | 107,722,223 | 704,886,883 | 286,560,221 | 66.342 | 26.97 |
| WESTERN COMM INS CO | ID | 432,549,331 | 336,672,101 | 156,551.9 | 0 | 0 | -64,602.4 | 0 | 0 |
| WESTERN GEN INS CO | CA | 906,262,223 | 232,890,009 | 131,867.4 | 653,594,311 | 382,746,591 | 260,819,511 | 58.5 | 39.9 |
| WESTERN NATL ASSUR CO | MN | 893,437,716 | 289,980,971 | 169,595 | 262,351,411 | 179,446,581 | 793,522,711 | 67.503 | 29.85 |
| WESTERN NATL MUT INS CO | MN | 10,452,316.55 | 4,599,765.20 | 243,017.66 | 417,550,851 | 265,580,990 | 117,441,402 | 67.503 | 29.85 |
| WESTERN PROFESSIONAL INS CO | WA | 13,652,506 | 13,554,759 | 179,225 | 0 | 0 | 68,112 | 0 | 0 |
| WESTERN PROTECTORS INS CO | OR | 890,915.3 | 877,034.8 | 159,087 | 0 | 0 | 45,335 | 0 | 0 |
| WESTERN SURETY CO | SD | 20,434,925,081 | 15,272,206,371 | 144,376,630 | 376,327,391 | 224,347,121 | 204,648,435 | 6.125 | 55.87 |
| WESTFIELD INS CO | OH | 29,373,397,891 | 12,784,305.2 | 262,169.50 | 100,291,042.4 | 72,796,967.6 | 354,558,584 | 73.465 | 35.781 |
| WESTPORT NATL INS CO | OH | 69,653,146 | 31,722,450.5 | 577,740 | 241,441,399 | 175,519,591 | 853,566,961 | 73.465 | 35.781 |
| WESTPORT INS CORP | MO | 55,175,563.18 | 15,354,675.08 | 937,693.12 | 321,940,499 | 237,483,228 | 104,923,013 | 77.066 | 34.049 |
| WHITE PINE INS CO | MI | 74,782,685 | 260,747.25 | -137,366.23 | 359,584,391 | 360,838.42 | 183,940,491 | 94.104 | 47.97 |
| WILLIAMSBURG NATL INS CO | MI | 302,677.77 | 28,994,151 | 113,567 | 0 | 0 | 0 | 0 | 0 |
| WILSHIRE INS CO | NC | 33,454,749.8 | 140,215,531 | 61,964.30 | 112,125,302 | 732,278,381 | 339,678,971 | 73.331 | 34.016 |
| WINDHAVEN NATL INS CO | TX | 650,704.4 | 542,565.9 | -208,688 | 418,152 | 145,485 | 129,440 | 78.468 | 69.814 |
| WORK FIRST GAS CO | DE | 480,451,961 | 151,278,821 | 158,337.1 | 181,539,181 | 124,423,661 | 493,466,911 | 69.686 | 27.638 |
| WORKERS COMP EXCH | ID | 82,745,121 | 481,092 | 0 | 282,125.0 | 266,980.2 | 328,560 | 94.632 | 11.646 |

Summary of Financial Condition as of December 31, 2017

| PROPERTY AND CASUALTY INSURERS (continued) | | | | | | | | | |
|--|-------------------|-----------------|-------------------|------------|----------------------|--------------------|----------------|------------------------|-------------------------|
| Company Name | State of Domicile | Admitted Assets | Capital & Surplus | Net Income | Net Premiums Written | Net Losses and LAE | Other Expenses | Net Loss and LAE Ratio | Net Other Expense Ratio |
| WRIGHT NATL FLOOD INS CO | TX | 37732051 | 28724313 | 4833574 | 13160 | 30384748 | -37801257 | 230887.143 | -287243.594 |
| WRM AMER IND CO INC | NY | 14735594 | 14556404 | -527185 | 0 | -121656 | 516866 | 0 | 0 |
| XL INS CO OF NY | NY | 240015352 | 70579077 | -1848668 | 63325029 | 29604337 | 15862441 | 76.757 | 41.127 |
| XL INS AMER INC | DE | 791281170 | 218692252 | -15601534 | 211083425 | 98681122 | 52874801 | 76.757 | 41.127 |
| XL REINS AMER INC | NY | 5952324365 | 2046553559 | -10775093 | 1372042265 | 641427295 | 343686206 | 76.757 | 41.127 |
| XL SPECIALTY INS CO | DE | 1066447871 | 313519831 | 19382437 | 126650054 | 59208673 | 31724880 | 76.757 | 41.127 |
| YCI INC | OK | 8344849 | 8263904 | -14298 | 0 | 4162 | 167427 | 0 | 0 |
| YOSEMITE INS CO | IN | 113706967 | 42016929 | 18531470 | 13643357 | 8963550 | 3561059 | 25.715 | 10.216 |
| ZALE IND CO | TX | 45180761 | 18667607 | 1447581 | 5181082 | 1854180 | 9147238 | 15.204 | 75.005 |
| ZENITH INS CO | CA | 1843829669 | 571727547 | 85954607 | 803912412 | 395878976 | 261999246 | 49.773 | 32.94 |
| ZURICH AMER INS CO | NY | 31581955729 | 7619035873 | 828636836 | 4630422068 | 3813703791 | 710779380 | 82.507 | 15.377 |
| ZURICH AMER INS CO OF IL | IL | 62313742 | 34842823 | 612787 | 0 | 0 | 0 | 0 | 0 |

Summary of Financial Condition as of December 31, 2017

| MANAGED CARE ORGANIZATIONS | | | | | | | | |
|--|-------------------|-------------------|-------------------|--------------------------|--------------------------------|---------------------|------------------------------|----------------------------------|
| Company Name | State of Domicile | Incorporated Date | Licensed Date | Total Assets | Liabilities | Capital and Surplus | Net Income | Direct Premiums Written in Idaho |
| ADVANTAGE DENTAL PLAN INC | OR | 10/13/1994 | 7/17/2003 | 1,861,897 | (58,628) | 1,920,525 | (182,266) | 0 |
| ALPHA DENTAL PROGRAMS, INC. | TX | 12/31/1985 | 6/4/2008 | 25,342,254 | 5,959,083 | 19,383,171 | 3,158,968 | 78,025 |
| AETNA HEALTH OF UTAH, INC. | UT | 7/1/1987 | 12/16/2004 | 99,649,722 | 45,777,107 | 53,872,615 | 16,089,450 | 5,080,308 |
| BLUE CROSS OF ID CARE PLUS INC | ID | 2/19/2013 | 2/21/2013 | 144,892,404 | 66,919,151 | 77,973,253 | 17,467,329 | 311,716,582 |
| BRIDGESPAN HEALTH COMPANY | UT | 8/10/1982 | 1/18/2013 | 68,044,045 | 40,727,577 | 27,316,468 | (359,746) | 84,602,047 |
| HARMONY HEALTH PLAN INC | IL | 8/18/1995 | 2/4/2016 | 468,587,727 | 334,758,905 | 133,828,822 | (57,177,681) | 0 |
| HUMANA BENEFIT PLAN OF IL INC | IL | 6/20/1994 | 4/12/2012 | 367,032,666 | 158,118,141 | 208,914,525 | 51,809,697 | 0 |
| HUMANA HEALTH PLAN INC | KY | 8/23/1982 | 3/1/2008 | 2,029,137,243 | 1,030,251,848 | 998,885,395 | 117,159,688 | 36,388,266 |
| MICNA INSURANCE COMPANY | TX | 5/4/2011 | 2/24/2016 | 175,809,846 | 50,727,808 | 125,082,037 | 17,009,734 | 44,906,463 |
| MONTANA HLTH COOPERATIVE | MT | 12/15/2010 | 6/13/2014 | 85,987,810 | 46,909,003 | 39,078,807 | 15,067,909 | 60,981,775 |
| PACIFICSOURCE COMM HLTH PLANS | OR | 12/12/2005 | 12/29/2014 | 123,408,029 | 52,028,920 | 71,379,109 | 26,982,846 | 184,197,756 |
| PACIFICSOURCE HEALTH PLANS | OR | 3/31/1933 | 5/19/2006 | 275,156,676 | 109,228,490 | 165,928,186 | 20,202,476 | 55,662,087 |
| SELECTHEALTH INC | UT | 12/27/1983 | 10/26/2012 | 1,090,118,610 | 607,838,052 | 482,280,558 | 87,979,593 | 405,246,863 |
| UNITEDHEALTHCARE OF UTAH INC | UT | 3/16/1984 | 3/29/2017 | 180,188,884 | 119,442,255 | 60,746,629 | 6,033,623 | 0 |
| VSP VISION CARE INC | VA | 4/26/1960 | 6/26/2014 | 113,680,058 | 24,111,214 | 89,568,844 | 15,075,263 | 9,939,909 |
| WILLAMETTE DENTAL OF ID INC | ID | 7/22/1998 | 9/11/1998 | 23,608,323 | 180,591 | 23,427,732 | 177,154 | 9,726,388 |
| HOSPITAL PROFESSIONAL SERVICE CORPORATIONS | | | | | | | | |
| Company Name | State of Domicile | Incorporated Date | Licensed Date | Total Assets | Liabilities | Capital and Surplus | Net Income | Direct Premiums Written in Idaho |
| DELTA DENTAL PLAN OF ID INC | ID | 6/21/1971 | 2/21/1973 | 55,575,526 | 13,763,941 | 41,811,585 | 3,140,035 | 52,486,235 |
| HOSPITAL TRUSTS | | | | | | | | |
| Company Name | State of Domicile | Admitted Assets | Capital & Surplus | Net Gain from Operations | Premium/Annuity Considerations | Incurred Benefits | | |
| None | | | | | | | | |
| COUNTY MUTUAL FIRE COMPANY | | | | | | | | |
| Company Name | State of Domicile | Incorporated Date | Licensed Date | Total Assets | Liabilities | Surplus | Net Income Over Disbursement | Assessment & Fees |
| NEZ PERCE FARMERS COUNTY MUTUAL FIRE INSURANCE COMPANY | ID | 1/1/1904 | 1/7/1905 | \$ 410,298.16 | \$ 43,325.41 | \$ 366,972.75 | \$ 7,645.55 | \$ 107,778.64 |

Summary of Financial Condition as of December 31, 2017

| FRATERNAL BENEFIT SOCIETIES | | | | | | | | |
|--------------------------------------|-------------------|-------------------|---------------|----------------|----------------|---------------|--------------|--|
| Company Name | State of Domicile | Incorporated Date | Licensed Date | Total Assets | Liabilities | Surplus | Net Income | Total Payments Received From Idaho Members |
| ASSURED LIFE ASSN | CO | 1/20/1891 | 5/29/1901 | 58,707,927 | 45,661,470 | 11,578,693 | 150,476 | 211,430 |
| CROATIAN FRATERNAL UNION OF AMER | PA | 5/31/1897 | 8/13/1931 | 488,038,680 | 440,613,944 | 47,424,736 | 5,320,529 | 1,191 |
| EVERENCE ASSN INC | IN | 12/15/1964 | 10/19/1982 | 439,375,324 | 326,538,132 | 112,837,191 | 4,719,911 | 113,850 |
| FIRST CATH SLOVAK LADIES ASSN USA | OH | 10/20/1899 | 3/1/2008 | 963,986,858 | 860,358,141 | 103,628,715 | 4,184,273 | 2,500 |
| INDEPENDENT ORDER OF FORESTERS US BR | NY | 7/23/1881 | 7/14/1950 | 3,257,306,160 | 3,087,692,517 | 158,313,643 | (62,119,246) | 2,503,836 |
| KNIGHTS OF COLUMBUS | CT | 3/29/1882 | 1/1/1904 | 24,953,723,637 | 22,817,856,408 | 2,107,167,229 | 108,128,920 | 3,180,829 |
| LUSO AMER LIFE INS SOCIETY | CA | 7/1/1957 | 3/22/1991 | 110,791,357 | 104,519,549 | 6,271,808 | 2,138,014 | 63,496 |
| MODERN WOODMEN OF AMER | IL | 5/5/1884 | 5/29/1901 | 16,166,263,995 | 14,345,976,012 | 1,541,017,462 | 88,892,975 | 6,151,526 |
| ORDER OF UNITED COMMERCIAL TRAVELERS | OH | 10/4/1890 | 1/1/1906 | 16,758,974 | 7,545,738 | 9,188,236 | (194,271) | 2,993,106 |
| ROYAL NEIGHBORS OF AMER | IL | 3/21/1895 | 6/24/1901 | 1,008,232,632 | 814,598,632 | 99,771,128 | (1,398,161) | 784,957 |
| SONS OF NORWAY | MN | 10/28/1898 | 5/26/1941 | 361,209,898 | 347,637,108 | 13,572,790 | (2,565,767) | 613,442 |
| THRIVENT FINANCIAL FOR LUTHERANS | WI | 11/24/1902 | 12/1/1926 | 90,968,818,589 | 82,699,491,497 | 8,268,827,092 | 516,636,583 | 34,938,690 |
| WOMAN'S LIFE INS SOCIETY | MI | 4/6/1897 | 7/1/1901 | 205,850,846 | 185,810,234 | 20,040,616 | (1,380,133) | 1,342 |
| WOODMEN WORLD LIFE INS SOC | NE | 1/1/1891 | 12/6/1926 | 10,975,459,333 | 9,581,921,673 | 1,393,537,660 | 61,754,835 | 69,683 |

| TITLE COMPANIES | | | | | | | | |
|----------------------------------|-------------------|-------------------|---------------|---------------|---------------|-----------------|-------------|-------------|
| Company Name | State of Domicile | Incorporated Date | Licensed Date | Total Assets | Liabilities | Capital Paid Up | Surplus | Net Income |
| AMERICAN GUAR TITLE INS CO | OK | 7/2/1979 | 7/18/2005 | 38,735,539 | 9,822,778 | 2,000,000 | 26,912,761 | 5,582,993 |
| CHICAGO TITLE INS CO | FL | 8/30/1961 | 5/13/1996 | 1,763,948,741 | 792,436,836 | 2,000,000 | 969,511,905 | 273,162,115 |
| COMMONWEALTH LAND TITLE INS CO | FL | 3/31/1944 | 10/25/1972 | 633,447,495 | 272,683,475 | 2,000,000 | 358,764,020 | 40,273,735 |
| FIDELITY NATL TITLE INS CO | FL | 10/6/1981 | 11/29/1982 | 1,072,312,552 | 679,324,905 | 44,783,500 | 348,204,147 | 110,657,439 |
| FIRST AMER TITLE GUAR CO | TX | 9/2/1983 | 8/10/1982 | 35,851,587 | 13,223,198 | 2,010,000 | 20,618,389 | 9,655,910 |
| FIRST AMER TITLE INS CO | NE | 9/24/1968 | 10/28/1969 | 2,731,670,011 | 1,557,881,057 | 300,000,000 | 873,788,954 | 306,540,493 |
| INVESTORS TITLE INS CO | NC | 1/28/1972 | 3/3/1997 | 181,440,235 | 86,543,072 | 2,000,000 | 92,897,163 | 17,328,143 |
| NATIONAL TITLE INS OF NY INC | NY | 3/4/1929 | 4/13/2011 | 120,269,767 | 65,306,413 | 2,014,516 | 52,948,838 | 5,654,318 |
| NORTH AMER TITLE INS CO | CA | 9/18/1958 | 6/28/2013 | 138,848,340 | 56,461,591 | 2,700,000 | 79,686,749 | 8,586,678 |
| OLD REPUBLIC NATL TITLE INS CO | FL | 8/20/1907 | 12/8/1983 | 1,207,017,119 | 690,803,696 | 1,526,434 | 514,686,989 | 122,399,573 |
| STEWART TITLE GUAR CO | TX | 2/20/1908 | 4/16/1980 | 1,105,914,499 | 563,178,519 | 8,500,000 | 534,235,980 | 47,721,537 |
| TITLE RESOURCES GUARANTY COMPANY | TX | 3/8/1984 | 10/11/2016 | 87,016,715 | 54,538,102 | 2,000,000 | 30,478,613 | 18,288,347 |
| WESTCOR LAND TITLE INS CO | SC | 1/11/1993 | 1/12/2007 | 151,750,857 | 112,765,033 | 1,505,465 | 37,480,359 | 4,503,943 |
| WFG NATL TITLE INS CO | SC | 6/18/1974 | 5/19/2005 | 132,525,254 | 103,604,064 | 2,025,000 | 26,896,190 | 2,273,692 |

Summary of Idaho Business
LIFE AND DISABILITY INSURERS

| Company Name | Lines of Business | License Date | Incorporated Date | Direct Idaho Premiums Written | Direct Idaho Claims and Benefits | Complaint Count As Of 12/31/2017 |
|--------------------------------------|-------------------|--------------|-------------------|-------------------------------|----------------------------------|----------------------------------|
| 4 EVER LIFE INS CO | 02, 01 | 12/19/52 | 9/22/1949 | 249,603 | 437,428 | |
| 5 STAR LIFE INS CO | 01, 02 | 12/1/87 | 5/24/1943 | 1,346,313 | 1,116,111 | |
| AAA LIFE INS CO | 01, 02 | 8/26/70 | 6/5/1969 | 2,010,447 | 1,068,551 | |
| ABILITY INS CO | 01, 02 | 4/22/1970 | 10/6/1967 | 1,783,468 | 2,530,271 | |
| ACCENDO INS CO | 02, 01 | 6/17/1974 | 12/8/1955 | - | (783) | |
| ACCORDIA LIFE & ANN CO | 01, 02 | 8/25/1969 | 8/10/1967 | 2,325,894 | 2,196,152 | 5 |
| ACE LIFE INS CO | 01, 02 | 5/4/1966 | 7/9/1965 | - | - | |
| ADVANTAGE DENTAL PLAN INC | 02 | 7/17/2003 | 10/13/1994 | - | - | |
| AETNA HLTH & LIFE INS CO | 01, 02 | 8/14/1981 | 8/19/1971 | 771,420 | 263,292 | |
| AETNA HEALTH INS CO | 01, 02 | 8/29/1968 | 7/8/1938 | - | - | |
| AETNA HEALTH OF UTAH INC | 02 | 12/16/2004 | 7/1/1987 | 5,080,308 | (113,677) | |
| AETNA LIFE INS CO | 02, 01, 21 | 5/18/1897 | 6/14/1853 | 36,640,085 | 31,539,493 | 1 |
| ALL SAVERS INS CO | 01, 02 | 7/31/1996 | 1/7/1986 | - | - | |
| ALLIANZ LIFE INS CO OF N AMER | 01, 21, 02 | 10/2/1980 | 8/13/1979 | 57,354,343 | 36,886,311 | |
| ALLSTATE ASSUR CO | 21, 01 | 12/19/1967 | 6/28/1967 | 867,688 | 1,621 | |
| ALLSTATE LIFE INS CO | 02, 01, 21 | 10/23/1957 | 3/6/1957 | 2,047,288 | 11,829,489 | 2 |
| ALPHA DENTAL PROGRAMS INC | 02 | 6/4/2008 | 12/31/1985 | 78,025 | 79,364 | |
| AMALGAMATED LIFE INS CO | 01, 02 | 12/12/2008 | 9/29/1943 | 64,115 | 95,913 | |
| AMERICAN AMICABLE LIFE INS CO OF TX | 02, 01 | 7/7/1987 | 9/22/1981 | 293,660 | 301,553 | |
| AMERICAN BANKERS LIFE ASSUR CO OF FL | 01, 02 | 8/12/1952 | 2/6/1952 | 71,172 | 88,990 | |
| AMERICAN EQUITY INVEST LIFE INS CO | 01, 21 | 1/22/1982 | 12/19/1980 | 25,514,477 | 16,225,749 | |
| AMERICAN FAMILY LIFE ASSUR CO OF COL | 01, 02 | 5/20/1970 | 11/17/1955 | 33,051,977 | 16,106,281 | 3 |
| AMERICAN FAMILY LIFE INS CO | 21, 01, 02 | 3/28/2001 | 11/21/1957 | 1,848,767 | 1,375,474 | |
| AMERICAN FARMERS & RANCHERS LIFE INS | 01 | 9/16/2005 | 12/30/1999 | 1,102 | - | |
| AMERICAN FIDELITY ASSUR CO | 01, 02, 21 | 11/15/1968 | 11/30/1960 | 10,704,119 | 5,536,521 | 3 |
| AMERICAN FIDELITY LIFE INS CO | 01 | 10/21/1965 | 9/5/1956 | 18,397 | 12,112 | |
| AMERICAN GEN LIFE INS CO | 01, 02, 21 | 6/21/1961 | 4/11/1960 | 45,197,506 | 45,499,068 | 6 |
| AMERICAN HERITAGE LIFE INS CO | 01, 02 | 6/18/1962 | 9/11/1956 | 2,861,813 | 1,334,557 | 1 |
| AMERICAN HLTH & LIFE INS CO | 02, 01 | 9/13/1954 | 6/16/1954 | 1,134,066 | 195,174 | |
| AMERICAN HOME LIFE INS CO | 01 | 11/30/1970 | 5/3/1909 | 63,971 | 9,751 | |
| AMERICAN INCOME LIFE INS CO | 01, 02 | 8/9/1967 | 7/16/1954 | 6,228,736 | 2,133,216 | 1 |
| AMERICAN LIFE & SECURITY CORP | 01, 02 | 6/23/1987 | 9/15/1960 | 3,587 | 769 | |
| AMERICAN MATURITY LIFE INS CO | 01, 02, 21 | 6/3/1983 | 10/24/1972 | - | - | |

Summary of Idaho Business

| LIFE AND DISABILITY INSURERS (continued) | | | | | | |
|--|-------------------|--------------|-------------------|-------------------------------|----------------------------------|----------------------------------|
| Company Name | Lines of Business | License Date | Incorporated Date | Direct Idaho Premiums Written | Direct Idaho Claims and Benefits | Complaint Count As Of 12/31/2017 |
| AMERICAN MEMORIAL LIFE INS CO | 02, 01 | 6/28/1968 | 3/18/1959 | 521,073 | 632,255 | |
| AMERICAN MODERN LIFE INS CO | 02, 01 | 12/14/1978 | 12/12/1956 | 90,899 | 25,999 | |
| AMERICAN NATL INS CO | 21, 02, 01 | 4/23/1934 | 3/1/1905 | 7,614,436 | 5,975,920 | 1 |
| AMERICAN NATL LIFE INS CO OF TX | 01, 02 | 4/1/1973 | 12/2/1954 | 41,522 | 48,916 | |
| AMERICAN PUBLIC LIFE INS CO | 01, 02 | 10/24/2005 | 11/28/1945 | 23,881 | 14,377 | |
| AMERICAN REPUBLIC INS CO | 01, 02, 21 | 8/12/1952 | 4/4/1929 | 520,090 | 237,475 | |
| AMERICAN SPECIALTY HEALTH INS CO | 01, 02 | 11/1/1989 | 12/27/1972 | - | - | |
| AMERICAN UNITED LIFE INS CO | 02, 21, 01 | 7/8/1949 | 12/17/2000 | 56,954,609 | 18,153,807 | |
| AMERICO FIN LIFE & ANN INS CO | 01, 02 | 2/1/1957 | 7/1/1946 | 2,802,588 | 628,187 | |
| AMERITAS LIFE INS CORP | 01, 02, 21 | 11/13/1952 | 4/6/1887 | 20,155,577 | 12,197,704 | |
| AMICA LIFE INS CO | 1 | 3/1/1989 | 6/13/1968 | 168,800 | 128,878 | |
| ANNUITY INVESTORS LIFE INS CO | 02, 21, 01 | 1/20/1984 | 11/13/1981 | 623,119 | 1,248,989 | |
| ANTHEM INS CO INC | 5, 2, 4, 3 | 9/25/1992 | 5/22/1944 | - | - | |
| ANTHEM LIFE INS CO | 02, 01 | 10/18/1982 | 6/7/1956 | 15,557 | 65 | |
| ASSURITY LIFE INS CO | 02, 01 | 11/24/1969 | 3/20/1964 | 625,248 | 1,111,921 | |
| ATHENE ANN & LIFE ASSUR CO OF NY | 21, 01, 02 | 7/28/1981 | 5/19/1965 | 38,571 | 117,383 | 1 |
| ATHENE ANN & LIFE CO | 02, 01 | 4/2/1914 | 2/18/1896 | 31,481,987 | 17,679,923 | 8 |
| ATHENE ANNUITY & LIFE ASSUR CO | 21, 02, 01 | 6/30/1917 | 6/28/1909 | 413,720 | 2,686,451 | 2 |
| AUTO OWNERS LIFE INS CO | 01, 02 | 9/6/2005 | 9/28/1965 | 662,396 | 174,720 | |
| AXA CORP SOLUTIONS LIFE REINS CO | 1 | 12/16/1981 | 5/20/1981 | - | - | |
| AXA EQUITABLE LIFE & ANN CO | 02, 21, 01 | 11/26/1985 | 1/18/1984 | 8,379 | - | 1 |
| AXA EQUITABLE LIFE INS CO | 01, 02, 21 | 5/15/1896 | 7/26/1859 | 28,632,126 | 36,379,970 | 3 |
| BALTIMORE LIFE INS CO | 01, 02 | 8/23/1991 | 3/27/1882 | 401,831 | 234,096 | 1 |
| BANKERS FIDELITY LIFE INS CO | 01, 02 | 5/2/1997 | 6/13/1955 | 3,672,602 | 2,756,004 | |
| BANKERS LIFE & CAS CO | 01, 02 | 8/20/1952 | 4/6/1880 | 10,962,893 | 13,668,599 | 1 |
| BANKERS LIFE INS CO | 02, 01 | 2/27/1996 | 4/24/1973 | 581,519 | - | |
| BANKERS RESERVE LIFE INS CO OF WI | 01, 02 | 4/25/2006 | 1/5/1961 | - | - | |
| BANNER LIFE INS CO | 21, 02, 01 | 5/27/1982 | 9/21/1981 | 6,408,689 | 1,595,649 | |
| BENEFICIAL LIFE INS CO | 02, 01 | 6/7/1905 | 5/10/1905 | 9,346,444 | 26,490,420 | |
| BERKLEY LIFE & HLTH INS CO | 02, 01 | 12/8/1964 | 11/19/1962 | 1,583,224 | 412,397 | |
| BERKSHIRE HATHAWAY LIFE INS CO NE | 01 | 1/26/1999 | 5/14/1993 | - | 17,755 | |
| BERKSHIRE LIFE INS CO OF AMER | 02, 01 | 8/25/1976 | 5/11/2001 | 1,703,145 | 2,167,167 | |
| BEST LIFE & HLTH INS CO | 01, 02 | 7/20/1981 | 11/28/1962 | 401,376 | 268,978 | |

Summary of Idaho Business

| LIFE AND DISABILITY INSURERS (continued) | | | | | | |
|--|-------------------|--------------|-------------------|-------------------------------|----------------------------------|----------------------------------|
| Company Name | Lines of Business | License Date | Incorporated Date | Direct Idaho Premiums Written | Direct Idaho Claims and Benefits | Complaint Count As Of 12/31/2017 |
| BLUE CROSS OF ID CARE PLUS INC | 02 | 2/21/2013 | 2/19/2013 | 311,716,582 | 245,056,297 | |
| BLUE CROSS OF ID HEALTH SERVICE INC | 02 | 12/31/1977 | 1/1/1978 | 1,064,247,155 | 853,450,148 | 74 |
| BOSTON MUT LIFE INS CO | 02, 01 | 10/2/1980 | 8/18/1891 | 154,356 | 86,655 | |
| BRIDGESPAN HEALTH CO | 02 | 1/18/2013 | 8/10/1982 | 84,602,047 | 83,300,882 | 12 |
| BRIGHTHOUSE LIFE INS CO | 02, 01, 21 | 6/25/1893 | 6/17/1863 | 11,107,361 | 49,347,813 | 3 |
| CAPITOL LIFE INS CO | 21, 02, 01 | 6/13/1913 | 7/1/1905 | - | - | 1 |
| CARE IMPROVEMENT PLUS S CENTRAL INS CO | 02 | 11/16/2017 | 1/13/2006 | - | - | |
| CELTIC INS CO | 01, 02 | 7/10/1957 | 5/3/1949 | - | - | |
| CENTRAL SECURITY LIFE INS CO | 01, 02 | 11/8/1983 | 2/19/1955 | 715 | 1,163 | |
| CENTRAL STATES H & L CO OF OMAHA | 02, 01 | 4/1/1951 | 6/2/1932 | 280,427 | 82,473 | |
| CENTRE LIFE INS CO | 01, 02 | 8/16/1977 | 10/7/1926 | 20,085 | (52,414) | |
| CENTURION LIFE INS CO | 01, 02 | 8/25/1978 | 5/10/1956 | 12,341 | 97,021 | |
| CHESAPEAKE LIFE INS CO | 01, 02 | 12/29/1967 | 4/20/1956 | 1,705,478 | 528,165 | 4 |
| CHRISTIAN FIDELITY LIFE INS CO | 02, 01 | 8/1/1988 | 4/25/1935 | 466 | - | |
| CHURCH LIFE INS CORP | 01, 02 | 2/8/2005 | 6/24/1922 | 67,613 | 90,881 | |
| CICA LIFE INS CO OF AMER | 01, 02 | 8/1/1997 | 2/14/1968 | 69,817 | 217,820 | 4 |
| CIGNA HLTH & LIFE INS CO | 21, 02, 01 | 6/24/1975 | 5/2/1963 | 35,693,306 | 34,940,573 | 3 |
| CLOVER INS CO | 01, 02 | 1/7/1981 | 10/25/1947 | 3,823 | - | |
| CM LIFE INS CO | 02, 21, 01 | 3/31/1982 | 4/25/1980 | 2,187,540 | 969,205 | |
| CMFG LIFE INS CO | 02, 21, 01 | 7/3/1956 | 5/20/1935 | 16,589,465 | 13,857,292 | 2 |
| COLONIAL LIFE & ACCIDENT INS CO | 02, 01 | 2/21/1963 | 4/18/1939 | 4,861,715 | 2,179,444 | 1 |
| COLONIAL PENN LIFE INS CO | 21, 01, 02 | 10/19/1967 | 12/3/1957 | 3,540,950 | 2,413,057 | 2 |
| COLORADO BANKERS LIFE INS CO | 02, 01 | 10/28/1983 | 5/28/1974 | 110,148 | 72,256 | |
| COLUMBIAN LIFE INS CO | 01, 02 | 9/3/1999 | 3/18/1988 | 547,036 | 275,918 | |
| COLUMBIAN MUT LIFE INS CO | 01, 02 | 10/3/1990 | 11/1/1882 | 325,010 | 265,641 | |
| COLUMBUS LIFE INS CO | 02, 21, 01 | 9/12/1995 | 9/8/1986 | 1,295,454 | 870,300 | |
| COMBINED INS CO OF AMER | 01, 02 | 3/1/1948 | 10/11/1949 | 3,302,249 | 2,279,487 | |
| COMMERCIAL TRAVELERS LIFE INS CO | 2 | 8/13/1981 | 3/20/1883 | 745 | - | |
| COMMONWEALTH ANN & LIFE INS CO | 21, 01, 02 | 1/1/1975 | 12/30/2002 | 44,829 | 4,504,251 | |
| COMPANION LIFE INS CO | 02, 01 | 9/16/1981 | 6/29/1970 | 3,438,513 | 1,896,774 | |
| COMPBENEFITS INS CO | 01 | 9/8/1986 | 5/13/1959 | 126 | - | |
| CONNECTICUT GEN LIFE INS CO | 02, 01, 21 | 1/18/1946 | 6/22/1865 | 997,449 | 17,915,701 | 1 |
| CONSTITUTION LIFE INS CO | 02, 01 | 1/5/1949 | 6/11/1929 | 27,279 | 64,819 | |

Summary of Idaho Business

| LIFE AND DISABILITY INSURERS (continued) | | | | | | |
|--|-------------------|--------------|-------------------|-------------------------------|----------------------------------|----------------------------------|
| Company Name | Lines of Business | License Date | Incorporated Date | Direct Idaho Premiums Written | Direct Idaho Claims and Benefits | Complaint Count As Of 12/31/2017 |
| CONTINENTAL AMER INS CO | 02, 01 | 12/4/2002 | 11/25/1968 | 1,155,081 | 412,298 | |
| CONTINENTAL GEN INS CO | 02, 01 | 7/25/1974 | 5/24/1961 | 303,601 | 302,362 | |
| CONTINENTAL LIFE INS CO BRENTWOOD | 01, 02 | 10/26/1988 | 12/5/1983 | 23,277,492 | 16,406,821 | 2 |
| CORVESTA LIFE INS CO | 01, 02 | 10/18/1994 | 9/24/1965 | - | - | |
| COUNTRY INVESTORS LIFE ASSUR CO | 21, 01, 02 | 2/4/1999 | 10/13/1981 | 211,305 | 366,492 | |
| COUNTRY LIFE INS CO | 02, 01 | 11/8/1962 | 11/24/1928 | 615,863 | 517,761 | |
| COVENTRY HEALTH & LIFE INS CO | 02 | 9/2/2011 | 4/24/1968 | (653) | (231) | |
| CSI LIFE INS CO | 01, 02 | 9/10/2004 | 11/21/1973 | 672 | - | |
| DEARBORN NATL LIFE INS CO | 01, 23 | 8/28/1975 | 8/23/1966 | 180,730 | 233,492 | |
| DELAWARE AMER LIFE INS CO | 02, 01 | 1/23/1978 | 11/4/1964 | 4,676 | - | |
| DELAWARE LIFE INS CO | 01, 02, 21 | 4/17/1973 | 1/12/1970 | 14,415,584 | 8,454,919 | |
| DELTA DENTAL PLAN OF ID | 02 | 2/21/1973 | 6/21/1971 | 52,496,235 | 41,651,819 | 4 |
| DENTEGRA INS CO | 01, 02 | 12/17/1980 | 7/27/1966 | 820,783 | 494,247 | |
| DESERET MUT INS CO | 02 | 8/9/2004 | 12/31/1968 | - | - | |
| DIRECT GEN LIFE INS CO | 02, 01 | 6/22/1983 | 11/17/1982 | - | - | |
| DSM USA INS CO INC | 02, 01 | 9/20/1971 | 1/10/1910 | - | - | |
| EDUCATORS MUTUAL INS ASSOC | 02 | 10/24/2005 | 6/26/1935 | 391,266 | 779,630 | |
| ELCO MUT LIFE & ANN | 01 | 7/13/1982 | 3/15/1946 | 350,275 | 437,775 | |
| EMC NATL LIFE CO | 01, 02 | 10/18/1974 | 8/1/1962 | 155,331 | 66,235 | |
| EMPHEYS INS CO | 01, 02 | 10/29/1996 | 3/13/1978 | - | - | |
| EMPLOYERS REASSUR CORP | 01, 02 | 7/13/1987 | 8/20/1986 | - | - | |
| ENVISION INS CO | 02 | 7/29/2008 | 2/8/2006 | 3,573,997 | 2,961,127 | |
| EQUITABLE LIFE & CAS INS CO | 02, 01 | 5/20/1980 | 6/6/1935 | 2,095,084 | 1,695,520 | |
| EQUITRUST LIFE INS CO | 01, 21 | 8/11/1971 | 6/3/1966 | 3,691,381 | 4,503,804 | 1 |
| EVERENCE INS CO | 02, 01 | 8/12/1988 | 2/4/1987 | - | - | |
| EXPRESS SCRIPTS INSURANCE COMPANY | | | | | | 1 |
| FAMILY HERITAGE LIFE INS CO OF AMER | 01, 02 | 2/14/2000 | 8/22/1989 | 1,130,154 | 161,592 | |
| FAMILY LIFE INS CO | 01, 02, 21 | 7/9/1953 | 6/1/1949 | 1,417,506 | 1,234,259 | |
| FAMILY SERV LIFE INS CO | 01 | 7/7/1988 | 5/4/1955 | - | 106 | |
| FARM BUREAU LIFE INS CO | 21, 02, 01 | 7/3/1995 | 10/30/1944 | 28,432,271 | 19,935,540 | 2 |
| FARMERS NEW WORLD LIFE INS CO | 02, 21, 01 | 12/3/1912 | 2/21/1910 | 8,603,984 | 5,545,547 | 3 |
| FEDERAL LIFE INS CO | 02, 01 | 12/20/1971 | 9/8/1899 | 13,258 | - | |
| FEDERATED LIFE INS CO | 01, 21, 02 | 8/5/1983 | 12/9/1958 | 1,046,978 | 725,785 | |

Summary of Idaho Business

| LIFE AND DISABILITY INSURERS (continued) | | | | | | |
|--|-------------------|--------------|-------------------|-------------------------------|----------------------------------|----------------------------------|
| Company Name | Lines of Business | License Date | Incorporated Date | Direct Idaho Premiums Written | Direct Idaho Claims and Benefits | Complaint Count As Of 12/31/2017 |
| FIDELITY & GUAR LIFE INS CO | 01, 02, 21 | 6/15/1960 | 12/16/1959 | 6,517,336 | 6,467,252 | 1 |
| FIDELITY INVESTMENTS LIFE INS CO | 01, 21, 02 | 3/1/1984 | 5/13/1981 | 5,385,883 | 2,975,575 | |
| FIDELITY LIFE ASSN A LEGAL RESERVE L | 02, 01 | 3/18/1975 | 2/24/1896 | 521,515 | 112,010 | |
| FIDELITY SECURITY LIFE INS CO | 21, 02, 01 | 4/1/1977 | 1/17/1969 | 864,156 | 420,254 | |
| FINANCIAL AMER LIFE INS CO | 01, 02 | 8/31/2004 | 6/1/1964 | - | - | |
| FINANCIAL ASSUR LIFE INS CO | 01 | 12/20/1988 | 1/5/1912 | - | - | |
| FIRST ALLMERICA FIN LIFE INS CO | 01, 21, 02 | 8/3/1948 | 3/16/1844 | 15,662 | 50,877 | |
| FIRST HLTH LIFE & HLTH INS CO | 01, 02 | 9/30/1980 | 12/29/1978 | 5,885,182 | 4,716,778 | |
| FIRST PENN PACIFIC LIFE INS CO | 01, 02, 21 | 7/11/1980 | 6/19/1963 | 376,683 | 1,033,220 | |
| FORESTERS LIFE INS ANN CO | 21, 01, 02 | 6/15/2004 | 8/3/1962 | 37,729 | 75,709 | |
| FORETHOUGHT LIFE INS CO | 02, 01, 21 | 8/6/1982 | 2/14/1980 | 27,479,287 | 8,122,314 | 1 |
| FRESENIUS HEALTH PLANS INS CO | 01, 02 | 9/2/1981 | 11/5/1974 | - | - | |
| FUNERAL DIRECTORS LIFE INS CO | 02, 01 | 2/19/1997 | 2/27/1981 | 79 | 3,859 | |
| GARDEN STATE LIFE INS CO | 02, 01 | 6/25/1965 | 6/22/1956 | 83,105 | 5,022 | |
| GENERAL AMER LIFE INS CO | 02, 21, 01 | 5/22/1953 | 6/24/1933 | 558,974 | 915,752 | |
| GENERAL FIDELITY LIFE INS CO | 01, 02 | 12/31/1981 | 8/11/1980 | 1,536 | - | |
| GENERAL RE LIFE CORP | 02, 01 | 12/8/1987 | 6/1/1967 | - | - | |
| GENWORTH LIFE & ANN INS CO | 21, 02, 01 | 9/8/1982 | 3/21/1871 | 6,675,788 | 12,742,522 | |
| GENWORTH LIFE INS CO | 01, 02 | 11/15/1956 | 9/28/1956 | 10,449,630 | 17,936,870 | 2 |
| GERBER LIFE INS CO | 02, 01 | 4/18/1969 | 12/22/1967 | 3,002,426 | 2,264,638 | |
| GLOBE LIFE & ACCIDENT INS CO | 02, 01 | 12/31/1980 | 11/29/1979 | 2,257,714 | 1,430,405 | 1 |
| GOLDEN RULE INS CO | 02, 01 | 7/16/1982 | 6/17/1959 | 97,276 | 172,223 | |
| GOVERNMENT PERSONNEL MUT LIFE INS CO | 01, 02 | 10/29/2002 | 5/15/1934 | 372,743 | 307,937 | |
| GPM HLTH & LIFE INS CO | 02, 01 | 4/26/1966 | 2/5/1965 | 237,063 | 1,511,297 | |
| GREAT AMER LIFE INS CO | 01, 02, 21 | 3/31/1982 | 12/29/1961 | 20,346,975 | 14,927,686 | 1 |
| GREAT SOUTHERN LIFE INS CO | 02, 01 | 12/31/1979 | 3/1/1909 | 72,524 | 254,471 | |
| GREAT W LIFE & ANN INS CO | 02, 01, 21 | 10/6/1976 | 3/28/1907 | 22,229,570 | 21,315,470 | |
| GREAT WESTERN INS CO | 1 | 4/29/1987 | 4/23/1983 | 9,932,944 | 6,333,062 | |
| GUARANTEE TRUST LIFE INS CO | 02, 01 | 8/1/1961 | 5/16/1936 | 1,117,949 | 465,258 | 1 |
| GUARDIAN INS & ANN CO INC | 01, 21 | 12/8/1987 | 3/2/1970 | 181,813 | 1,578,349 | |
| GUARDIAN LIFE INS CO OF AMER | 02, 21, 01 | 5/20/1947 | 4/10/1860 | 5,215,663 | 3,886,747 | |
| GUGGENHEIM LIFE & ANN CO | 02, 01 | 10/30/1990 | 8/29/1985 | 8,976,157 | 1,127,934 | |
| HARMONY HEALTH PLAN INC | 23 | 2/4/2016 | 8/18/1995 | - | - | |

Summary of Idaho Business

| LIFE AND DISABILITY INSURERS (continued) | | | | | | |
|--|-------------------|--------------|-------------------|-------------------------------|----------------------------------|----------------------------------|
| Company Name | Lines of Business | License Date | Incorporated Date | Direct Idaho Premiums Written | Direct Idaho Claims and Benefits | Complaint Count As Of 12/31/2017 |
| HARTFORD LIFE & ACCIDENT INS CO | 02, 01, 21 | 5/2/1968 | 2/14/1967 | 11,671,441 | 11,435,415 | |
| HARTFORD LIFE & ANN INS CO | 21, 01, 02 | 3/3/1971 | 1/9/1956 | 4,427,430 | 36,205,803 | |
| HARTFORD LIFE INS CO | 21, 01, 02 | 7/24/1978 | 2/16/1978 | 3,876,539 | 18,511,990 | |
| HCC LIFE INS CO | 02, 01 | 5/7/1982 | 12/3/1980 | 5,531,384 | 3,421,009 | |
| HCSC INS SERV CO | 01, 02 | 6/20/1984 | 2/6/1958 | - | - | |
| HEALTH CARE SERV CORP A MUTUAL LEGAL RE | 02 | 9/29/2005 | 10/1/1936 | 218,997 | 327,549 | |
| HEALTH NET LIFE INS CO | 21, 01, 02 | 7/25/1974 | 11/20/1986 | - | - | |
| HEALTHSPRING LIFE & HEALTH INS CO INC | 02 | 6/1/2010 | 2/27/2007 | (2,094) | (12,748) | |
| HERITAGE LIFE INS CO | 02, 01 | 7/19/1965 | 7/26/1957 | - | - | |
| HM HEALTH INS CO | 01, 02 | 7/31/1967 | 12/8/1954 | - | - | |
| HM LIFE INS CO | 02, 01 | 3/30/1982 | 5/11/1981 | 232,478 | 430,408 | |
| HOMESTEADERS LIFE CO | 01, 21 | 11/24/1986 | 1/5/1906 | 1,123,676 | 446,104 | |
| HORACE MANN LIFE INS CO | 01, 02, 21 | 5/9/1960 | 8/9/1949 | 1,398,914 | 1,374,590 | |
| HUMANA BENEFIT PLAN OF ILLINOIS INC | 23 | 4/12/2012 | 6/20/1994 | - | - | |
| HUMANA HEALTH PLAN INC | 23 | 3/1/2008 | 8/23/1982 | 36,388,266 | 29,436,935 | |
| HUMANA INS CO | 02, 01 | 8/6/1984 | 12/18/1968 | 49,403,563 | 35,025,687 | |
| HUMANADENTAL INS CO | 01, 02 | 4/1/1977 | 1/1/1908 | 1,996,087 | 1,598,740 | |
| IA AMER LIFE INS CO | 01, 02 | 6/30/1981 | 5/30/1980 | 8,083 | 46,491 | |
| IDEALIFE INS CO | 01, 02 | 12/12/1986 | 6/1/1981 | 3,706 | 6,668 | |
| ILLINOIS MUT LIFE INS CO | 01, 02 | 5/28/1981 | 7/9/1912 | 314,669 | 481,427 | |
| INDEPENDENCE LIFE & ANN CO | 01, 02, 21 | 7/13/1956 | 10/11/1945 | - | - | |
| INDIVIDUAL ASSUR CO LIFE HLTH & ACC | 01, 02 | 9/2/1981 | 10/18/1973 | 778,478 | 567,111 | 1 |
| INDUSTRIAL ALLIANCE INS & FIN SERV I | 01, 02 | 3/11/2013 | 4/29/1967 | 77,221 | 245,543 | |
| INTEGRITY LIFE INS CO | 21, 01, 02 | 7/23/1982 | 5/3/1966 | 4,574,977 | 2,176,988 | |
| INVESTORS LIFE INS CO N AMER | 21, 02, 01 | 9/24/1968 | 6/18/1963 | 40,231 | 120,056 | 1 |
| JACKSON NATL LIFE INS CO | 21, 02, 01 | 6/12/1981 | 6/19/1961 | 60,448,099 | 78,528,932 | 7 |
| JEFFERSON NATL LIFE INS CO | 01, 02, 21 | 9/20/1966 | 2/8/1937 | 3,741,556 | 1,828,439 | |
| JOHN ALDEN LIFE INS CO | 01, 02 | 8/6/1973 | 5/17/1973 | 87,245 | 473,074 | |
| JOHN HANCOCK LIFE & HLTH INS CO | 02, 21, 01 | 7/13/1982 | 5/27/1981 | 8,423 | - | |
| JOHN HANCOCK LIFE INS CO USA | 02, 01, 21 | 6/20/1956 | 8/20/1955 | 95,137,907 | 109,368,107 | 2 |
| KAISER FOUND HEALTH PLAN OF WA OPTIONS | 23 | 8/17/1995 | 1/30/1990 | 4,996,711 | 5,295,592 | 1 |
| KANAWHA INS CO | 02, 01 | 7/25/1995 | 5/22/1958 | 82,709 | 56,954 | |
| KANSAS CITY LIFE INS CO | 02, 01, 21 | 6/24/1913 | 5/1/1895 | 2,776,413 | 1,775,443 | |

Summary of Idaho Business

| LIFE AND DISABILITY INSURERS (continued) | | | | | | |
|--|-------------------|--------------|-------------------|-------------------------------|----------------------------------|----------------------------------|
| Company Name | Lines of Business | License Date | Incorporated Date | Direct Idaho Premiums Written | Direct Idaho Claims and Benefits | Complaint Count As Of 12/31/2017 |
| LAFAYETTE LIFE INS CO | 01, 02 | 9/25/1973 | 12/26/1905 | 3,652,486 | 2,973,780 | |
| LANDCAR LIFE INS CO | 02, 01 | 5/2/1997 | 9/10/1980 | - | 1,210 | |
| LANDMARK LIFE INS CO | 01 | 5/18/2011 | 8/6/1964 | 5,255 | - | |
| LIBERTY BANKERS LIFE INS CO | 01, 02 | 7/23/1987 | 11/14/1957 | 260,434 | 580,965 | |
| LIBERTY LIFE ASSUR CO OF BOSTON | 02, 01, 21 | 6/18/1965 | 9/17/1963 | 4,795,110 | 6,298,953 | 1 |
| LIBERTY NATL LIFE INS CO | 02, 01, 21 | 1/15/1980 | 7/1/1929 | 613,648 | 276,248 | |
| LIFE INS CO OF N AMER | 01, 02 | 7/10/1957 | 9/21/1956 | 13,662,390 | 15,303,742 | |
| LIFE INS CO OF THE SOUTHWEST | 21, 02, 01 | 4/27/1982 | 3/7/1955 | 2,474,010 | 2,521,605 | |
| LIFE OF THE SOUTH INS CO | 01, 02 | 9/14/2006 | 9/22/1981 | 123,405 | 75,151 | |
| LIFECARE ASSUR CO | 01, 23 | 5/9/2016 | 1/30/1980 | - | - | |
| LIFEMAP ASSUR CO | 02, 01 | 12/17/1987 | 9/22/1964 | 9,774,079 | 5,799,378 | 2 |
| LIFESECURE INS CO | 01, 02 | 3/1/1983 | 6/11/1954 | 226,149 | 129,388 | |
| LIFESHIELD NATL INS CO | 02, 01 | 3/3/1986 | 4/28/1982 | 3,318 | - | |
| LIFEWISE ASSUR CO | 02, 01 | 5/9/1991 | 9/11/1981 | 276 | 90,007 | |
| LIFEWISE HEALTH PLAN OF OR INC | 01, 02 | 4/11/1995 | 8/7/1986 | - | - | |
| LINCOLN BENEFIT LIFE CO | 02, 01, 21 | 4/1/1973 | 10/18/1938 | 5,767,957 | 4,424,518 | |
| LINCOLN HERITAGE LIFE INS CO | 01, 02 | 5/19/1975 | 8/15/1963 | 1,712,293 | 1,271,443 | 1 |
| LINCOLN LIFE & ANN CO OF NY | 01, 02 | 11/3/1977 | 10/27/1897 | 19,399 | 52,278 | |
| LINCOLN NATL LIFE INS CO | 02, 21, 01 | 9/1/1937 | 6/12/1905 | 59,558,513 | 92,244,658 | 1 |
| LOMBARD INTL LIFE ASSUR CO | 02, 21, 01 | 4/30/1996 | 1/29/1960 | 1,100,000 | - | |
| LONDON LIFE REINS CO | 01, 02 | 7/18/1978 | 3/26/1969 | - | - | |
| LONGEVITY INS CO | 02, 01 | 5/16/1968 | 1/8/1965 | - | - | |
| LOYAL AMER LIFE INS CO | 02, 01 | 7/3/1972 | 5/18/1955 | 2,226,184 | 1,658,901 | 1 |
| LUMICO LIFE INSURANCE CO | 02, 01 | 12/27/1971 | 11/2/1965 | 9,068 | 15 | |
| MADISON NATL LIFE INS CO INC | 02, 01 | 12/23/1987 | 10/17/1961 | 199,906 | 87,563 | |
| MANHATTAN LIFE INS CO | 02, 01 | 8/24/1959 | 5/29/1850 | 747,047 | 1,950,391 | 2 |
| MANHATTAN NATL LIFE INS CO | 01, 02 | 8/21/1963 | 12/20/1956 | 20,222 | - | |
| MANHATTAN LIFE ASSUR CO OF AMER | 01, 02 | 9/7/1966 | 10/22/1962 | 332,200 | 763,523 | 1 |
| MAPFRE LIFE INS CO | 01, 02 | 12/30/1977 | 6/24/1975 | 1,334 | - | |
| MASSACHUSETTS MUT LIFE INS CO | 02, 01, 21 | 9/15/1949 | 5/15/1851 | 54,178,074 | 52,743,977 | 1 |
| MCNA INS CO | 23 | 2/24/2016 | 5/4/2011 | 44,906,463 | 42,196,591 | |
| MEDAMERICA INS CO | 01, 02 | 8/19/1987 | 4/5/1966 | 403,167 | 139,844 | 1 |
| MEDCO CONTAINMENT LIFE INS CO | 01, 02 | 9/29/1981 | 8/30/1954 | 6,198,799 | 6,777,006 | 1 |

Summary of Idaho Business

| LIFE AND DISABILITY INSURERS (continued) | | | | | | |
|--|-------------------|--------------|-------------------|-------------------------------|----------------------------------|----------------------------------|
| Company Name | Lines of Business | License Date | Incorporated Date | Direct Idaho Premiums Written | Direct Idaho Claims and Benefits | Complaint Count As Of 12/31/2017 |
| MEDICO CORP LIFE INS CO | 02, 01 | 7/19/2006 | 3/16/1960 | 18,067 | 13,047 | |
| MEDICO INS CO | 02, 01 | 9/5/1962 | 4/26/1930 | 2,617,331 | 1,768,206 | |
| MEDICO LIFE & HLTH INS CO | 01, 02 | 9/3/1949 | 9/13/1935 | 362 | 10,072 | |
| MEMBERS HEALTH INS CO | 01, 02 | 4/18/1983 | 5/20/1982 | - | - | |
| MEMBERS LIFE INS CO | 02, 21, 01 | 9/22/1978 | 2/27/1976 | 2,120,561 | 448,963 | |
| MERIT HEALTH INS CO | 02 | 3/24/2015 | 11/23/1992 | 738,930 | 907,017 | |
| MERIT LIFE INS CO | 02, 01 | 12/8/1975 | 9/11/1957 | 114,415 | 382,859 | |
| METROPOLITAN LIFE INS CO | 02, 01, 21 | 3/2/1915 | 3/24/1868 | 50,061,917 | 68,622,306 | |
| METROPOLITAN TOWER LIFE INS CO | 21, 01, 02 | 10/5/1983 | 3/4/1982 | 250,950 | 997,034 | |
| MID WEST NATL LIFE INS CO OF TN | 02, 01 | 7/5/1985 | 3/1/1965 | 146,536 | 76,784 | 1 |
| MIDLAND NATL LIFE INS CO | 01, 02, 21 | 4/2/1926 | 8/30/1906 | 20,911,218 | 15,432,816 | 2 |
| MIDWESTERN UNITED LIFE INS CO | 02, 01 | 6/22/1962 | 5/4/1948 | 24,022 | - | |
| MINNESOTA LIFE INS CO | 21, 02, 01 | 10/7/1947 | 8/6/1880 | 22,166,695 | 13,226,910 | 1 |
| MML BAY STATE LIFE INS CO | 21, 02, 01 | 7/20/1981 | 4/1/1935 | 60,975 | 75,421 | |
| MONTANA HEALTH COOPERATIVE | 23 | 6/13/2014 | 12/15/2010 | 60,981,775 | 43,467,709 | 15 |
| MONY LIFE INS CO | 01, 02, 21 | 7/25/1893 | 4/12/1842 | 3,363,440 | 7,720,239 | |
| MONY LIFE INS CO OF AMER | 21, 01, 02 | 4/15/1976 | 3/6/1969 | 2,560,792 | 2,387,085 | |
| MUNICH AMER REASSUR CO | 02, 01 | 6/4/1981 | 10/29/1959 | - | - | |
| MUNICH RE US LIFE CORP | 01, 21 | 3/22/1991 | 1/25/1984 | - | 1,753 | |
| MUTUAL OF AMER LIFE INS CO | 21, 01, 02 | 11/30/1982 | 1/3/1945 | 724,980 | 3,707,594 | |
| MUTUAL OF OMAHA INS CO | 02, 01 | 4/1/1920 | 3/5/1909 | 19,440,950 | 13,580,954 | 1 |
| MUTUAL TRUST LIFE INS CO A PAN AMER | 21, 01, 02 | 12/15/1969 | 12/5/1904 | 820,122 | 427,350 | |
| NATIONAL BENEFIT LIFE INS CO | 01, 02 | 5/31/1968 | 6/18/1962 | 65,234 | 78,265 | |
| NATIONAL FARMERS UNION LIFE INS CO | 02, 01 | 7/1/1950 | 12/7/1937 | 31,592 | 38,456 | |
| NATIONAL GUARDIAN LIFE INS CO | 01, 02 | 11/3/1965 | 9/28/1909 | 3,345,618 | 1,701,326 | |
| NATIONAL HLTH INS CO | 01, 02 | 6/29/1981 | 8/30/1965 | 2,518,338 | 1,874,894 | 1 |
| NATIONAL LIFE INS CO | 02, 01, 21 | 5/31/1946 | 11/13/1848 | 271,935 | 695,294 | |
| NATIONAL TEACHERS ASSOC LIFE INS CO | 01, 02 | 6/8/1999 | 7/14/1938 | 19,622 | - | |
| NATIONAL WESTERN LIFE INS CO | 02, 01 | 10/16/1959 | 7/16/1956 | 3,002,628 | 4,554,701 | |
| NATIONWIDE LIFE & ANN INS CO | 21, 01, 02 | 3/12/1998 | 2/9/1981 | 36,378,894 | 4,043,944 | |
| NATIONWIDE LIFE INS CO | 21, 02, 01 | 12/9/1955 | 3/21/1929 | 41,651,446 | 50,377,813 | |
| NATL FOUNDATION LIFE INS CO | 01, 02 | 12/30/1983 | 8/2/1983 | 34,209 | 18,455 | |
| NEW ENGLAND LIFE INS CO | 21, 01, 02 | 9/25/1981 | 9/12/1980 | 217,421 | 657,451 | |

Summary of Idaho Business

| LIFE AND DISABILITY INSURERS (continued) | | | | | | |
|--|-------------------|--------------|-------------------|-------------------------------|----------------------------------|----------------------------------|
| Company Name | Lines of Business | License Date | Incorporated Date | Direct Idaho Premiums Written | Direct Idaho Claims and Benefits | Complaint Count As Of 12/31/2017 |
| NEW YORK LIFE INS & ANN CORP | 01, 21, 02 | 7/21/1981 | 11/3/1980 | 55,818,596 | 37,216,674 | |
| NEW YORK LIFE INS CO | 02, 01, 21 | 5/1/1896 | 5/21/1841 | 36,379,151 | 30,495,323 | 5 |
| NIPPON LIFE INS CO OF AMER | 02, 01 | 6/4/1981 | 8/23/1972 | 42,815 | 16,650 | |
| NORTH AMER CO LIFE & HLTH INS | 01, 02 | 7/9/1908 | 5/13/1886 | 14,226,091 | 11,013,676 | |
| NORTH CAROLINA MUT LIFE INS CO | 01, 02 | 1/25/1978 | 2/28/1899 | 461 | - | |
| NORTHWESTERN LONG TERM CARE INS CO | 01, 02 | 9/20/1965 | 9/18/1953 | 4,382,241 | 14,349 | |
| NORTHWESTERN MUT LIFE INS CO | 01, 21, 02 | 5/1/1896 | 3/2/1857 | 90,436,912 | 86,943,249 | 1 |
| NYLIFE INS CO OF AZ | 21, 02, 01 | 3/15/1991 | 7/23/1987 | 135,368 | 5,223 | |
| OCCIDENTAL LIFE INS CO OF NC | 02, 01 | 7/27/1948 | 6/13/1906 | 118,068 | 55,069 | |
| OHIO NATL LIFE ASSUR CORP | 21, 02, 01 | 6/12/1980 | 6/26/1979 | 3,829,122 | 3,734,027 | 2 |
| OHIO NATL LIFE INS CO | 02, 21, 01 | 5/11/1933 | 9/9/1909 | 9,271,610 | 15,544,030 | |
| OHIO STATE LIFE INS CO | 01, 02 | 5/7/1982 | 2/26/1906 | 36,628 | 216 | |
| OLD AMER INS CO | 02, 01 | 7/31/1969 | 12/11/1939 | 1,415,671 | 558,299 | |
| OLD REPUBLIC LIFE INS CO | 02, 01 | 1/8/1948 | 4/17/1923 | 438,068 | 226,090 | |
| OLD UNITED LIFE INS CO | 01, 02 | 8/25/1995 | 11/15/1963 | - | - | |
| OMAHA HLTH INS CO | 01, 02 | 9/19/1979 | 2/21/1978 | - | - | |
| OPTUM INS OF OH INC | 01, 02 | 10/16/1991 | 10/19/1948 | 558 | - | |
| OXFORD LIFE INS CO | 02, 01 | 12/20/1985 | 7/27/1965 | 2,502,153 | 1,569,697 | 1 |
| PACIFIC GUARDIAN LIFE INS CO LTD | 01, 02 | 4/1/1973 | 8/3/1961 | 14,565 | - | |
| PACIFIC LIFE & ANN CO | 01, 21, 02 | 9/30/1990 | 9/20/1982 | - | 305,115 | |
| PACIFIC LIFE INS CO | 21, 02, 01 | 8/3/1936 | 1/2/1868 | 36,125,152 | 42,071,685 | |
| PACIFICARE LIFE & HLTH INS CO | 01, 02 | 12/9/1991 | 3/1/1967 | - | - | |
| PACIFICSOURCE COMM HEALTH PLANS | 23 | 12/29/2014 | 12/12/2005 | 184,197,756 | 163,305,668 | |
| PACIFICSOURCE HEALTH PLANS | 23 | 5/19/2006 | 3/31/1933 | 55,662,087 | 48,616,991 | 3 |
| PAN AMER ASSUR CO | 21, 01 | 10/17/2002 | 5/19/1981 | 14,915 | 1,567 | |
| PAN AMER LIFE INS CO | 02, 01 | 10/1/1996 | 3/28/1911 | 2,712,643 | 601,177 | |
| PARK AVENUE LIFE INS CO | 01, 02 | 1/10/1991 | 11/19/1964 | 847 | - | |
| PARKER CENTENNIAL ASSUR CO | 01, 02 | 9/9/1975 | 1/8/1973 | - | 750 | |
| PARTNERRE LIFE REINS CO OF AMERICA | 02, 01 | 10/4/1976 | 7/8/1964 | - | - | |
| PAUL REVERE LIFE INS CO | 01, 02 | 9/4/1930 | 6/10/1930 | 335,544 | 1,088,851 | |
| PAVONIA LIFE INS CO OF MI | 02, 01 | 8/16/1991 | 12/18/1980 | 115,281 | 60,708 | |
| PENN INS & ANN CO | 21, 02, 01 | 10/15/1981 | 7/3/1980 | 1,344,777 | 417,410 | |
| PENN MUT LIFE INS CO | 02, 01, 21 | 4/8/1902 | 2/24/1847 | 3,992,339 | 2,785,496 | |

Summary of Idaho Business

| LIFE AND DISABILITY INSURERS (continued) | | | | | | |
|--|-------------------|--------------|-------------------|-------------------------------|----------------------------------|----------------------------------|
| Company Name | Lines of Business | License Date | Incorporated Date | Direct Idaho Premiums Written | Direct Idaho Claims and Benefits | Complaint Count As Of 12/31/2017 |
| PENNSYLVANIA LIFE INS CO | 01, 02 | 5/27/1954 | 1/12/1948 | 340,985 | 380,991 | |
| PHILADELPHIA AMER LIFE INS CO | 01, 02 | 3/1/1978 | 1/6/1978 | 62,041 | (367) | |
| PHL VARIABLE INS CO | 02, 01, 21 | 6/7/1983 | 7/15/1981 | 2,984,427 | 2,965,114 | |
| PHOENIX LIFE & ANN CO | 01, 21, 02 | 8/6/1982 | 11/2/1981 | 16,935 | - | |
| PHOENIX LIFE INS CO | 02, 21, 01 | 4/22/1927 | 5/1/1851 | 399,981 | 3,569,329 | |
| PHYSICIANS LIFE INS CO | 02, 01 | 11/30/1970 | 1/15/1970 | 801,879 | 629,089 | |
| PHYSICIANS MUT INS CO | 2 | 8/2/1965 | 2/10/1902 | 1,020,449 | 489,077 | 1 |
| PIONEER AMER INS CO | 02, 01 | 12/18/1958 | 4/23/1946 | 119,780 | 39,987 | |
| PIONEER MUT LIFE INS CO | 01, 02 | 1/20/1948 | 1/1/2002 | 238,001 | 360,306 | 1 |
| PIONEER SECURITY LIFE INS CO | 02, 01 | 4/14/1982 | 1/12/1955 | 26,068 | 47,029 | |
| PLATEAU INS CO | 02, 01 | 9/29/2017 | 7/15/1983 | - | - | |
| PRIMERICA LIFE INS CO | 02, 01 | 2/12/1952 | 9/19/1927 | 7,690,083 | 3,788,440 | |
| PRINCIPAL LIFE INS CO | 01, 02, 21 | 8/13/1901 | 6/24/1879 | 26,623,935 | 25,534,679 | |
| PRINCIPAL NATL LIFE INS CO | 02, 01, 21 | 10/2/1972 | 11/6/1967 | 2,586,203 | 63,024 | |
| PROFESSIONAL INS CO | 01, 02 | 8/31/1995 | 11/12/1936 | 5,343 | 20,575 | |
| PROTECTIVE LIFE INS CO | 01, 21, 02 | 1/27/1971 | 7/24/1907 | 19,320,553 | 10,518,043 | 1 |
| PROVIDENT AMER LIFE & HLTH INS CO | 01, 02 | 8/19/1987 | 4/6/1949 | 34,518 | 21,607 | |
| PROVIDENT LIFE & ACCIDENT INS CO | 02, 01 | 1/1/1928 | 5/24/1887 | 2,176,073 | 1,769,524 | |
| PROVIDENT LIFE & CAS INS CO | 02, 01 | 11/26/1985 | 10/17/1951 | 18,096 | - | |
| PRUCO LIFE INS CO | 01, 02, 21 | 5/17/1976 | 12/23/1971 | 30,037,404 | 31,859,168 | |
| PRUDENTIAL ANN LIFE ASSUR CORP | 02, 01, 21 | 4/5/1977 | 5/21/1969 | 439,254 | 28,231,349 | |
| PRUDENTIAL INS CO OF AMER | 01, 02, 21 | 1/1/1902 | 4/3/1873 | 89,459,562 | 136,800,701 | 4 |
| PRUDENTIAL RETIREMENT INS & ANN CO | 21, 02, 01 | 12/16/1987 | 1/14/1981 | 6,262 | 4,867,437 | |
| PURITAN LIFE INS CO OF AMER | 01, 02 | 9/15/1980 | 6/2/1958 | 368,099 | 1,258,770 | |
| PYRAMID LIFE INS CO | 01, 02 | 11/5/1959 | 5/26/1913 | 10,300 | - | |
| REGENCO BLUESHIELD OF ID INC | 02 | 2/23/1946 | 2/23/1946 | 463,274,312 | 363,874,148 | 22 |
| RELIABLE LIFE INS CO | 02, 01 | 12/4/1970 | 12/29/1911 | - | - | |
| RELJANCE STANDARD LIFE INS CO | 01, 02 | 7/20/1966 | 4/2/1907 | 9,922,218 | 6,681,365 | 2 |
| RELIASTAR LIFE INS CO | 02, 01, 21 | 4/30/1901 | 9/15/1885 | 9,071,072 | 17,503,838 | 2 |
| RELIASTAR LIFE INS CO OF NY | 21, 01, 02 | 5/6/1949 | 6/11/1917 | 37,461 | 18,247 | |
| RENAISSANCE LIFE & HEALTH INS CO OF AM | 01, 02 | 8/25/1953 | 4/29/1953 | 275,320 | 189,124 | |
| RESERVE NATL INS CO | 02, 01 | 9/25/1978 | 9/19/1956 | 142,675 | 62,550 | |
| RESOURCE LIFE INS CO | 01, 02 | 1/14/1971 | 10/14/1963 | - | - | |

Summary of Idaho Business

| LIFE AND DISABILITY INSURERS (continued) | | | | | | |
|--|-------------------|--------------|-------------------|-------------------------------|----------------------------------|----------------------------------|
| Company Name | Lines of Business | License Date | Incorporated Date | Direct Idaho Premiums Written | Direct Idaho Claims and Benefits | Complaint Count As Of 12/31/2017 |
| RGA REINS CO | 01, 02 | 8/11/1982 | 8/3/1981 | - | - | - |
| RIVERSOURCE LIFE INS CO | 01, 02, 21 | 11/19/1959 | 8/7/1957 | 10,794,723 | 47,269,497 | - |
| RX LIFE INS CO | 01, 02 | 12/17/2001 | 5/21/1979 | 9,714 | - | - |
| S S USA LIFE INS CO INC | 01 | 3/20/1997 | 3/8/1995 | 21,665 | 2,000 | 1 |
| SAGICOR LIFE INS CO | 01, 02 | 8/31/1977 | 4/5/1954 | 3,686,437 | 2,146,793 | 1 |
| SCOR GLOBAL LIFE USA REINS CO | 01, 02 | 6/27/1983 | 7/13/1982 | - | - | - |
| SECURIAN LIFE INS CO | 01, 02 | 10/20/1982 | 12/11/1981 | 2,053,925 | 3,059,327 | - |
| SECURITY BENEFIT LIFE INS CO | 01, 02, 21 | 1/2/1950 | 2/22/1892 | 12,004,128 | 11,863,574 | - |
| SECURITY LIFE OF DENVER INS CO | 02, 21, 01 | 2/11/1960 | 8/13/1929 | 1,043,781 | 22,363,090 | - |
| SECURITY MUT LIFE INS CO OF NY | 02, 01 | 10/19/1983 | 11/6/1886 | 114,887 | 170,361 | - |
| SECURITY NATL LIFE INS CO | 01, 02 | 12/4/1970 | 1/31/1967 | 35,955 | 86,925 | - |
| SELECTHEALTH BENEFIT ASSURANCE CO INC | 02 | 5/23/2014 | 5/8/1992 | 2,171,784 | 886,165 | - |
| SELECTHEALTH INC | 02 | 10/26/2012 | 12/27/1983 | 405,246,863 | 385,466,982 | 25 |
| SENIOR HLTH INS CO OF PA | 21, 02, 01 | 12/12/1986 | 7/5/1887 | 171,237 | 1,276,050 | - |
| SENIOR LIFE INS CO | 01 | 1/9/2007 | 12/22/1970 | 41,802 | 8,425 | - |
| SENTINEL SECURITY LIFE INS CO | 01, 02 | 5/31/1960 | 5/12/1948 | 1,264,126 | 1,450,946 | - |
| SENTRY LIFE INS CO | 02, 01 | 12/14/1960 | 10/23/1958 | 4,719,202 | 1,616,464 | - |
| SETTLERS LIFE INS CO | 01, 02 | 7/27/1983 | 5/25/1982 | 37,110 | 2,545 | - |
| SHELTERPOINT INS CO | 02, 01 | 10/16/1991 | 4/16/1979 | - | - | - |
| SIERRA HEALTH & LIFE INS CO INC | 01, 02 | 9/18/1942 | 8/16/1906 | - | - | - |
| SILVERSCRIPT INS CO | 02 | 1/9/2007 | 5/11/2005 | 16,188,171 | 11,631,225 | - |
| SMART INS CO | 02, 01 | 1/21/1998 | 2/28/1972 | - | - | - |
| STANDARD INS CO | 01, 02, 21 | 9/27/1920 | 2/24/1906 | 70,959,962 | 50,088,005 | 1 |
| STANDARD LIFE & ACCIDENT INS CO | 02, 01 | 1/26/1979 | 2/26/1976 | 336,992 | 687,200 | - |
| STANDARD SECURITY LIFE INS CO OF NY | 01, 02 | 6/15/1960 | 6/28/1957 | 240,926 | 275,904 | - |
| STARMOUNT LIFE INS CO | 01, 02 | 4/8/2008 | 8/24/1983 | 244,524 | 211,324 | - |
| STATE FARM HLTH INS CO | 01 | 7/26/1982 | 2/25/1982 | - | - | - |
| STATE FARM LIFE INS CO | 01, 21 | 10/2/1952 | 1/16/1929 | 21,546,204 | 19,001,378 | - |
| STATE LIFE INS CO | 02, 01 | 2/1/1982 | 12/30/2004 | 5,102,936 | 2,076,503 | - |
| STATE MUT INS CO | 01, 02 | 5/20/1993 | 2/14/1894 | 104,082 | 152,121 | - |
| STERLING INVESTORS LIFE INS CO | 01, 02 | 11/30/1982 | 7/14/1978 | 74,909 | 39,770 | - |
| STERLING LIFE INS CO | 02, 01 | 1/5/1978 | 1/7/1958 | 4,331,035 | 3,268,770 | - |
| SUN LIFE & HLTH INS CO | 01, 02 | 11/24/1976 | 1/31/1973 | 87,144 | 1,005,161 | - |

Summary of Idaho Business

| LIFE AND DISABILITY INSURERS (continued) | | | | | | |
|--|-------------------|--------------|-------------------|-------------------------------|----------------------------------|----------------------------------|
| Company Name | Lines of Business | License Date | Incorporated Date | Direct Idaho Premiums Written | Direct Idaho Claims and Benefits | Complaint Count As Of 12/31/2017 |
| SUN LIFE ASS CO OF CANADA | | 7/23/1926 | | 3,363,723 | 3,101,185 | 3 |
| SUNSET LIFE INS CO OF AMER | 02, 01 | 12/27/1938 | 5/12/1937 | 180,621 | 358,779 | |
| SURETY LIFE INS CO | 01, 02 | 7/6/1945 | 3/31/1936 | 177,386 | 273,750 | |
| SWISS RE LIFE & HLTH AMER INC | 02, 01 | 9/20/1983 | 6/29/1967 | - | 27,600 | |
| SYMETRA LIFE INS CO | 21, 02, 01 | 6/21/1957 | 1/23/1957 | 27,626,766 | 19,152,583 | 1 |
| SYMETRA NATL LIFE INS CO | 01, 02 | 7/28/1980 | 9/4/1979 | 3,609 | 5,858 | |
| SYMPHONIX HEALTH INS INC | 02, 01 | 8/23/1983 | 3/29/1974 | 3,572,363 | 2,949,233 | |
| TEACHERS INS & ANN ASSOC OF AMER | 01, 02, 21 | 9/1/1972 | 3/4/1918 | 40,768,164 | 44,398,406 | |
| TEXAS LIFE INS CO | 01 | 1/8/1991 | 1/9/1901 | 1,313,716 | 453,071 | |
| THE CINCINNATI LIFE INS CO | 02, 01 | 9/14/1988 | 7/2/1987 | 1,079,883 | 447,493 | |
| THE SAVINGS BANK MUT LIFE INS CO OF MA | 01 | 3/1/2011 | 3/31/1991 | 583,291 | 209,589 | |
| THRIVENT LIFE INS CO | 02, 01, 21 | 8/24/1983 | 4/20/1982 | 440,442 | 1,271,772 | |
| TIAA CREF LIFE INS CO | 02, 01, 21 | 12/28/1999 | 11/20/1996 | 1,587,208 | 1,465,275 | |
| TIER ONE INS CO | 01, 02 | 1/4/1982 | 6/11/1981 | - | - | |
| TIME INS CO | 02, 01 | 10/1/1956 | 2/11/1910 | 426,427 | 613,708 | |
| TOWN & COUNTRY LIFE INS CO | 02, 01 | 9/26/1984 | 4/13/1955 | 1,983 | 1,253 | |
| TRANS WORLD ASSUR CO | 01 | 12/19/1977 | 10/3/1962 | 35,915 | 10,200 | |
| TRANSAMERICA ADVISORS LIFE INS CO | 02, 21, 01 | 6/27/1988 | 1/27/1986 | - | 3,895,404 | |
| TRANSAMERICA FINANCIAL LIFE INS CO | 01, 21, 02 | 10/3/1995 | 10/3/1947 | 3,968,871 | 5,169,029 | |
| TRANSAMERICA LIFE INS CO | 01, 02, 21 | 5/11/1971 | 4/19/1961 | 29,270,272 | 63,736,347 | 4 |
| TRANSAMERICA PREMIER LIFE INS CO | 02, 21, 01 | 10/26/1985 | 3/5/1858 | 16,222,994 | 15,022,038 | |
| TRUASSURE INS CO | 02 | 3/1/2013 | 5/24/1979 | - | - | |
| TRUSTMARK INS CO | 02, 01 | 5/7/1924 | 1/18/1913 | 250,447 | 556,194 | |
| TRUSTMARK LIFE INS CO | 01, 02 | 8/1/1951 | 1/25/1925 | 1,679,864 | 1,634,863 | |
| UBS LIFE INS CO USA | 01, 02, 21 | 11/18/1959 | 8/14/1956 | - | 15,557 | |
| UNICARE LIFE & HLTH INS CO | 01, 02 | 7/21/1981 | 6/11/1971 | (66) | 82,366 | |
| UNIFIED LIFE INS CO | 01, 02 | 12/21/2001 | 5/11/2001 | 236,052 | 515,853 | 3 |
| UNIMERICA INS CO | 01, 02 | 10/21/2002 | 12/1/1980 | 1,612 | 6,760 | |
| UNION FIDELITY LIFE INS CO | 02, 01 | 12/20/1948 | 9/2/1925 | 237,710 | 119,836 | |
| UNION LABOR LIFE INS CO | 01, 21, 02 | 6/11/1973 | 10/26/1925 | 144,847 | 68,370 | |
| UNION SECURITY INS CO | 01, 21, 02 | 1/1/1963 | 3/26/1910 | 1,885,802 | 2,992,619 | |
| UNITED AMER INS CO | 02, 01 | 2/26/1982 | 8/14/1981 | 1,267,636 | 917,082 | |
| UNITED BENEFIT LIFE INS CO | 01, 02 | 6/14/1984 | 6/26/1957 | - | - | |

Summary of Idaho Business

| LIFE AND DISABILITY INSURERS (continued) | | | | | | |
|--|-------------------|--------------|-------------------|-------------------------------|----------------------------------|----------------------------------|
| Company Name | Lines of Business | License Date | Incorporated Date | Direct Idaho Premiums Written | Direct Idaho Claims and Benefits | Complaint Count As Of 12/31/2017 |
| UNITED CONCORDIA INS CO | 02, 01 | 12/6/1991 | 10/20/1975 | 294,303 | 272,292 | 1 |
| UNITED FIDELITY LIFE INS CO | 02, 01 | 8/31/1978 | 9/1/1977 | 27,824 | 132,966 | |
| UNITED HERITAGE LIFE INS CO | 01, 02 | 12/30/1948 | 7/7/1934 | 12,052,037 | 11,206,075 | 1 |
| UNITED HOME LIFE INS CO | 02, 01 | 11/15/1956 | 11/23/1948 | 106,346 | 3,437 | |
| UNITED INS CO OF AMER | 01, 02 | 10/27/1950 | 10/15/1927 | 1,628 | 2,498 | |
| UNITED LIFE INS CO | 02, 01 | 8/4/1987 | 5/8/1962 | 173,107 | 141,215 | |
| UNITED NATL LIFE INS CO OF AMER | 01, 02 | 11/25/1992 | 12/14/1960 | 21,720 | 37,854 | |
| UNITED OF OMAHA LIFE INS CO | 01, 02, 21 | 3/4/1927 | 8/9/1926 | 23,034,958 | 15,584,048 | 1 |
| UNITED SECURITY ASSUR CO OF PA | 02, 01 | 8/18/2009 | 10/22/1982 | 3,292 | 2,350 | |
| UNITED STATES LIFE INS CO IN THE CIT | 01, 02 | 11/17/1961 | 2/25/1850 | 632,227 | 1,173,518 | |
| UNITED WORLD LIFE INS CO | 01, 02 | 8/10/1970 | 1/28/1970 | 2,694,554 | 1,953,566 | |
| UNITEDHEALTHCARE INS CO | 02, 01 | 11/30/1972 | 3/24/1972 | 283,805,985 | 214,763,564 | 4 |
| UNITEDHEALTHCARE LIFE INS CO | 01, 02 | 4/16/1991 | 12/10/1982 | - | - | 1 |
| UNITY FINANCIAL LIFE INS CO | 01 | 7/24/1996 | 5/6/1964 | 7,698 | 15,927 | |
| UNIVERSAL GUAR LIFE INS CO | 02, 01 | 6/16/1993 | 11/15/1966 | 4,483 | 21,684 | |
| UNUM INS CO | 02, 01 | 9/23/1968 | 8/6/1965 | 1,908 | - | |
| UNUM LIFE INS CO OF AMER | 01, 02, 21 | 6/18/1970 | 8/24/1966 | 12,077,762 | 6,335,158 | |
| US BR GREAT WEST LIFE ASSUR CO | 01, 02 | 11/26/1974 | 8/28/1891 | 15,462 | 11,811 | |
| US BR SUN LIFE ASSUR CO OF CANADA | 02, 01, 21 | 7/23/1926 | 3/18/1865 | 3,363,723 | 3,101,185 | |
| US BUSINESS OF CANADA LIFE ASSUR CO | 02, 01 | 12/9/1955 | 4/25/1849 | 161,562 | 1,129,939 | |
| US FINANCIAL LIFE INS CO | 01 | 10/22/2002 | 9/30/1974 | 379,930 | 910,000 | |
| US HEALTH & LIFE INS CO INC | 02, 01 | 5/16/1988 | 1/11/1982 | - | - | |
| USAA LIFE INS CO | 01, 02, 21 | 9/14/1966 | 6/26/1963 | 11,513,759 | 11,738,300 | |
| USABLE LIFE | 01, 02 | 11/8/1996 | 4/20/1978 | 370,239 | 219,698 | |
| VANTIS LIFE INS CO | 01, 02 | 7/12/2005 | 6/20/1963 | 2,997,789 | 32,275 | |
| VARIABLE ANN LIFE INS CO | 01, 21 | 12/19/1969 | 8/21/1968 | 16,671,242 | 30,193,563 | |
| VISION SERVICE PLAN INS CO | 02 | 11/15/1991 | 6/1/1987 | - | - | |
| VOYA INS & ANN CO | 01, 02, 21 | 5/25/1973 | 1/2/1973 | 10,118,464 | 51,564,761 | 1 |
| VOYA RETIREMENT INS & ANN CO | 01, 02, 21 | 11/17/1976 | 1/13/1976 | 23,441,839 | 35,239,795 | |
| VSP VISION CARE INC | 24 | 6/26/2014 | 4/26/1960 | 9,939,909 | 6,094,316 | |
| WASHINGTON NATL INS CO | 21, 01, 02 | 11/20/1923 | 5/26/1923 | 4,693,868 | 4,927,377 | 3 |
| WELLCARE HEALTH INS OF AZ INC | 02, 01 | 3/19/1991 | 11/15/1972 | - | - | |
| WELLCARE HEALTH INS OF KY INC | 02, 01 | 7/19/1983 | 3/27/1962 | - | - | |

Summary of Idaho Business

| LIFE AND DISABILITY INSURERS (continued) | | | | | | |
|--|-------------------|--------------|-------------------|-------------------------------|----------------------------------|----------------------------------|
| Company Name | Lines of Business | License Date | Incorporated Date | Direct Idaho Premiums Written | Direct Idaho Claims and Benefits | Complaint Count As Of 12/31/2017 |
| WELLCARE PRESCRIPTION INS INC | 02 | 12/6/2006 | 3/24/2005 | 4,708,709 | 4,033,384 | 1 |
| WEST COAST LIFE INS CO | 01, 02 | 1/1/1916 | 2/8/1915 | 3,030,122 | 2,519,447 | |
| WESTERN & SOUTHERN LIFE INS CO | 01, 02 | 8/16/1957 | 2/23/1888 | 54,125 | 28,624 | |
| WESTERN SOUTHERN LIFE ASSUR CO | 01, 02, 21 | 1/6/1982 | 12/1/1980 | 1,455,777 | 1,384,879 | |
| WESTERN UNITED LIFE ASSUR CO | 02, 01 | 10/5/2009 | 1/2/1975 | 12,292,612 | 7,003,037 | 1 |
| WILCAC LIFE INS CO | 02, 01 | 7/9/1952 | 4/26/1911 | 18,559 | 314,118 | |
| WILCO LIFE INS CO | 02, 01 | 10/2/1964 | 1/30/1962 | 436,581 | 1,421,219 | 1 |
| WILLAMETTE DENTAL OF ID INC | 02 | 9/11/1998 | 7/22/1998 | 9,726,388 | 8,730,679 | |
| WILLIAM PENN LIFE INS CO OF NY | 01 | 8/2/2002 | 9/12/1962 | 22,602 | - | |
| WILTON REASSUR CO | 01, 02 | 7/28/1987 | 12/4/1900 | - | - | |
| WILTON REASSUR LIFE CO OF NY | 01, 02, 21 | 7/31/1958 | 3/24/1955 | 18,043 | 411 | |
| WMI MUTUAL INS CO | 01, 02 | 12/17/1996 | 7/1/1987 | 770,940 | 852,562 | |
| ZALE LIFE INS CO | 01, 02 | 2/1/2006 | 5/4/1964 | 1,939 | (18) | |
| ZURICH AMER LIFE INS CO | 21, 02, 01 | 8/17/1981 | 1/6/1947 | 454,830 | 2,940,369 | |

Lines of Business Code

- 01 - LIFE
- 02 - DISABILITY - EXCLUDING MANAGED CARE
- 21 - VARIABLE
- 23 - DISABILITY - INCLUDING MANAGED CARE
- 24 - MANAGED CARE ONLY

Summary of Idaho Business

| PROPERTY AND CASUALTY INSURERS | | | | | | |
|--------------------------------|-------------------|--------------|-------------------|------------------------|-----------------|----------------------------------|
| Company Name | Lines of Business | License Date | Incorporated Date | Idaho Premiums Written | Losses Incurred | Complaint Count As Of 12/31/2017 |
| 21ST CENTURY ASSUR CO | 4, 3, 2, 5 | 8/6/2009 | 9/21/1989 | 0 | 0 | 0 |
| 21ST CENTURY CAS CO | 3, 5 | 7/30/2009 | 9/8/1987 | 0 | 0 | 0 |
| 21ST CENTURY CENTENNIAL INS CO | 2, 4, 5, 3 | 11/17/1981 | 7/7/1977 | 1183612 | 549320 | |
| 21ST CENTURY IND INS CO | 2, 3, 4, 7, 5 | 1/1/1981 | 11/10/1980 | 0 | 0 | 0 |
| 21ST CENTURY INS CO | 3, 4, 5 | 3/16/2001 | 11/1/1967 | 0 | 0 | 0 |
| 21ST CENTURY N AMER INS CO | 3, 4, 7, 5 | 9/30/1985 | 9/19/1985 | 519923 | 154908 | |
| 21ST CENTURY PREMIER INS CO | 5, 4, 3, 7, 2 | 7/3/1919 | 2/6/1866 | 402 | 278 | |
| 21ST CENTURY SECURITY INS CO | 6, 3, 4 | 10/16/1981 | 12/13/1951 | 0 | 0 | 0 |
| ACA FIN GUAR CORP | 7 | 3/16/1988 | 6/25/1986 | 0 | 0 | 0 |
| ACADIA INS CO | 2, 4, 7, 3, 6 | 11/6/2008 | 4/2/1992 | 0 | 0 | 0 |
| ACCEPTANCE CAS INS CO | 3, 7, 5, 4 | 7/10/1951 | 7/2/1920 | 0 | 0 | 0 |
| ACCIDENT FUND GEN INS CO | 6 | 5/1/2009 | 6/20/2005 | 67695 | 46127 | |
| ACCIDENT FUND INS CO OF AMER | 6 | 10/1/2002 | 11/10/1994 | 293016 | 1041756 | |
| ACCIDENT FUND NATL INS CO | 6 | 5/1/2009 | 6/20/2005 | 2830 | 0 | 0 |
| ACCREDITED SURETY & CAS CO INC | 5, 7 | 7/16/1997 | 7/6/1971 | 37575 | 58 | |
| ACE AMER INS CO | 2, 4, 3, 6, 7 | 4/25/1968 | 11/1/1945 | 8951444 | 8677215 | 2 |
| ACE FIRE UNDERWRITERS INS CO | 6, 4, 3, 2, 7 | 8/29/1968 | 1/24/1941 | 181513 | 2289 | |
| ACE PROP & CAS INS CO | 3, 6, 7, 4, 2 | 12/18/1884 | 6/5/1819 | 31401869 | 35070290 | |
| ACIG INS CO | 6, 7, 3, 4 | 10/23/1995 | 1/25/1985 | -8878 | -7863 | |
| ACSTAR INS CO | 2, 4, 5, 7, 3 | 7/2/1973 | 11/23/1970 | 5400 | -3836 | |
| ACUITY A MUT INS CO | 6, 3, 7, 4 | 5/27/1981 | 8/11/1925 | 15345579 | 10991846 | |
| ADM INS CO | 7, 3, 4, 5 | 12/9/1997 | 6/17/1986 | 0 | 0 | 0 |
| ADMIRAL IND CO | 7, 3, 4, 5 | 5/24/2001 | 4/6/1992 | 0 | 0 | 0 |
| ADVANTAGE WORKERS COMP INS CO | 6, 7 | 12/4/1984 | 9/4/1981 | 11878589 | 4071939 | |
| AEGIS SECURITY INS CO | 2, 3, 5, 7, 4 | 3/3/1986 | 5/25/1977 | 6390 | 2437 | |
| AFFILIATED FM INS CO | 4, 5, 7, 3 | 6/2/1965 | 5/6/1949 | 3045210 | 406515 | |
| AGCS MARINE INS CO | 4, 3, 5 | 10/5/1982 | 10/31/1961 | 765420 | 230056 | |
| AGRI GEN INS CO | 3, 5, 4 | 10/25/1990 | 6/7/1983 | 1091087 | 3832335 | |
| AIG ASSUR CO | 3, 6, 4 | 1/23/1992 | 9/26/1946 | 139168 | 39138 | |
| AIG PROP CAS CO | 4, 2, 6, 7, 3 | 8/21/1952 | 5/17/1871 | 7072116 | 3034389 | |

Summary of Idaho Business

| PROPERTY AND CASUALTY INSURERS (continued) | | | | | | |
|--|-------------------|--------------|-------------------|------------------------|-----------------|----------------------------------|
| Company Name | Lines of Business | License Date | Incorporated Date | Idaho Premiums Written | Losses Incurred | Complaint Count As Of 12/31/2017 |
| AIOI NISSAY DOWA INS CO OF AMER | 7, 3, 6, 4 | 4/1/2013 | 1/11/1994 | 0 | 0 | |
| AIU INS CO | 3, 7, 4, 6 | 4/1/1962 | 12/1/1913 | 8506 | -210315 | |
| ALAMANCE INS CO | 7, 3, 4, 6 | 12/1/2007 | 11/30/1998 | 0 | 0 | |
| ALASKA NATL INS CO | 3, 6, 7, 4 | 3/22/1991 | 4/30/1979 | 13071080 | 6051336 | |
| ALEA NORTH AMERICA INS CO | 2, 6, 7, 4, 3 | 8/27/1984 | 6/30/1932 | 0 | 1189782 | |
| ALLEGHENY CAS CO | 7 | 12/19/1995 | 12/31/2015 | 167528 | 16513 | |
| ALLIANCE INS CO INC | 3, 4, 7, 5 | 3/27/1975 | 12/31/1959 | 604498 | 366813 | |
| ALLIANZ GLOBAL RISKS US INS CO | 3, 6, 7, 4 | 12/31/1977 | 9/16/1977 | 1689528 | 224676 | |
| ALLIED INS CO OF AMER | 7, 4, 3, 6 | 12/1/2013 | 2/16/2005 | 808870 | 284247 | |
| ALLIED PROP & CAS INS CO | 3, 5, 7, 4 | 11/3/1989 | 4/29/1983 | 3165173 | 2598572 | |
| ALLIED WORLD INS CO | 7, 5, 3, 4 | 1/3/1995 | 8/18/1986 | 148878 | 7039 | |
| ALLIED WORLD NATL ASSUR CO | 5, 3, 7, 4 | 9/13/2007 | 9/12/1996 | 633932 | -203977 | |
| ALLIED WORLD SPECIALTY INS CO | 7, 4, 5, 3 | 10/30/1981 | 1/14/1972 | 934674 | 690380 | |
| ALLMERICA FIN ALLIANCE INS CO | 6, 7, 4, 3 | 10/13/1995 | 4/26/1995 | 122 | 6 | |
| ALLMERICA FIN BENEFIT INS CO | 6, 3, 7, 4 | 6/4/1984 | 6/19/1976 | 123019 | 17630 | |
| ALLSTATE FIRE & CAS INS CO | 7, 3, 4, 5 | 5/27/1981 | 9/6/1972 | 56956218 | 26139447 | 10 |
| ALLSTATE IND CO | 3, 4, 7, 6 | 11/2/1961 | 7/7/1960 | 15271768 | 8947669 | 2 |
| ALLSTATE INS CO | 2, 7, 6, 4, 3 | 5/9/1947 | 3/21/1931 | 13937397 | 7046946 | 9 |
| ALLSTATE NORTHBROOK IND CO | 2, 4, 6, 7, 3 | 8/12/1981 | 12/20/1978 | 0 | 0 | |
| ALLSTATE PROP & CAS INS CO | 7, 3, 4, 5 | 6/15/2001 | 2/14/1985 | 12843100 | 8445526 | 2 |
| ALLSTATE VEHICLE & PROP INS CO | 4, 5, 7, 3 | 9/2/1982 | 8/20/1979 | 12289009 | 8557771 | 4 |
| ALPHA PROP & CAS INS CO | 5, 4, 3 | 10/23/1995 | 12/19/1979 | 5422546 | 2744968 | 4 |
| ALPS PROP & CAS INS CO | 5 | 9/30/2013 | 9/22/1986 | 2683884 | 882649 | |
| ALTERRA AMER INS CO | 3, 4, 7, 2, 5 | 4/1/1962 | 12/18/1919 | -1103 | 118651 | |
| AMBAC ASSUR CORP | 7 | 2/19/1971 | 2/25/1970 | 0 | 0 | |
| AMCO INS CO | 3, 4, 6, 7 | 7/7/1965 | 12/31/1958 | 9313735 | 15886582 | 1 |
| AMERICAN AGRI BUSINESS INS CO | 3, 5 | 12/5/2000 | 5/20/1948 | 6057747 | 7339151 | |
| AMERICAN ALT INS CORP | 6, 7, 3, 4, 2 | 7/31/1998 | 4/26/1923 | 3487246 | 924876 | |
| AMERICAN AUTOMOBILE INS CO | 2, 7, 3, 6, 4 | 10/24/1924 | 12/14/1911 | 388375 | -85522 | |
| AMERICAN BANKERS INS CO OF FL | 2, 3, 4, 7, 5 | 11/21/1950 | 10/29/1947 | 12606094 | 4093929 | 1 |
| AMERICAN CAS CO OF READING PA | 2, 4, 3, 7, 6 | 10/20/1939 | 7/31/1902 | 2481911 | 502167 | |

Summary of Idaho Business

| PROPERTY AND CASUALTY INSURERS (continued) | | | | | | |
|--|-------------------|--------------|-------------------|------------------------|-----------------|----------------------------------|
| Company Name | Lines of Business | License Date | Incorporated Date | Idaho Premiums Written | Losses Incurred | Complaint Count As Of 12/31/2017 |
| AMERICAN COMMERCE INS CO | 2, 5, 4, 3 | 6/19/1957 | 9/18/1946 | 5238744 | 3652581 | 3 |
| AMERICAN COMPENSATION INS CO | 6 | 3/1/2008 | 12/6/1991 | 136421 | -18386 | |
| AMERICAN CONTRACTORS IND CO | 7 | 2/23/1999 | 9/25/1990 | 366976 | -41738 | |
| AMERICAN ECONOMY INS CO | 2, 6, 7, 4, 3 | 10/20/1965 | 10/19/1959 | 833100 | 733764 | |
| AMERICAN EMPIRE INS CO | 3, 4, 5, 7 | 8/26/1981 | 11/26/1979 | 0 | 0 | |
| AMERICAN EQUITY SPECIALTY INS CO | 3, 4, 5 | 7/21/1999 | 1/29/1997 | 0 | -42 | |
| AMERICAN FAMILY HOME INS CO | 3, 7, 4, 6 | 9/6/1983 | 1/28/1965 | 101124 | 82500 | |
| AMERICAN FAMILY INS CO | 3, 6, 4 | 12/1/2014 | 11/21/1995 | 13270618 | 8432874 | 2 |
| AMERICAN FAMILY MUT INS CO | 6, 7, 3, 4, 2 | 4/5/2001 | 5/18/1927 | 27154455 | 17874955 | 5 |
| AMERICAN FARMERS & RANCHERS MUT INS | 3, 5 | 5/3/2005 | 1/1/1982 | 0 | 0 | |
| AMERICAN FIRE & CAS CO | 3, 4, 6, 7 | 5/27/1981 | 1/1/1906 | 3803739 | 2933567 | 1 |
| AMERICAN GUAR & LIAB INS | 4, 7, 3, 6 | 12/12/1939 | 7/17/1939 | 1980112 | 1085117 | |
| AMERICAN HALLMARK INS CO OF TX | 7, 3, 4, 5 | 6/20/2005 | 2/17/1982 | 6835674 | 3267731 | |
| AMERICAN HLTHCARE IND CO | 3, 5, 7 | 11/1/1989 | 10/3/1980 | 0 | 0 | |
| AMERICAN HOME ASSUR CO | 3, 4, 2, 7, 6 | 4/1/1962 | 2/7/1899 | 752440 | 1123495 | |
| AMERICAN INS CO | 6, 7, 4, 2, 3 | 4/30/1901 | 2/20/1846 | 1234516 | 3966483 | |
| AMERICAN INTERSTATE INS CO | 7, 3, 4, 6 | 1/6/1997 | 12/21/1973 | 22357 | 0 | |
| AMERICAN MERCURY INS CO | 4, 7, 3, 5 | 10/11/1977 | 11/30/1962 | 40112 | 34846 | |
| AMERICAN MINING INS CO | 6, 3, 4 | 1/1/2009 | 2/7/1984 | 588338 | 93405 | |
| AMERICAN MODERN HOME INS CO | 6, 2, 3, 7, 4 | 1/27/1975 | 1/25/1965 | 11555168 | 424748 | 2 |
| AMERICAN MODERN PROP & CAS INS CO | 4, 5, 3 | 10/21/2014 | 5/12/1982 | 1054377 | 167820 | 1 |
| AMERICAN MODERN SELECT INS CO | 3, 4, 5 | 5/20/2005 | 8/15/1980 | 553779 | 143854 | 1 |
| AMERICAN MUT SHARE INS CORP | 99 | 3/1/1984 | 5/7/1974 | 0 | 0 | |
| AMERICAN NATL GEN INS CO | 4, 3, 2, 5 | 6/25/1984 | 12/30/1980 | 110377 | -7086 | |
| AMERICAN NATL PROP & CAS CO | 6, 3, 4, 2 | 11/7/1979 | 10/1/1973 | 7302508 | 4001280 | |
| AMERICAN PET INS CO | 4 | 4/12/2012 | 12/7/2000 | 373138 | 148148 | |
| AMERICAN RELIABLE INS CO | 3, 4, 5, 2, 7 | 8/18/1958 | 7/17/1952 | 2553301 | 3279697 | 1 |
| AMERICAN ROAD INS CO | 5, 3, 7, 4 | 10/11/1962 | 12/28/1959 | 233710 | 15863 | |
| AMERICAN SECURITY INS CO | 2, 3, 5, 4 | 12/30/1983 | 8/12/1938 | 283517 | 202811 | |
| AMERICAN SELECT INS CO | 3, 6, 4 | 3/1/2013 | 8/21/1959 | -338 | 0 | |

Summary of Idaho Business

| PROPERTY AND CASUALTY INSURERS (continued) | | | | | | |
|--|-------------------|--------------|-------------------|------------------------|-----------------|----------------------------------|
| Company Name | Lines of Business | License Date | Incorporated Date | Idaho Premiums Written | Losses Incurred | Complaint Count As Of 12/31/2017 |
| AMERICAN SENTINEL INS CO | 4, 3, 2, 6 | 2/23/2004 | 5/16/1956 | 1947 | -652 | |
| AMERICAN SERV INS CO INC | 7, 3, 4, 5 | 11/18/2004 | 3/11/1983 | 76751 | 88140 | |
| AMERICAN SOUTHERN HOME INS CO | 5, 7, 3, 4 | 9/16/2005 | 7/29/1982 | 5997 | -13086 | |
| AMERICAN STANDARD INS CO OF WI | 5, 3 | 4/5/2001 | 4/5/1961 | 416725 | 130705 | |
| AMERICAN STATES INS CO | 2, 3, 7, 4, 6 | 11/26/1965 | 7/15/1929 | 3789557 | 322249 | |
| AMERICAN STATES PREFERRED INS CO | 4, 5, 3 | 8/18/1981 | 7/26/1979 | 1315759 | 849625 | |
| AMERICAN SUMMIT INS CO | 3, 7, 5 | 5/19/1966 | 12/15/1955 | 0 | 0 | |
| AMERICAN SURETY CO | 7 | 3/18/1997 | 3/9/1964 | 83129 | 52364 | |
| AMERICAN WEST INS CO | 4, 7, 5, 3 | 6/29/1995 | 12/27/1990 | 0 | 0 | |
| AMERICAN ZURICH INS CO | 7, 4, 3, 6 | 10/26/1982 | 8/19/1981 | 4213709 | 2794781 | |
| AMERISURE INS CO | 7, 3, 4, 6 | 3/1/2012 | 5/21/1968 | 55831 | -21580 | |
| AMERISURE MUT INS CO | 3, 4, 6, 7 | 9/1/1950 | 9/12/1912 | 491965 | 148847 | |
| AMERISURE PARTNERS INS CO | 3, 7, 6, 4 | 3/1/2012 | 3/22/2000 | 17169 | 3115 | |
| AMEX ASSUR CO | 3, 4, 6, 7, 2 | 9/26/1980 | 1/30/1973 | 469543 | 117303 | |
| AMGUARD INS CO | 6, 4, 3 | 1/1/2004 | 6/10/1982 | 299559 | 52103 | |
| AMICA MUT INS CO | 3, 4, 5 | 1/1/1973 | 3/1/1907 | 2891190 | 1024697 | 1 |
| AMTRUST INS CO OF KS INC | 3, 4, 7, 6 | 8/13/1992 | 1/10/1972 | 3936227 | 1660462 | |
| ARCH IND INS CO | 4, 7, 3, 6 | 12/15/1969 | 7/23/1969 | 0 | 0 | |
| ARCH INS CO | 3, 4, 6, 2, 7 | 4/15/1988 | 12/15/1971 | 9293083 | 2124129 | |
| ARCH MORTGAGE ASSUR CO | 9 | 7/28/2000 | 3/3/1969 | 0 | 0 | |
| ARCH MORTGAGE GUAR CO | 9 | 4/26/1968 | 12/21/1966 | 2167 | 0 | |
| ARCH MORTGAGE INS CO | 9 | 10/23/1981 | 12/30/1980 | 4762004 | 324272 | |
| ARCH REINS CO | 6, 7, 3, 4, 2 | 1/1/2004 | 7/20/1995 | 0 | 0 | |
| ARGONAUT INS CO | 3, 2, 4, 6, 7 | 10/17/1957 | 5/21/1957 | 1303349 | 131381 | |
| ARGONAUT MIDWEST INS CO | 6, 7, 4, 3 | 11/17/1980 | 3/19/1962 | 314946 | 162386 | |
| ARIZONA AUTOMOBILE INS CO | 5 | 10/21/2009 | 2/25/2003 | 0 | 0 | |
| ARMED FORCES INS EXCH | 5, 4, 3 | 9/9/1986 | 8/1/1982 | 158924 | 726193 | |
| ARROWOOD IND CO | 4, 2, 7, 6, 3 | 3/31/1980 | 9/30/1910 | 0 | -132239 | |
| ASHMERE INS CO | 2, 5, 7, 4, 3 | 1/29/1992 | 10/6/1981 | 0 | 0 | |
| ASPEN AMER INS CO | 2, 7, 3, 4, 6 | 5/12/1999 | 11/13/1990 | 864769 | 215183 | |
| ASSOCIATED IND CORP | 4, 6, 3, 7, 2 | 1/2/1930 | 12/21/1922 | 124699 | 107819 | |

Summary of Idaho Business

| PROPERTY AND CASUALTY INSURERS (continued) | | | | | | |
|--|-------------------|--------------|-------------------|------------------------|-----------------|----------------------------------|
| Company Name | Lines of Business | License Date | Incorporated Date | Idaho Premiums Written | Losses Incurred | Complaint Count As Of 12/31/2017 |
| ASSOCIATED LOGGERS EXCH | 10 | 7/24/1979 | 7/24/1979 | 10342506 | 5295123 | |
| ASSURED GUAR CORP | 7, 5 | 11/5/2001 | 10/25/1985 | 0 | 0 | |
| ASSURED GUAR MUNICIPAL CORP | 7 | 6/27/1988 | 3/16/1984 | 0 | 0 | |
| ATAIN INS CO | 3, 5, 4 | 3/1/2008 | 4/16/1987 | 5200 | 0 | |
| ATLANTA INTL INS CO | 4, 7, 3, 6 | 8/24/1950 | 1/1/1929 | 0 | 0 | |
| ATLANTIC SPECIALTY INS CO | 7, 3, 4, 2, 6 | 3/1/2005 | 6/27/1986 | 3371953 | 1356345 | |
| ATRADIUS TRADE CREDIT INS CO | 5 | 10/5/1998 | 1/14/1993 | 659379 | -17809 | |
| AUSTIN MUT INS CO | 3, 4, 5 | 10/15/1999 | 6/11/1896 | 4360492 | 3331227 | 1 |
| AUTO OWNERS INS CO | 2, 4, 7, 3, 6 | 12/1/2005 | 7/1/1916 | 38540756 | 26232091 | 8 |
| AUTOMOBILE INS CO OF HARTFORD CT | 2, 3, 4, 7, 6 | 4/16/1970 | 6/25/1965 | 1945602 | 1411062 | 1 |
| AVEMCO INS CO | 2, 4, 5, 7, 3 | 4/24/1964 | 3/14/1960 | 219270 | 160559 | |
| AXA ART INS CORP | 3, 4, 5 | 3/20/1991 | 9/17/1986 | 0 | 0 | |
| AXA INS CO | 3, 7, 4, 6 | 1/1/1991 | 11/23/1990 | 172739 | -162855 | |
| AXIS INS CO | 2, 6, 7, 4, 3 | 1/11/1982 | 9/25/1979 | 1184344 | 375642 | 2 |
| AXIS REINS CO | 3, 4, 5, 7 | 11/5/1992 | 7/25/1991 | 861 | -25588 | |
| AXIS SPECIALTY INS CO | 2 | 3/25/2010 | 1/12/1983 | 0 | -4421 | |
| BADGER MUT INS CO | 4, 3, 5, 7 | 5/12/2008 | 6/6/1891 | 875540 | 665914 | |
| BALBOA INS CO | 3, 5, 4, 7, 2 | 8/25/1955 | 2/6/1948 | -244 | -369 | |
| BANKERS INS CO | 7, 5, 4, 3 | 9/8/1995 | 5/11/1976 | 94776 | -2447 | |
| BANKERS STANDARD INS CO | 2, 3, 7, 6, 4 | 8/30/1972 | 5/15/1962 | 2113844 | 501732 | |
| BCS INS CO | 2, 7, 5, 4, 3 | 4/22/1970 | 12/5/1950 | 924210 | 309543 | |
| BEAZLEY INS CO INC | 4, 2, 7, 5, 3 | 10/28/1981 | 8/29/1978 | 681326 | 254228 | |
| BEDIVERE INS CO | 6, 7, 4, 3 | 9/14/1956 | 6/1/1956 | 0 | 157531 | |
| BENCHMARK INS CO | 7, 3, 2, 4, 6 | 8/25/1966 | 5/5/1964 | 658261 | 451589 | 1 |
| BERKLEY INS CO | 7, 4, 2, 3, 6 | 7/13/1982 | 12/18/1975 | 1521773 | 376808 | |
| BERKLEY NATL INS CO | 2, 7, 4, 3, 6 | 6/1/2008 | 9/30/1980 | 551508 | 54789 | |
| BERKLEY REGIONAL INS CO | 7, 2, 6, 3, 4 | 4/29/1988 | 12/17/1985 | 1244966 | 1624948 | |
| BERKSHIRE HATHAWAY ASSUR CORP | 7 | 4/4/2008 | 12/21/2007 | 0 | 0 | |
| BERKSHIRE HATHAWAY DIRECT INS CO | 2, 3, 7, 6, 4 | 7/9/1975 | 3/25/1970 | 2183 | 570 | |
| BERKSHIRE HATHAWAY HOMESTATE INS CO | 6, 7, 3, 4 | 11/25/1996 | 1/9/1970 | 2421436 | 1391879 | |
| BERKSHIRE HATHAWAY SPECIALTY INS CO | 2, 7, 5, 4, 3 | 8/28/1962 | 2/10/1866 | 454992 | 180258 | |

Summary of Idaho Business

| PROPERTY AND CASUALTY INSURERS (continued) | | | | | | |
|--|-------------------|--------------|-------------------|------------------------|-----------------|----------------------------------|
| Company Name | Lines of Business | License Date | Incorporated Date | Idaho Premiums Written | Losses Incurred | Complaint Count As Of 12/31/2016 |
| BITCO GEN INS CORP | 3, 7, 4, 6 | 9/24/1963 | 7/23/1928 | 1542386 | 309632 | 1 |
| BITCO NATL INS CO | 3, 4, 7, 6 | 9/20/1963 | 10/1/1942 | 28858 | 637 | |
| BLUESHORE INS CO | 5 | 6/29/1987 | 6/19/1986 | 0 | 0 | |
| BOND SAFEGUARD INS CO | 7 | 11/28/2006 | 6/15/1971 | 375 | -15000 | |
| BOSTON IND CO INC | 7 | 9/17/2013 | 2/10/1971 | 0 | 0 | |
| BRISTOL W INS CO | 3, 7, 5, 4, 2 | 12/16/1968 | 2/9/1968 | 3767585 | 1593055 | 3 |
| BROTHERHOOD MUT INS CO | 6, 2, 7, 3, 4 | 4/1/1999 | 8/20/1935 | 1805409 | 1109227 | |
| BUILD AMER MUT ASSUR CO | 7 | 3/15/2013 | 3/16/2012 | 46312 | 0 | |
| CALIFORNIA CAPITAL INS CO | 5, 3, 4 | 6/26/1981 | 5/25/1898 | 0 | 0 | |
| CALIFORNIA CAS GEN INS CO OF OR | 4, 5, 3 | 7/18/1987 | 9/26/1977 | 2618070 | 1402063 | |
| CALIFORNIA CAS IND EXCH | 5, 4, 3 | 1/2/1962 | 1/1/1914 | 2871 | -5971 | |
| CALIFORNIA CAS INS CO | 3, 5, 4 | 10/5/1987 | 10/20/1967 | 4177 | -9 | 1 |
| CALIFORNIA INS CO | 2, 3, 4, 7, 6 | 6/16/1982 | 2/1/1965 | 3097311 | -99848 | |
| CAMICO MUT INS CO | 5 | 12/1/1995 | 3/4/1986 | 355942 | 98710 | |
| CAMPMED CAS & IND CO INC | 4, 5, 7, 3 | 6/20/2012 | 1/1/2011 | 0 | 0 | |
| CANAL INS CO | 4, 3, 5 | 6/4/1958 | 2/27/1939 | 545744 | 259251 | |
| CAPITOL IND CORP | 7, 2, 4, 3, 6 | 5/2/1973 | 9/23/1959 | 534934 | 175795 | |
| CAPSON PHYSICIANS INS CO | 5 | 10/24/2012 | 3/9/1961 | 30047 | 0 | |
| CAROLINA CAS INS CO | 6, 4, 3, 7, 2 | 5/4/1966 | 4/18/1951 | 134263 | -50064 | |
| CASUALTY UNDERWRITERS INS CO | 3, 5 | 12/30/1992 | 5/30/1986 | 509051 | 693602 | |
| CATERPILLAR INS CO | 6, 7, 3, 4 | 11/21/2000 | 2/7/1963 | 3423043 | 2041468 | |
| CATLIN IND CO | 2, 5, 4, 3 | 7/12/2011 | 6/6/1928 | 46715 | 28280 | |
| CATLIN INS CO | 5, 4, 7, 3, 2 | 3/5/2009 | 4/19/1913 | 114551 | -183260 | |
| CEM INS CO | 7, 3, 4, 5 | 11/20/2003 | 12/15/1982 | 0 | 0 | |
| CENSTAT CAS CO | 5 | 5/26/2009 | 5/31/2002 | 0 | 0 | |
| CENTRAL MUT INS CO | | 11/1/2016 | 4/17/1876 | 12123 | 34 | |
| CENTRAL STATES IND CO OF OMAHA | 2, 3, 5, 4 | 10/28/1983 | 5/20/1977 | 1207019 | 483385 | |
| CENTRE INS CO | 3, 4, 7, 6, 2 | 7/28/1981 | 10/31/1969 | 0 | 0 | |
| CENTURION CAS CO | 2, 3, 4, 5, 7 | 7/21/1989 | 2/9/1983 | 11720 | -1000 | |
| CENTURY IND CO | 2, 6, 7, 4, 3 | 8/25/1969 | 7/2/1963 | 0 | 314616 | |

Summary of Idaho Business

| PROPERTY AND CASUALTY INSURERS (continued) | | | | | | |
|--|-------------------|--------------|-------------------|------------------------|-----------------|----------------------------------|
| Company Name | Lines of Business | License Date | Incorporated Date | Idaho Premiums Written | Losses Incurred | Complaint Count As Of 12/31/2017 |
| CENTURY NATL INS CO | 5, 4, 3 | 12/20/1980 | 6/23/1955 | 359745 | 197794 | |
| CHARTER OAK FIRE INS CO | 4, 6, 2, 7, 3 | 4/29/1936 | 4/29/1931 | 7192605 | 5489667 | |
| CHEROKEE INS CO | 7, 5, 4, 3 | 10/23/1973 | 7/26/1946 | 0 | 0 | |
| CHICAGO INS CO | 3, 4, 5 | 9/1/1964 | 7/2/1956 | 0 | -47446 | |
| CHUBB IND INS CO | 7, 3, 4, 6 | 1/23/1997 | 11/3/1922 | 124951 | 49174 | |
| CHUBB NATL INS CO | 4, 3, 7, 2, 6 | 1/23/1997 | 3/23/1993 | 33229 | 2665 | |
| CHURCH MUT INS CO | 3, 7, 6, 4 | 5/13/1971 | 3/4/1897 | 2416330 | 1494472 | |
| CIM INS CORP | 4, 5, 7, 3 | 4/1/1966 | 10/23/1998 | 0 | 0 | |
| CITIZENS INS CO OF AMER | 6, 3, 4 | 10/1/2011 | 5/29/1974 | 175319 | 15135 | |
| CITY NATL INS CO | 6, 7, 3, 4 | 4/24/2001 | 2/2/1961 | 0 | 0 | |
| CIVIL SERV EMPLOYEES INS CO | 3, 4, 5 | 9/10/1957 | 11/25/1949 | 0 | 0 | |
| CLARENDON NATL INS CO | 3, 2, 4, 6, 7 | 10/18/1952 | 7/21/1941 | 0 | -111716 | |
| CLEAR BLUE INS CO | 2, 7, 3, 4, 5 | 10/10/1996 | 1/31/1987 | 12095 | 4283 | |
| CLEARWATER SELECT INS CO | 7, 3, 4, 2, 6 | 7/16/1996 | 10/19/1993 | 0 | 0 | |
| CLERMONT INS CO | 7, 3, 4, 5 | 12/23/1998 | 1/1/1977 | 0 | 0 | |
| COFACE N AMER INS CO | 5, 7, 3, 4 | 12/17/2008 | 10/7/1974 | 53370 | -107658 | |
| COLISEUM REINS CO | 2, 4, 7, 5, 3 | 10/5/1987 | 1/9/1978 | 0 | 0 | |
| COLONIAL AMER CAS & SURETY CO | 5, 7, 3, 4 | 10/15/1996 | 5/24/1977 | 0 | 1056 | |
| COLONIAL SURETY CO | 5, 7 | 11/22/2002 | 3/19/1930 | 23394 | 376 | |
| COLONY SPECIALTY INS CO | 3, 4, 5 | 3/2/2000 | 12/20/1978 | 45357 | 86428 | |
| COLORADO CAS INS CO | 3, 4, 5 | 8/12/1994 | 4/24/1980 | 0 | 0 | |
| COLUMBIA INS CO | 5, 3, 4, 7 | 9/6/1973 | 1/28/1970 | 0 | 0 | |
| COLUMBIA MUT INS CO | 3, 7, 4, 5 | 10/29/1991 | 6/3/1940 | 0 | 0 | |
| COMMERCE & INDUSTRY INS CO | 3, 4, 6, 7 | 7/19/1965 | 12/6/1957 | 827196 | 2402973 | |
| COMMERCIAL CAS INS CO | 6 | 1/1/1996 | 3/21/1986 | 0 | 0 | |
| COMMONWEALTH INS CO OF AMER | 3, 4, 5 | 9/24/2001 | 10/14/1994 | 0 | 0 | |
| COMPWEST INS CO | 6 | 7/1/2007 | 4/28/2004 | 202921 | 66154 | |
| CONSUMERS INS USA INC | 3, 4, 5 | 11/19/2009 | 7/27/1994 | 0 | 0 | |
| CONTINENTAL CAS CO | 6, 7, 3, 2, 4 | 6/30/1948 | 11/29/1897 | 19028215 | 5173838 | 2 |
| CONTINENTAL HERITAGE INS CO | 7 | 11/26/1985 | 3/11/1980 | 47426 | -204 | |
| CONTINENTAL IND CO | 5, 4, 3 | 10/27/1992 | 12/9/1986 | 0 | 0 | |

Summary of Idaho Business

| PROPERTY AND CASUALTY INSURERS (continued) | | | | | | |
|--|-------------------|--------------|-------------------|------------------------|-----------------|----------------------------------|
| Company Name | Lines of Business | License Date | Incorporated Date | Idaho Premiums Written | Losses Incurred | Complaint Count As Of 12/31/2017 |
| CONTINENTAL INS CO | 4, 6, 7, 3, 2 | 12/31/1977 | 1/7/1853 | 1415490 | -110757 | |
| CONTINENTAL WESTERN INS CO | 6, 3, 4, 7 | 12/4/1970 | 7/1/1907 | 11707561 | 18140424 | |
| CONTRACTORS BONDING & INS CO | 7, 3, 5, 4 | 4/2/1984 | 9/24/1979 | 839322 | 108035 | |
| COPIC INS CO | 5 | 12/31/2001 | 12/29/1964 | 0 | 0 | |
| COREPOINTE INS CO | 3, 4, 7, 5 | 6/27/1968 | 12/29/1964 | 3039 | 92 | |
| COUNTRY CAS INS CO | 7, 3, 4, 5 | 1/29/1999 | 1/23/1964 | 127689 | 129510 | |
| COUNTRY MUT INS CO | 7, 3, 4, 5 | 1/29/1999 | 10/26/1925 | 1357989 | 2089890 | |
| COUNTRY PREF INS CO | 3, 4, 7, 6 | 10/19/1967 | 5/19/1953 | 837130 | 580524 | |
| COURTESY INS CO | 7, 3, 4 | 8/18/1998 | 12/21/1987 | 608253 | 317227 | |
| CRESTBROOK INS CO | 5, 4, 3, 7 | 1/8/2014 | 7/9/1985 | 769856 | 301695 | 1 |
| CRUM & FORSTER IND CO | 4, 3, 6, 7 | 12/29/2003 | 12/2/1987 | 118102 | 48770 | |
| CSAA FIRE & CAS INS CO | 3, 4, 5 | 5/20/2004 | 10/10/1997 | 3103457 | 1831673 | |
| CSAA GEN INS CO | 3, 5 | 8/7/2002 | 6/25/1987 | 1175196 | 150190 | 1 |
| CSE SAFEGUARD INS CO | 5, 7, 4, 3 | 3/1/1988 | 4/20/1984 | 0 | 0 | |
| CUMIS INS SOCIETY INC | 4, 2, 3, 7, 5 | 1/25/1963 | 5/25/1960 | 5691279 | 2596719 | |
| CYPRESS INS CO | 6 | 7/1/1997 | 10/17/1962 | 0 | -802 | |
| DAIRYLAND INS CO | 2, 7, 3, 4, 5 | 9/3/1965 | 1/8/1953 | 561618 | 360953 | |
| DAKOTA FIRE INS CO | 3, 4, 5, 7 | 8/17/1992 | 8/23/1957 | 382255 | 2724013 | |
| DAKOTA TRUCK UNDERWRITERS | 6, 7, 3 | 11/1/2010 | 11/20/1989 | 69394 | 0 | |
| DANIELSON NATL INS CO | 5, 7, 3 | 6/15/1979 | 10/28/1974 | 0 | 0 | |
| DEALERS ASSUR CO | 3, 5 | 11/16/2001 | 8/2/1935 | 75104 | 3008 | |
| DENTISTS BENEFITS INS CO | 3, 5 | 8/10/2004 | 6/17/1985 | 0 | 0 | |
| DENTISTS INS CO | 3, 5 | 11/22/2002 | 11/1/1979 | 0 | 0 | |
| DEPOSITORS INS CO | 4, 3, 6 | 12/18/1987 | 8/24/1983 | 9033230 | 6999841 | 1 |
| DEVELOPERS SURETY & IND CO | 5, 4, 3, 7 | 8/12/1988 | 10/10/1936 | 984753 | 6785 | |
| DIAMOND STATE INS CO | 3, 4, 5, 7 | 8/14/1991 | 2/20/1981 | 33717 | -31155 | |
| DIRECT NATL INS CO | 5 | 9/14/1959 | 10/31/2000 | 0 | 0 | |
| DISCOVER PROP & CAS INS CO | 2, 3, 4, 6, 7 | 8/13/1981 | 12/20/1978 | 0 | -508066 | |
| DOCTORS CO AN INTERINS EXCH | 4, 2, 5, 3 | 9/28/1989 | 4/15/1976 | 4043000 | 5989765 | |
| DORINCO REINS CO | 4, 5, 7, 3 | 8/16/1991 | 3/8/1977 | 436 | 0 | |

Summary of Idaho Business

| PROPERTY AND CASUALTY INSURERS (continued) | | | | | | |
|--|-------------------|--------------|-------------------|------------------------|-----------------|----------------------------------|
| Company Name | Lines of Business | License Date | Incorporated Date | Idaho Premiums Written | Losses Incurred | Complaint Count As Of 12/31/2017 |
| EAGLE W INS CO | 5, 3, 4 | 10/19/2006 | 10/14/1960 | 82 | 0 | |
| EASTERN ATLANTIC INS CO | 3, 5, 7, 4 | 3/1/2014 | 8/12/1985 | 50334 | -13353 | |
| EASTGUARD INS CO | 6 | 1/1/2004 | 7/1/1827 | 58284 | 16019 | |
| ECONOMY FIRE & CAS CO | 4, 2, 7, 5, 3 | 7/8/1988 | 1/30/1935 | 53658 | 27328 | |
| ECONOMY PREFERRED INS CO | 2, 5, 7, 3, 4 | 7/8/1988 | 5/29/1979 | 0 | 0 | |
| ECONOMY PREMIER ASSUR CO | 4, 5, 3 | 7/8/1988 | 12/15/1980 | 0 | 0 | |
| ELECTRIC INS CO | 7, 3, 4, 6, 2 | 11/7/1972 | 4/21/1966 | 167328 | -225123 | |
| EMCASCO INS CO | 3, 4, 7, 5 | 5/31/2013 | 12/9/1958 | 2938149 | 2034060 | |
| EMPIRE FIRE & MARINE INS CO | 7, 3, 2, 5, 4 | 12/19/1957 | 3/16/1954 | 1080043 | 67440 | |
| EMPLOYERS ASSUR CO | 6 | 3/1/2011 | 11/14/1979 | 1016219 | 1064392 | |
| EMPLOYERS COMPENSATION INS CO | 6 | 7/3/2003 | 5/16/2002 | 821655 | -2584954 | |
| EMPLOYERS FIRE INS CO | 3, 6, 4, 7, 2 | 5/18/1944 | 1/21/1921 | 0 | 24483 | |
| EMPLOYERS INS OF WAUSAU | 2, 3, 6, 7, 4 | 5/24/1940 | 8/21/1911 | 2581854 | 1649776 | |
| EMPLOYERS INS CO OF NV | 6 | 6/1/2008 | 12/1/1999 | 0 | 0 | |
| EMPLOYERS MUT CAS CO | 4, 6, 3, 7 | 12/16/1941 | 4/24/1911 | 10433505 | 7086197 | 1 |
| EMPLOYERS PREFERRED INS CO | 6 | 10/1/2010 | 1/1/1982 | 1250454 | 604082 | |
| ENCOMPASS IND CO | 7, 3, 4, 5 | 12/5/2002 | 1/25/1984 | 0 | -76 | |
| ENDURANCE AMER INS CO | 7, 3, 4, 5 | 11/10/1997 | 3/21/1996 | 1783730 | 690513 | |
| ENDURANCE ASSUR CORP | 7, 3, 2, 6, 4 | 1/30/2008 | 9/5/2002 | 11506 | 175126 | |
| ENDURANCE RISK SOLUTIONS ASSUR CO | 3, 7, 5, 4 | 12/14/1987 | 6/6/1986 | 0 | -19522 | |
| ENUMCLAW PROP & CAS INS CO | 7, 3, 4, 5 | 10/30/2003 | 11/27/2001 | 12891122 | 10060984 | 2 |
| EQUITY INS CO | 3, 4, 5 | 1/28/2005 | 1/1/1965 | 0 | 0 | |
| ESSENT GUAR INC | 9 | 2/2/2010 | 11/14/2008 | 5147927 | 99584 | |
| ESSENTIA INS CO | 4, 5, 3 | 11/30/1982 | 4/27/1979 | 1756965 | 472204 | |
| ESURANCE INS CO | 5, 3, 4 | 9/8/2014 | 12/1/1933 | 363926 | 129720 | |
| ESURANCE INS CO OF NJ | 4, 6, 7, 3 | 5/23/1940 | 10/22/1919 | 0 | 0 | |
| ESURANCE PROP & CAS INS CO | 3, 5, 4 | 11/20/2012 | 10/22/1987 | 3764443 | 2549610 | |
| EULER HERMES N AMER INS CO | 5, 7 | 11/30/2006 | 4/28/1893 | 303033 | 696048 | |
| EVEREST DENALI INS CO | 6, 4, 3 | 11/7/2017 | 6/7/2016 | 0 | 0 | |
| EVEREST NATL INS CO | 3, 2, 6, 4, 7 | 12/17/1987 | 11/12/1985 | 3260888 | 454921 | |
| EVEREST PREMIER INS CO | 6, 4, 3 | 11/7/2017 | 6/7/2016 | 0 | 0 | |

Summary of Idaho Business

| PROPERTY AND CASUALTY INSURERS (continued) | | | | | | |
|--|-------------------|--------------|-------------------|------------------------|-----------------|----------------------------------|
| Company Name | Lines of Business | License Date | Incorporated Date | Idaho Premiums Written | Losses Incurred | Complaint Count As Of 12/31/2017 |
| EVEREST REINS CO | 7, 4, 3, 2, 6 | 9/15/1976 | 6/13/1973 | 512168 | 219248 | |
| EVERGREEN NATL IND CO | 3, 5, 7, 4 | 10/3/1983 | 12/30/1939 | 1955 | -394 | |
| EVERSPAN FIN GUAR CORP | 7 | 9/4/1969 | 1/11/1968 | 0 | 0 | |
| EXCESS SHARE INS CORP | 5 | 12/13/1995 | 8/17/1993 | 55677 | 0 | |
| EXECUTIVE RISK IND INC | 3, 4, 6, 2, 7 | 2/7/1995 | 9/23/1977 | 60306 | -194275 | |
| EXPLORER INS CO | 3, 6, 7, 4 | 5/31/1991 | 12/8/1981 | 0 | 0 | |
| FACTORY MUT INS CO | 3, 7, 5, 4 | 6/30/1968 | 10/31/1835 | 9571903 | -30079 | |
| FAIR AMER INS & REINS CO | 3, 2, 4, 7, 5 | 10/9/1979 | 9/8/1985 | 17288 | -25337 | |
| FALLS LAKE NATL INS CO | 4, 6, 3, 2 | 9/29/1980 | 2/6/1974 | 590981 | 1103509 | |
| FARM BUREAU MUT INS CO OF ID | 6, 7, 4, 3, 2 | 5/1/1947 | 4/27/1947 | 174377715 | 140004263 | 22 |
| FARMERS ALLIANCE MUT INS CO | 4, 7, 3, 5 | 10/30/1974 | 7/20/1888 | 6276312 | 2505873 | 2 |
| FARMERS INS CO OF ID | 2, 7, 6, 3, 4 | 12/10/1969 | 10/29/1969 | 88520535 | 42534069 | 14 |
| FARMERS INS EXCH | 2, 4, 6, 7, 3 | 1/1/1930 | 3/28/1928 | 27234477 | 16104168 | 8 |
| FARMERS MUT HAIL INS CO OF IA | 4, 3, 5 | 6/19/1958 | 3/4/1893 | 5070 | 0 | |
| FARMERS UNION MUT INS CO | 3, 4, 5 | 3/20/2007 | 12/4/1959 | 0 | 0 | |
| FARMINGTON CAS CO | 3, 4, 6, 7, 2 | 7/8/1983 | 8/24/1982 | 0 | 2032 | |
| FARMLAND MUT INS CO | 6, 7, 4, 3 | 10/23/1990 | 3/22/1909 | 3514290 | 7619033 | |
| FEDERAL INS CO | 2, 3, 4, 7, 6 | 3/28/1940 | 2/15/1901 | 12682492 | 2219510 | |
| FEDERATED MUT INS CO | 3, 6, 7, 4, 2 | 4/1/1921 | 8/1/1904 | 9966658 | 3241300 | |
| FEDERATED RURAL ELECTRIC INS EXCH | 3, 4, 6, 7, 2 | 12/10/1979 | 5/14/1957 | 1628798 | 2777890 | |
| FEDERATED SERV INS CO | 7, 3, 6, 4 | 10/22/1974 | 6/6/1972 | 910273 | 814182 | |
| FIDELITY & DEPOSIT CO OF MD | 4, 5, 7, 3 | 12/24/1981 | 10/14/1980 | 2778880 | -6082 | |
| FIDELITY & GUAR INS CO | 7, 6, 4, 3 | 3/19/1979 | 3/1/1977 | 0 | -92319 | |
| FIDELITY & GUAR INS UNDERWRITERS INC | 4, 7, 6, 3 | 11/17/1955 | 7/6/1951 | 0 | -12518 | |
| FINANCIAL AMER PROP & CAS INS CO | 2, 3, 7, 4, 6 | 10/6/1972 | 3/14/1961 | -114349 | 310779 | |
| FINANCIAL CAS & SURETY INC | 7 | 10/21/2004 | 12/20/1989 | 21631 | 571 | 1 |
| FINANCIAL IND CO | 5, 3, 7 | 11/22/1961 | 12/19/1945 | 15775 | 798 | |
| FINANCIAL PACIFIC INS CO | 7, 4, 5, 3 | 6/19/1996 | 7/22/1986 | 0 | -26 | |
| FIRE INS EXCH | 3, 4, 5, 7 | 6/20/1943 | 11/10/1942 | 0 | 0 | |
| FIREMANS FUND INS CO | 2, 7, 4, 6, 3 | 9/19/2018 | 9/9/1864 | 1164379 | 2196959 | |
| FIREMENS INS CO OF WASHINGTON DC | 7, 3, 6, 4 | 3/1/2007 | 3/3/1837 | 1324665 | 223527 | |

Summary of Idaho Business

PROPERTY AND CASUALTY INSURERS (continued)

| Company Name | Lines of Business | License Date | Incorporated Date | Idaho Premiums Written | Losses Incurred | Complaint Count As Of 12/31/2017 |
|---------------------------------|-------------------|--------------|-------------------|------------------------|-----------------|----------------------------------|
| FIRST AMER PROP & CAS INS CO | 4, 5, 3 | 3/19/1991 | 10/17/1977 | 0 | 0 | |
| FIRST COLONIAL INS CO | 4, 5 | 4/23/1998 | 2/17/1987 | 137877 | 58191 | |
| FIRST DAKOTA IND CO | 6, 7 | 11/1/2010 | 9/28/1995 | 38732 | 26791 | |
| FIRST FIN INS CO | 4, 6, 3, 7 | 9/9/1977 | 4/29/1970 | 0 | 0 | |
| FIRST LIBERTY INS CORP | 2, 4, 6, 7, 3 | 5/23/1991 | 6/16/1989 | 526049 | 629437 | |
| FIRST NATL INS CO OF AMER | 3, 4, 6, 7 | 11/20/1928 | 10/10/1928 | 648117 | 375776 | |
| FIRST NONPROFIT INS CO | 3, 7, 4, 6 | 11/1/2009 | 1/1/1978 | 3304 | 0 | |
| FIRSTCOMP INS CO | 5 | 8/3/1992 | 12/17/1986 | 0 | 0 | |
| FLORISTS MUT INS CO | 3, 4, 6, 7 | 10/3/1988 | 6/1/1887 | 139687 | 156011 | |
| FMH AG RISK INS CO | 5, 2, 3 | 12/6/1991 | 2/8/1979 | 9493197 | 4672527 | |
| FOREMOST INS CO GRAND RAPIDS MI | 2, 7, 4, 3, 6 | 9/2/1957 | 5/20/1952 | 13353101 | 5894472 | 3 |
| FOREMOST PROP & CAS INS CO | 3, 4, 7, 6 | 7/2/1992 | 4/27/1984 | 880317 | 678045 | |
| FOREMOST SIGNATURE INS CO | 3, 6, 4 | 3/1/2012 | 9/7/1982 | 435945 | 129333 | |
| FORTRESS INS CO | 5 | 8/20/2002 | 5/22/1997 | 12973 | 1510 | |
| FRANK WINSTON CRUM INS CO | 6 | 11/1/2013 | 1/23/2003 | 9039 | 0 | |
| FRANKENMUTH MUT INS CO | 5, 4, 7, 3 | 6/7/1999 | 9/15/1921 | 0 | 0 | |
| FREEDOM SPECIALTY INS CO | 4, 5, 3, 7 | 12/10/1959 | 5/1/1929 | 98462 | 12912 | |
| FRONTLINE INS UNLIMITED CO | 5, 4, 3 | 7/8/1996 | 1/7/1994 | 0 | 0 | |
| GARRISON PROP & CAS INS CO | 3, 4, 5 | 10/25/2004 | 12/1/1900 | 9422233 | 6631276 | |
| GATEWAY INS CO | 3, 5, 4 | 7/21/1997 | 5/21/1986 | 391504 | 124619 | |
| GEICO ADVANTAGE INS CO | 5, 3 | 7/30/2012 | 6/13/2011 | 31470568 | 24634716 | 7 |
| GEICO CAS CO | 5, 4, 3 | 4/24/1984 | 8/31/1982 | 119992 | 61472 | 2 |
| GEICO CHOICE INS CO | 5, 3 | 7/30/2012 | 6/13/2011 | 23355525 | 16506220 | 3 |
| GEICO GEN INS CO | 3, 4, 7, 5 | 12/31/1978 | 5/15/1934 | 18515582 | 12746741 | 1 |
| GEICO IND CO | 5, 3 | 8/4/1961 | 3/22/1961 | 10081408 | 5440274 | |
| GEICO MARINE INS CO | 4 | 12/23/2008 | 11/1/1989 | 488826 | 263155 | |
| GEICO SECURE INS CO | 5, 3 | 7/30/2012 | 6/13/2011 | 10590114 | 7439300 | 3 |
| GEM STATE INS CO | 3, 5, 4 | 1/1/1910 | 3/10/1910 | 5253903 | 3537273 | 2 |
| GENERAL CAS CO OF WI | 4, 6, 7, 3 | 1/6/1993 | 5/12/1925 | 2259756 | 4209589 | 3 |
| GENERAL INS CO OF AMER | 3, 6, 7, 4 | 6/9/1923 | 3/20/1923 | 740523 | 211467 | |
| GENERAL REINS CORP | 4, 5, 7, 3, 2 | 4/1/1971 | 10/8/1970 | 94694 | -133351 | |

Summary of Idaho Business

| PROPERTY AND CASUALTY INSURERS (continued) | | | | | | |
|--|-------------------|--------------|-------------------|------------------------|-----------------|----------------------------------|
| Company Name | Lines of Business | License Date | Incorporated Date | Idaho Premiums Written | Losses Incurred | Complaint Count As Of 12/31/2017 |
| GENERAL SECURITY NATL INS CO | 4, 7, 3, 5 | 11/19/1984 | 5/15/1980 | 224499 | 119335 | |
| GENERAL STAR NATL INS CO | 3, 4, 5, 7 | 12/18/1922 | 9/10/1864 | 22551 | -8000 | |
| GENERALI US BRANCH | 2, 5, 7, 4, 3 | 11/30/1990 | 12/26/1831 | 515531 | 249795 | 1 |
| GENESIS INS CO | 7, 2, 6, 4, 3 | 12/30/1987 | 4/6/1976 | 97546 | 32000 | |
| GENWORTH FINANCIAL ASSUR CORP | 5 | 11/9/2007 | 6/12/1992 | 0 | 0 | |
| GENWORTH MORTGAGE INS CORP | 9 | 4/7/1981 | 5/12/1980 | 3754309 | 60586 | |
| GENWORTH MORTGAGE INS CORP OF NC | 9 | 10/15/1981 | 2/20/1961 | 0 | 0 | |
| GEOVERA INS CO | 3, 5 | 4/19/2005 | 3/24/1997 | 0 | 0 | |
| GLOBAL REINS CORP OF AMER | 7, 5, 4, 3 | 8/28/1984 | 8/7/1940 | 0 | 0 | |
| GOVERNMENT EMPLOYEES INS CO | 4, 3, 5, 7 | 8/22/1955 | 11/30/1937 | 6934985 | 4762521 | 2 |
| GRANGE INS ASSN | 7, 3, 5, 4 | 5/22/1953 | 8/6/1931 | 10859945 | 9490872 | 1 |
| GRANITE RE INC | 3, 7, 5 | 3/13/2009 | 11/13/1986 | 22990 | 3685 | |
| GRANITE STATE INS CO | 2, 6, 7, 4, 3 | 2/10/1928 | 6/26/1874 | 944459 | 782165 | 1 |
| GRANWEST PROP & CAS | 5, 3, 4 | 11/5/1959 | 4/2/1959 | 0 | -55285 | |
| GRAY INS CO | 7, 3, 4, 6 | 12/14/1999 | 11/18/1977 | 0 | 0 | |
| GREAT AMER ALLIANCE INS CO | 4, 6, 7, 3 | 10/6/1948 | 9/11/1945 | 494784 | 155003 | |
| GREAT AMER ASSUR CO | 3, 4, 7, 6 | 5/11/1973 | 3/23/1905 | 2121326 | 676117 | |
| GREAT AMER INS CO | 2, 4, 3, 7, 6 | 9/30/1976 | 3/7/1872 | 6572222 | 3606133 | |
| GREAT AMER INS CO OF NY | 3, 4, 7, 6 | 4/1/1948 | 8/22/1947 | 835791 | 130767 | |
| GREAT AMER SECURITY INS CO | 3, 7, 6, 4 | 3/18/1991 | 7/1/1987 | 0 | 0 | |
| GREAT AMER SPIRIT INS CO | 7, 3, 6, 4 | 9/17/1991 | 4/5/1988 | 6034 | -6915 | |
| GREAT DIVIDE INS CO | 2, 7, 4, 6, 3 | 9/26/1994 | 4/29/1986 | 312569 | 13055 | |
| GREAT MIDWEST INS CO | 2, 4, 3, 7, 6 | 9/1/1999 | 10/5/1985 | 204895 | 51299 | |
| GREAT NORTHERN INS CO | 4, 7, 3, 6 | 9/4/1969 | 6/26/1952 | 1045424 | 868570 | |
| GREAT NORTHWEST INS CO | 5, 3, 4 | 12/8/2006 | 9/15/1986 | 47407 | -85016 | |
| GREAT WEST CAS CO | 3, 6, 4, 7 | 1/14/1965 | 3/22/1956 | 23332260 | 16376091 | |
| GREATER NY MUT INS CO | 4, 7, 3, 6 | 12/24/1963 | 8/29/1927 | 0 | 0 | |
| GREENWICH INS CO | 2, 3, 6, 4, 7 | 8/25/1955 | 2/18/1946 | 1041004 | -402519 | |
| GREYHAWK INS CO | 2, 6, 7, 4, 3 | 11/26/1968 | 5/17/1968 | 0 | 4324 | |
| GUARANTEE CO OF N AMER USA | 7 | 10/1/1999 | 1/23/1990 | 113696 | -7448 | |
| GUIDEONE AMER INS CO | 5, 4, 7, 3 | 12/23/1999 | 4/8/1983 | 0 | 0 | |

Summary of Idaho Business

| PROPERTY AND CASUALTY INSURERS (continued) | | | | | | |
|--|-------------------|--------------|-------------------|------------------------|-----------------|----------------------------------|
| Company Name | Lines of Business | License Date | Incorporated Date | Idaho Premiums Written | Losses Incurred | Complaint Count As Of 12/31/2017 |
| GUIDEONE ELITE INS CO | 7, 4, 5, 3 | 6/16/1988 | 7/19/1983 | 293922 | 12623953 | |
| GUIDEONE MUT INS CO | 3, 2, 6, 7, 4 | 7/21/1954 | 12/26/1946 | 1451654 | 2229369 | |
| GUIDEONE SPECIALTY MUT INS CO | 5, 3, 7, 4 | 11/6/1958 | 7/10/1948 | 15380 | -6925 | |
| HALLMARK INS CO | 5, 7, 4, 3 | 7/24/1992 | 6/20/1988 | 422641 | -924731 | |
| HAMILTON INS CO | 7, 4, 3, 5 | 11/26/1974 | 6/1/1973 | 0 | 0 | |
| HANOVER AMER INS CO | 4, 7, 3, 6 | 7/5/1996 | 6/8/1989 | 173572 | 123049 | |
| HANOVER INS CO | 3, 2, 7, 6, 4 | 1/1/1973 | 10/5/1972 | 1759009 | 1395096 | |
| HARCO NATL INS CO | 3, 6, 7, 4 | 12/1/1994 | 11/17/1954 | 686794 | -189236 | |
| HARLEYSVILLE INS CO | 3, 4, 7, 5 | 8/18/1987 | 6/9/1930 | 27045 | 1244 | |
| HARTFORD ACCIDENT & IND CO | 3, 4, 7, 2, 6 | 7/18/1919 | 8/12/1913 | 1682909 | 1118354 | |
| HARTFORD CAS INS CO | 2, 4, 6, 7, 3 | 7/1/1987 | 3/5/1987 | 2033732 | -1345737 | 2 |
| HARTFORD FIRE INS CO | 2, 4, 7, 6, 3 | 7/29/1919 | 5/10/1810 | 4003879 | 3707751 | |
| HARTFORD INS CO OF THE MIDWEST | 3, 6, 7, 4 | 12/8/1983 | 9/11/1979 | 5210922 | 2270948 | 1 |
| HARTFORD STEAM BOIL INSPEC & INS CO | 4, 3, 5 | 1/13/1906 | 6/30/1866 | 366480 | 108338 | |
| HARTFORD STEAM BOIL INSPEC INS CO CT | 3, 4, 5 | 6/11/2002 | 7/22/1988 | 0 | 0 | |
| HARTFORD UNDERWRITERS INS CO | 3, 4, 7, 6 | 7/1/1988 | 12/23/1987 | 1005937 | 267176 | |
| HDI GLOBAL INS CO | 6, 3, 7, 4 | 11/6/2008 | 3/2/2007 | 824303 | 562006 | |
| HERITAGE CAS INS CO | 5, 7, 4, 3, 2 | 1/16/1984 | 6/4/1974 | 0 | 0 | |
| HERITAGE IND CO | 5, 3, 4, 2 | 8/18/1981 | 1/25/1979 | -4945 | 77888 | |
| HIGHMARK CAS INS CO | 5 | 10/14/1997 | 6/22/1977 | 0 | 0 | |
| HISCOX INS CO INC | 5, 4, 3, 7, 2 | 10/17/1985 | 11/26/1952 | 931977 | 280819 | |
| HOMESITE INS CO | 2, 4, 7, 5, 3 | 9/12/1988 | 4/3/1985 | 1601758 | 811314 | 1 |
| HOMESITE INS CO OF THE MIDWEST | 2, 4, 3, 5, 7 | 8/28/20015 | 10/9/1969 | 1109248 | 883721 | |
| HORACE MANN INS CO | 3, 4, 7, 5 | 12/16/1978 | 9/23/1963 | 1913773 | 1124244 | |
| HORACE MANN PROP & CAS INS CO | 5, 3 | 5/26/1988 | 3/25/1965 | 760766 | 494516 | 1 |
| HOUSING AUTHORITY PROP A MUT CO | 7, 3, 4, 5 | 12/20/2005 | 3/20/1987 | 0 | 0 | |
| HOUSING ENTERPRISE INS CO INC | 7, 3, 4, 5 | 9/23/2009 | 8/15/2000 | 0 | 98698 | |
| HUDSON INS CO | 3, 4, 7, 6, 2 | 10/15/1991 | 1/16/1918 | 2091342 | 546522 | 1 |
| IDAHO COUNTIES RISK MGMT PROGRAM | 3, 5 | 2/1/1986 | 11/29/1985 | 30554780 | 25628245 | 3 |
| IDAHO STATE INS FUND | 10 | 1/1/1918 | 12/31/1917 | 248730904 | 160899110 | |
| IDS PROP CAS INS CO | 2, 3, 4, 5 | 8/4/2004 | 12/6/1972 | 1724040 | 1309489 | |

Summary of Idaho Business

| PROPERTY AND CASUALTY INSURERS (continued) | | | | | | |
|--|-------------------|--------------|-------------------|------------------------|-----------------|----------------------------------|
| Company Name | Lines of Business | License Date | Incorporated Date | Idaho Premiums Written | Losses Incurred | Complaint Count As Of 12/31/2017 |
| ILLINOIS INS CO | 2, 7, 6 | 10/16/1995 | 10/21/1988 | 0 | 0 | |
| ILLINOIS NATL INS CO | 3, 6, 7, 4 | 6/12/1992 | 10/5/1933 | 152034 | 1868423 | |
| IMPERIUM INS CO | 3, 4, 7, 2, 6 | 12/20/1991 | 11/18/1977 | 181090 | 76858 | |
| INDEMNITY CO OF CA | 7 | 7/14/1995 | 10/5/1967 | 140060 | -10530 | |
| INDEMNITY INS CO OF NORTH AMER | 7, 6, 4, 3 | 12/27/1984 | 9/26/1977 | 2331782 | -290122 | |
| INDEPENDENCE AMER INS CO | 3, 2, 5, 4 | 5/8/2001 | 2/26/1973 | 571448 | 737535 | |
| INDIANA LUMBERMENS MUT INS CO | 3, 4, 6, 7 | 10/24/1980 | 4/1/1897 | 0 | 25000 | |
| INFINITY INS CO | 3, 5 | 11/17/1981 | 8/28/1978 | 19379 | 9591 | |
| INSURANCE CO OF N AMER | 2, 7, 6, 4, 3 | 8/7/1956 | 4/14/1794 | 6730 | 35237 | |
| INSURANCE CO OF THE STATE OF PA | 6, 3, 4, 7, 2 | 4/13/1918 | 4/18/1794 | 3321955 | 3713617 | |
| INSURANCE CO OF THE WEST | 3, 6, 7, 4 | 8/16/1988 | 3/1/1972 | 204411 | -161561 | |
| INTEGON IND CORP | 3, 5, 7, 4 | 9/28/1979 | 12/16/1946 | 0 | 0 | 1 |
| INTEGON NATL INS CO | 3, 7, 5, 4 | 12/31/1988 | 12/16/1987 | 2902990 | 783477 | |
| INTERNATIONAL FIDELITY INS CO | 7 | 9/19/1975 | 12/27/1904 | 301870 | -5026 | |
| INTREPID INS CO | 4, 7, 3, 5 | 6/8/2005 | 8/19/1997 | 22681 | 151 | |
| IRONSHORE IND INC | 2, 4, 7, 3, 5 | 10/22/1974 | 8/1/1919 | 519214 | 182888 | |
| JEFFERSON INS CO | 5, 3, 4 | 11/13/1956 | 3/15/1950 | 3217584 | 763724 | |
| JEWELERS MUT INS CO | 3, 5, 7, 4 | 7/28/1972 | 3/12/1913 | 261767 | 27643 | |
| KEMPER FINANCIAL IND CO | 4, 3, 7, 5 | 12/8/1999 | 6/20/1980 | 0 | 0 | |
| KEY RISK INS CO | 6, 3, 4, 7 | 3/1/2011 | 12/10/1997 | 390079 | 47425 | |
| KNIGHTBROOK INS CO | 4, 3, 5 | 5/18/2011 | 12/17/1934 | 42119 | 20621 | |
| LAMORAK INS CO | 7, 2, 3, 6, 4 | 3/31/1971 | 3/10/1971 | 0 | -56690 | |
| LANCER INS CO | 3, 6, 4, 7 | 11/13/1956 | 4/27/1945 | 1131759 | 30040 | |
| LANDCAR CAS CO | 5 | 5/2/1997 | 10/3/1989 | 761234 | 230264 | |
| LEXINGTON NATL INS CORP | 7 | 9/30/2003 | 10/23/1989 | 14733 | 0 | |
| LEXON INS CO | 7, 5 | 9/24/1999 | 3/16/1984 | 195756 | -1500 | |
| LIBERTY INS CORP | 3, 4, 6, 7 | 12/15/1988 | 10/21/1988 | 10179768 | 5492196 | 5 |
| LIBERTY INS UNDERWRITERS INC | 2, 3, 7, 5, 4 | 8/13/1981 | 11/17/1978 | 22858733 | 11487704 | |
| LIBERTY MUT FIRE INS CO | 3, 6, 4, 7 | 4/1/1936 | 10/31/1908 | 12787485 | 11627649 | 5 |
| LIBERTY MUT INS CO | 7, 2, 4, 6, 3 | 8/28/1935 | 1/1/1912 | 4768958 | 314608 | 1 |
| LIBERTY NORTHWEST INS CORP | 7, 6, 4, 3 | 10/28/1983 | 1/21/1983 | 6966323 | 8741469 | 1 |

Summary of Idaho Business

| PROPERTY AND CASUALTY INSURERS (continued) | | | | | | |
|--|-------------------|--------------|-------------------|------------------------|-----------------|----------------------------------|
| Company Name | Lines of Business | License Date | Incorporated Date | Idaho Premiums Written | Losses Incurred | Complaint Count As Of 12/31/2017 |
| LM GEN INS CO | 5, 3, 7, 4, 2 | 8/13/1981 | 11/17/1978 | 19000251 | 11881031 | 9 |
| LM INS CORP | 3, 4, 7, 6, 2 | 5/23/1991 | 6/16/1989 | 2917438 | 2223710 | 3 |
| LM PROP & CAS INS CO | 2, 3, 4, 7, 5 | 10/20/1975 | 1/2/1975 | 0 | -191 | |
| LYNDON SOUTHERN INS CO | 4, 3, 7, 2, 5 | 7/5/2005 | 9/16/1996 | 414112 | -72697 | |
| MAIDSTONE INS CO | 3, 5 | 3/22/2006 | 5/11/1988 | 0 | 0 | |
| MANUFACTURERS ALLIANCE INS CO | 4, 7, 2, 6, 3 | 5/1/2002 | 1/11/1979 | 195867 | 63992 | |
| MAPFRE INS CO | 5, 7, 4, 3 | 1/16/1992 | 2/21/1985 | 0 | 0 | |
| MARKEL AMER INS CO | 4, 5, 7, 3 | 11/26/1991 | 10/15/1986 | 1119776 | 379556 | |
| MARKEL INS CO | 2, 3, 6, 7, 4 | 11/1/1984 | 11/26/1980 | 1044867 | 76456 | |
| MASSACHUSETTS BAY INS CO | 7, 3, 6, 4 | 10/1/2011 | 12/20/1994 | 659375 | 1122952 | |
| MAXUM CAS INS CO | 7, 3, 4, 5 | 6/30/2005 | 11/25/1996 | 77108 | 3828 | |
| MBIA INS CORP | 7 | 6/9/1972 | 3/23/1967 | 0 | 0 | |
| MEDICAL INS EXCH OF CA | 2, 5 | 9/1/1976 | 7/11/1975 | 6391265 | 5992953 | |
| MEDICAL PROTECTIVE CO | 5 | 12/6/1994 | 12/2/1909 | 1905997 | 615856 | |
| MEDICUS INS CO | 5 | 3/6/2012 | 9/28/2006 | 0 | 0 | |
| MEDMARC CAS INS CO | 4, 7, 5 | 12/31/1979 | 7/26/1950 | 49854 | 152245 | |
| MEMIC IND CO | 6 | 7/1/2006 | 2/24/2000 | 2394 | 1406 | |
| MENDOTA INS CO | 3, 4, 5 | 3/31/1995 | 5/1/1989 | 0 | 0 | |
| MERASTAR INS CO | 5, 4, 3 | 8/18/1981 | 8/14/1974 | 847 | -5 | |
| MERCHANTS BONDING CO A MUT | 5, 7 | 6/16/1988 | 12/31/1933 | 281953 | 11181 | |
| MERCHANTS NATL BONDING INC | 5, 7 | 9/25/2012 | 4/15/2003 | 178581 | -244670 | |
| MERITPLAN INS CO | 3, 7, 5, 4 | 11/12/1982 | 12/10/1952 | 0 | -811 | |
| METROMILE INS CO | 5, 3, 4, 2 | 10/27/1978 | 7/26/1971 | 0 | 0 | |
| METROPOLITAN CAS INS CO | 4, 5, 3 | 1/9/1986 | 10/7/1981 | 0 | 0 | |
| METROPOLITAN DRT PROP & CAS INS CO | 5, 7, 4, 3, 2 | 5/2/1968 | 5/24/1949 | 99572 | 36552 | 2 |
| METROPOLITAN GEN INS CO | 3, 4, 5 | 1/9/1986 | 6/30/1980 | 9443 | 6706 | |
| METROPOLITAN GRP PROP & CAS INS CO | 3, 5 | 10/7/1980 | 12/10/1976 | 7816654 | 4827543 | 3 |
| METROPOLITAN PROP & CAS INS CO | 4, 2, 7, 5, 3 | 4/16/1973 | 8/31/1972 | 17331045 | 11783954 | 3 |
| MGA INS CO INC | 5, 7, 4, 3 | 5/16/1988 | 5/22/1981 | 0 | 0 | |
| MGIC ASSUR CORP GEN ACCOUNT | 7, 5 | 10/17/1988 | 9/27/1937 | 0 | 0 | |
| MGIC IND CORP | 9 | 1/3/2001 | 11/15/1956 | 306042 | 7054 | |

Summary of Idaho Business

| PROPERTY AND CASUALTY INSURERS (continued) | | | | | | |
|--|-------------------|--------------|-------------------|------------------------|-----------------|----------------------------------|
| Company Name | Lines of Business | License Date | Incorporated Date | Idaho Premiums Written | Losses Incurred | Complaint Count As Of 12/31/2017 |
| MIC GEN INS CORP | 4, 5, 7, 3, 2 | 7/13/1982 | 8/14/1980 | 3589 | 993 | |
| MIC PROP & CAS INS CORP | 4, 6, 7, 3 | 7/13/1982 | 4/30/1980 | 250242 | 42609 | |
| MICHIGAN MILLERS MUT INS CO | 3, 4, 6, 7 | 4/1/1914 | 10/24/1881 | 0 | 0 | |
| MID CENTURY INS CO | 2, 3, 4, 6, 7 | 12/21/1954 | 12/3/1949 | 4198466 | 5648606 | |
| MID CONTINENT ASSUR CO | 3, 4, 5 | 3/1/2006 | 8/13/1992 | 3135 | 0 | |
| MID CONTINENT CAS CO | 5, 3, 4 | 3/1/2006 | 2/26/1947 | 276306 | 198301 | |
| MIDDLESEX INS CO | 4, 3, 6, 7 | 9/1/2010 | 3/3/1826 | 44119 | 146786 | |
| MIDVALE IND CO | 2, 3, 4, 6, 7 | 11/3/1975 | 11/17/1970 | 102600 | 17744 | |
| MIDWEST EMPLOYERS CAS CO | 6, 7 | 9/25/1989 | 3/21/1986 | 754882 | 5277256 | |
| MIDWEST FAMILY MUT INS CO | 6, 4, 7, 3 | 6/1/2011 | 4/15/1891 | 1078502 | 415172 | |
| MILBANK INS CO | 7, 3, 4, 5 | 12/1/1982 | 10/21/1982 | 0 | 28 | |
| MILFORD CAS INS CO | 7, 3, 6, 4 | 11/1/2007 | 9/28/1973 | 3368894 | 1115796 | |
| MINNESOTA LAWYERS MUT INS CO | 5 | 9/24/2003 | 5/28/1981 | 0 | 0 | |
| MITSUI SUMITOMO INS CO OF AMER | 7, 3, 4, 6 | 9/28/2001 | 3/29/2001 | 324881 | 37414 | |
| MITSUI SUMITOMO INS USA INC | 3, 7, 4, 6 | 12/31/1988 | 1/28/1988 | 16110 | 15829 | |
| MMIC INS INC | 5 | 8/8/2013 | 10/10/1980 | 0 | 0 | |
| MONTEREY INS CO | 3, 4, 5 | 10/19/2006 | 7/7/1987 | 0 | 0 | |
| MORTGAGE GUAR INS CORP | 9 | 12/26/1979 | 2/20/1979 | 7631380 | -250474 | |
| MOTORISTS COMMERCIAL MUT INS CO | 7, 2, 4, 6, 3 | 9/23/1927 | 5/25/1899 | 315 | -23682 | |
| MOTORS INS CORP | 5, 7, 3, 4 | 3/2/1940 | 10/23/1998 | 719065 | 4458 | |
| MOUNTAIN STATES IND CO | 3, 6, 7, 4 | 6/1/2012 | 10/5/1994 | 0 | 0 | |
| MOUNTAIN VALLEY IND CO | 7, 6, 3, 4 | 8/1/2009 | 2/2/1995 | 0 | 0 | |
| MUNICH REINS AMER INC | 6, 3, 4, 7, 2 | 1/1/1978 | 3/15/1917 | 0 | 0 | |
| MUNICIPAL ASSUR COR | 5, 7 | 10/11/2013 | 8/21/2008 | 0 | 0 | |
| MUTUAL OF ENUMCLAW INS CO | 3, 4, 5, 7 | 6/19/1952 | 2/17/1898 | 30293111 | 25079630 | 4 |
| NATIONAL AMER INS CO | 4, 7, 6, 3 | 12/23/1969 | 4/11/1919 | 30858 | 7446 | |
| NATIONAL AMER INS CO OF CA | 4, 6, 3 | 6/16/1987 | 10/10/1966 | 0 | 8359 | |
| NATIONAL CAS CO | 6, 2, 4, 7, 3 | 6/24/1908 | 12/19/1904 | 4086928 | 1865520 | 2 |
| NATIONAL CONTINENTAL INS CO | 3, 5, 4 | 12/23/1958 | 12/24/1897 | 45088 | 100861 | |
| NATIONAL FARMERS UNION PROP & CAS | 3, 4, 7, 6, 2 | 10/27/1986 | 12/5/1984 | 330958 | -138845 | |
| NATIONAL FIRE INS CO OF HARTFORD | 2, 7, 6, 3, 4 | 5/1/1893 | 6/4/1869 | 938529 | 181879 | |

Summary of Idaho Business

| PROPERTY AND CASUALTY INSURERS (continued) | | | | | | |
|--|-------------------|--------------|-------------------|------------------------|-----------------|----------------------------------|
| Company Name | Lines of Business | License Date | Incorporated Date | Idaho Premiums Written | Losses Incurred | Complaint Count As Of 12/31/2017 |
| NATIONAL GEN ASSUR CO | 5, 4, 3 | 1/2/1996 | 6/2/1983 | 2247863 | 768523 | 6 |
| NATIONAL GEN INS CO | 5, 3 | 8/18/1969 | 11/2/1966 | 22414 | 1450 | |
| NATIONAL GENERAL INS ONLINE INC | 3, 4, 5 | 2/23/2004 | 4/6/2000 | 0 | 0 | |
| NATIONAL IND CO | 4, 6, 3, 7, 2 | 5/17/1949 | 4/26/1940 | 1922022 | -319154 | |
| NATIONAL INS ASSN | 5 | 4/8/1988 | 11/15/1972 | 0 | 0 | |
| NATIONAL INS CO OF WI INS | 2 | 3/22/1996 | 7/30/1895 | 0 | 0 | |
| NATIONAL INTERSTATE INS CO | 3, 6, 4 | 10/27/1992 | 2/10/1989 | 5094482 | 7306748 | |
| NATIONAL LIAB & FIRE INS CO | 3, 6, 4, 7 | 1/23/1990 | 4/23/1957 | 832055 | 672112 | |
| NATIONAL MORTGAGE INS CORP | 9 | 3/11/2013 | 6/30/2009 | 2095391 | 26454 | |
| NATIONAL PUBLIC FINANCE GUAR CORP | 7 | 2/3/1972 | 12/28/1959 | 0 | 0 | |
| NATIONAL SPECIALTY INS CO | 7, 3, 4, 6 | 8/3/2004 | 11/30/1960 | 93220 | 4800 | |
| NATIONAL SURETY CORP | 6, 7, 3, 4, 2 | 5/5/1972 | 9/3/1970 | 990803 | 1548931 | 1 |
| NATIONAL UNION FIRE INS CO OF PITTS | 3, 4, 7, 6, 2 | 5/5/1904 | 2/14/1901 | 15576172 | 5780229 | 2 |
| NATIONWIDE AFFINITY CO OF AMER | 2, 3, 4, 7, 6 | 10/3/1946 | 5/2/1924 | 3197179 | 2433577 | 1 |
| NATIONWIDE AGRIBUSINESS INS CO | 4, 6, 7, 3 | 10/23/1990 | 12/10/1973 | 8019145 | 12608019 | |
| NATIONWIDE ASSUR CO | 5 | 10/24/1955 | 2/13/1942 | 0 | 0 | |
| NATIONWIDE GEN INS CO | 3, 5 | 10/1/1997 | 8/22/1957 | 0 | 0 | |
| NATIONWIDE INS CO OF AMER | 5, 4, 3 | 4/1/1961 | 6/30/1960 | 6680198 | 5303973 | |
| NATIONWIDE MUT FIRE INS CO | 6, 7, 3, 4 | 10/11/1955 | 12/27/1933 | 296 | 162 | |
| NATIONWIDE MUT INS CO | 3, 6, 7, 4 | 10/11/1955 | 12/6/1925 | 5197350 | 3921589 | 1 |
| NATIONWIDE PROP & CAS INS CO | 7, 3, 4, 6 | 12/30/1987 | 11/9/1979 | 0 | -41 | |
| NAU COUNTRY INS CO | 3, 5, 4 | 11/30/2005 | 12/31/1985 | 12676112 | 6225320 | |
| NAVIGATORS INS CO | 4, 5, 7, 3 | 3/7/1994 | 7/16/1981 | 882815 | -233832 | |
| NCMIC INS CO | 4, 3, 5 | 4/7/1977 | 1/1/1946 | 457087 | 711855 | |
| NETHERLANDS INS CO THE | 3, 7, 5, 4 | 12/9/1980 | 12/12/1978 | 0 | -14750 | |
| NEVADA GEN INS CO | 3, 5 | 3/1/2012 | 12/28/1993 | 0 | 0 | |
| NEW ENGLAND INS CO | 7, 5, 4, 3 | 7/1/1990 | 8/25/1989 | 0 | 0 | |
| NEW ENGLAND REINS CORP | 7, 4, 3, 5 | 6/7/1983 | 12/29/1981 | 0 | 0 | |
| NEW HAMPSHIRE INS CO | 2, 3, 4, 6, 7 | 12/15/1919 | 7/7/1869 | 5631513 | 8606885 | |
| NEW YORK MARINE & GEN INS CO | 7, 3, 4, 6 | 12/30/1987 | 3/22/1972 | 414760 | 83074 | |
| NGM INS CO | 7, 3, 6, 4 | 1/28/2004 | 3/28/1923 | 29549 | 108 | |

Summary of Idaho Business

| PROPERTY AND CASUALTY INSURERS (continued) | | | | | | |
|--|-------------------|--------------|-------------------|------------------------|-----------------|----------------------------------|
| Company Name | Lines of Business | License Date | Incorporated Date | Idaho Premiums Written | Losses Incurred | Complaint Count As Of 12/31/2017 |
| NORCAL MUT INS CO | 5 | 9/29/2016 | 9/18/1975 | 0 | 0 | |
| NORGUARD INS CO | 6 | 1/1/2004 | 8/12/1987 | 320556 | 3645 | |
| NORTH AMER ELITE INS CO | 7, 3, 4, 2, 6 | 10/19/2001 | 12/28/1987 | 310950 | 199830 | |
| NORTH AMER SPECIALTY INS CO | 3, 4, 7, 6, 2 | 10/23/1984 | 11/23/1973 | 1576748 | -226774 | |
| NORTH PACIFIC INS CO | 5, 7, 3, 4 | 6/29/1964 | 6/26/1958 | 8736795 | 6438079 | |
| NORTH POINTE INS CO | 3, 4, 5 | 10/20/2004 | 10/13/1986 | 0 | -22590 | |
| NORTH RIVER INS CO | 4, 6, 7, 3, 2 | 9/30/1972 | 6/12/1972 | 198534 | 201354 | |
| NORTHLAND CAS CO | 4, 5, 3, 7 | 11/15/1959 | 5/18/1959 | 0 | -1134 | |
| NORTHLAND INS CO | 4, 5, 7, 3 | 6/15/1960 | 1/16/1948 | 3852007 | 1945131 | |
| NORTHWEST DENTISTS INS CO | 4, 5, 7, 3 | 12/4/1995 | 5/5/1989 | 356603 | -1372 | |
| NOVA CAS CO | 7, 4, 6, 3 | 4/15/1988 | 9/13/1979 | 1588754 | 407860 | |
| NUTMEG INS CO | 4, 7, 3, 6 | 7/1/2011 | 11/19/1980 | 0 | -10932 | |
| OAK RIVER INS CO | 6 | 1/1/2014 | 3/4/1993 | 23330 | 6306 | |
| OAKWOOD INS CO | 3, 7, 5, 4 | 1/1/1975 | 9/23/1974 | 0 | 0 | |
| OBI NATL INS CO | 6 | 8/1/2013 | 7/28/2011 | 149928 | 25682 | |
| OCCIDENTAL FIRE & CAS CO OF NC | 3, 6, 7, 2, 4 | 5/29/1962 | 10/31/1961 | 47783 | 20189 | |
| ODYSSEY REINS CO | 3, 7, 4, 6, 2 | 11/6/1987 | 9/10/1986 | 0 | 0 | |
| OHIC INS CO | 7, 3, 4, 2, 5 | 8/6/1982 | 2/9/1978 | 0 | 0 | |
| OHIO CAS INS CO | 4, 6, 7, 2, 3 | 9/20/1947 | 11/6/1919 | 7078325 | 1302835 | |
| OHIO IND CO | 4, 5, 7 | 10/20/1986 | 2/11/1956 | 405788 | 222646 | |
| OHIO SECURITY INS CO | 3, 4, 6, 7 | 9/23/1970 | 11/1/1950 | 18508069 | 11147484 | |
| OLD REPUBLIC GEN INS CORP | 3, 4, 7, 6, 2 | 11/16/1962 | 9/7/1960 | 586387 | 212250 | |
| OLD REPUBLIC INS CO | 2, 6, 7, 4, 3 | 1/15/1955 | 4/11/1935 | 4598754 | -586537 | 1 |
| OLD REPUBLIC SECURITY ASSUR CO | 4, 5, 7, 3, 2 | 11/14/1977 | 7/26/1977 | 0 | 0 | |
| OLD REPUBLIC SURETY CO | 7 | 5/16/1990 | 12/28/1981 | 452952 | 25000 | |
| OLD UNITED CAS CO | 5, 3, 2 | 12/29/1992 | 5/20/1988 | 0 | 0 | |
| OREGON AUTOMOBILE INS CO | 7, 3, 5, 4 | 5/22/1963 | 12/28/1925 | 278873 | 273806 | |
| OREGON MUT INS CO | 7, 4, 5, 3 | 10/28/1925 | 12/29/1894 | 20405378 | 16111855 | 2 |
| OWNERS INS CO | 6, 2, 7, 3, 4 | 12/1/2005 | 5/13/1975 | 10909135 | 4932520 | |
| PACIFIC COMPENSATION INS CO | 6 | 8/1/2008 | 1/31/2002 | 0 | 0 | |
| PACIFIC EMPLOYERS INS CO | 3, 4, 7, 2, 6 | 12/1/1942 | 7/17/1923 | 39654 | 59567 | |

Summary of Idaho Business

| PROPERTY AND CASUALTY INSURERS (continued) | | | | | | |
|--|-------------------|--------------|-------------------|------------------------|-----------------|----------------------------------|
| Company Name | Lines of Business | License Date | Incorporated Date | Idaho Premiums Written | Losses Incurred | Complaint Count As Of 12/31/2017 |
| PACIFIC IND CO | 3, 6, 4, 7, 2 | 11/24/1927 | 1/16/1926 | 1232172 | 360589 | |
| PACIFIC PIONEER INS CO | 5, 7, 3, 4 | 5/27/1981 | 8/21/1978 | 0 | 0 | |
| PACIFIC SPECIALTY INS CO | 5, 4, 3 | 4/1/1997 | 4/18/1988 | 507 | 0 | |
| PACIFIC STAR INS CO | 5, 7, 4, 3 | 4/5/1991 | 8/3/1987 | 0 | 0 | |
| PACO ASSUR CO INC | 5 | 5/21/2008 | 12/21/1994 | 72591 | -3570 | |
| PARTNERRE AMER INS CO | 3, 5, 4, 2 | 6/4/1981 | 8/15/1919 | 373537 | -446820 | |
| PARTNERRE INS CO OF NY | 5, 7, 4, 3 | 6/15/1989 | 9/8/1989 | 0 | 0 | |
| PEACHTREE CAS INS CO | 3, 5 | 1/18/2005 | 11/29/1983 | 0 | 0 | |
| PEAK PROP & CAS INS CORP | 3, 4, 5 | 3/16/1988 | 8/16/1985 | 0 | 0 | |
| PEERLESS IND INS CO | 7, 3, 4, 6 | 12/31/2002 | 4/30/2002 | 0 | 0 | |
| PEERLESS INS CO | 3, 4, 5, 7 | 8/21/1943 | 3/7/1901 | 0 | 0 | |
| PEMCO MUT INS CO | 3, 4, 5, 7 | 8/27/2009 | 10/6/1948 | 0 | 0 | |
| PENN AMER INS CO | 4, 5, 3 | 1/8/1996 | 12/23/1975 | 500 | -291 | |
| PENN MILLERS INS CO | 7, 3, 4, 6 | 6/1/2005 | 1/10/1887 | 1912769 | 1798936 | |
| PENNSYLVANIA LUMBERMENS MUT INS | 7, 3, 4, 5 | 1/2/2007 | 2/26/1895 | 545511 | 685867 | |
| PENNSYLVANIA MANUFACTURERS ASSOC INS | 4, 6, 3, 7 | 7/14/1977 | 7/6/1964 | 1724577 | 1500631 | |
| PENNSYLVANIA MANUFACTURERS IND CO | 6, 7, 3, 4, 2 | 5/1/2002 | 7/6/1982 | 121994 | 15437 | |
| PENNSYLVANIA NATL MUT CAS INS CO | 3, 4, 6, 7, 2 | 9/3/1974 | 1/6/1919 | 325 | 0 | |
| PERMANENT GEN ASSUR CORP | 3, 4, 5, 7 | 12/20/1991 | 9/28/1994 | 1981726 | 1142152 | 1 |
| PETROLEUM CAS CO | 6, 4, 3 | 9/30/1969 | 10/8/1925 | 0 | 0 | |
| PHARMACISTS MUT INS CO | 7, 3, 4, 6 | 12/21/2001 | 10/16/1909 | 822524 | 127854 | |
| PHILADELPHIA IND INS CO | 3, 4, 2, 7, 5 | 8/2/1989 | 2/4/1927 | 11179958 | 5662553 | 1 |
| PHOENIX INS CO | 2, 7, 6, 4, 3 | 7/1/1880 | 6/1/1850 | 3009861 | 1563668 | |
| PHYSICIANS INS A MUT CO | 3, 4, 5 | 12/1/1994 | 12/22/1981 | 2019079 | -1455855 | |
| PIONEER SPECIALTY INS CO | 3, 6, 4, 7 | 10/1/2011 | 8/17/1981 | 568045 | 251373 | |
| PLANS LIAB INS CO | 7, 5 | 3/8/2007 | 5/15/1986 | 0 | 0 | |
| PLATEAU CAS INS CO | | 9/29/2017 | | 0 | 0 | |
| PLATTE RIVER INS CO | 3, 4, 6, 7 | 8/13/1981 | 1/6/1972 | 120437 | -3669 | 1 |
| PLAZA INS CO | 3, 4, 7, 5 | 12/24/1986 | 7/20/1972 | 288486 | 164161 | |
| PMI INS CO | 9 | 7/31/1996 | 11/2/1994 | 0 | 0 | |
| PMI MORTGAGE INS CO | 9 | 7/9/1974 | 11/10/1972 | 540316 | 129236 | |

Summary of Idaho Business
PROPERTY AND CASUALTY INSURERS (continued)

| Company Name | Lines of Business | License Date | Incorporated Date | Idaho Premiums Written | Losses Incurred | Complaint Count As Of 12/31/2017 |
|-----------------------------------|-------------------|--------------|-------------------|------------------------|-----------------|----------------------------------|
| PODIATRY INS CO OF AMER | 5 | 1/1/2004 | 5/23/1980 | 362557 | -28120 | |
| PRAETORIAN INS CO | 2, 3, 6, 7, 4 | 10/4/1982 | 7/20/1979 | 1398146 | 737872 | |
| PREFERRED PROFESSIONAL INS CO | 3, 4, 6 | 10/9/1991 | 6/30/1976 | 112343 | -178098 | |
| PREVISOR INS CO | 4, 7, 5, 3 | 11/28/2007 | 1/22/1946 | 0 | 0 | |
| PROASSURANCE IND CO INC | 2, 5 | 6/19/1996 | 10/1/1976 | 10110 | 2465 | |
| PRODUCERS AGRICULTURE INS CO | 3, 5 | 4/6/1989 | 3/31/1977 | 1962604 | 1053706 | |
| PROFESSIONALS ADVOCATE INS CO | 7, 3, 5 | 3/30/2000 | 12/27/1985 | 0 | 0 | |
| PROGRESSIVE ADVANCED INS CO | 3, 4, 5 | 11/19/2007 | 6/5/1930 | 0 | 0 | |
| PROGRESSIVE CAS INS CO | 7, 5, 4, 3 | 8/22/1969 | 11/19/1956 | 0 | -622 | 1 |
| PROGRESSIVE CLASSIC INS CO | 5, 4, 3, 7 | 9/12/1988 | 9/30/1983 | 0 | 0 | |
| PROGRESSIVE DIRECT INS CO | 5, 4, 3 | 4/26/1996 | 9/29/1986 | 38694261 | 22073463 | 6 |
| PROGRESSIVE MAX INS CO | 5, 4, 3 | 3/1/2007 | 3/12/1937 | 0 | 0 | |
| PROGRESSIVE NORTHERN INS CO | 4, 5, 3 | 3/19/1987 | 8/19/1980 | 516253 | 351744 | |
| PROGRESSIVE NORTHWESTERN INS CO | 4, 5, 3 | 9/19/1988 | 9/24/1982 | 49468234 | 29776829 | 9 |
| PROGRESSIVE PREFERRED INS CO | 3, 5, 4 | 3/11/1985 | 9/24/1979 | 0 | 0 | |
| PROGRESSIVE PREMIER INS CO OF IL | 3, 4, 5 | 12/16/2003 | 9/13/1992 | 0 | 0 | |
| PROGRESSIVE SPECIALTY INS CO | 5, 7, 3 | 11/20/1981 | 8/4/1975 | 0 | 0 | |
| PROGRESSIVE WEST INS CO | 3, 7, 5, 4 | 9/25/1981 | 7/23/1970 | 0 | 0 | |
| PROPERTY & CAS INS CO OF HARTFORD | 3, 7, 6, 4 | 10/20/1995 | 5/4/1989 | 4541993 | 2371538 | 2 |
| PROSELECT INS CO | 5 | 4/24/2014 | 5/30/1856 | 1133240 | 243611 | |
| PROTECTIVE INS CO | 6, 7, 4, 3, 2 | 12/12/1967 | 12/21/1954 | 852941 | 1465487 | |
| PROTECTIVE PROP & CAS INS CO | 4, 5, 3, 7 | 9/19/1979 | 5/30/1978 | 343885 | 60671 | |
| PROVIDENCE WASHINGTON INS CO | 6, 4, 7, 3 | 6/8/1898 | 1/5/1799 | 0 | 0 | |
| QBE INS CORP | 7, 2, 4, 5, 3 | 6/14/1984 | 5/5/1980 | 5859326 | 5764988 | |
| QBE REINS CORP | 5, 7, 4, 3 | 6/29/1979 | 2/24/1964 | 0 | 0 | |
| QUALITAS INS CO | 5, 7, 4, 3 | 10/21/1991 | 11/10/1982 | 0 | -170 | |
| RADIAN GUAR INC | 9 | 5/20/1980 | 9/23/1976 | 10198077 | 528290 | |
| RADIAN MORTGAGE ASSUR INC | 9 | 11/23/1981 | 6/18/1974 | 0 | 0 | |
| RADNOR SPECIALTY INS CO | 5, 4, 3, 7 | 9/27/2017 | 11/19/2014 | 0 | 0 | |
| RAMPART INS CO | 6, 4, 3, 7 | 12/22/1992 | 9/13/1979 | 0 | 0 | |
| RED SHIELD INS CO | 4, 5, 3, 7 | 8/12/1988 | 2/9/1979 | 914244 | 627540 | |

Summary of Idaho Business

| PROPERTY AND CASUALTY INSURERS (continued) | | | | | | |
|--|-------------------|--------------|-------------------|------------------------|-----------------|----------------------------------|
| Company Name | Lines of Business | License Date | Incorporated Date | Idaho Premiums Written | Losses Incurred | Complaint Count As Of 12/31/2017 |
| REDWOOD FIRE & CAS INS CO | 4, 6, 3, 7 | 2/10/1983 | 1/27/1970 | 2430003 | 1128573 | |
| REGENT INS CO | 3, 4, 7, 6 | 10/27/1992 | 1/22/1963 | 1135984 | 41165930 | |
| REPUBLIC IND CO OF AMER | 4, 3, 2, 6, 7 | 4/10/1995 | 12/5/1972 | 386848 | -73183 | |
| REPUBLIC IND CO OF CA | 2, 7, 6, 4, 3 | 4/10/1995 | 10/13/1982 | 62234 | 1368 | |
| REPUBLIC MORTGAGE ASSUR CO | 9 | 5/20/2003 | 12/16/1974 | 0 | 0 | |
| REPUBLIC MORTGAGE GUAR INS CORP | 9 | 11/26/2002 | 3/13/1973 | 0 | 0 | |
| REPUBLIC MORTGAGE INS CO | 9 | 11/1/1984 | 12/7/1972 | 314718 | 121281 | |
| REPWEST INS CO | 3, 4, 6, 7, 2 | 6/29/1981 | 2/28/1973 | 277717 | 61995 | |
| RESPONSE INS CO | 5 | 12/23/1985 | 5/26/1983 | 0 | 0 | |
| RESPONSE WORLDWIDE INS CO | 5 | 12/31/1979 | 9/27/1979 | 0 | -4 | |
| RIVERPORT INS CO | 7, 3, 4, 6 | 9/1/2006 | 12/22/1989 | -120155 | -2115355 | |
| RLI INS CO | 6, 3, 2, 7, 4 | 4/20/1972 | 6/4/1959 | 1352636 | 1078038 | |
| ROCHE SURETY & CAS CO INC | 7 | 12/7/2005 | 3/27/1981 | 83938 | 0 | |
| ROCKWOOD CAS INS CO | 7, 3, 4, 6 | 4/1/2007 | 9/13/1990 | 0 | -26035 | |
| RSUI IND CO | 3, 4, 5 | 5/7/1980 | 6/16/1977 | 1591397 | 290220 | |
| RURAL COMM INS CO | 3, 5 | 1/19/1983 | 4/3/1980 | 8201840 | 13754361 | |
| RVI AMER INS CO | 3, 4, 2, 7 | 1/1/1909 | 7/18/1883 | 0 | 0 | |
| SAFECO INS CO OF AMER | 6, 7, 3, 4 | 9/17/1953 | 9/2/1953 | 9607092 | 3576421 | 1 |
| SAFECO INS CO OF IL | 3, 4, 6 | 7/31/1984 | 8/29/1980 | 105764100 | 65860952 | 12 |
| SAFECO INS CO OF IN | 3, 4, 5 | 4/5/1972 | 3/25/1971 | 0 | 0 | |
| SAFECO NATL INS CO | 5 | 1/5/1991 | 9/11/1972 | 0 | -17 | |
| SAFETY FIRST INS CO | 7, 6 | 9/1/2007 | 5/22/2001 | 10617 | -15706 | |
| SAFETY NATL CAS CORP | 3, 4, 2, 6, 7 | 9/15/1987 | 11/28/1942 | 1491900 | 56026 | |
| SAFEWAY INS CO | 5 | 3/21/2008 | 8/28/1962 | 0 | 0 | |
| SAGAMORE INS CO | 7, 3, 4, 2, 6 | 2/4/2002 | 12/15/1981 | 62571 | -145059 | |
| SAMSUNG FIRE & MARINE INS CO LTD | 4, 3, 6, 7 | 11/1/2011 | 1/26/1952 | 1678 | 106 | |
| SAN FRANCISCO REINS CO | 2, 7, 3, 5, 4 | 1/14/1982 | 5/25/1956 | 0 | 0 | |
| SCOR REINS CO | 7, 2, 3, 6, 4 | 9/30/1985 | 11/8/1984 | 0 | 0 | |
| SCOTTSDALE IND CO | 4, 5, 3 | 12/29/1992 | 11/14/1984 | 719745 | 74627 | 1 |
| SEABRIGHT INS CO | 2, 7, 6, 4, 3 | 12/17/1987 | 7/26/1986 | 4374 | -25426 | |
| SECURA INS A MUT CO | 7, 3, 4, 6 | 11/1/2007 | 3/1/1900 | 0 | 0 | |

Summary of Idaho Business

| PROPERTY AND CASUALTY INSURERS (continued) | | | | | | |
|--|-------------------|--------------|-------------------|------------------------|-----------------|----------------------------------|
| Company Name | Lines of Business | License Date | Incorporated Date | Idaho Premiums Written | Losses Incurred | Complaint Count As Of 12/31/2017 |
| SECURA SUPREME INS CO | 7, 4, 6, 3 | 11/1/2007 | 11/30/1995 | 0 | 0 | |
| SECURIAN CAS CO | 3, 5 | 6/13/2007 | 1/18/1994 | 1729412 | 751461 | |
| SECURITY NATL INS CO | 6, 4, 7, 3 | 11/3/1992 | 7/7/1924 | 601325 | 231237 | 1 |
| SELECT INS CO | 3, 5, 7, 4 | 8/29/1968 | 3/31/1955 | 0 | -388 | |
| SELECT MARKETS INS CO | 2, 3, 7, 6, 4 | 3/12/1964 | 6/14/1963 | 0 | -38070 | |
| SELECTIVE INS CO OF NY | 3, 4, 7, 6 | 5/31/1983 | 1/1/1985 | 206420 | 21838 | |
| SENECA INS CO INC | 4, 3, 7, 6 | 7/1/1978 | 3/29/1978 | 61761 | -1642 | 1 |
| SENTINEL INS CO LTD | 3, 7, 4, 6 | 2/4/2004 | 7/6/1999 | 10000305 | 6054295 | 1 |
| SENTRUITY CAS CO | 4, 5, 7 | 8/27/2010 | 1/10/2007 | 0 | 0 | |
| SENTRY CAS CO | 7, 3, 4, 2, 6 | 9/21/2004 | 7/23/1973 | 1076983 | 548044 | |
| SENTRY INS A MUT CO | 6, 7, 4, 3, 2 | 1/7/1927 | 12/19/1913 | 2408138 | 1493164 | |
| SENTRY SELECT INS CO | 2, 3, 6, 7, 4 | 11/3/1982 | 8/1/1929 | 3765352 | 2416452 | 1 |
| SEQUOIA IND CO | 7, 3, 4, 6 | 2/1/2009 | 2/2/2004 | 0 | 0 | |
| SEQUOIA INS CO | 3, 4, 6, 7 | 9/14/2004 | 4/10/1946 | -243 | -116300 | |
| SERVICE INS CO | 7, 3, 4, 5 | 2/5/2004 | 12/16/1977 | 4959 | 0 | |
| SIRIUS AMER INS CO | 2, 5, 4, 7, 3 | 12/8/1987 | 9/13/1979 | 790630 | 347724 | |
| SOMPO JAPAN FIRE & MAR INS CO AMER | 3, 2, 6, 4, 7 | 1/1/2017 | 12/21/2001 | 0 | 0 | |
| SOMPO JAPAN INS CO OF AMER | 3, 7, 6, 4 | 12/13/1982 | 8/9/1962 | 667880 | -11837 | |
| SOUTHERN INS CO | 3, 4, 5 | 11/15/1960 | 12/2/1947 | -7225 | 17004 | |
| SOUTHWEST MARINE & GEN INS CO | 7 | 10/10/2008 | 7/26/2005 | 102364 | -19892 | |
| SPARTA INS CO | 4, 6, 3, 7, 2 | 9/9/1926 | 2/10/1923 | 0 | 105063 | |
| SPINNAKER INS CO | 2, 3, 5, 4 | 9/11/1995 | 7/28/1986 | 18578 | 41624 | |
| ST PAUL FIRE & MARINE INS CO | 2, 7, 6, 4, 3 | 5/2/1928 | 4/20/1925 | 35573 | -226779 | |
| ST PAUL GUARDIAN INS CO | 4, 6, 7, 3, 2 | 6/9/1972 | 4/6/1970 | 0 | 575 | |
| ST PAUL MERCURY INS CO | 6, 3, 4, 7, 2 | 11/14/1967 | 8/27/1964 | -1522 | -29825 | |
| ST PAUL PROTECTIVE INS CO | 6, 7, 4, 3, 2 | 5/9/1947 | 12/30/1931 | 0 | -1386 | |
| STANDARD FIRE INS CO | 4, 6, 7, 3, 2 | 12/14/1912 | 7/6/1905 | 15390302 | 12346736 | 1 |
| STANDARD GUAR INS CO | 3, 4, 5, 2 | 12/30/1983 | 8/29/1960 | 1744502 | 679552 | |
| STAR CAS INS CO | 5 | 11/5/2015 | 8/20/1987 | 0 | 0 | |
| STAR INS CO | 3, 4, 6, 7, 2 | 10/7/1988 | 8/26/1985 | 429694 | 45028 | |
| STARNET INS CO | 6, 7, 3, 4, 2 | 3/20/2000 | 6/11/1998 | 2604639 | 2486933 | |

Summary of Idaho Business

| PROPERTY AND CASUALTY INSURERS (continued) | | | | | | |
|--|-------------------|--------------|-------------------|------------------------|-----------------|----------------------------------|
| Company Name | Lines of Business | License Date | Incorporated Date | Idaho Premiums Written | Losses Incurred | Complaint Count As Of 12/31/2017 |
| STARR IND & LIAB CO | 6, 4, 3, 7, 2 | 6/30/1980 | 4/15/1919 | 5083269 | 3138144 | |
| STARSTONE NATL INS CO | 4, 7, 6, 3 | 7/1/1947 | 11/6/1944 | 329475 | 87048 | |
| STATE AUTO PROP & CAS INS CO | 6, 4, 7, 3 | 3/1/2012 | 1/25/1950 | 0 | 0 | |
| STATE AUTOMOBILE MUT INS CO | 3, 6, 4, 7 | 2/1/2006 | 8/15/1921 | -1349 | -2650 | |
| STATE FARM FIRE & CAS CO | 6, 7, 4, 3 | 8/29/1952 | 6/12/1935 | 84559854 | 60236998 | 13 |
| STATE FARM GEN INS CO | 5, 4, 3, 7 | 10/24/1962 | 4/3/1962 | 0 | -117 | 2 |
| STATE FARM MUT AUTO INS CO | 2, 4, 5 | 4/1/1929 | 3/29/1922 | 135106356 | 88254276 | 19 |
| STATE NATL INS CO INC | 4, 3, 6 | 12/19/1994 | 8/1/1984 | 2127297 | 1540551 | |
| STILLWATER INS CO | 5, 4, 7, 3 | 4/22/2008 | 4/26/1990 | 1987 | 0 | |
| STILLWATER PROP & CAS INS CO | 3, 4, 5, 7 | 6/14/1988 | 6/7/1971 | 612216 | 344441 | |
| STONINGTON INS CO | 6, 4, 7, 3 | 4/8/1988 | 2/2/1938 | 5878 | -9881 | |
| STRATFORD INS CO | 3, 5, 4 | 8/22/1988 | 12/28/1981 | 2448 | 115255 | |
| SUBLIMITY INS CO | 3, 5, 7 | 1/25/1991 | 11/10/1897 | 3759830 | 2557115 | 3 |
| SUECIA INS CO | 2, 5, 4, 3, 7 | 6/20/1985 | 5/29/1980 | 0 | 0 | |
| SUN SURETY INS CO | 7 | 11/1/2001 | 4/20/1998 | 209482 | 0 | |
| SURETEC INS CO | 7 | 7/22/2008 | 6/19/1998 | 52040 | -749 | |
| SURETY BONDING CO OF AMER | 7, 5 | 12/23/1999 | 2/27/1992 | 0 | 0 | |
| SWISS REINS AMER CORP | 3, 4, 5, 7, 2 | 11/18/1960 | 7/26/1940 | 0 | 0 | |
| SYNCORA GUAR INC | 7 | 11/5/1992 | 7/25/1991 | 0 | 0 | |
| T H E INS CO | 6, 7, 3, 4 | 4/23/1996 | 4/10/1969 | 1079141 | 479421 | |
| TDC NATL ASSUR CO | 5 | 6/14/2001 | 9/5/1989 | 0 | 0 | |
| TEACHERS INS CO | 4, 5, 7, 2, 3 | 4/16/1973 | 3/2/1971 | 114002 | 25637 | |
| TECHNOLOGY INS CO INC | 3, 7, 6, 4, 2 | 3/4/1996 | 6/14/1991 | 1377071 | 2235198 | |
| THE BAR PLAN MUT INS CO | 7 | 3/25/2004 | 11/21/1985 | 0 | 0 | |
| THE CINCINNATI CAS CO | 7, 3, 4, 6 | 1/1/1998 | 12/27/1972 | 3444023 | 2449661 | |
| THE CINCINNATI IND CO | 6, 4, 3, 7 | 1/1/1998 | 5/19/1988 | 5078527 | 6437970 | |
| THE CINCINNATI INS CO | 3, 7, 6, 4 | 5/4/1984 | 8/2/1950 | 33871929 | 16415839 | |
| THE TRAVELERS CAS CO | 3, 4, 7, 6 | 9/6/1983 | 12/10/1982 | 0 | -3 | |
| TIG INS CO | 4, 6, 2, 3, 7 | 7/6/1932 | 3/8/1911 | 0 | 768948 | |
| TITAN IND CO | 3, 7, 5, 4 | 4/20/1989 | 1/18/1984 | 0 | 0 | |
| TNUS INS CO | 7, 3, 4, 5 | 7/1/2004 | 2/11/2004 | 980 | -3607 | |

Summary of Idaho Business

| PROPERTY AND CASUALTY INSURERS (continued) | | | | | | |
|--|-------------------|--------------|-------------------|------------------------|-----------------|----------------------------------|
| Company Name | Lines of Business | License Date | Incorporated Date | Idaho Premiums Written | Losses Incurred | Complaint Count As Of 12/31/2017 |
| TOKIO MARINE AMER INS CO | 3, 6, 4, 2, 7 | 8/1/2012 | 8/13/1998 | 266686 | 592400 | |
| TOYOTA MOTOR INS CO | 4, 7, 3, 5 | 12/10/1952 | 9/3/1909 | 1177593 | 433302 | |
| TRANS PACIFIC INS CO | 4, 6, 7, 3 | 6/24/1983 | 1/21/1982 | 247513 | 354 | |
| TRANSAMERICA CAS INS CO | 3, 2, 4, 7, 5 | 7/25/1974 | 11/15/1957 | 1341069 | 844346 | |
| TRANSATLANTIC REINS CO | 6, 2, 4, 3 | 3/22/1978 | 10/29/1952 | 0 | 0 | |
| TRANSGUARD INS CO OF AMER INC | 7, 3, 4, 6 | 1/12/1988 | 6/18/1987 | 365676 | 251566 | 1 |
| TRANSPORT INS CO | 3, 7, 6, 4 | 12/21/1976 | 5/25/1976 | 0 | 0 | |
| TRANSPORTATION INS CO | 4, 6, 2, 7, 3 | 7/10/1951 | 2/11/1938 | 829971 | 532120 | |
| TRAVCO INS CO | 3, 4, 5 | 10/10/1995 | 7/24/1991 | 0 | 0 | |
| TRAVELERS CAS & SURETY CO | 6, 7, 2, 4, 3 | 1/1/1965 | 5/1/1883 | 981730 | 103525 | |
| TRAVELERS CAS & SURETY CO OF AMER | 2, 4, 6, 7, 3 | 8/16/1988 | 7/18/1974 | 7208011 | 1216322 | |
| TRAVELERS CAS CO OF CT | 3, 4, 7, 6 | 2/11/1991 | 1/3/1990 | 0 | 132 | |
| TRAVELERS CAS INS CO OF AMER | 6, 3, 4, 7 | 4/12/1978 | 8/12/1971 | 3559404 | 1430398 | 1 |
| TRAVELERS COMMERCIAL CAS CO | 4, 7, 2, 6, 3 | 12/17/1984 | 5/20/1981 | 0 | 0 | |
| TRAVELERS COMMERCIAL INS CO | 3, 7, 6, 4 | 2/11/1991 | 1/3/1990 | 917623 | 1089677 | 1 |
| TRAVELERS CONSTITUTION STATE INS CO | 3, 4, 7, 6 | 9/6/1983 | 12/10/1982 | 0 | 28 | |
| TRAVELERS HOME & MARINE INS CO | 4, 5, 3 | 10/10/1995 | 7/24/1991 | 13810054 | 9744602 | 3 |
| TRAVELERS IND CO | 6, 3, 2, 7, 4 | 8/11/1923 | 3/25/1903 | 6736307 | 1816344 | 3 |
| TRAVELERS IND CO OF AMER | 6, 7, 3, 4 | 5/13/1968 | 1/2/1946 | 3300919 | 2499885 | |
| TRAVELERS IND CO OF CT | 2, 4, 6, 3, 7 | 12/28/1966 | 5/1/1859 | 2172492 | 882885 | |
| TRAVELERS PROP CAS CO OF AMER | 3, 6, 7, 4 | 4/1/1973 | 7/29/1971 | 20961112 | 10484103 | |
| TRAVELERS PROP CAS INS CO | 3, 5, 4 | 3/21/1991 | 1/3/1990 | 0 | 0 | 1 |
| TRENWICK AMER REINS CORP | 5, 3, 4, 7 | 1/1/1985 | 8/24/1984 | 0 | 0 | |
| TRI STATE INS CO OF MN | 2, 6, 7, 4, 3 | 3/1/2008 | 4/1/1974 | 7674 | -56897 | |
| TRIANGLE INS CO INC | 4, 3, 7, 5 | 11/3/2015 | 1/3/1992 | 0 | 0 | |
| TRINITY UNIVERSAL INS CO | 4, 7, 6, 3 | 9/9/1992 | 1/26/1926 | 3155355 | 2541685 | 3 |
| TRITON INS CO | 2, 7, 5, 4, 3 | 12/23/1985 | 3/25/1982 | 166332 | 51082 | |
| TRIUMPH CAS CO | 3, 4, 7, 6 | 1/1/2015 | 10/20/1981 | 103529 | 103596 | |
| TRUCK INS EXCH | 3, 4, 6, 7, 2 | 4/1/1935 | 2/5/1935 | 8823246 | 6684466 | |
| TRUMBULL INS CO | 7, 6, 3, 4 | 11/8/1995 | 10/10/1986 | 1900924 | 713056 | 1 |
| TWIN CITY FIRE INS CO CO | 2, 3, 4, 6, 7 | 7/1/1987 | 3/5/1987 | 4755275 | -550944 | 1 |

Summary of Idaho Business

| PROPERTY AND CASUALTY INSURERS (continued) | | | | | | |
|--|-------------------|--------------|-------------------|------------------------|-----------------|----------------------------------|
| Company Name | Lines of Business | License Date | Incorporated Date | Idaho Premiums Written | Losses Incurred | Complaint Count As Of 12/31/2017 |
| UMIA INS INC | 5 | 1/3/1991 | 11/22/1978 | 735980 | 768728 | |
| UNIGARD IND CO | 3, 4, 6, 7 | 5/31/1991 | 11/8/1972 | 0 | -7759 | |
| UNIGARD INS CO | 2, 3, 7, 6, 4 | 12/23/1960 | 9/29/1960 | 4106796 | 1940996 | 2 |
| UNION INS CO | 6, 4, 3, 7 | 7/13/1982 | 3/21/1973 | 946338 | 660296 | |
| UNITED CAS & SURETY INS CO | 7 | 5/22/2017 | 5/21/1993 | 0 | 0 | |
| UNITED FINANCIAL CAS CO | 4, 5, 3 | 6/27/1995 | 6/13/1984 | 19384099 | 7450311 | 2 |
| UNITED FIRE & CAS CO | 3, 4, 7, 5 | 10/29/1980 | 1/2/1946 | 3259220 | 496018 | |
| UNITED GUAR CREDIT INS CO | 5 | 8/6/1982 | 6/9/1981 | 0 | 0 | |
| UNITED GUAR MORTGAGE IND CO | 9 | 9/25/1981 | 6/12/1972 | 606344 | 32166 | |
| UNITED GUAR RESIDENTIAL INS CO | 9 | 11/9/1964 | 11/27/1963 | 2406565 | -224181 | |
| UNITED GUAR RESIDENTIAL INS CO OF NC | 5 | 5/14/1980 | 4/5/1963 | 0 | 0 | |
| UNITED HERITAGE PROP & CAS CO | 3, 5 | 4/21/1908 | 4/1/1908 | 19177046 | 14658998 | 11 |
| UNITED SERV AUTOMOBILE ASSN | 4, 3, 5 | 10/31/1962 | 6/20/1922 | 30691470 | 21145146 | 3 |
| UNITED STATES FIDELITY & GUAR CO | 6, 2, 3, 4, 7 | 6/20/1899 | 3/19/1896 | 0 | 91271 | |
| UNITED STATES FIRE INS CO | 7, 3, 4, 2, 6 | 12/29/2003 | 4/1/1824 | 4714746 | 2604088 | |
| UNITED STATES LIAB INS CO | 7, 5, 4, 3 | 2/5/1965 | 4/12/1867 | 1861809 | 573819 | |
| UNITED WI INS CO | 6, 2 | 4/16/1991 | 9/11/1957 | 216963 | 31041 | |
| UNITRIN AUTO & HOME INS CO | 7, 3, 4, 5 | 12/31/1996 | 10/15/1996 | 0 | 0 | |
| UNITRIN PREFERRED INS CO | 7, 3, 4, 5 | 12/8/1999 | 9/28/1942 | 0 | 0 | |
| UNITRIN SAFEGUARD INS CO | 5, 4, 3 | 3/21/1991 | 1/25/1982 | 283773 | 5598 | |
| UNIVERSAL FIRE & CAS INS CO | 7 | 11/4/2005 | 2/4/1976 | 50215 | 0 | 1 |
| UNIVERSAL SURETY CO | 7 | 6/4/1981 | 5/1/1947 | 0 | 0 | |
| UNIVERSAL SURETY OF AMER | 7, 5 | 5/13/1997 | 5/14/1984 | 21134 | -2195 | |
| UNIVERSAL UNDERWRITERS INS CO | 2, 6, 7, 3, 4 | 11/30/1982 | 1/25/1982 | 2158741 | 1525734 | 1 |
| UNIVERSAL UNDERWRITERS OF TX INS | 5, 7, 3, 4 | 5/24/2006 | 8/28/1981 | -980 | -232469 | |
| US SPECIALTY INS CO | 4, 6, 7, 3, 2 | 4/15/1988 | 10/28/1986 | 1049293 | 644655 | |
| US UNDERWRITERS INS CO | 3, 4, 5, 7 | 9/20/2013 | 10/22/1992 | 2288 | 353 | |
| USAA CAS INS CO | 3, 4, 5 | 12/31/1990 | 7/16/1990 | 24500212 | 18397424 | 6 |
| USAA GEN IND CO | 4, 3, 5 | 12/24/1974 | 6/23/1972 | 17489621 | 14221679 | 5 |
| UTICA MUT INS CO | 4, 6, 7, 3 | 12/29/1959 | 2/13/1914 | 305818 | 26307 | |
| VALLEY FORGE INS CO | 4, 6, 2, 7, 3 | 9/2/1957 | 4/28/1944 | 856159 | 301095 | |

Summary of Idaho Business

| PROPERTY AND CASUALTY INSURERS (continued) | | | | | | |
|--|-------------------|--------------|-------------------|------------------------|-----------------|----------------------------------|
| Company Name | Lines of Business | License Date | Incorporated Date | Idaho Premiums Written | Losses Incurred | Complaint Count As Of 12/31/2017 |
| VANLINER INS CO | 3, 4, 6 | 9/24/1968 | 4/16/1953 | 593501 | 330389 | |
| VERLAN FIRE INS CO MD | 3, 4, 5 | 9/27/2010 | 1/1/2009 | 946684 | 844687 | |
| VICTORIA FIRE & CAS CO | 5, 3 | 7/1/1996 | 7/11/1983 | 0 | 0 | |
| VIGILANT INS CO | 4, 6, 3, 7, 2 | 9/9/1953 | 7/17/1939 | 5655791 | 5240930 | |
| VIKING INS CO OF WI | 3, 5, 2 | 10/11/1977 | 8/10/1971 | 17673103 | 8771319 | 7 |
| VIRGINIA SURETY CO INC | 4, 6, 7, 3, 2 | 6/30/1982 | 1/7/1982 | 1224898 | 451783 | |
| WARNER INS CO | 5 | 11/28/1986 | 6/28/1985 | 0 | 0 | |
| WASHINGTON INTL INS CO | 3, 2, 6, 4, 7 | 1/17/1991 | 2/3/1976 | 35285 | 1101 | |
| WATFORD INS CO | 5 | 1/10/2008 | 6/4/1987 | 0 | 0 | |
| WAUSAU BUSINESS INS CO | 3, 7, 6, 4 | 11/2/1992 | 12/27/1907 | 0 | -33274 | |
| WAUSAU UNDERWRITERS INS CO | 2, 3, 4, 7, 6 | 12/31/1979 | 9/27/1979 | 4002 | 161492 | |
| WESCO INS CO | 4, 3, 2, 7, 6 | 8/16/1988 | 12/12/1962 | 2490369 | 727994 | |
| WEST AMER INS CO | 3, 6, 7, 4 | 1/18/1996 | 9/6/1991 | 5430428 | 1982140 | 1 |
| WESTCHESTER FIRE INS CO | 4, 6, 7, 3 | 4/1/1973 | 5/27/1971 | 1098608 | 1920683 | |
| WESTERN AGRIC INS CO | 3, 7, 5, 4 | 8/22/1980 | 10/15/1971 | 11173 | 10002 | |
| WESTERN COMM INS CO | 3, 4, 6, 7, 2 | 8/18/1980 | 4/4/1980 | 32544204 | 26500333 | 8 |
| WESTERN GEN INS CO | 3, 5 | 9/8/2004 | 8/11/1971 | 0 | 0 | |
| WESTERN NATL ASSUR CO | 2, 3, 6, 7, 4 | 10/15/1957 | 6/28/1957 | 5170162 | 1605235 | |
| WESTERN NATL MUT INS CO | 6, 7, 4, 3 | 6/15/2011 | 5/6/1915 | 23506 | -226 | |
| WESTERN PROFESSIONAL INS CO | 4, 3, 5 | 6/15/2001 | 5/8/1998 | 0 | 0 | |
| WESTERN PROTECTORS INS CO | 5, 3 | 12/6/1994 | 5/27/1987 | 0 | 12095 | |
| WESTERN SURETY CO | 7, 5 | 8/27/1958 | 7/16/1900 | 1895357 | -113354 | |
| WESTFIELD INS CO | 6, 7, 3, 4 | 4/24/1969 | 7/12/1929 | 148359 | 13096 | |
| WESTFIELD NATL INS CO | 6, 3, 4 | 3/1/2013 | 4/11/1968 | 10 | -392 | |
| WESTPORT INS CORP | 3, 7, 4, 2, 6 | 9/30/1981 | 3/13/1981 | 1501102 | 484190 | |
| WHITE PINE INS CO | 3, 4, 5 | 8/30/2013 | 7/9/1969 | 22560 | -20188 | |
| WILLIAMSBURG NATL INS CO | 6, 3, 7, 4 | 5/1/1998 | 9/18/1986 | 10218 | -128 | |
| WILSHIRE INS CO | 4, 5, 7, 3, 2 | 7/7/1987 | 9/6/1985 | 1194729 | 604197 | |
| WINDHAVEN NATL INS CO | 5 | 7/24/1991 | 11/30/1989 | 0 | 0 | |
| WORK FIRST CAS CO | 6, 4, 3 | 9/15/1987 | 2/19/1936 | -562 | -7852 | |
| WORKERS COMP EXCH | 6 | 1/1/1919 | 1/1/1919 | 3043449 | 2247461 | |

Summary of Idaho Business

| PROPERTY AND CASUALTY INSURERS (continued) | | | | | | |
|--|-------------------|--------------|-------------------|------------------------|-----------------|----------------------------------|
| Company Name | Lines of Business | License Date | Incorporated Date | Idaho Premiums Written | Losses Incurred | Complaint Count As Of 12/31/2017 |
| WRIGHT NATL FLOOD INS CO | 3 | 7/12/2011 | 11/7/2002 | 413821 | 710812 | 1 |
| WRM AMER IND CO INC | 7, 3, 4, 5 | 6/7/1996 | 7/26/1991 | 0 | 0 | |
| X L INS CO OF NY | 6, 7, 4, 3 | 7/1/2012 | 9/23/1994 | 0 | 0 | |
| XL INS AMER INC | 3, 6, 7, 4 | 10/21/1966 | 11/10/1945 | 1716060 | 4141487 | |
| XL REINS AMER INC | 7, 5, 3, 4, 2 | 7/25/1938 | 5/6/1929 | 0 | 0 | |
| XL SPECIALTY INS CO | 4, 6, 7, 3 | 10/19/1995 | 11/14/1979 | 4579692 | 3830240 | |
| YCI INC | 5, 4, 3, 7 | 6/27/2000 | 11/13/1979 | 0 | 0 | |
| YOSEMITE INS CO | 5, 4, 3, 7 | 1/10/1967 | 1/16/1964 | 49777 | 18548 | |
| ZALE IND CO | 3, 4, 2, 5 | 1/18/2006 | 6/27/1973 | 5008 | 23 | |
| ZENITH INS CO | 3, 4, 7, 6 | 6/1/1983 | 3/2/1949 | 63829 | 3523 | |
| ZURICH AMER INS CO | 6, 2, 7, 3, 4 | 12/31/1998 | 6/3/1998 | 23361507 | 14677813 | |
| ZURICH AMER INS CO OF IL | 4, 6, 7, 3 | 6/27/1985 | 10/11/1973 | 111867 | 441 | |

Lines of Business Code

- 02 - DISABILITY - EXCLUDING MANAGED CARE
- 03 - PROPERTY
- 04 - MARINE & TRANSPORTATION
- 05 - CASUALTY - EXCLUDING WORKERS' COMPENSATION
- 06 - CASUALTY - INCLUDING WORKERS' COMPENSATION
- 07 - SURETY
- 09 - MORTGAGE GUARANTY
- 10 - WORKERS' COMPENSATION ONLY
- 99 - SHARE & DEPOSIT