


# **Idaho**

## **Department of Insurance**

### **2018 Annual Report**



**For the Year Ended December 31, 2018**

**Brad Little**  
**Governor**

**Dean L. Cameron**  
**Director**

*State of Idaho*  
**DEPARTMENT OF INSURANCE**

BRAD LITTLE  
Governor

700 West State Street, 3rd Floor  
P.O. Box 83720  
Boise, Idaho 83720-0043  
Phone (208)334-4250  
Fax# (208) 334-4398  
<https://doi.idaho.gov>

DEAN L. CAMERON  
Director

July 18, 2019

Honorable Brad Little  
Governor, State of Idaho  
Statehouse  
Boise, ID 83720

Dear Governor Little:

As Director of the Department of Insurance, I am pleased to submit the Annual Report for the calendar year 2018, as required by Section 41-216, Idaho Code. The statistics in this report are compiled from December 31, 2018, annual statements, which are filed with the Department by insurance companies licensed in Idaho.

The Department of Insurance has a long tradition of fair and consistent enforcement of the insurance laws of Idaho. The responsibility of regulating the insurance marketplace in Idaho is challenging given the competitive environment for companies doing business in the state, while being mindful of the Department's primary goal of protecting Idaho's consumers.

I wish to commend and thank the Department's knowledgeable, dedicated, and professional staff. The good work they do is accomplished in many forms each day and provides superior service for the citizens of Idaho.

Thank you for your continued support of our Department.

Respectfully submitted,



Dean L. Cameron  
Director



# ***Table of Contents***

<b>Administration.....</b>	<b>1</b>
Department Main and Regional Office Addresses and Phone Numbers.....	1
Department of Insurance Directors.....	2
Organizational Chart.....	3
Summary of Administrative Orders.....	4
Litigation Pending During 2018.....	4
Summary of Legislative Changes Enacted in 2018.....	5
Rulemaking Adopted .....	6
Bulletins Issued .....	6
Idaho Immunization Assessment Board.....	7
Department Fund Sources.....	8
Department Fund Applications.....	9
Schedule of Receipts and Disbursements.....	10
 <b>State Fire Marshal.....</b>	 <b>15</b>
 <b>Consumer Services.....</b>	 <b>16</b>
SHIBA Program .....	16
Consumer Affairs.....	17
Fraud Investigations .....	18
 <b>Company Activities.....</b>	 <b>19</b>
Examinations & Analysis .....	19
Premium Tax .....	26
Producer Licensing .....	30
Continuing Education.....	30
 <b>Product Review.....</b>	 <b>31</b>
Rates and Forms.....	31
 <b>Summary of Annual Statements.....</b>	 <b>33</b>
Idaho Experience and Market Share of Top 20 Stock and Mutual Companies by Line of Business - 2018.....	35
Summary of Financial Condition as of December 31, 2018.....	69
Summary of Idaho Business for Calendar Year 2018.....	101





# ***Administration***

## *Department of Insurance Mission Statement:*

*The mission of the Department of Insurance is to serve and protect Idahoans by equitably, effectively and efficiently administering the Idaho Insurance Code and the International Fire Code.*

### **Main Office:**

700 West State Street  
3rd Floor  
P.O. Box 83720  
Boise, ID 83720-0043  
Phone: 208-334-4250  
Fax Numbers:  
Main: 208-334-4398  
Consumer Affairs: 208-334-4398  
SHIBA: 208-334-4398  
Fire Marshal: 208-334-4375

### **Regional Offices:**

Fire Marshal Regional Office  
1820 East 17th Street, Suite 220  
Idaho Falls, ID 83404  
Fire Prevention: 208-525-7022  
Fire Investigation: 208-525-7209  
Fax: 208-525-7066

Consumer Affairs/SHIBA Regional Office  
353 North 4th, Suite 200  
Pocatello, ID 83201  
Consumer Affairs: 208-236-6411  
SHIBA: 1-800-247-4422  
Fax: 208-236-6351

SHIBA/Fire Marshal Regional Office  
2005 Ironwood Parkway, Suite 143  
Coeur d'Alene, ID 83814  
Fire Investigation: 208-769-1447  
SHIBA: 1-800-247-4422  
Fax: 208-666-6767

### **Toll-free Numbers:**

General:  
1-800-721-3272

Senior Health Insurance (SHIBA) Helpline  
1-800-247-4422

Arson Reporting Hotline  
1-877-752-7766

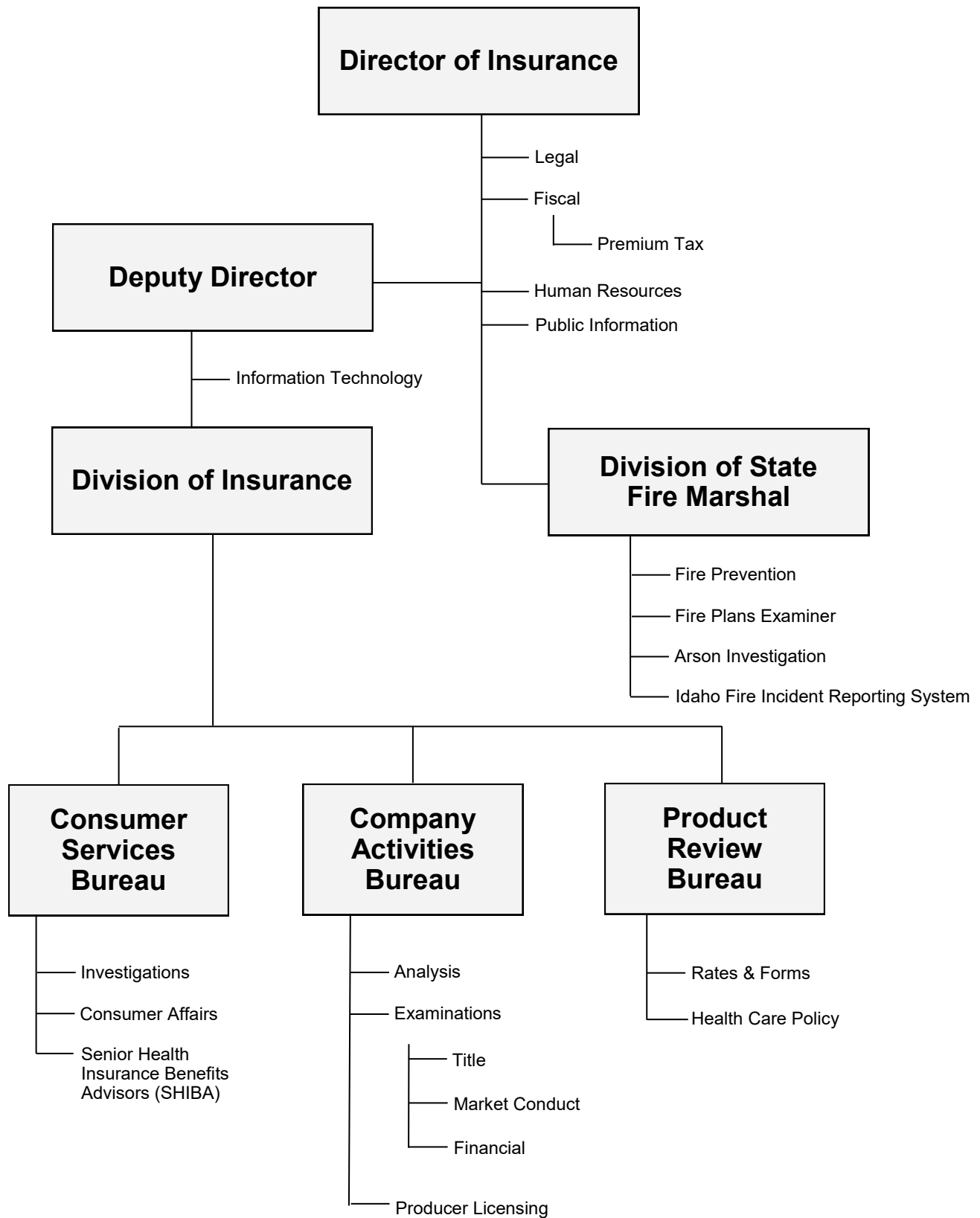
Fraud Reporting Hotline  
1-866-939-7226

**Website:** <https://doi.idaho.gov>

## ***Department of Insurance Directors***

<b>Director</b>	<b>Term of Office</b>
Lucius C. Rice .....	1900
P. M. Davis .....	1901-1902
John H. Myer .....	1903-1904
Edward L. Liggett.....	1904-1905
C. D. Goaslind .....	1906-1909
I. C. Hattabaugh .....	1910-1911
E. F. Van Valkenburg .....	1912-1913
George F. Steele.....	1914-1916
W. R. Hyatt .....	1917-1918
Howard J. Brace .....	1919-1922
D. C. Neifert .....	1923-1929
W. H. Bakes .....	1930-1937
T. M. Walrath .....	1938-1940
Joel Jenifer .....	1941-1942
Howard Cullimore .....	1943-1944
Edward B. McMonigle.....	1945-1947
James Hubbard .....	1948-1950
Leo O'Connell .....	1951-1967
John R. Blaine .....	1967-1972
Robert Hay .....	1972-1973
Monroe C. Gollaher .....	1974-1980
Trent M. Woods .....	1980-1984
Wayne L. Soward .....	1984-1987
Anthony J. Fagiano.....	1987-1991
George J. Neumayer .....	1991
Harry C. Walrath .....	1991-1994
James M. Alcorn .....	1994-1995
John Michael Brassey .....	1995
James M. Alcorn .....	1995-1998
Mary L. Hartung .....	1998-2004
Gary L. Smith.....	2004-2006
Shad Priest .....	2006
William W. Deal .....	2007-2014
Tom Donovan.....	2015
Dean L. Cameron.....	2015-present

## Organizational Chart



## ***Summary of Administrative Orders***

### **Producers**

License Suspended .....	0
License Revoked .....	22
License Denied .....	1
Penalty Only .....	2
Other Orders .....	4

### **Insurers & Self-funded Plans**

Certificate of Authority Suspended .....	6
Certificate of Authority Revoked .....	0
Certificate of Authority Reinstated .....	2
Block Non-Renewal and/or Withdrawal .....	13
Workers' Compensation Rate Deviation .....	23
Market Conduct Enforcement Orders .....	2
Orders Adopting Report of Examination .....	5
Other Orders .....	18

### **Others** (e.g., title insurance agencies, adjusters, TPAs, RRGs)

License Suspended, Revoked, or Denied .....	0
Penalty Only .....	0
Orders Adopting Report of Examination .....	66
Other Orders .....	2

## ***Litigation Pending During 2018***

### **Domestic Receiverships**

*In the Matter of the Liquidation of Old Standard Life Insurance Co., Case No. CV OC 0401574D*

### **Ancillary Receiverships**

*State of Idaho, Department of Insurance v. Mission Insurance Company Trust, Case No. 88616*

*State of Idaho v. Commercial Compensation Casualty Company, Case No. OC 03 03337D*

### **Appeals in Idaho District Court**

*BridgeSpan Health Co. v. State of Idaho, Department of Insurance, Case No. CV01-18-2382*

*In re Ultimate Logistics, LLC, Case No. CV01-17-13494*

## ***Summary of Legislative Changes Enacted in 2018 Impacting the Department of Insurance or the Insurance Industry***

The following insurance-related bills were enacted and took effect July 1, 2018, unless otherwise noted.

### **Department of Insurance Legislation**

The Department of Insurance brought forth no legislation during the 2018 Legislative Session.

### **Other Insurance-Related Legislation**

**House Bill 393** - This legislation addresses three basic changes to the Idaho Immunization Assessment Board: (1) adding one additional member from the business community who represents a self-funded insurance plan to the existing Idaho Immunization Assessment Board; (2) resetting the sunset date for the Board from July 1, 2019, to July 1, 2024; and (3) removing the imposition of interest requirement for late or nonpayment of assessments.

**House Bill 454** - This legislation revises provisions regarding dividends and other distributions, allowing domestic insurers to declare a non-extraordinary dividend if the dividend does not exceed the greater of 10% of surplus or the operating income for the preceding year, while providing appropriate levels of Department of Insurance oversight.

**House Bill 519** - This legislation allows title insurance companies to reimburse bona fide employees for both title insurance premiums and escrow fees otherwise payable by the employee to the insurance agent or company in connection with the employee's non-business residential real estate transactions.

**House Bill 521** - This legislation updates the Idaho Motor Vehicle Service Contract Act, which was enacted into law in 1993. It moves the authority to enforce the Act from the Attorney General to the Department of Insurance but does not preclude the Idaho Consumer Protection Act. This legislation maintains similar penalties for violations and clarifies the definition of some service contract types for inclusion.

**House Bill 522** - This legislation revises provisions regarding the content of certificates of insurance and makes technical corrections.

**House Bill 548** - This legislation provides that benefits provided by a long-term care rider shall be considered the same type of benefits as the base life insurance policy or annuity contract to which it relates that the Idaho Life and Health Guaranty Association may terminate certain health benefit plans upon entry of an order of liquidation with approval of the Director that certain Class B assessments for long-term care insurance shall be allocated by a methodology on a 50-50 split for health member insurers and life and annuity member insurers.

**Senate Bill 1219** - This legislation allows the Director of the Department of Insurance to waive the requirement for a joint public agency self-funded health benefits plan to purchase aggregate stop loss insurance when certain conditions are met.

**Senate Bill 1288** - This legislation adds to and amends existing law to provide for interstate health insurance sales, to authorize out-of-state insurers to sell health insurance in Idaho under certain conditions and to authorize the Department of Insurance to enter into compacts with other states.

**Senate Bill 1302** - This legislation adds to existing law, a section to prohibit discrimination against and based on a person's status as a living organ donor.

## ***Rulemaking Adopted***

<u>Rule No.</u>	<u>Name</u>
Rule 02 IDAPA 18.01.02	Rule Pertaining to Insurance Policy Titles Effective March 28, 2018
Rule 08 IDAPA 18.01.08	Rule Pertaining to Filing of Life Policy Forms Effective March 28, 2018
Rule 20 IDAPA 18.01.20	Rule Pertaining to Cancellation of, or Refusal to Renew Automobile Insurance Policies - Effective March 28, 2018
Rule 22 IDAPA 18.01.22	Rule Pertaining to Sale of Insurance by Vending Machines Effective March 28, 2018
Rule 25 IDAPA 18.01.25	Rule Pertaining to Title Insurance and Title Insurance Agents and Escrow Officers - Effective March 28, 2018
Rule 30 IDAPA 18.01.30	Rule Pertaining to Individual Disability and Group Supplemental Disability Insurances Insurance Minimum Standards - Effective March 28, 2018
Rule 35 IDAPA 18.01.35	Rule Pertaining to Guidelines Respecting the Use of Claim Forms for Disability Insurance Claims - Effective March 28, 2018
Rule 56 IDAPA 18.01.56	Rules Pertaining to Rebates and Illegal Inducements to Obtaining Title Insurance Business - Effective March 28, 2018
Rule 73 IDAPA 18.01.73	Rule to Implement the Individual Health Insurance Availability Act Plan Design Effective March 28, 2018
Rule 75 IDAPA 18.01.75	Rule Pertaining to Credit for Reinsurance Effective March 28, 2018
Rule 81 IDAPA 18.01.81	Rule Pertaining to Corporate Governance Effective March 28, 2018

## ***Bulletins Issued***

<u>Bulletin No.</u>	<u>Subject</u>
18-01	Provisions for Health Carriers Submitting State-Based Health Benefit Plans
18-02	Clarification Regarding Coverage of Treatments for Autism Spectrum Disorder
18-03	Extension of Transitional Plans through December 31, 2019
18-04	Use of Revised Accounting Practices and Procedures Manual of the NAIC
18-05	Rate of Interest of Deferred Payment of Cash Surrendered Benefits
18-06	Certificates of Insurance

## ***Idaho Immunization Assessment Board***

The Idaho Immunization Assessment funds the Idaho Department of Health and Welfare's Immunization Program and provides vaccines for insured children in Idaho. The program was extended by the Idaho Legislature in 2018 and is scheduled to sunset on July 1, 2024.

Under this program, the Idaho Department of Health and Welfare is able to purchase vaccines for insured children at significant discounts. In addition, the program facilitates immunization of children by enabling physicians and other health care professionals in Idaho to obtain most or all of their childhood vaccine supply from the Idaho Department of Health and Welfare as a single source.

The legislation also created the independent Idaho Immunization Assessment Board to assess mandatory fees from all carriers covering children in Idaho to fund this program. Under the Board's Plan of Operation, carriers report to the Idaho Department of Insurance the numbers of program-eligible children covered as of January 31 of each year, on or before March 15 of that year. The annual assessment fee notice is sent to all carriers no later than April 15 with a due date of June 15. If the billing is greater than \$50,000, the carrier may request a quarterly installment plan.

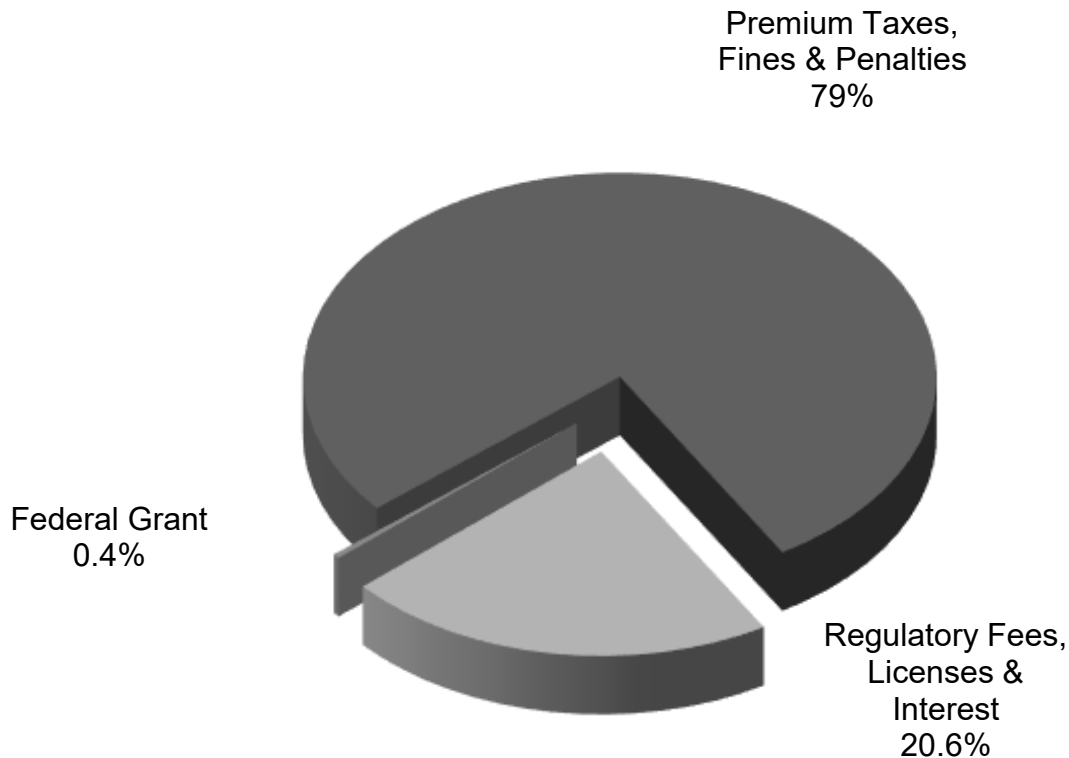
The 2018 assessment per program-eligible child was \$62.00.

### **Highlights for Year 2018**

◆ Total carriers assessed	150
◆ Total lives assessed	254,551
◆ Total funds assessed	\$15,773,182



**Department Fund Sources\***  
**For the Fiscal Year Ended June 30, 2019**

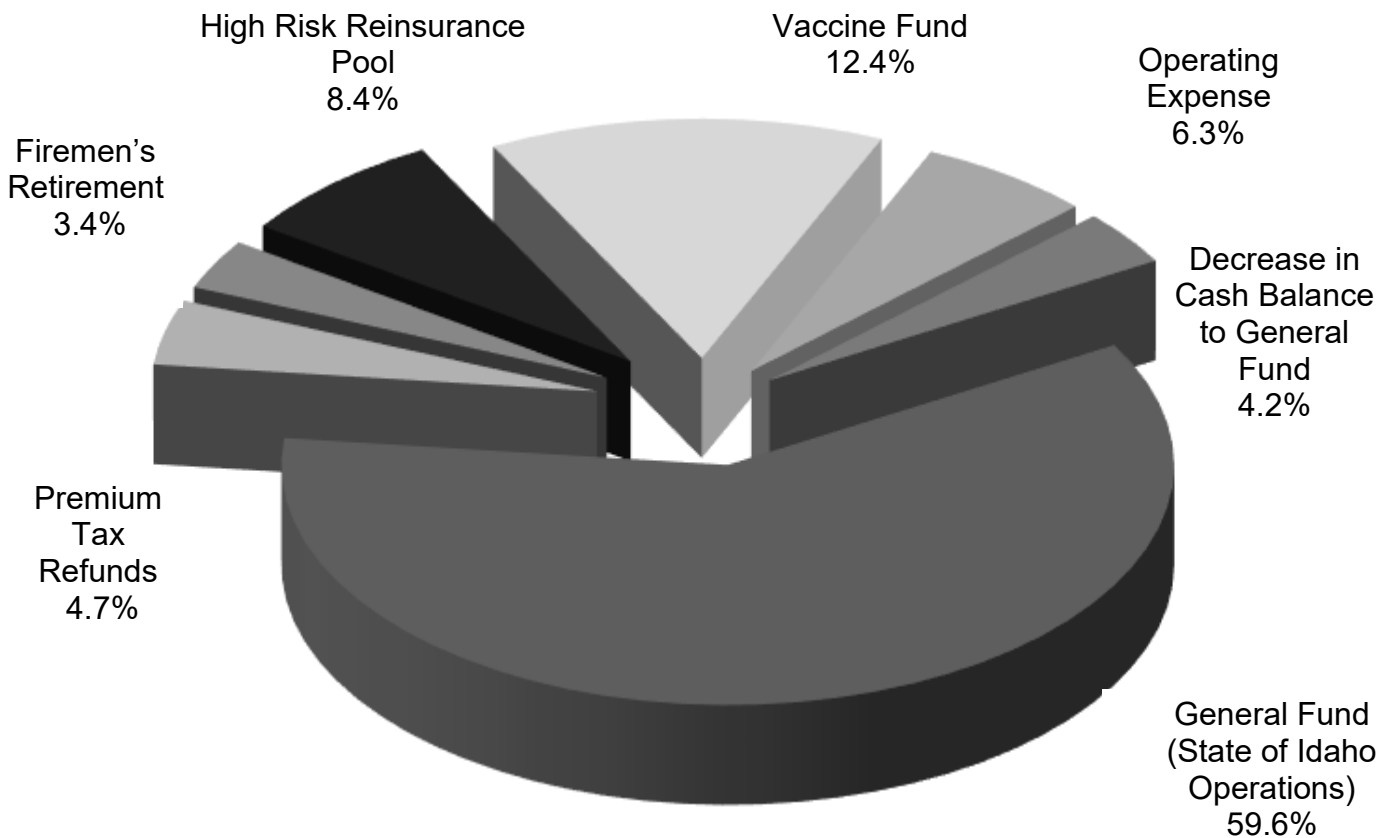


Premium Taxes, Fines & Penalties	\$	99,867,050
Regulatory Fees, Licenses & Interest		25,970,866
Federal Grant		<u>557,140</u>
Total	\$	<u><u>126,395,056</u></u>

Department receipts totaled over \$126 million in FY 2019. Taxes on insurance premiums constituted the largest portion (79%) of these receipts, amounting to \$99.9 million. Regulatory fees and licenses of \$26.0 million and federal grant funds of \$0.6 million accounted for the remainder of the FY 2019 receipts. Although premium taxes represent the Department's largest single source of receipts, these dollars are not utilized to finance Department operations. The majority of premium tax proceeds are distributed to the General Fund to finance other state programs. The balance of the premium tax proceeds are distributed to the Premium Tax Refund Fund, the Firemen's Retirement Program, and the High Risk Reinsurance Pool.

\*Includes the following funds: Insurance Administrative Account; Arson, Fire and Fraud Prevention Account; Idaho Immunization Dedicated Vaccine Fund; Insurance Insolvency Account; Cigarette Propensity Enforcement Fund; and Federal Grant Fund.

**Department Fund Applications\***  
**For the Fiscal Year Ended June 30, 2019**



General Fund	\$	75,351,916
Premium Tax Refunds		5,973,418
Firemen's Retirement (PERSI)		4,320,912
High Risk Reinsurance Pool		10,575,822
Immunization Dedicated Vaccine Fund		15,721,756
Department Operating Expenses		7,997,985
Decrease in Cash Balance to General Fund		<u>5,262,587</u>
Total	\$	<u>125,204,396</u>

In FY 2019, distributions to the General Fund totaled just over \$80.6 million, while distributions to the Premium Tax Refund Fund, the Firemen's Retirement Program, the High Risk Reinsurance Pool, the Idaho Immunization Dedicated Vaccine Fund were \$6.0 million, \$4.3 million, \$10.6 million, and \$15.7 million, respectively. The Department's operations are funded by regulatory fees, licenses, and other miscellaneous revenue sources. During FY 2019, the Department expended \$8.0 million, or 6.3% of its total receipts, to fund Department operations.

\* Includes the following funds: Insurance Administrative Account; Arson, Fire and Fraud Prevention Account; Idaho Immunization Dedicated Vaccine Fund; and Federal Grant Fund.

***Schedule of Receipts and Disbursements***  
***For the Fiscal Year Ended June 30, 2019***

<b><i>Insurance Administrative Fund</i></b>		
<b>Free Fund Balance, July 1, 2018</b>	\$ 12,005,229	
Encumbrances as of July 1, 2018	<u>18,996</u>	
<b>Total Free Fund Balance, July 1, 2018</b>		\$ 12,024,225
<b>Receipts:</b>		
Premium Taxes	\$ 99,757,192	
Licenses, Permits & Fees	8,382,223	
Fines & Penalties	109,858	
Other Revenue	<u>932,182</u>	
<b>Total Receipts</b>		<u>109,181,455</u>
<b>Total Cash Available</b>		<u>121,205,680</u>
<b>Disbursements:</b>		
Personnel Costs	\$ 4,562,871	
Communication Services	42,231	
Employee Development	35,620	
Other Services (Clerical)	12,794	
Professional Services	402,863	
Repairs & Maintenance	35,548	
Administrative Services	19,396	
Computer Services	882	
Employee Travel Costs	41,304	
Supplies	70,772	
Insurance	15,119	
Rental & Operating Leases	199,222	
Misc Expend (Investigative, Governmental Overhead)	712,855	
Capital Outlay	<u>358,433</u>	
<b>Total Disbursements</b>		(6,509,910)
<b>Prior Period Expenditures as of June 30, 2019</b>		(18,966)
<b>Encumbrances as of June 30, 2019</b>		940
<b>Transfers Out:</b>		
General Fund	\$ 75,351,916	
Insurance Refund Fund	9,618,400	
Firemen's Retirement (PERSI)	4,320,912	
Insurance Insolvency Fund	-	
High Risk Reinsurance Pool	10,575,822	
Excess Cash on July 1st to General Fund	<u>1,617,605</u>	
<b>Total Transfers Out</b>		<u>(101,484,655)</u>
<b>Free Fund Balance, June 30, 2019</b>		<u>\$ 13,191,210</u>

***Schedule of Receipts and Disbursements***  
***For the Fiscal Year Ended June 30, 2019***

<b><i>Arson, Fire &amp; Fraud Prevention Fund</i></b>		
Free Fund Balance, July 1, 2018	\$ 1,876,071	
Encumbrances as of July 1, 2018	<u>5,104</u>	
<b>Total Free Fund Balance, July 1, 2018</b>		<b>\$ 1,881,174</b>
<b>Receipts:</b>	<b>\$ 861,118</b>	
Licenses, Permits & Fees	39,174	
Interest Income	<u>20,413</u>	
Other Revenue		
<b>Total Receipts</b>		<b><u>920,705</u></b>
<b>Total Cash Available</b>		<b>2,801,879</b>
<b>Disbursements:</b>	<b>\$ 727,574</b>	
Personnel Costs	12,496	
Communication Services	14,236	
Employee Development	-	
Technical Services	10,353	
Repairs & Maintenance	-	
Administrative Services	-	
Computer Services	26,591	
Employee Travel Costs	32,787	
Supplies	417	
Insurance	47,586	
Rental & Operating Leases	1,669	
Miscellaneous Expenditures	<u>80,861</u>	
Capital Outlay		
<b>Total Disbursements</b>		<b>(954,571)</b>
Prior Period Expenditures as of June 30, 2019		<b>(5,104)</b>
Encumbrances as of June 30, 2019		<u>-</u>
<b>Free Fund Balance, June 30, 2019</b>		<b><u>\$ 1,842,205</u></b>

<b><i>Insurance Refund Fund</i></b>		
Free Fund Balance, July 1, 2018	\$ 40,000	
Transfers in from Insurance Administrative Fund	<u>9,618,400</u>	
<b>Total Cash Available</b>		<b>\$ 9,658,400</b>
<b>Disbursements:</b>	<b>\$ 5,973,418</b>	
Refunds of Premium Tax Overpayments		
<b>Total Disbursements</b>		<b>(5,973,418)</b>
<b>Transfers Out:</b>	<b>\$ 3,644,982</b>	
General Fund		
<b>Total Transfers Out</b>		<b><u>(3,644,982)</u></b>
<b>Free Fund Balance, June 30, 2019</b>		<b><u>\$ 40,000</u></b>

***Schedule of Receipts and Disbursements***  
***For the Fiscal Year Ended June 30, 2019***

<b><i>Federal Grant Fund</i></b>		
Free Fund Balance, July 1, 2018	\$ (35,203)	
Encumbrances as of July 1, 2018	<u>-</u>	
Total Free Fund Balance, July 1, 2018		\$ (35,203)
Receipts:		
Federal Grants	\$ 557,140	
Total Receipts		557,140
Advances Received		<u>-</u>
Total Cash Available		521,937
Transfers Out:		-
Disbursements:		
Personnel Costs	\$ 235,899	
Operating Expenses	297,606	
Sub-Grantee Payments	-	
Capital Outlay	<u>-</u>	
Total Disbursements		(533,504)
Prior Period Expenditures as of June 30, 2019		-
Encumbrances as of June 30, 2019		<u>-</u>
Free Fund Balance, June 30, 2019		<u>\$ (11,567)</u>

<b><i>Insurance Insolvency Fund</i></b>		
Free Fund Balance, July 1, 2018		\$ 100,000
Receipts		-
Transfers In (Reduction in General Fund Transfer)		<u>-</u>
Total Cash Available		100,000
Disbursements:	-	
Personnel Cost	-	
Supplies	-	
Communication Services	-	
Miscellaneous Expenditures	-	
Professional Services	-	
Employee Travel Costs	-	
Total Disbursements		-
Transfers Out:	\$ <u>-</u>	
General Fund		
Total Transfers Out		<u>-</u>
Free Fund Balance, June 30, 2019		<u>\$ 100,000</u>

***Schedule of Receipts and Disbursements***  
***For the Fiscal Year Ended June 30, 2019***

<b><i>Liquidation Trust Fund</i></b>		
Free Fund Balance, July 1, 2018		\$ 797,979
Receipts:		
Interest & Other Investment Income	\$ 18,406	
Sale of Services, Goods & Property	-	
Receipts to Trust	-	
Transfers In from Diversified Bond Fund		-
Total Receipts and Transfers In		<u>18,406</u>
Total Cash Available		816,386
Disbursements:		
Operating Expense	-	
Transfers Out:		
Account Liquidation - Transfer to Unclaimed Properties	\$ <u>289</u>	
Total Disbursements and Transfers Out		<u>(289)</u>
Free Fund Balance, June 30, 2019		<u>\$ 816,097</u>

<b><i>Cigarette Propensity Enforcement Fund</i></b>		
Free Fund Balance, July 1, 2018		\$ 455,000
Receipts:		
Regulatory Fees	\$ <u>14,000</u>	
Total Receipts		<u>14,000</u>
Total Cash Available		469,000
Disbursements:		
Expenditures	\$ <u>-</u>	
Total Disbursements		<u>-</u>
Free Fund Balance, June 30, 2019		<u>\$ 469,000</u>

***Schedule of Receipts and Disbursements***  
***For the Fiscal Year Ended June 30, 2019***

<b><i>Idaho Immunization Dedicated Vaccine Fund</i></b>		
Free Fund Balance, July 1, 2018		\$ <u>0</u>
Receipts:		
Regulatory Fees	\$ <u>15,721,756</u>	
Total Receipts		<u>15,721,756</u>
Total Cash Available		15,721,756
Disbursements:		
Disbursements	\$ <u>-</u>	
Total Disbursements		-
Transfers Out:		
Health & Welfare	\$ <u>15,721,756</u>	<u>(15,721,756)</u>
Total Transfers Out		<u>-</u>
Free Fund Balance, June 30, 2019		<u><u>-</u></u>

<b><i>Idaho High Risk Individual Reinsurance Pool</i></b>		
Free Fund Balance, July 1, 2018		\$ <u>-</u>
Transfer in from Insurance Administrative Fund		<u>10,575,822</u>
Total Cash Available		10,575,822
Disbursements:		
Payment to High Risk Pool	\$ <u>10,575,822</u>	
Total Disbursements		<u>(10,575,822)</u>
Transfers Out:		
Total Transfers Out		<u>-</u>
Free Fund Balance, June 30, 2019		<u><u>-</u></u>

# ***State Fire Marshal***

The State Fire Marshal's Office works with fire departments across Idaho, providing assistance with fire code interpretation, application, and enforcement. Staff conducts training sessions on the adopted fire code, incident reporting procedures, and fire investigations. The State Fire Marshal's Office is also responsible for reviewing plans for all state-owned or state-maintained buildings for compliance with fire and life safety codes. If requested by local fire departments, the State Fire Marshal can assist with local building plan reviews and inspections.

The State Fire Marshal has the statutory responsibility of being the chief arson investigation officer for the state of Idaho. When requested, he and his six deputies work with local authorities on the investigation of fires and explosions in Idaho.

Additionally, the State Fire Marshal's Office licenses the fire sprinkler contractors who work in Idaho; trains and certifies State fire code officials; and licenses persons and businesses that import or wholesale fireworks in the state. The office also maintains a recordkeeping system including data submitted from fire agencies that cover approximately 95% of the population of Idaho. They are committed to "*fighting fire with facts.*"

## ***Mission Statement***

*The State Fire Marshal's Office participates in and coordinates an integrated statewide system designed to protect human life from fire and explosions through fire prevention and the investigation of fires. The program involves fire prevention activities, fire/arson investigations and the operation of various statistical systems, including the Idaho Fire Incident Reporting System (IFIRS).*

## **Highlights for Year 2018**

◆ Total fires reported in Idaho	5,093
◆ Number of residential fires	1,208
◆ Total estimated dollar loss reported	\$50,675,668
◆ Civilian fatalities reported	23
◆ Firefighter fatalities	0

Idaho Code Section 41-254 requires that the State Fire Marshal make an annual report to the governor and the legislature by the 15th of July each year. The detailed annual report can be found at the State Fire Marshal's website:  
<https://doi.idaho.gov/sfm/>



# ***Consumer Services***

The Consumer Services Bureau consists of three sections: Senior Health Insurance Benefits Advisors (SHIBA), Consumer Affairs, and Investigations. The sections work together to protect the public's interest and ensure all participants (companies, producers, and consumers) are in compliance with the laws and rules that regulate the business of insurance in Idaho.

## ***SHIBA Program (Senior Health Insurance Benefits Advisors)***

Senior Health Insurance Benefits Advisors (SHIBA) is a free, unbiased resource empowering Idahoans, through community volunteers and partners, to make informed decisions about their Medicare choices.

Each year, SHIBA individually counsels thousands of Medicare beneficiaries, by phone or in person, in communities throughout Idaho. SHIBA conducts workshops and provides information to beneficiaries and those who help them. SHIBA has offices in Boise, Coeur d'Alene, and Pocatello. A network of certified volunteers and partners assist people in communities throughout the state.

SHIBA investigates complaints and issues regarding claims/billing, appeals/grievances, fraud and abuse, marketing/sales, quality of care, and non-renewal issues.

SHIBA services the general Medicare population and conducts targeted outreach for populations at risk or under-served due to race, cultural background, ethnicity, limited English proficiency, Medicare Medicaid dual eligibility, beneficiaries under 65 with disabilities, and individuals eligible for low income subsidy prescription drug coverage.

SHIBA promotes awareness of provisions of federal legislation, such as the Patient Protection and Affordable Care Act (ACA); the Medicare Improvement for Patients and Providers Act (MIPPA); and the Medicare Modernization Act of 2003, as they affect Medicare issues. Such issues include prevention and wellness benefits; changes to the Annual Open Enrollment Period (OEP); fraud prevention and awareness initiatives; and Durable, Medical Equipment, Prosthetics, Orthotics and Supplies (DMEPOS) competitive bidding.

### **Highlights for Year 2018**

◆ Total client contacts	15,732
◆ Total presentations and enrollment events	545
◆ People reached through presentations and events	18,116
◆ Medicare counseling hours	7,782

## **Consumer Affairs**

The Consumer Affairs Section is a primary contact for members of the public who have questions about insurance matters or who want to file a complaint regarding an insurance matter. The Section assists Idaho residents in a number of ways, including:

- Analyzing consumer, company, and producer complaints and problems relating to all facets of the insurance industry to determine if a violation of Idaho Code or contract provisions has occurred;
- Providing assistance to consumers, companies, producers, and legal representatives in the form of technical assistance on claims procedures, underwriting, insurance laws and rules;
- Reviewing insurance contracts, policies, and related documents to assure compliance with Idaho insurance laws and rules;
- Conducting investigations concerning alleged violations of insurance laws, evaluating the merit of the complaint or inquiry, and recommending a course of action to Department staff; and
- Providing technical expertise for market conduct examinations of domestic and foreign insurers.

The Consumer Affairs Section also provides information and services to consumers via the Department website, including:

- Answers to common insurance questions;
- Basic information regarding insurance products;
- Online complaint filing;
- Summaries of complaint data; and
- Updates regarding national health care reform.

Consumers can contact a Consumer Affairs Officer through the toll-free Consumer Assistance Helpline, by mail, fax, or the Internet, or by calling or visiting the Department's offices in Boise or Pocatello.

### **Highlights for Year 2018**

New consumer complaints	887*
Consumer complaints closed	849*
Calls/inquiries from the public	6,872
Funds recovered for the public	\$872,759
Producer law classes and other presentations	12
	(374 participants)
Outreach efforts	42
	(4,058 participants)

\*Starting with 2017, consumer complaints opened/closed does not include health external reviews.

## ***Fraud Investigations***

The Investigations Section actively investigates, refers for prosecution, and seeks restitution from those who commit insurance fraud, a felony that can result in a sentence of up to 15 years in prison and a \$15,000 fine. Whatever its form, insurance fraud is a crime that impacts everyone by increasing the cost of insurance premiums and related goods and services. When allowed to go unchecked, insurance fraud has a severe negative effect on the economy as a whole.

The Section's mission is two-fold: first, to protect Idaho insurance consumers from dishonest individuals transacting insurance; second, to pursue allegations of individuals filing fraudulent claims against insurance companies. The Section fulfills its mission through criminal and administrative investigations to determine whether a person has violated any provision of Title 41, Idaho Code.

Two special prosecutors from the Office of the Attorney General review and prosecute criminal insurance cases referred by the Section. Additionally, three Deputy Attorneys General pursue administrative enforcement actions against licensees. The Section also works with the State Fire Marshal's Office on insurance-related arson investigations.

The Investigations Section aims to be recognized as a leader in the fight against insurance fraud by creating partnerships with other criminal justice and law enforcement entities, educating the insurance industry, conducting community presentations and distributing written materials. These activities have significantly increased public awareness.

### **Highlights for Year 2018**

Reports of suspected fraud received	336
Opened cases	146
Cases referred to attorney general for criminal charges	28
Cases referred to attorney general for administrative action	4
Criminal convictions	12
Administrative actions	2

# ***Company Activities***

The Company Activities Bureau consists of three sections: Examinations, Analysis, and Licensing. Although each section has separate functions, all work in close association on some issues.

## ***Examinations & Analysis***

The Examinations and Analysis Sections monitor the financial condition of insurance entities conducting business in the state of Idaho. This helps ensure that each entity complies with Idaho law and that the financial obligations of the entity to its policyholders will be met. Regulated entities include domestic and foreign stock and mutual insurers, fraternal benefit societies, managed care organizations (MCOs), reciprocal insurers, self-funded health care plans, risk retention and purchasing groups, accredited reinsurers, county mutual insurers, hospital and professional service corporations, surplus lines insurers, title insurers, and rating organizations. The Examinations Section also includes a Title Examiner and Insurance Market Specialist who regulates the title industry in Idaho, and an Insurance Analyst Sr. who addresses market issues.

Major functions of the Examinations Section include:

- Examination of the financial and market conduct conditions of Idaho domestic insurers to ensure that they are operating in accordance with Idaho insurance laws and rules and the National Association of Insurance Commissioners (NAIC) Accounting Practices and Procedures Manual. Examinations are prescribed by law to be conducted at least once every five years but may be undertaken more frequently if the Director deems necessary. Examinations of self-funded health benefit plans and other regulated entities are also performed.
- Regulation of all aspects of title agencies operating in Idaho, including title agent licensing, examining title agent operations and title plants, reviewing three-year escrow audits, handling consumer and industry complaints, enforcing compliance with Idaho Code and Department rules, reviewing escrow rate filings, and reviewing insurer title insurance rates and forms as required.
- Initial licensing for third party administrators (TPAs) who want to operate in Idaho. Determination of whether TPAs continue to meet licensing requirements based on annual filings.
- Receiving and recording corporate changes for insurers and other regulated entities (e.g., name changes, mergers, and redomestications).
- Market analysis and other review of insurers operating in Idaho in order to identify areas of non-compliance with the Idaho Insurance Code. This is done by reviewing consumer complaint data, national and state industry trends, conducting baseline analysis (benchmarking insurers against each other), and reviewing market conduct annual statements and other pertinent information, including financial data.
- Leading Idaho's participation in interstate collaborative actions, providing technical expertise, and conducting or participating in market conduct examinations of domestic and foreign insurers.

Major functions of the Analysis Section include:

- Financial analysis and review of Idaho domestic company financial reports to determine compliance with all Idaho Code requirements, financial solvency, and ability to meet contractual obligations to policyholders. This includes review of annual statements, quarterly statements, audited financial statements, and other filings made by an insurer. The focus is primarily on the solvency of Idaho domestic insurers and the monitoring of foreign companies licensed in Idaho.
- Financial analysis and review of financial statements and other filings of Idaho registered self-funded health plans regulated under Title 41, Chapters 40 and 41, Idaho Code, to determine compliance with Idaho Code requirements, financial solvency, and ability to meet obligations to beneficiaries.
- Initial licensing or authorization of insurers or other regulated entities to transact business in the state via the granting of a certificate of authority or registration. The admission process is completed in an effective and timely manner to admit financially sound insurers and related entities that will offer quality insurance products or related services to Idaho residents. The Section also maintains reinsurance only (accredited reinsurer) and surplus line (white list) listings.
- Monitoring and regulation of Idaho holding company systems of which an insurer is a part, in accordance with Title 41, Chapter 38, Idaho Code, to promote public interest and the interests of Idaho policyholders and shareholders.

## ***Company Examinations and Admissions***

### **Companies Admitted/Listed/Registered in 2018**

<b><u>License #</u></b>	<b><u>Company Name/Type</u></b>	<b><u>Domicile State</u></b>
-------------------------	---------------------------------	------------------------------

#### **Advisory Organization**

4451	ACORD Corporation	DE
------	-------------------	----

#### **Charitable Gift Annuities**

4443	A.T. Still University	MO
4462	Columbia International University	NY
4470	Emory University	GA
4469	Endowment Fund of the Evangelical Lutheran Church in America	IL
4439	New York University	NY
4453	PBS Foundation	DC

#### **Certified Reinsurers**

4476	Hannover Ruck SE	Germany
------	------------------	---------

#### **Fraternal Benefit Society**

4442	GCU	PA
------	-----	----

#### **Life/Health**

4444	Clear Spring Life Insurance Company	TX
4434	First Care, Inc.	MD
4467	Omaha Insurance Company	NE

#### **Managed Care Organizations**

4191	Blue Cross of Idaho Care Plus, Inc.	ID
4475	Mount Carmel Health Plan of Idaho, Inc.	ID
4464	Northwest Dental Benefits, LLC	ID

#### **Property/Casualty**

4449	American Strategic Insurance Company	FL
4435	CGB Insurance Company	IN
4461	EMC Property & Casualty Company	IA
4468	ISMIE Mutual Insurance Company	IL
4454	JM Specialty Insurance Company	WI
4437	Main Street America Protection Insurance Company	FL
4425	Mutualaid Exchange	KS
4477	SFM Mutual Insurance Company	MN
4440	SU Insurance Company	WI
4460	Union Insurance Company of Providence	IA

**Companies Admitted/Listed/Registered in 2018 (continued)**

<b><u>License #</u></b>	<b><u>Company Name/Type</u></b>	<b><u>Domicile State</u></b>
-------------------------	---------------------------------	------------------------------

**Purchasing Groups**

4424	Accountants Risk Purchasing Group, Inc.	IL
4431	AMPRO Risk Purchase Group LLC	FL
4430	Coalition of Restaurants and Fine Dining Establishments, Inc.	DE
4474	Engineers Risk Purchasing Group, Inc.	IL
4452	Financial Solutions Risk Purchasing Group	IL
4450	Fraternal and Service Organizations Risk Purchasing Group	IL
4438	International Entertainment & Sports RPG	IL
4455	National Home Inspectors Risk Purchasing Group	IL
4451	National Hospitality Risk Purchasing Group	IL
4459	National Legal Professionals Risk Purchasing Group	IL
4447	National Photographers Risk Purchasing Group	IL
4463	Nonprofit Insurance Risk Purchasing Group, LLC	CA
4426	OREP Risk Purchasing Group	IL
4446	Outdoor Solutions Risk Purchasing Group	IL
4428	Premier Attorneys Purchasing Group, Inc.	IL
4427	Professional Agents Risk Purchasing Group, Inc.	DE
4458	Professional Home Services Risk Purchasing Group	IL
4429	Strategic Hub International Excess Liability Defender Inc.	RI
4466	U.S. Risk Lawyers Advantage RPG, Inc.	TX

**Reinsurance Only Company**

4423	American European Insurance Company	NH
4465	Glencar Insurance Company	WI

**Risk Retention Groups**

4471	MCMIC Risk Retention Group, Inc.	VT
4445	Paratransit Insurance Company, A Mutual Risk Retention Group	TN

**Self-Funded Health Care Plan**

4456	City of Chubbuck Health Plan Trust	ID
------	------------------------------------	----

**Surplus Lines**

4422	Brookwood Insurance Company	IA
4473	Centennial Casualty Company	AL
4436	Crystal Ridge Specialty Insurance Company	IL
4472	Falls Lake Fire and Casualty Company	CA
4433	Medical Security Insurance Company	NC
4448	Third Coast Insurance Company	WI
4441	Trisura Specialty Insurance Company	OK
4432	Vault E&S Insurance Company	AR

## **Classification of Active and Suspended Companies 2018**

### **Licensed**

County Mutual Fire	1
Fraternal Benefit Societies	15
Hospital and Professional Service Corporations	1
Hospital Liabilities Trusts	0
Life & Disability	425
Managed Care Organizations	22
Petroleum Clean Water Trusts	1
Property & Casualty	831
Title	14

### **Listed**

Accredited Reinsurers	23
Certified Reinsurers	2
Advisory Organizations	9
Charitable Gift Annuities	328
Surplus Lines	159
Trusteed Reinsurers	17

### **Registered**

Purchasing Groups	268
Rating Organizations	7
Risk Retention Groups	78
Self-Funded Employee Health Care Plans	14

### **Other Regulated Entities**

Guaranty Associations	3
Surplus Lines Associations	1
Total Companies Regulated	2,219



## **Companies Expired, Delisted, Revoked or Withdrawn in 2018**

### **Life/Health Companies**

Lifewise Health Plan of Oregon Inc.	Withdrawn	October 26, 2018
-------------------------------------	-----------	------------------

### **Property/Casualty Companies**

AIOI Nissay Dowa Insurance Company of America	Withdrawn	September 18, 2018
Suecia Insurance Company	Withdrawn	May 15, 2018
Titan Indemnity Company	Withdrawn	June 29, 2018

### **Purchasing Groups**

ACSI Educators Liability Risk Purchasing Group	Withdrawn	March 22, 2018
Ascension Health Risk Purchasing Group, Inc.	Withdrawn	April 3, 2018
Construction Professionals' Risk Purchasing	Expired	June 8, 2018
DeWitt Stern Cultural Institution Risk Purchasing Group, Inc.	Withdrawn	July 17, 2018
Fitco Risk Purchasing Group, LLC	Withdrawn	March 30, 2018
Forestry Services Risk Purchasing Group	Expired	June 8, 2018
Hospitality Risk Purchasing Group of America	Withdrawn	March 29, 2018
Magaw Health Care Professionals Purchasing	Withdrawn	June 4, 2018
National Purchasing Group For Pest Control Operators, Inc.	Withdrawn	February 28, 2018
Real Estate Appraisers Professional Liability Ins. P.G.	Withdrawn	April 30, 2018
Short-Term Special Events, Inc.	Withdrawn	March 26, 2018

### **Risk Retention Groups**

Aviation Alliance Insurance Risk Retention Group, Inc.	Withdrawn	March 1, 2018
Oceanus Insurance Company, A Risk Retention Group	Terminated	May 1, 2018
Spirit Commercial Auto Risk Retention Group, Inc.	Withdrawn	November 7, 2018

### **Surplus Line Insurers**

Founders Insurance Company	Delisted	June 1, 2018
Reliamax Surety Company	Delisted	June 27, 2018
Titan Insurance Company	Delisted	July 19, 2018

### Companies Merged in 2018

#### Merged Companies

**906** American Family Life Assurance Company of Columbus

**1227** American Modern Life Insurance Company

**41** General American Life Insurance Company

**2773** Kanawha Insurance Company

**3563** Dentists Benefits Insurance Company

**1394** United Guaranty Mortgage Indemnity Company

**2021** Western Heritage Insurance Company

#### Merged with/into

**4388** Nebraska Life Assurance Company\*  
April 1, 2018

*\*Changed name back to American Family Life Assurance Company of Columbus April 1, 2018.*

**1512** Securian Life Insurance Company  
December 31, 2018

**1572** Metropolitan Tower Life Insurance Company  
April 27, 2018

**1065** Continental General Insurance Company  
October 25, 2018

**3427** Dentists Insurance Company  
December 31, 2018

**671** United Guaranty Residential Insurance Company  
September 30, 2018

**2006** Scottsdale Insurance Company  
October 1, 2018

## ***Premium Tax***

Premium taxes collected by the Department of Insurance are deposited in the Insurance Administrative Fund #0229-10 to be distributed as follows:

- That amount as needed up to 20% for the refund account (Idaho Code 41-406(1)(a));
- A portion to the PERSI Firemen's Retirement Account (Idaho Code Sections 59-1394 & 41-406(1)(b));
- That amount (not to exceed \$200,000 in any one year) necessary to cover administrative costs incurred by the Department in placing insurance companies into receivership or supervision to the extent that such costs cannot be satisfied from the assets of the companies (Idaho Code Section 41-406(1)(c));
- After all other statutory deductions from insurance premium tax revenues have been made, if the revenues remaining exceed \$45 million, one-fourth of such excess is appropriated and paid to the Idaho Individual High Risk Reinsurance Pool fund (Idaho Code Section 41-406(1)(d)). The moneys in this fund are used to pay the costs associated with providing health insurance coverage to high risk individuals regardless of health status or claims experience;
- Remaining balance to the General Fund (Idaho Code Section 41-406(1)(e)).

Premium taxes collected from authorized insurers are in lieu of all other state and local taxes payable in the state of Idaho with the exception of real property tax (Idaho Code Section 41-405).

The annual premium tax liability is based on calendar year premiums written minus dental premiums, which are taxed at \$0.04 per subscriber per month. Premium taxes are prepaid in quarterly installments based on the prior year's premiums and the current year's tax rates. The installments are as follows: 60% due June 15, 20% due September 15, and 15% due December 15. The reconciliation payment is made on March 1 of the next year (Idaho Code Section 41-402(3)).

Premium tax offsets are allowed to the extent of 100% of the premium tax liability, unless otherwise indicated:

- **Workers' Compensation Offset** – All workers' compensation insurers must pay a 2.00% premium tax on Idaho premiums written to the Idaho Industrial Commission. Insurers are allowed to offset 50% of this tax against the workers' compensation tax liability with the Department of Insurance. The premium taxes paid to the Industrial Commission at the 2.00% rate should not be confused with the additional Department of Insurance 1.50% premium tax rate. The tax credit can only offset the workers' compensation premium tax liability and cannot be allowed against any other lines of insurance (Idaho Code Section 72-523(4)).
- **Insurance Guaranty Association Offset** – Property and casualty insurers may offset their premium tax liability to the extent of 20% of the assessment for each of the five years following the year the assessment is paid. An allowable offset, or portion thereof, not used in any calendar year cannot be carried over or back to any other year. The total offsets cannot exceed the tax liability or total assessment paid. (Idaho Code Section 41-3616(1)).
- **Idaho Life & Health Guaranty Association Offset** – A premium tax offset is allowed for all Class B and Class C assessments. Insurers may take any portion of the assessment as an offset in any of the five years following the year the assessment is paid. Offsets are limited to 20% of each assessment paid. An allowable offset, or portion thereof, not used in any calendar year cannot be carried over or back to any other year. The total offsets cannot exceed the tax liability or total assessment paid (Idaho Code Section 41-4313(1)).

**Summary of Premium Tax Collection**  
**Calendar Years 2014 through 2018**  
**(all figures are rounded to the nearest thousand)**

**STOCK & MUTUAL INSURERS:**

Idaho Code Sections 41-402 through 41-405

Calendar Year	Taxable Premiums	Percentage Increase of Premiums	Premium Tax
2014	4,458,287,000	5.46%	65,395,000
2015	4,746,493,000	6.46%	69,597,000
2016	4,875,546,000	2.72%	71,685,000
2017	4,956,346,000	1.66%	73,962,000
2018	5,316,567,000	7.27%	79,748,000

5 year average:

\$4,870,648,055

\$72,077,625

**HOSPITAL & PROFESSIONAL SERVICE CORPORATIONS:**

Idaho Code Section 41-3427

Calendar Year	Premiums Written	Percentage Increase of Premiums	Subscriber Tax
2014	44,836,000	5.66%	52,000
2015	42,710,000	-4.74%	27,000
2016	48,711,000	14.05%	31,000
2017	52,496,000	7.77%	34,000
2018	58,535,000	11.50%	37,000

5 year average:

\$49,457,669

\$36,157

**MANAGED CARE ORGANIZATIONS:**

Idaho Code Section 41-3922

Calendar Year	Premiums Written	Percentage Increase of Premiums	Subscriber/Premium Tax
2014	177,025,000	44.29%	2,548,000
2015	274,812,000	55.24%	4,075,000
2016	390,817,000	42.21%	5,734,000
2017	490,438,000	25.49%	7,492,000
2018	512,833,745	4.57%	7,692,506

5 year average:

369,185,136

\$5,508,344

**SURPLUS LINES BROKERS:**

Idaho Code Section 41-1229

Calendar Year	Taxable Premiums	Percentage Increase of Premiums	Premium Tax
2014	78,808,000	2.48%	1,182,000
2015	89,473,000	13.53%	1,342,000
2016	101,541,000	13.49%	1,523,000
2017	109,120,000	7.46%	1,636,000
2018	116,529,000	6.79%	1,747,000

5 year average:

\$99,094,399

\$1,486,210

**TITLE INSURERS:**

Idaho Code Sections 41-402 through 41-405

Calendar Year	Taxable Premiums	Percentage Increase of Premiums	Premium Tax
2014	30,035,000	5.57%	451,000
2015	36,210,000	20.56%	543,000
2016	47,312,000	30.66%	710,000
2017	54,593,000	15.39%	819,000
2018	64,004,000	17.24%	960,000

5 year average:

\$46,430,789

\$696,591

**RISK RETENTION GROUPS:**

Idaho Code Sections 41-4805 and 41-402 through 41-405

Calendar Year	Taxable Premiums	Percentage Increase of Premiums	Premium Tax
2014	6,479,000	24.52%	97,000
2015	8,568,000	32.24%	129,000
2016	8,685,000	1.37%	130,000
2017	7,219,000	-16.87%	108,000
2018	5,555,000	-23.05%	83,000

5 year average:

\$7,301,426

\$109,533

Taxes are calculated on Idaho premium tax base rate of 1.5% and \$0.04 per dental contract.  
Does not include retaliatory premium tax rates.

**Premium Tax Rates - Calendar Years 2014 through 2018**

CALENDAR YEAR	STOCK & MUTUAL INSURERS	HOSPITAL & PROFESSIONAL SERVICE CORPORATIONS	MANAGED CARE ORGANIZATIONS	SELF-FUNDED HEALTH CARE PLANS	SURPLUS LINES BROKERS	TITLE INSURERS	RISK RETENTION GROUPS
2014	1.50% 4 cents per dental subscriber certificate per month	4 cents per subscriber certificate per month	1.50%	4 cents per beneficiary per month	1.50%	1.50%	1.50%
2015	1.50% 4 cents per dental subscriber certificate per month	4 cents per subscriber certificate per month	1.50%	4 cents per beneficiary per month	1.50%	1.50%	1.50%
2016	1.50% 4 cents per dental subscriber certificate per month	4 cents per subscriber certificate per month	1.50%	4 cents per beneficiary per month	1.50%	1.50%	1.50%
2017	1.50% 4 cents per dental subscriber certificate per month	4 cents per subscriber certificate per month	1.50%	4 cents per beneficiary per month	1.50%	1.50%	1.50%
2018	1.50% 4 cents per dental subscriber certificate per month	4 cents per subscriber certificate per month	1.50%	4 cents per beneficiary per month	1.50%	1.50%	1.50%

## ***Producer Licensing***

The Producer Licensing Section reviews and processes license applications and issues and maintains over 122,000 licenses, including resident and non-resident business entities and individuals. The Section oversees 13 license types and their related procedures, statutes, and rules. Section goals remain efficiency, security, and service.

Producer Licensing continues to seek out administrative efficiencies by utilizing online services through approved vendors. Services include license applications and renewals, appointments, address changes, license copies, continuing education courses, and CE credit downloads. Applicants and licensees utilize online services for 90-95% of all licensing transactions. This factor allows the turnaround time for non-resident licensing to remain 1-2 days. The FBI fingerprinting process is completely digitized, providing greater security and quicker response times for resident applicants.

Producer Licensing website information is regularly updated to provide the most current information and services available. The Section maintains efficient and secure licensing environment by utilizing document imaging for license records and email correspondence for agency communications to licensees.

## ***Continuing Education***

The Continuing Education (CE) Rule, IDAPA 18.06.04, requires resident insurance licensees to complete 24 credit hours of continuing education within each two-year licensing period, which expires at the end of the individual's birth month. At least three of the 24 hours must be obtained in insurance ethics courses. Mandated training has been adopted by the Department for annuity suitability, flood, and long-term care policy sales. Non-resident and limited lines producers are exempt from CE requirements for Idaho.

Appointed members of the CE Advisory Committee meet monthly to review provider course applications to ensure quality courses are available to Idaho producers. CE rules are also in place to maintain high standards for CE courses. Presentation methods are available to licensees in a variety of formats including correspondence, internet, seminar, teleconference, traditional classroom, and webcast/webinar.

### **Highlights for Year 2018**

◆ License applications received	27,426
◆ Licenses issued	24,513
◆ Total licenses as of 1/1/2019	122,357
◆ Total licenses renewed	32,127
◆ CE courses added	2,288

# ***Product Review***

The Product Review Bureau consists of one section: Rates and Forms.

## ***Rates and Forms***

The Rates and Forms Section accepts property, casualty, health and life policy contracts and related forms with the company certification stating they comply with Idaho Code and are not ambiguous, misleading or deceptive. The Section accepts advertising filings for life and health and reviews rate filings for various lines of insurance including individual and small group health rate manuals, Medicare supplement, long-term care, private passenger automobile, homeowners and credit. The objective is to ensure that rates are not inadequate, excessive or unfairly discriminatory.

This Section is primarily responsible for administering rate and form laws on a file-and-use basis. Idaho Code Section 41-1812 states: "No basic insurance policy or annuity contract form, or application form where written application is required and is to be made a part of the policy or contract, or printed rider or endorsement form or form of renewal certificate, shall be delivered, or issued for delivery in this state, unless the form has been filed with the director." Although all major lines of insurance are monitored, the Section is alert to filings involving private passenger automobile rate changes, bail bonds, certificates of assumption, company mergers, credit life and disability, life settlement, consumer credit reporting, health products, long-term care, managed care organizations, Medicare supplements, title and workers' compensation. Unless the forms are submitted and filed with the Rates and Forms Section, they may not be issued to residents of Idaho.

The Department receives policy and rate filings from 1,330 companies licensed or registered to sell products in Idaho. The Department received 5,323 separate filings in 2018 via SERFF (System for Electronic Rate and Form Filing), resulting in the following total number of forms and rates for all filings submitted in 2018, as shown in the following chart.



## Highlights for Year 2018

<u>Business Line</u>	<u>Forms</u>	<u>Rates</u>
Advertising	978	0
Aircraft	509	2
Annuities	596	0
Boiler & Machinery	17	2
Commercial Auto	1,415	145
Commercial Package	2,859	152
Credit Life	11	3
Farmowners	148	4
Fidelity/Surety	258	35
General Liability	12,039	372
Group Health	2,030	104
Group Life	209	1
HMO	640	8
Homeowners	522	72
Individual Health	1,065	90
Individual Life	184	2
Inland Marine	773	118
Life Settlement	7	0
Long-Term Care	10	15
Medical Malpractice	484	15
Medicare Supplement	91	121
Personal Auto	396	114
Property	982	129
Title	278	5
Workers' Compensation	173	61
Other All Lines	1,418	59

# Summary of Annual Statements

## Idaho Experience and Market Share of Top 20 Stock and Mutual Companies by Line of Business - 2018

	Page
Fire.....	35
Allied Lines.....	35
Multiple Peril Crop.....	36
Federal Flood.....	37
Private Crop.....	38
Private Flood.....	38
Farmowners Multiple Peril.....	39
Homeowners Multiple Peril.....	40
Commercial Multiple Peril (Liability Portion).....	41
Mortgage Guaranty.....	42
Ocean Marine.....	42
Inland Marine.....	43
Financial Guaranty.....	44
Medical Professional Liability.....	44
Earthquake.....	45
Group Accident and Health.....	46
Credit Accident and Health (Group and Individual).....	46
Non-Cancelable Accident and Health.....	47
Guaranteed Renewable Accident and Health.....	47
Non-Renewable for Stated Reasons Only.....	47
Other Accident Only.....	47
All Other Accident and Health.....	48
Workers' Compensation.....	48
Other Liability — Occurrence.....	49
Other Liability — Claims-Made.....	50
Excess Workers' Compensation.....	51
Products Liability.....	51
Private Passenger Auto No-Fault (Personal Injury Protection).....	52
Other Private Passenger Auto Liability.....	53
Commercial Auto No-Fault (Personal Injury Protection).....	54
Other Commercial Auto Liability.....	54
Commercial Auto Physical Damage.....	55
Private Passenger Auto Physical Damage.....	56
Aircraft.....	57
Fidelity.....	57
Surety.....	58
Burglary and Theft.....	59
Boiler and Machinery.....	60
Credit.....	60
Warranty.....	61
Aggregate Write-ins for Other Lines of Business.....	62
Accident and Health-Life, Health and Managed Care Companies.....	63
Title.....	63

	<b>Page</b>
Credit Life.....	64
Group Life and Annuity — Group Life.....	65
Industrial Life.....	66
Ordinary Life and Annuity — Life Premiums.....	67
Ordinary Life and Annuity — Annuity Considerations.....	67
Private Flood.....	64
<b>Summary of Financial Condition as of December 31, 2018.....</b>	<b>69</b>
Life and Disability Insurers.....	69
Property and Casualty Insurers.....	81
Managed Care Organizations.....	99
Hospital and Professional Service Corporations.....	99
Hospital Trusts.....	99
County Mutual Fire Company.....	99
Fraternal Benefit Societies.....	100
Title Companies.....	100
<b>Summary of Business in Idaho for Calendar Year 2018.....</b>	<b>101</b>
Life and Health Insurers.....	101
Property and Casualty Insurers.....	114

**2018 Business**

<b>Fire</b>						
<b>Company Name</b>	<b>Direct Premiums Written</b>	<b>Market Share</b>	<b>Direct Premiums Earned</b>	<b>Direct Losses Incurred</b>	<b>Loss Ratio</b>	
Safeco Ins Co Of Amer	2,374,916	8.50%	2,276,325	1,477,536	64.91%	
Factory Mut Ins Co	1,765,823	6.32%	1,595,706	(356,332)	-22.33%	
Travelers Ind Co	1,646,918	5.90%	1,595,583	1,361,185	85.31%	
American Home Assur Co	1,407,590	5.04%	1,308,843	1,178,443	90.04%	
Foremost Ins Co Grand Rapids MI	1,264,749	4.53%	1,139,330	960,266	84.28%	
Auto Owners Ins Co	1,129,905	4.04%	1,011,873	1,147,060	113.36%	
Travelers Prop Cas Co Of Amer	1,087,102	3.89%	1,044,450	406,114	38.88%	
Penn Millers Ins Co	893,834	3.20%	680,871	54,868	8.06%	
XL Ins Amer Inc	871,463	3.12%	797,442	(7,626)	-0.96%	
The Cincinnati Ins Co	842,366	3.02%	851,794	251,863	29.57%	
Zurich Amer Ins Co	839,567	3.01%	834,282	54,647	6.55%	
Affiliated Fm Ins Co	675,495	2.42%	840,922	146,438	17.41%	
Employers Mut Cas Co	637,341	2.28%	605,561	285,649	47.17%	
Aspen Amer Ins Co	613,646	2.20%	385,058	271,270	70.45%	
Verlan Fire Ins Co MD	608,798	2.18%	631,264	0	0.00%	
Standard Guar Ins Co	548,729	1.96%	549,739	149,488	27.19%	
Allianz Global Risks US Ins Co	541,164	1.94%	752,055	4,711	0.63%	
Germ State Ins Co	495,986	1.78%	508,774	0	0.00%	
Liberty Mut Fire Ins Co	420,399	1.50%	437,113	55,280	12.65%	
Acuity A Mut Ins Co	405,030	1.45%	382,730	41,012	10.72%	
ALL OTHERS (184)	8,864,851	31.73%	8,848,952	2,249,103	4456.65%	
TOTALS	27,935,672	100.00%	27,078,667	9,730,975	35.94%	
<b>Allied Lines</b>						
<b>Company Name</b>	<b>Direct Premiums Written</b>	<b>Market Share</b>	<b>Direct Premiums Earned</b>	<b>Direct Losses Incurred</b>	<b>Loss Ratio</b>	
Safeco Ins Co Of Amer	3,727,089	15.62%	3,570,565	3,845,830	107.71%	
Factory Mut Ins Co	3,364,151	14.10%	2,995,891	51,948	1.73%	
Standard Guar Ins Co	1,273,938	5.34%	1,277,264	332,193	26.01%	
Travelers Ind Co	1,003,896	4.21%	933,688	(51,729)	-5.54%	
United Serv Automobile Assn	800,210	3.35%	827,061	970,060	117.29%	
The Cincinnati Ins Co	739,768	3.10%	715,351	797,843	111.53%	

**2018 Business****Allied Lines (continued)**

Farm Bureau Mut Ins Co Of ID	696,547	2.92%	696,547	844,342	121.22%
Employers Mut Cas Co	685,441	2.87%	599,180	287,535	47.99%
Foremost Ins Co Grand Rapids MI	622,690	2.61%	559,432	8,206	1.47%
Travelers Prop Cas Co Of Amer	580,693	2.43%	558,325	23,254	4.17%
Zurich Amer Ins Co	571,622	2.40%	564,277	80,832	14.32%
RSUI Ind Co	556,844	2.33%	501,226	(5,089)	-1.02%
USAA Cas Ins Co	507,285	2.13%	502,373	339,005	67.48%
Automobile Ins Co Of Hartford CT	408,011	1.71%	445,229	464,291	104.28%
Affiliated Fm Ins Co	350,172	1.47%	435,947	27,421	6.29%
Acuity A Mut Ins Co	337,173	1.41%	323,550	819,900	253.41%
Federated Rural Electric Ins Exch	323,555	1.36%	301,778	(12,734)	-4.22%
Mitsui Sumitomo Ins Co of Amer	317,561	1.33%	161,672	17,992	11.13%
Penn Millers Ins Co	298,065	1.25%	227,075	49,013	21.58%
Emcasco Ins Co	264,053	1.11%	253,373	196,601	77.59%
ALL OTHERS (191)	6,427,904	26.94%	6,503,810	9,202,150	10556.73%
TOTALS	23,856,668	100.00%	22,953,614	18,288,864	79.68%

**Multiple Peril Crop**

Company Name	Direct Premiums Written	Market Share	Direct Premiums Earned	Direct Losses Incurred	Loss Ratio
Ace Prop & Cas Ins Co	25,774,989	36.01%	25,264,207	12,710,891	50.31%
NAU Country Ins Co	15,401,918	21.52%	11,247,977	3,303,151	29.37%
FMH Ag Risk Ins Co	7,819,802	10.93%	7,958,204	1,199,736	15.08%
Rural Comm Ins Co	7,730,925	10.80%	7,617,946	3,738,070	49.07%
American Agri Business Ins Co	5,898,854	8.24%	5,799,780	2,515,870	43.38%
Farm Bureau Mut Ins Co Of ID	2,869,445	4.01%	2,869,445	1,879,636	65.51%
CGB Ins Co	1,750,993	2.45%	197,334	156,212	79.16%
Producers Agriculture Ins Co	1,669,692	2.33%	1,700,281	2,757,340	162.17%
Great Amer Ins Co	923,908	1.29%	890,250	582,641	65.45%
Agri Gen Ins Co	637,545	0.89%	663,887	382,569	57.63%
Guideone Mut Ins Co	604,855	0.85%	604,855	1,180,675	195.20%
Farmers Mut Hail Ins Co Of IA	480,403	0.67%	306,992	27,106	8.83%
Western Agric Ins Co	11,116	0.02%	10,258	29,073	283.42%
Aspen Amer Ins Co	0	0.00%	257,976	92,592	35.89%

**2018 Business****Multiple Peril Crop (continued)**

Casualty Underwriters Ins Co	0	0.00%	3,875	128,500	3316.13%
Atlantic Specialty Ins Co	-326	0.00%	(326)	0	0.00%
TOTALS	71,574,119	100.00%	65,392,941	30,684,062	46.92%

<b>Federal Flood</b>					
<b>Company Name</b>	<b>Direct Premiums Written</b>	<b>Market Share</b>	<b>Direct Premiums Earned</b>	<b>Direct Losses Incurred</b>	<b>Loss Ratio</b>
American Bankers Ins Co Of FL	615,686	18.21%	678,136	47,083	6.94%
Hartford Ins Co Of The Midwest	479,102	14.17%	543,652	2,983	0.55%
Farmers Ins Co Of ID	418,915	12.39%	439,708	206,349	46.93%
Allstate Ins Co	363,844	10.76%	397,063	12,878	3.24%
Wright Natl Flood Ins Co	353,139	10.44%	364,998	11,651	3.19%
USAA Gen Ind Co	318,618	9.42%	335,946	2,436	0.73%
Selective Ins Co Of NY	257,713	7.62%	226,558	91,944	40.58%
Auto Owners Ins Co	116,640	3.45%	121,696	0	0.00%
Philadelphia Ind Ins Co	113,907	3.37%	122,415	(84,322)	-68.88%
Homesite Ins Co	55,695	1.65%	54,366	0	0.00%
American Family Mut Ins Co SI	51,678	1.53%	63,314	67	0.11%
Liberty Mut Fire Ins Co	51,602	1.53%	59,036	0	0.00%
Foremost Ins Co Grand Rapids MI	44,354	1.31%	44,547	7,078	15.89%
Metropolitan Prop & Cas Ins Co	42,120	1.25%	39,477	0	0.00%
Hartford Underwriters Ins Co	25,521	0.75%	37,907	0	0.00%
Integon Natl Ins Co	17,934	0.53%	9,699	0	0.00%
QBE Ins Corp	16,273	0.48%	14,114	7,203	51.03%
New Hampshire Ins Co	15,311	0.45%	15,311	(697)	-4.55%
American Natl Prop & Cas Co	9,702	0.29%	9,517	0	0.00%
CSAA Fire & Cas Ins Co	7,991	0.24%	6,720	0	0.00%
ALL OTHERS (6)	5,882	0.17%	9,463	36	762.52%
TOTALS	3,381,627	100.00%	3,593,643	304,689	8.48%

**2018 Business****Private Crop**

Company Name	Direct Premiums Written	Market Share	Direct Premiums Earned	Direct Losses Incurred	Loss Ratio
Ace Prop & Cas Ins Co	3,435,073	27.67%	3,435,073	684,032	19.91%
NAU Country Ins Co	2,852,136	22.97%	2,852,887	2,019,454	70.79%
FMH Ag Risk Ins Co	2,209,529	17.80%	2,227,342	1,445,516	64.90%
American Agri Business Ins Co	955,989	7.70%	955,989	382,890	40.05%
Guideone Mut Ins Co	907,484	7.31%	919,826	1,091,144	118.63%
Hudson Ins Co	791,830	6.38%	791,830	726,956	91.81%
Producers Agriculture Ins Co	468,635	3.77%	508,951	262,986	51.67%
Great Amer Ins Co	259,247	2.09%	254,736	243,481	95.58%
Rural Comm Ins Co	251,594	2.03%	251,594	(919,979)	-365.66%
Farmers Mut Hail Ins Co Of IA	204,932	1.65%	204,932	53,618	26.16%
Agri Gen Ins Co	77,362	0.62%	77,362	67,553	87.32%
State Farm Fire & Cas Co	1,527	0.01%	954	0	0.00%
Westport Ins Corp	0	0.00%	41,860	14,947	35.71%
Aspen Amer Ins Co	0	0.00%	0	(4,066)	0.00%
TOTALS	12,415,338	100.00%	12,523,336	6,068,532	48.46%

**Private Flood**

Company Name	Direct Premiums Written	Market Share	Direct Premiums Earned	Direct Losses Incurred	Loss Ratio
Factory Mut Ins Co	507,748	35.50%	368,873	0	0.00%
AIG Prop Cas Co	326,123	22.80%	310,597	500,244	161.06%
American Security Ins Co	172,519	12.06%	181,577	20,945	11.54%
Affiliated Fm Ins Co	134,651	9.41%	193,263	0	0.00%
Zurich Amer Ins Co	96,431	6.74%	90,078	4,124	4.58%
Westport Ins Corp	44,929	3.14%	47,693	0	0.00%
American Guar & Liab Ins	43,738	3.06%	46,377	38	0.08%
Allianz Global Risks US Ins Co	42,256	2.95%	26,587	(539)	-2.03%
Liberty Mut Fire Ins Co	14,609	1.02%	14,525	(2,183)	-15.03%
Employers Ins Co of Wausau	12,610	0.88%	6,164	(315)	-5.11%
Bankers Standard Ins Co	11,040	0.77%	12,659	1,670	13.19%
Crestbrook Ins Co	9,618	0.67%	8,770	0	0.00%
The Cincinnati Ind Co	7,991	0.56%	6,914	0	0.00%
National Cas Co	4,276	0.30%	974	0	0.00%

**2018 Business****Private Flood (continued)**

Depositors Ins Co	2,942	0.21%	2,906	0	0.00%
XL Ins Amer Inc	1,324	0.09%	113	3	2.65%
North Amer Elite Ins Co	521	0.04%	349	0	0.00%
American Modern Home Ins Co	135	0.01%	208	0	0.00%
Hartford Fire Ins Co	36	0.00%	48	0	0.00%
American Cas Co Of Reading PA	3	0.00%	0	0	0.00%
ALL OTHERS (1)	(3,187)	-0.22%	1,418	0	0.00%
TOTALS	1,430,313	100.00%	1,320,093	523,987	39.69%

**Farmowners Multiple Peril**

Company Name	Direct Premiums Written	Market Share	Direct Premiums Earned	Direct Losses Incurred	Loss Ratio
Farm Bureau Mut Ins Co Of ID	32,449,750	48.17%	30,473,514	23,241,247	76.27%
Mutual Of Enumclaw Ins Co	7,893,144	11.72%	7,835,704	4,911,867	62.69%
North Pacific Ins Co	6,835,795	10.15%	6,220,873	2,378,849	38.24%
Oregon Mut Ins Co	2,700,265	4.01%	2,687,308	1,794,980	66.79%
Nationwide Agribusiness Ins Co	2,233,398	3.32%	2,211,877	911,273	41.20%
Travelers Ind Co Of Amer	2,198,493	3.26%	2,008,934	1,606,194	79.95%
Farmers Alliance Mut Ins Co	2,012,352	2.99%	1,971,709	933,028	47.32%
State Farm Fire & Cas Co	1,817,481	2.70%	1,750,351	1,001,773	57.23%
United Heritage Prop & Cas Co	1,677,386	2.49%	1,731,237	347,944	20.10%
Grange Ins Assn	1,455,775	2.16%	1,417,621	614,256	43.33%
American States Ins Co	1,002,044	1.49%	1,025,429	305,431	29.79%
QBE Ins Corp	627,909	0.93%	538,049	207,789	38.62%
Travelers Ind Co	619,931	0.92%	640,863	229,721	35.85%
National Surety Corp	547,892	0.81%	577,644	(863,112)	-149.42%
Unigard Ins Co	438,762	0.65%	459,138	12,803	2.79%
American Family Mut Ins Co SI	411,794	0.61%	417,219	(35,614)	-8.54%
Indemnity Ins Co Of North Amer	387,439	0.58%	327,773	162,647	49.62%
Charter Oak Fire Ins Co	354,003	0.53%	356,161	62,757	17.62%
Phoenix Ins Co	351,016	0.52%	315,540	180,762	57.29%
American Ins Co	250,832	0.37%	439,526	467,592	106.39%
ALL OTHERS (25)	1,105,060	1.64%	1,057,283	464,574	1132.87%
TOTALS	67,370,521	100.00%	64,463,753	38,936,761	60.40%



**2018 Business****Homeowners Multiple Peril**

Company Name	Direct Premiums Written	Market Share	Direct Premiums Earned	Direct Losses Incurred	Loss Ratio
State Farm Fire & Cas Co	58,272,243	15.12%	56,429,798	60,831,191	107.80%
Safeco Ins Co Of IL	38,557,487	10.00%	35,624,371	22,626,564	63.51%
Farm Bureau Mut Ins Co Of ID	37,996,722	9.86%	35,410,500	44,563,555	125.85%
Farmers Ins Exch	22,152,578	5.75%	21,200,365	16,302,848	76.90%
Allstate Vehicle & Prop Ins Co	14,840,544	3.85%	13,407,670	16,410,732	122.40%
United Heritage Prop & Cas Co	12,791,222	3.32%	13,044,600	11,089,766	85.01%
United Serv Automobile Assn	12,335,569	3.20%	11,407,645	10,946,384	95.96%
Farmers Ins Co Of ID	12,010,502	3.12%	12,290,244	9,954,777	81.00%
Travelers Home & Marine Ins Co	11,319,697	2.94%	11,615,371	7,416,257	63.85%
Liberty Ins Corp	10,584,241	2.75%	9,442,307	10,949,800	115.97%
Auto Owners Ins Co	9,707,664	2.52%	8,457,836	10,212,667	120.75%
Foremost Ins Co Grand Rapids MI	7,835,576	2.03%	7,410,321	3,463,094	46.73%
USAA Cas Ins Co	7,785,635	2.02%	7,347,267	7,570,082	103.03%
American Family Mut Ins Co SI	7,320,071	1.90%	7,519,346	9,196,035	122.30%
Allstate Prop & Cas Ins Co	6,113,994	1.59%	6,504,345	6,514,999	100.16%
Metropolitan Prop & Cas Ins Co	5,789,718	1.50%	6,077,163	10,206,265	167.94%
Mutual Of Enumclaw Ins Co	5,625,037	1.46%	5,225,833	6,699,421	128.20%
Allstate Ind Co	5,302,358	1.38%	5,363,778	6,132,296	114.33%
USAA Gen Ind Co	5,112,435	1.33%	4,571,342	4,544,043	99.40%
Enumclaw Prop & Cas Ins Co	4,941,360	1.28%	5,013,523	7,362,662	146.86%
ALL OTHERS (110)	89,025,552	23.10%	84,327,472	78,372,933	5869.54%
TOTALS	385,420,205	100.00%	367,691,097	361,366,371	98.28%

**Commercial Multiple Peril (Non-Liability Portion)**

Company Name	Direct Premiums Written	Market Share	Direct Premiums Earned	Direct Losses Incurred	Loss Ratio
Western Comm Ins Co	10,728,025	10.75%	10,299,281	13,486,460	130.95%
Ohio Security Ins Co	5,750,312	5.76%	5,209,834	3,878,624	74.45%
The Cincinnati Ins Co	5,362,939	5.37%	5,340,104	6,163,191	115.41%
State Farm Fire & Cas Co	3,128,585	3.13%	3,018,829	2,544,142	84.28%
Philadelphia Ind Ins Co	2,919,248	2.92%	2,869,693	1,245,530	43.40%
Auto Owners Ins Co	2,445,781	2.45%	2,227,824	2,786,793	125.09%
Mutual Of Enumclaw Ins Co	2,432,605	2.44%	2,372,860	3,287,218	138.53%

**2018 Business**

Commercial Multiple Peril (Non-Liability Portion) (continued)					
Farmers Ins Co Of ID	2,414,541	2.42%	2,444,120	908,039	37.15%
Continental Western Ins Co	2,407,581	2.41%	3,414,047	2,178,181	63.80%
American Hallmark Ins Co Of TX	2,307,596	2.31%	2,442,865	(6,944,826)	-284.29%
Amco Ins Co	2,300,463	2.30%	2,389,444	4,302,623	180.07%
Truck Ins Exch	2,173,903	2.18%	2,206,684	783,425	35.50%
Farmers Ins Exch	2,125,853	2.13%	2,144,679	623,618	29.08%
Travelers Cas Ins Co Of Amer	2,009,006	2.01%	1,888,191	5,412,397	286.64%
Mid Century Ins Co	1,960,576	1.96%	1,895,910	2,047,409	107.99%
Allstate Ind Co	1,748,558	1.75%	1,768,209	2,373,589	134.24%
American Family Mut Ins Co SI	1,670,091	1.67%	1,613,418	3,366,553	208.66%
West Amer Ins Co	1,627,214	1.63%	1,641,932	394,821	24.05%
Affiliated Fm Ins Co	1,412,570	1.42%	929,825	0	0.00%
Owners Ins Co	1,405,341	1.41%	1,414,006	1,305,198	92.31%
ALL OTHERS (219)	41,486,269	41.56%	40,305,447	43,067,395	15685.02%
TOTALS	99,817,057	100.00%	97,837,202	93,210,380	95.27%
Commercial Multiple Peril (Liability Portion)					
Company Name	Direct Premiums Written	Market Share	Direct Premiums Earned	Direct Losses Incurred	Loss Ratio
Idaho Counties Risk Mgmt Program	32,043,580	28.40%	30,995,580	15,948,683	51.45%
Western Comm Ins Co	11,382,241	10.09%	10,967,984	2,922,209	26.64%
Ohio Security Ins Co	5,605,674	4.97%	5,310,494	2,067,708	38.94%
Auto Owners Ins Co	4,773,212	4.23%	4,373,066	3,319,994	75.92%
The Cincinnati Ins Co	4,559,731	4.04%	4,627,036	4,323,294	93.44%
Owners Ins Co	3,440,883	3.05%	3,193,581	1,668,998	52.26%
Philadelphia Ind Ins Co	2,934,380	2.60%	2,867,251	1,262,989	44.05%
American Hallmark Ins Co Of TX	2,550,647	2.26%	2,526,919	223,643	8.85%
Acuity A Mut Ins Co	2,373,860	2.10%	2,251,193	290,647	12.91%
State Farm Fire & Cas Co	2,068,400	1.83%	1,999,789	1,762,461	88.13%
Continental Western Ins Co	1,607,267	1.42%	2,157,312	(1,378,316)	-63.89%
Travelers Prop Cas Co Of Amer	1,448,093	1.28%	1,359,341	742,948	54.66%
Amco Ins Co	1,284,351	1.14%	1,377,175	182,739	13.27%
Truck Ins Exch	1,281,777	1.14%	1,200,535	(38,838)	-3.24%
Mutual Of Enumclaw Ins Co	1,263,937	1.12%	1,279,276	244,655	19.12%
Travelers Cas Ins Co Of Amer	1,242,949	1.10%	1,174,981	636,372	54.16%

**2018 Business****Commercial Multiple Peril (Liability Portion) (continued)**

West Amer Ins Co	1,148,442	1.02%	1,122,566	415,941	37.05%
American Alt Ins Corp	1,129,505	1.00%	1,066,812	411,121	38.54%
Ohio Cas Ins Co	1,119,641	0.99%	1,052,579	448,645	42.62%
Charter Oak Fire Ins Co	1,073,102	0.95%	1,118,461	141,516	12.65%
ALL OTHERS (226)	28,515,748	25.27%	27,811,233	9,381,329	678.10%
TOTALS	112,847,420	100.00%	109,833,164	44,978,738	40.95%

**Mortgage Guaranty**

Company Name	Direct Premiums Written	Market Share	Direct Premiums Earned	Direct Losses Incurred	Loss Ratio
Radian Guar Inc	11,864,589	28.61%	11,102,053	131,330	1.18%
Mortgage Guar Ins Corp	7,697,806	18.56%	7,801,969	(269,502)	-3.45%
ARCH Mortgage Ins Co	6,792,168	16.38%	6,604,225	44,279	0.67%
Essent Guar Inc	5,400,219	13.02%	5,383,230	124,049	2.30%
National Mortgage Ins Corp	3,220,262	7.77%	3,180,728	(4,614)	-0.15%
Genworth Mortgage Ins Corp	3,186,876	7.69%	3,410,282	137,806	4.04%
United Guar Residential Ins Co	2,567,498	6.19%	2,888,513	(25,606)	-0.89%
PMI Mortgage Ins Co	342,743	0.83%	344,410	(327,273)	-95.02%
MGIC Ind Corp	213,645	0.52%	232,237	(5,552)	-2.39%
Republic Mortgage Ins Co	180,241	0.43%	184,078	(193,962)	-105.37%
Arch Mortgage Guar Co	2,534	0.01%	3,045	0	0.00%
TOTALS	41,468,581	100.00%	41,134,770	(389,045)	-0.95%

**Ocean Marine**

Company Name	Direct Premiums Written	Market Share	Direct Premiums Earned	Direct Losses Incurred	Loss Ratio
Starr Ind & Liab Co	1,270,359	17.94%	753,225	29,975,090	3979.57%
National Union Fire Ins Co Of Pitts	745,922	10.53%	745,494	116,965	15.69%
Foremost Ins Co Grand Rapids MI	598,588	8.45%	578,400	344,771	59.61%
GEICO Marine Ins Co	576,131	8.14%	535,361	222,373	41.54%
Markel Amer Ins Co	537,283	7.59%	436,394	141,782	32.49%
Endurance Amer Ins Co	450,129	6.36%	412,402	105,466	25.57%
AGCS Marine Ins Co	311,636	4.40%	175,324	(20,710)	-11.81%
Travelers Prop Cas Co Of Amer	296,056	4.18%	329,715	(131,770)	-39.96%
XL Specialty Ins Co	206,084	2.91%	197,008	(19,248)	-9.77%

**2018 Business****Ocean Marine (continued)**

Hanover Ins Co	196,756	2.78%	179,454	(30,866)	-17.20%
Travelers Home & Marine Ins Co	167,396	2.36%	160,704	112,828	70.21%
Navigators Ins Co	147,314	2.08%	117,247	11,311	9.65%
Federal Ins Co	132,337	1.87%	139,504	21,614	15.49%
Atlantic Specialty Ins Co	131,661	1.86%	144,380	25,041	17.34%
Ace Amer Ins Co	120,932	1.71%	166,866	(14,543)	-8.72%
Continental Ins Co	101,822	1.44%	103,144	(9,193)	-8.91%
North Amer Specialty Ins Co	93,987	1.33%	79,476	7,641	9.61%
Essentia Ins Co	87,106	1.23%	90,161	28,828	31.97%
Standard Fire Ins Co	77,866	1.10%	72,444	(301,163)	-415.72%
Axis Ins Co	75,892	1.07%	75,884	3,927	5.18%
ALL OTHERS (63)	755,445	10.67%	806,059	1,174,162	1396.34%
TOTALS	7,080,702	100.00%	6,298,646	31,764,306	504.30%

**Inland Marine**

Company Name	Direct Premiums Written	Market Share	Direct Premiums Earned	Direct Losses Incurred	Loss Ratio
Liberty Ins Underwriters Inc	22,574,951	21.74%	22,574,951	13,658,488	60.50%
Continental Cas Co	10,453,496	10.07%	10,315,786	4,284,696	41.54%
Farm Bureau Mut Ins Co Of ID	5,519,161	5.31%	5,167,829	3,225,745	62.42%
Jefferson Ins Co	3,771,586	3.63%	3,626,946	979,627	27.01%
National Union Fire Ins Co Of Pitts	3,482,963	3.35%	3,483,085	699,621	20.09%
State Farm Fire & Cas Co	2,917,652	2.81%	2,830,744	979,140	34.59%
Securian Cas Co	2,794,994	2.69%	2,396,352	842,964	35.18%
Great West Cas Co	2,603,854	2.51%	2,530,332	1,078,286	42.61%
Factory Mut Ins Co	2,399,455	2.31%	2,130,513	0	0.00%
Western Comm Ins Co	2,008,638	1.93%	1,896,769	948,662	50.01%
The Cincinnati Ins Co	1,866,503	1.80%	1,494,333	216,368	14.48%
Arch Ins Co	1,818,191	1.75%	1,763,806	921,168	52.23%
Ohio Cas Ins Co	1,600,264	1.54%	1,407,094	99,587	7.08%
Auto Owners Ins Co	1,415,692	1.36%	1,286,212	474,455	36.89%
Travelers Prop Cas Co Of Amer	1,349,748	1.30%	1,175,572	181,882	15.47%
National Cas Co	1,268,080	1.22%	1,163,227	601,938	51.75%
United Financial Cas Co	1,254,570	1.21%	1,199,354	878,280	73.23%
American Zurich Ins Co	1,192,249	1.15%	1,152,094	374,822	32.53%

**2018 Business****Inland Marine (continued)**

American Bankers Ins Co Of FL	1,142,906	1.10%	1,153,524	298,621	25.89%
Safeco Ins Co Of Amer	1,057,588	1.02%	1,011,940	188,519	18.63%
ALL OTHERS (277)	31,361,638	30.20%	30,099,142	11,017,289	-44880.51%
TOTALS	103,854,179	100.00%	99,859,605	41,950,158	42.01%

**Financial Guaranty**

Company Name	Direct Premiums Written	Market Share	Direct Premiums Earned	Direct Losses Incurred	Loss Ratio
American Ins Co	0	0.00%	0	4	0.00%
National Public Finance Guar Corp	0	0.00%	4,346	0	0.00%
Assured Guar Municipal Corp	0	0.00%	2,549,373	0	0.00%
Build Amer Mut Assur Co	0	0.00%	1,835	0	0.00%
Firemans Fund Ins Co	0	0.00%	0	(4)	0.00%
Syncora Guar Inc	0	0.00%	183,601	0	0.00%
Assured Guar Corp	0	0.00%	37,790	0	0.00%
Ambac Assur Corp	0	0.00%	37,569	0	0.00%
MBIA Ins Corp	0	0.00%	1,891	0	0.00%
TOTALS	-	0.00%	2,816,405	0	0.00%

**Medical Professional Liability**

Company Name	Direct Premiums Written	Market Share	Direct Premiums Earned	Direct Losses Incurred	Loss Ratio
Medical Ins Exch Of CA	5,900,058	25.92%	6,024,372	3,192,917	53.00%
Doctors Co An Interins Exch	3,763,712	16.54%	3,780,893	5,487,654	145.14%
Physicians Ins A Mut Co	2,439,107	10.72%	2,345,464	(111,711)	-4.76%
UMIA Ins Inc	2,067,651	9.08%	1,991,518	675,515	33.92%
Medical Protective Co	1,802,352	7.92%	1,848,607	(254,471)	-13.77%
Continental Cas Co	1,463,667	6.43%	2,062,726	(1,242,539)	-60.24%
American Cas Co Of Reading PA	1,105,899	4.86%	1,097,024	149,749	13.65%
Proselect Ins Co	897,396	3.94%	1,184,750	1,813,393	153.06%
Aspen Amer Ins Co	704,672	3.10%	438,509	229,639	52.37%
NCMIC Ins Co	473,577	2.08%	463,203	487,215	105.18%
Liberty Ins Underwriters Inc	360,172	1.58%	345,411	458,048	132.61%
Podiatry Ins Co Of Amer	336,927	1.48%	347,901	68,163	19.59%
Dentists Ins Co	302,807	1.33%	294,982	35,000	11.87%

**2018 Business****Medical Professional Liability (continued)**

Church Mut Ins Co	258,284	1.13%	250,772	(41,742)	-16.65%
The Cincinnati Ins Co	122,567	0.54%	95,294	65,170	68.39%
Pharmacists Mut Ins Co	114,072	0.50%	128,270	(14,482)	-11.29%
Ace Amer Ins Co	112,432	0.49%	115,216	(39,746)	-34.50%
American Alt Ins Corp	94,289	0.41%	91,719	901	0.98%
Preferred Professional Ins Co	92,416	0.41%	95,515	59,583	62.38%
Continental Ins Co	89,681	0.39%	65,060	15,272	23.47%
ALL OTHERS (38)	259,847	1.14%	285,773	(246,210)	-1789.43%
TOTALS	22,761,585	100.00%	23,352,979	10,787,318	46.19%

**Earthquake**

Company Name	Direct Premiums Written	Market Share	Direct Premiums Earned	Direct Losses Incurred	Loss Ratio
State Farm Fire & Cas Co	391,248	12.44%	386,825	0	0.00%
Travelers Ind Co	349,264	11.11%	334,323	29,676	8.88%
AIG Prop Cas Co	298,509	9.49%	306,426	0	0.00%
United Serv Automobile Assn	271,550	8.63%	259,090	15,007	5.79%
Travelers Prop Cas Co Of Amer	171,948	5.47%	163,945	14,691	8.96%
Vigilant Ins Co	148,817	4.73%	130,918	0	0.00%
USAA Cas Ins Co	128,143	4.07%	117,335	1,279	1.09%
XL Ins Amer Inc	124,759	3.97%	132,424	(2,449)	-1.85%
Insurance Co Of The West	121,745	3.87%	95,521	0	0.00%
The Cincinnati Ins Co	86,404	2.75%	54,668	0	0.00%
Auto Owners Ins Co	85,533	2.72%	82,996	0	0.00%
Federal Ins Co	58,190	1.85%	73,556	0	0.00%
Allianz Global Risks US Ins Co	55,525	1.77%	66,121	(654)	-0.99%
Farmers Ins Exch	51,199	1.63%	49,581	0	0.00%
Zurich Amer Ins Co	44,581	1.42%	67,609	627	0.93%
American Guar & Liab Ins	43,808	1.39%	19,727	163	0.83%
Bankers Standard Ins Co	40,189	1.28%	48,616	0	0.00%
USAA Gen Ind Co	38,793	1.23%	36,522	3,573	9.78%
Great Amer Ins Co	37,970	1.21%	9,094	0	0.00%
American Family Mut Ins Co SI	37,790	1.20%	36,914	0	0.00%
ALL OTHERS (105)	559,068	17.78%	611,954	1,368	-1072.87%
TOTALS	3,145,033	100.00%	3,084,165	63,281	2.05%

**2018 Business****Group Accident and Health**

Company Name	Direct Premiums Written	Market Share	Direct Premiums Earned	Direct Losses Incurred	Loss Ratio
United States Fire Ins Co	2,006,215	17.69%	2,006,215	847,146	42.23%
National Union Fire Ins Co Of Pitts	1,471,932	12.98%	1,492,064	(175,929)	-11.79%
QBE Ins Corp	1,349,805	11.90%	1,346,615	939,109	69.74%
State Farm Mut Auto Ins Co	1,312,721	11.58%	1,312,721	1,602,530	122.08%
Westport Ins Corp	1,210,824	10.68%	1,218,239	674,674	55.38%
Benchmark Ins Co	687,258	6.06%	687,258	824,112	119.91%
Continental Cas Co	560,202	4.94%	607,123	179,894	29.63%
Sirius Amer Ins Co	470,346	4.15%	518,309	488,004	94.15%
Zurich Amer Ins Co	453,529	4.00%	446,488	564,807	126.50%
Catlin Ins Co	362,506	3.20%	155,963	62,096	39.81%
Federal Ins Co	281,649	2.48%	282,112	130,877	46.39%
BCS Ins Co	279,049	2.46%	275,988	(3,613)	-1.31%
Great Midwest Ins Co	248,589	2.19%	248,589	376,292	151.37%
Axis Ins Co	217,548	1.92%	173,461	16,105	9.28%
Ace Amer Ins Co	181,998	1.61%	180,034	(22,104)	-12.28%
Amex Assur Co	173,352	1.53%	176,323	3,902	2.21%
Ironshore Ind Inc	162,433	1.43%	162,433	65,033	40.04%
Independence Amer Ins Co	152,623	1.35%	152,323	7,837	5.15%
Arch Ins Co	31,598	0.28%	33,014	8,315	25.19%
National Cas Co	25,407	0.22%	26,010	6,503	25.00%
ALL OTHERS (23)	(300,569.0)	-2.65%	(114,379)	90,513	266.54%
TOTALS	11,339,015.0	100.00%	11,386,903	6,686,103	58.72%

**Credit Accident and Health (Group & Individual)**

Company Name	Direct Premiums Written	Market Share	Direct Premiums Earned	Direct Losses Incurred	Loss Ratio
Central States Ind Co Of Omaha	47,637	68.39%	47,637	7,569	15.89%
American Bankers Ins Co Of FL	16,344	23.46%	16,344	(1,014)	-6.20%
Transamerica Cas Ins Co	3,050	4.38%	3,050	647	21.21%
American Security Ins Co	2,894	4.15%	2,894	19	0.66%
State Farm Mut Auto Ins Co	-272	-0.39%	8,529	153	1.79%
TOTALS	69,653	100.00%	78,454	7,374	9.40%

**2018 Business**

<b>Non-Cancelable Accident and Health</b>					
<b>Company Name</b>	<b>Direct Premiums Written</b>	<b>Market Share</b>	<b>Direct Premiums Earned</b>	<b>Direct Losses Incurred</b>	<b>Loss Ratio</b>
Travelers Ind Co	0	0.00%	10,473	0	0.00%
<b>TOTALS</b>	-	0.00%	10,473	0	0.00%

<b>Guaranteed Renewable Accident and Health</b>					
<b>Company Name</b>	<b>Direct Premiums Written</b>	<b>Market Share</b>	<b>Direct Premiums Earned</b>	<b>Direct Losses Incurred</b>	<b>Loss Ratio</b>
State Farm Mut Auto Ins Co	5,383,959	76.77%	4,006,788	5,617,010	140.19%
Central States Ind Co Of Omaha	807,667	11.52%	806,772	502,366	62.27%
Continental Cas Co	793,423	11.31%	(366,995)	1,768,250	-481.82%
Independence Amer Ins Co	19,049	0.27%	19,049	6,044	31.73%
American Family Mut Ins Co SI	7,340	0.10%	13,435	7,376	54.90%
Genesis Ins Co	1,534	0.02%	(15,868)	0	0.00%
Everest Reins Co	0	0.00%	0	(83)	0.00%
American States Ins Co	0	0.00%	0	(1,798)	0.00%
<b>TOTALS</b>	7,012,972	100.00%	4,463,181	7,899,165	176.99%

<b>Non-Renewable for Stated Reasons Only</b>					
<b>Company Name</b>	<b>Direct Premiums Written</b>	<b>Market Share</b>	<b>Direct Premiums Earned</b>	<b>Direct Losses Incurred</b>	<b>Loss Ratio</b>
State Farm Mut Auto Ins Co	229,245	100%	240,672	109,327	45.43%
<b>TOTALS</b>	229,245	100.00%	240,672	109,327	45.43%

<b>Other Accident Only</b>					
<b>Company Name</b>	<b>Direct Premiums Written</b>	<b>Market Share</b>	<b>Direct Premiums Earned</b>	<b>Direct Losses Incurred</b>	<b>Loss Ratio</b>
Atlantic Specialty Ins Co	138,768	62.17%	69,237	12,145	17.54%
Federal Ins Co	82,223	36.84%	82,596	58,732	71.11%
American Home Assur Co	2113	0.95%	2,162	(99)	-4.58%
National Cas Co	91	0.04%	91	0	0.00%
Old Republic Ins Co	-	0.00%	0	(13)	0.00%
<b>TOTALS</b>	223,195	100.00%	154,086	70,765	45.93%



**2018 Business****All Other Accident and Health**

Company Name	Direct Premiums Written	Market Share	Direct Premiums Earned	Direct Losses Incurred	Loss Ratio
American Alt Ins Corp	231,206	44.80%	231,206	10,502	4.54%
Everest Reins Co	88,000	17.05%	88,000	37,541	42.66%
Independence Amer Ins Co	83,192	16.12%	81,939	4,546	5.55%
State Farm Mut Auto Ins Co	64,544	12.51%	68,525	25,058	36.57%
Markel Ins Co	32,760	6.35%	30,759	3,766	12.24%
Ace Amer Ins Co	9,027	1.75%	9,027	875	9.69%
Central States Ind Co Of Omaha	8,105	1.57%	8,174	0	0.00%
PartnerRe Amer Ins Co	0	0.00%	0	(6,014)	0.00%
St Paul Fire & Marine Ins Co	0	0.00%	0	(1)	0.00%
Federal Ins Co	0	0.00%	0	(8)	0.00%
Ironshore Ind Inc	(737)	-0.14%	11,789	(65,860)	-558.66%
TOTALS	516,097	100.00%	529,419	10,405	1.97%

**Workers' Compensation**

Company Name	Direct Premiums Written	Market Share	Direct Premiums Earned	Direct Losses Incurred	Loss Ratio
Idaho State Ins Fund	253,185,428	58.58%	253,033,063	190,588,197	75.32%
Advantage Workers Comp Ins Co	15,279,163	3.54%	15,024,954	8,730,769	58.11%
Zurich Amer Ins Co	11,801,253	2.73%	11,112,294	3,961,405	35.65%
Associated Loggers Exch	11,253,474	2.60%	11,184,986	5,351,522	47.85%
Travelers Prop Cas Co Of Amer	9,186,784	2.13%	10,119,940	5,969,372	58.99%
Alaska Natl Ins Co	6,833,111	1.58%	7,526,591	2,807,309	37.30%
Charter Oak Fire Ins Co	6,013,514	1.39%	5,381,468	2,091,587	38.87%
Liberty Northwest Ins Corp	5,233,378	1.21%	4,754,085	(7,887,064)	-165.90%
AmTrust Ins Co of KS Inc	4,243,121	0.98%	4,238,797	1,475,397	34.81%
Truck Ins Exch	3,758,247	0.87%	3,844,225	2,886,322	75.08%
New Hampshire Ins Co	3,443,545	0.80%	3,726,292	(1,545,260)	-41.47%
Federated Mut Ins Co	3,337,658	0.77%	3,237,850	1,362,072	42.07%
Ohio Security Ins Co	3,281,801	0.76%	3,202,015	1,782,682	55.67%
Twin City Fire Ins Co Co	3,227,551	0.75%	2,893,960	(570,862)	-19.73%
Technology Ins Co Inc	3,190,324	0.74%	2,444,875	5,075,030	207.58%
Arch Ins Co	3,153,485	0.73%	2,654,345	1,367,022	51.50%

**2018 Business****Workers' Compensation (continued)**

Milford Cas Ins Co	2,850,181	0.66%	3,102,653	1,751,716	56.46%
West Amer Ins Co	2,601,681	0.60%	1,984,657	482,158	24.29%
Auto Owners Ins Co	2,562,111	0.59%	2,456,243	1,206,391	49.12%
Great West Cas Co	2,558,836	0.59%	2,586,438	3,368,180	130.22%
ALL OTHERS (259)	75,188,964	17.40%	70,292,169	28,441,181	-529953.14%
TOTALS	432,183,610	100.00%	424,801,900	258,695,126	60.90%

**Other Liability—Occurrence**

Company Name	Direct Premiums Written	Market Share	Direct Premiums Earned	Direct Losses Incurred	Loss Ratio
American Bankers Ins Co Of FL	7,803,043	6.39%	6,083,889	3,235,650	53.18%
The Cincinnati Ins Co	6,342,750	5.20%	6,168,297	896,753	14.54%
Cumis Ins Society Inc	5,215,689	4.27%	4,992,789	2,610,146	52.28%
Farm Bureau Mut Ins Co Of ID	4,386,881	3.59%	4,177,342	(1,065,907)	-25.52%
Caterpillar Ins Co	4,208,404	3.45%	2,676,265	1,926,063	71.97%
State Farm Fire & Cas Co	3,716,806	3.05%	3,579,086	2,333,547	65.20%
Travelers Prop Cas Co Of Amer	3,477,888	2.85%	2,996,487	1,805,091	60.24%
Ace Prop & Cas Ins Co	3,471,519	2.84%	3,589,532	599,434	16.70%
Safeco Ins Co Of Amer	3,068,432	2.51%	2,876,700	2,619,143	91.05%
Employers Mut Cas Co	2,942,681	2.41%	2,826,854	972,515	34.40%
Owners Ins Co	2,382,780	1.95%	2,190,241	1,604,098	73.24%
Ohio Cas Ins Co	2,299,579	1.88%	2,173,876	642,989	29.58%
Auto Owners Ins Co	2,232,817	1.83%	2,046,232	1,500,697	73.34%
Acuity A Mut Ins Co	1,983,473	1.63%	1,791,433	2,025,259	113.05%
Zurich Amer Ins Co	1,914,654	1.57%	1,932,532	2,471,037	127.87%
Farmers Ins Exch	1,855,186	1.52%	1,735,129	1,039,497	59.91%
Federated Mut Ins Co	1,725,999	1.41%	1,640,033	995,686	60.71%
Ace Amer Ins Co	1,516,427	1.24%	1,517,928	(316,282)	-20.84%
Farmland Mut Ins Co	1,437,901	1.18%	1,334,648	1,761,098	131.95%
Philadelphia Ind Ins Co	1,423,604	1.17%	1,365,011	(837,045)	-61.32%
ALL OTHERS (364)	58,646,112	48.05%	57,775,140	29,868,332	-184154.17%
TOTALS	122,052,625	100.00%	115,469,444	56,687,801	49.09%

**2018 Business****Other Liability—Claims Made**

Company Name	Direct Premiums Written	Market Share	Direct Premiums Earned	Direct Losses Incurred	Loss Ratio
Travelers Cas & Surety Co Of Amer	3,569,544	8.07%	3,626,340	452,347	12.47%
National Union Fire Ins Co Of Pitts	3,372,001	7.63%	3,501,597	(98,651)	-2.82%
ALPS Prop & Cas Ins Co	2,755,891	6.23%	2,706,539	511,565	18.90%
XL Specialty Ins Co	2,581,474	5.84%	2,339,107	512,173	21.90%
Continental Cas Co	2,528,303	5.72%	2,477,295	(719,369)	-29.04%
California Ins Co	2,424,273	5.48%	2,444,193	(70,686)	-2.89%
Federal Ins Co	1,945,842	4.40%	1,930,328	(54,569)	-2.83%
Philadelphia Ind Ins Co	1,433,716	3.24%	1,432,127	(252,776)	-17.65%
Berkley Ins Co	1,211,966	2.74%	1,226,912	348,167	28.38%
Great Amer Ins Co	1,185,455	2.68%	1,761,049	470,086	26.69%
Ace Amer Ins Co	1,045,597	2.36%	980,660	87,680	8.94%
The Cincinnati Ins Co	1,004,468	2.27%	967,769	240,484	24.85%
Zurich Amer Ins Co	903,396	2.04%	1,002,117	188,632	18.82%
Scottsdale Ind Co	859,185	1.94%	838,846	226,494	27.00%
Old Republic Ins Co	843,992	1.91%	855,166	116,973	13.68%
United States Liab Ins Co	822,492	1.86%	858,320	105,003	12.23%
Beazley Ins Co Inc	819,200	1.85%	717,343	98,811	13.77%
Hiscox Ins Co Inc	636,690	1.44%	619,276	33,518	5.41%
National Liab & Fire Ins Co	570,152	1.29%	587,545	212,280	36.13%
Axis Ins Co	537,740	1.22%	406,247	116,345	28.64%
ALL OTHERS (185)	13,166,582	29.78%	12,670,958	1,534,704	-59405.99%
TOTALS	44,217,959	100.00%	43,949,734	4,059,211	9.24%

**2018 Business****Excess Workers' Compensation**

Company Name	Direct Premiums Written	Market Share	Direct Premiums Earned	Direct Losses Incurred	Loss Ratio
Safety Natl Cas Corp	1,044,865	0.00%	1,011,848	320,914	31.72%
Ace Amer Ins Co	278,193	0.00%	282,517	42,779	15.14%
State Natl Ins Co Inc	206,546	0.00%	203,112	176,000	86.65%
Continental Ins Co	0	0.00%	0	9,359	0.00%
Federal Ins Co	0	0.00%	0	(373)	0.00%
Westport Ins Corp	0	0.00%	0	(75,196)	0.00%
Liberty Ins Corp	0	0.00%	0	7,393	0.00%
TIG Ins Co	0	0.00%	0	(949,720)	0.00%
Fidelity & Guar Ins Underwriters Inc	0	0.00%	0	16,335	0.00%
United States Fidelity & Guar Co	0	0.00%	0	13,482	0.00%
Pacific Ind Co	0	0.00%	0	(1)	0.00%
General Reins Corp	0	0.00%	0	(5,304)	0.00%
Arch Ins Co	0	0.00%	0	(5,270)	0.00%
Continental Cas Co	0	0.00%	0	(6,420,537)	0.00%
Repwest Ins Co	0	0.00%	0	(56,074)	0.00%
ALL OTHERS (10)	-10,972,246	0.00%	(10,978,924)	(6,487,089)	-946.57%
TOTALS	-9,442,642	0.00%	(9,481,447)	(13,415,232)	141.49%

**Products Liability**

Company Name	Direct Premiums Written	Market Share	Direct Premiums Earned	Direct Losses Incurred	Loss Ratio
The Cincinnati Ins Co	787,662	9.41%	806,969	(213,907)	-26.51%
United Fire & Cas Co	702,391	8.39%	658,670	228,126	34.63%
Farmland Mut Ins Co	534,062	6.38%	569,180	651	0.11%
HDI Global Ins Co	408,880	4.88%	408,880	453,988	111.03%
Federal Ins Co	342,187	4.09%	352,951	36,069	10.22%
Zurich Amer Ins Co	321,331	3.84%	315,681	179,989	57.02%
Federated Mut Ins Co	313,919	3.75%	298,444	54,607	18.30%
Western Natl Mut Ins Co	295,151	3.53%	151,746	149,515	98.53%
Ohio Security Ins Co	265,524	3.17%	233,604	63,060	26.99%
The Cincinnati Cas Co	249,572	2.98%	251,498	(76,247)	-30.32%
Nationwide Agribusiness Ins Co	244,591	2.92%	183,111	78,158	42.68%
Hartford Fire Ins Co	243,477	2.91%	224,121	20,070	8.96%

**2018 Business**

<b>Products Liability (continued)</b>						
Penn Millers Ins Co	227,945	2.72%	176,094	1,597	0.91%	
Liberty Mut Fire Ins Co	216,527	2.59%	145,903	(118,907)	-81.50%	
Emcasco Ins Co	192,953	2.30%	191,654	(23,520)	-12.27%	
Continental Cas Co	183,184	2.19%	187,466	104,528	55.76%	
Employers Mut Cas Co	180,285	2.15%	185,736	(90,312)	-48.62%	
Twin City Fire Ins Co Co	165,688	1.98%	109,714	26,530	24.18%	
Travelers Prop Cas Co Of Amer	165,327	1.97%	248,027	43,293	17.46%	
Mid Continent Cas Co	148,488	1.77%	135,312	(150,779)	-111.43%	
ALL OTHERS (166)	2,183,649	26.08%	2,410,133	2,494,470	13231823.69%	
TOTALS	8,372,793	100.00%	8,244,894	3,260,979	39.55%	
<b>Private Passenger Auto No-Fault (Personal Injury Protection)</b>						
Company Name	Direct Premiums Written	Market Share	Direct Premiums Earned	Direct Losses Incurred	Loss Ratio	
Mutual Of Enumclaw Ins Co	423,323	52.42%	377,351	214,140	56.75%	
Enumclaw Prop & Cas Ins Co	332,444	41.16%	346,214	287,600	83.07%	
Casualty Underwriters Ins Co	51,974	6.44%	51,523	28,022	54.39%	
Ironshore Ind Inc	4	0.00%	2	(1)	-50.00%	
GEICO Advantage Ins Co	0	0.00%	0	16,991	0.00%	
Trumbull Ins Co	0	0.00%	0	(1)	0.00%	
USAA Cas Ins Co	0	0.00%	0	(2,917)	0.00%	
Unigard Ins Co	0	0.00%	0	(1,441)	0.00%	
GEICO Choice Ins Co	0	0.00%	0	(2,673)	0.00%	
LM Gen Ins Co	0	0.00%	0	21,748	0.00%	
Atlantic Specialty Ins Co	0	0.00%	0	(1)	0.00%	
Progressive Direct Ins Co	0	0.00%	0	7,547	0.00%	
State Farm Fire & Cas Co	0	0.00%	0	4,090	0.00%	
Geico Ind Co	0	0.00%	0	38,481	0.00%	
Progressive Northwestern Ins Co	0	0.00%	0	23,646	0.00%	
Hartford Ins Co Of The Midwest	0	0.00%	95	(19)	-20.00%	
Garrison Prop & Cas Ins Co	0	0.00%	0	2,535	0.00%	
Liberty Northwest Ins Corp	0	0.00%	0	(1,196)	0.00%	
Safeco Ins Co Of IL	0	0.00%	0	3,900	0.00%	
State Farm Mut Auto Ins Co	0	0.00%	0	26,859	0.00%	
ALL OTHERS (2)	-114	-0.01%	(241)	0	0.00%	
TOTALS	807,631	100.00%	774,944	670,070	86.47%	

**2018 Business****Other Private Passenger Auto Liability**

Company Name	Direct Premiums Written	Market Share	Direct Premiums Earned	Direct Losses Incurred	Loss Ratio
State Farm Mut Auto Ins Co	71,996,260	12.14%	71,760,080	27,700,612	38.60%
Farm Bureau Mut Ins Co Of ID	59,268,060	9.99%	56,636,936	43,316,353	76.48%
Safeco Ins Co Of IL	45,913,957	7.74%	43,482,247	23,371,061	53.75%
Farmers Ins Co Of ID	43,149,839	7.28%	43,089,260	22,136,472	51.37%
Progressive Northwestern Ins Co	35,797,189	6.04%	34,434,314	18,943,671	55.01%
Allstate Fire & Cas Ins Co	32,609,477	5.50%	32,066,278	17,987,849	56.10%
Progressive Direct Ins Co	30,281,058	5.11%	28,931,694	13,806,000	47.72%
GEICO Advantage Ins Co	24,966,681	4.21%	23,784,828	17,307,200	72.77%
GEICO Choice Ins Co	17,140,116	2.89%	16,658,751	11,058,414	66.38%
Viking Ins Co Of WI	14,432,424	2.43%	14,387,511	7,721,830	53.67%
LM Gen Ins Co	11,637,436	1.96%	11,279,572	7,629,596	67.64%
Standard Fire Ins Co	10,713,820	1.81%	9,897,740	4,122,031	41.65%
Auto Owners Ins Co	10,511,554	1.77%	9,481,764	5,989,598	63.17%
Geico Gen Ins Co	10,170,549	1.71%	10,349,480	5,987,116	57.85%
United Serv Automobile Assn	9,988,655	1.68%	9,835,430	7,015,943	71.33%
USAA Cas Ins Co	9,934,431	1.68%	9,782,569	8,063,563	82.43%
American Family Ins Co	9,701,770	1.64%	8,758,566	6,985,645	79.76%
State Farm Fire & Cas Co	9,625,009	1.62%	9,763,916	5,982,516	61.27%
USAA Gen Ind Co	8,361,375	1.41%	8,005,487	5,751,833	71.85%
American Family Mut Ins Co SI	7,521,311	1.27%	7,797,782	3,737,289	47.93%
ALL OTHERS (148)	119,385,049	20.13%	118,331,891	75,331,892	-18496.94%
TOTALS	593,106,020	100.00%	578,516,096	339,946,484	58.76%

**2018 Business**

<b>Commercial Auto No-Fault (Personal Injury Protection)</b>					
<b>Company Name</b>	<b>Direct Premiums Written</b>	<b>Market Share</b>	<b>Direct Premiums Earned</b>	<b>Direct Losses Incurred</b>	<b>Loss Ratio</b>
Mutual Of Enumclaw Ins Co	190,944	98.20%	198,647	(5,604)	-2.82%
Philadelphia Ind Ins Co	2532	1.30%	113	15	13.27%
StarStone Natl Ins Co	1072	0.55%	1,071	(184)	-17.18%
Hudson Ins Co	409	0.21%	404	127	31.44%
Varliner Ins Co	311	0.16%	312	0	0.00%
United States Fire Ins Co	0	0.00%	0	(396)	0.00%
Atlantic Specialty Ins Co	0	0.00%	0	3	0.00%
CorePointe Ins Co	0	0.00%	0	(7)	0.00%
Sentry Select Ins Co	0	0.00%	0	(1)	0.00%
American Alt Ins Corp	0	0.00%	0	(16)	0.00%
Axis Ins Co	0	0.00%	0	(74)	0.00%
Crum & Forster Ind Co	0	0.00%	0	15	0.00%
Amerisure Mut Ins Co	0	0.00%	0	(1)	0.00%
AGCS Marine Ins Co	0	0.00%	0	(398)	0.00%
Starr Ind & Liab Co	0	0.00%	0	1	0.00%
Mid Century Ins Co	0	0.00%	0	(7)	0.00%
Hiscox Ins Co Inc	0	0.00%	0	1	0.00%
Aspen Amer Ins Co	0	0.00%	0	(12)	0.00%
HDI Global Ins Co	0	0.00%	0	(64)	0.00%
New York Marine & Gen Ins Co	0	0.00%	0	(10)	0.00%
ALL OTHERS (2)	(819)	-0.42%	(639)	(148)	18.00%
TOTALS	194,449	100.00%	199,908	(6,760)	-3.38%
<b>Other Commercial Auto Liability</b>					
<b>Company Name</b>	<b>Direct Premiums Written</b>	<b>Market Share</b>	<b>Direct Premiums Earned</b>	<b>Direct Losses Incurred</b>	<b>Loss Ratio</b>
United Financial Cas Co	13,627,564	10.74%	12,635,720	4,882,026	38.64%
Great West Cas Co	10,338,084	8.14%	9,950,448	7,945,034	79.85%
Western Comm Ins Co	6,317,850	4.98%	5,955,272	3,730,177	62.64%
The Cincinnati Ins Co	4,913,900	3.87%	4,687,114	3,250,799	69.36%
Auto Owners Ins Co	3,831,574	3.02%	3,455,801	2,993,036	86.61%
Ohio Security Ins Co	3,664,330	2.89%	3,526,470	1,753,839	49.73%
Mutual Of Enumclaw Ins Co	3,265,473	2.57%	3,313,383	1,049,568	31.68%

**2018 Business****Other Commercial Auto Liability (continued)**

Employers Mut Cas Co	3,022,365	2.38%	2,721,191	1,632,900	60.01%
Zurich Amer Ins Co	2,901,365	2.29%	3,046,256	4,209,492	138.19%
Owners Ins Co	2,879,166	2.27%	2,700,389	1,644,067	60.88%
Acuity A Mut Ins Co	2,701,680	2.13%	2,478,337	152,360	6.15%
National Interstate Ins Co	2,561,449	2.02%	2,438,678	2,009,975	82.42%
Northland Ins Co	2,522,136	1.99%	2,248,478	2,459,054	109.37%
Sentry Select Ins Co	1,938,791	1.53%	1,743,007	1,816,667	104.23%
Oregon Mut Ins Co	1,849,961	1.46%	1,882,196	512,205	27.21%
North Pacific Ins Co	1,785,674	1.41%	1,581,178	981,882	62.10%
Travelers Prop Cas Co Of Amer	1,711,919	1.35%	1,589,551	1,389,650	87.42%
Federated Mut Ins Co	1,704,634	1.34%	1,580,455	2,073,079	131.17%
Nationwide Agribusiness Ins Co	1,685,580	1.33%	1,593,816	758,744	47.61%
Continental Western Ins Co	1,642,838	1.29%	2,092,334	2,002,179	95.69%
ALL OTHERS (275)	52,075,722	41.02%	50,098,924	28,213,565	-4954903.05%
TOTALS	126,942,055	100.00%	121,318,998	75,460,298	62.20%

**Commercial Auto Physical Damage**

Company Name	Direct Premiums Written	Market Share	Direct Premiums Earned	Direct Losses Incurred	Loss Ratio
Great West Cas Co	9,192,219	13.51%	8,882,254	5,392,219	60.71%
United Financial Cas Co	7,088,690	10.42%	6,564,086	3,800,809	57.90%
Western Comm Ins Co	4,751,251	6.98%	4,372,979	3,657,817	83.65%
Ohio Security Ins Co	2,320,032	3.41%	2,143,856	973,497	45.41%
Auto Owners Ins Co	2,196,176	3.23%	1,944,529	1,540,950	79.25%
The Cincinnati Ins Co	2,117,908	3.11%	1,947,689	1,043,998	53.60%
Mutual Of Enumclaw Ins Co	2,047,358	3.01%	1,982,053	1,598,437	80.65%
Acuity A Mut Ins Co	1,852,449	2.72%	1,699,264	791,190	46.56%
Owners Ins Co	1,810,862	2.66%	1,625,499	1,146,243	70.52%
Employers Mut Cas Co	1,645,611	2.42%	1,463,301	973,734	66.54%
Northland Ins Co	1,428,210	2.10%	1,308,100	803,626	61.43%
Oregon Mut Ins Co	1,307,758	1.92%	1,314,476	516,981	39.33%
Sentry Select Ins Co	1,251,262	1.84%	1,133,109	524,097	46.25%
Federated Mut Ins Co	1,129,830	1.66%	1,019,014	519,803	51.01%
National Interstate Ins Co	892,643	1.31%	868,249	710,036	81.78%
Truck Ins Exch	782,797	1.15%	724,595	329,781	45.51%



**2018 Business****Commercial Auto Physical Damage (continued)**

Motors Ins Corp	781,468	1.15%	781,468	101,360	12.97%
North Pacific Ins Co	779,283	1.15%	692,851	519,966	75.05%
National Cas Co	772,397	1.14%	751,051	250,428	33.34%
Zurich Amer Ins Co	751,971	1.11%	862,510	1,320,036	153.05%
ALL OTHERS (250)	23,125,672	34.00%	22,616,021	12,912,762	14152.04%
TOTALS	68,025,847	100.00%	64,696,954	39,427,770	60.94%

**Private Passenger Auto Physical Damage**

Company Name	Direct Premiums Written	Market Share	Direct Premiums Earned	Direct Losses Incurred	Loss Ratio
State Farm Mut Auto Ins Co	61,834,850	13.70%	61,138,630	40,195,761	65.75%
Farm Bureau Mut Ins Co Of ID	52,696,038	11.68%	48,518,939	37,857,213	78.03%
Safeco Ins Co Of IL	35,222,589	7.80%	33,346,452	21,363,064	64.06%
Farmers Ins Co Of ID	31,603,443	7.00%	31,139,625	18,744,836	60.20%
Allstate Fire & Cas Ins Co	30,465,001	6.75%	29,333,646	16,551,510	56.43%
Progressive Northwestern Ins Co	20,736,229	4.59%	19,833,495	12,594,857	63.50%
GEICO Advantage Ins Co	17,391,418	3.85%	16,231,022	14,349,068	88.41%
Progressive Direct Ins Co	15,872,796	3.52%	15,146,074	10,202,661	67.36%
GEICO Choice Ins Co	10,688,037	2.37%	10,283,511	7,532,108	73.24%
United Serv Automobile Assn	9,902,549	2.19%	9,569,041	6,845,765	71.54%
LM Gen Ins Co	9,230,963	2.05%	8,846,085	6,094,194	68.89%
USAA Cas Ins Co	8,616,175	1.91%	8,343,947	6,358,579	76.21%
Geico Gen Ins Co	7,486,262	1.66%	7,581,032	4,155,915	54.82%
USAA Gen Ind Co	7,351,792	1.63%	7,035,669	4,922,448	69.96%
Auto Owners Ins Co	7,312,478	1.62%	6,286,148	4,921,234	78.29%
Standard Fire Ins Co	7,255,146	1.61%	6,721,088	4,728,927	70.36%
State Farm Fire & Cas Co	5,809,392	1.29%	5,889,413	3,979,130	67.56%
American Family Ins Co	5,735,205	1.27%	5,220,346	4,860,241	93.10%
American Family Mut Ins Co SI	4,824,070	1.07%	5,063,711	3,002,338	59.29%
Geico Ind Co	4,698,699	1.04%	4,598,565	2,313,896	50.32%
ALL OTHERS (143)	96,617,713	21.41%	94,666,947	57,737,379	4764.55%
TOTALS	451,350,845	100.00%	434,793,386	289,311,124	66.54%

**2018 Business****Aircraft**

Company Name	Direct Premiums Written	Market Share	Direct Premiums Earned	Direct Losses Incurred	Loss Ratio
Starr Ind & Liab Co	3,014,710	25.55%	2,680,347	803,017	29.96%
National Union Fire Ins Co Of Pitts	1,502,138	12.73%	2,068,973	799,577	38.65%
Endurance Amer Ins Co	1,016,558	8.61%	880,454	(75,234)	-8.54%
Old Republic Ins Co	843,537	7.15%	792,234	1,336,439	168.69%
QBE Ins Corp	612,154	5.19%	610,071	307,273	50.37%
US Specialty Ins Co	599,622	5.08%	610,618	405,246	66.37%
Mitsui Sumitomo Ins USA Inc	536,409	4.55%	287,566	41,316	14.37%
XL Specialty Ins Co	448,387	3.80%	443,500	(47,936)	-10.81%
Allianz Global Risks US Ins Co	441,344	3.74%	318,851	(53,787)	-16.87%
Great Amer Ins Co	310,635	2.63%	325,816	409,957	125.82%
Hallmark Ins Co	307,566	2.61%	314,343	488,202	155.31%
Ace Amer Ins Co	267,818	2.27%	267,818	0	0.00%
Liberty Mut Ins Co	247,187	2.09%	208,536	(1,182)	-0.57%
Avemco Ins Co	242,944	2.06%	234,366	59,730	25.49%
American Alt Ins Corp	235,268	1.99%	235,268	48,058	20.43%
North Amer Elite Ins Co	229,461	1.94%	202,625	50,245	24.80%
StarStone Natl Ins Co	224,337	1.90%	154,503	103,024	66.68%
National Ind Co	137,155	1.16%	121,547	49,838	41.00%
National Liab & Fire Ins Co	133,951	1.14%	113,828	28,297	24.86%
General Reins Corp	133,951	1.14%	113,828	22,863	20.09%
ALL OTHERS (24)	316,006	2.68%	507,871	267,202	470112.28%
TOTALS	11,801,138	100.00%	11,492,963	5,042,145	43.87%

**Fidelity**

Company Name	Direct Premiums Written	Market Share	Direct Premiums Earned	Direct Losses Incurred	Loss Ratio
Travelers Cas & Surety Co Of Amer	597,632	19.26%	538,174	995,929	185.06%
Cumis Ins Society Inc	332,439	10.71%	344,962	(265,287)	-76.90%
Federal Ins Co	242,701	7.82%	289,419	(84,573)	-29.22%
Western Surety Co	193,213	6.23%	203,271	(8,018)	-3.94%
Berkley Regional Ins Co	187,372	6.04%	127,160	3,913	3.08%
Southwest Marine & Gen Ins Co	186,052	5.99%	119,554	33,848	28.31%
Zurich Amer Ins Co	130,834	4.22%	33,514	43,356	129.37%

**2018 Business****Fidelity (continued)**

Great Amer Ins Co	124,707	4.02%	123,329	1,636	1.33%
Colonial Amer Cas & Surety Co	80,569	2.60%	26,634	2,250	8.45%
Federated Mut Ins Co	77,581	2.50%	70,310	2,188	3.11%
Ace Amer Ins Co	76,064	2.45%	48,602	86,152	177.26%
National Union Fire Ins Co Of Pitts	61,228	1.97%	131,247	(68,404)	-52.12%
Employers Mut Cas Co	59,369	1.91%	65,645	7,982	12.16%
Hartford Fire Ins Co	50,116	1.61%	53,919	(4,827)	-8.95%
Berkley Ins Co	42,899	1.38%	11,667	2,471	21.18%
The Cincinnati Ins Co	40,991	1.32%	56,068	(4,253)	-7.59%
Starr Ind & Liab Co	33,388	1.08%	33,388	15,936	47.73%
Philadelphia Ind Ins Co	31,775	1.02%	27,288	1,021	3.74%
Axis Ins Co	29,935	0.96%	13,103	3,790	28.92%
Continental Cas Co	28,834	0.93%	22,000	9,046	41.12%
ALL OTHERS (96)	495,956	15.98%	594,267	223,719	772.25%
<b>TOTALS</b>	<b>3,103,655</b>	<b>100.00%</b>	<b>2,933,521</b>	<b>997,875</b>	<b>34.02%</b>

**Surety**

Company Name	Direct Premiums		Market Share	Direct Premiums		Direct Losses	
	Written			Earned	Incurred	Loss Ratio	
Liberty Mut Ins Co	3,282,983		13.85%	3,612,259	550,761	15.25%	
Travelers Cas & Surety Co Of Amer	3,210,954		13.55%	3,023,979	(146,985)	-4.86%	
Fidelity & Deposit Co Of MD	2,159,931		9.11%	2,332,787	17,737	0.76%	
Western Surety Co	1,915,863		8.08%	1,927,534	148,480	7.70%	
Berkley Ins Co	882,027		3.72%	675,632	141,603	20.96%	
Developers Surety & Ind Co	843,603		3.56%	842,093	4,968	0.59%	
Great Amer Ins Co	617,007		2.60%	695,898	(42,801)	-6.15%	
Hartford Fire Ins Co	609,576		2.57%	747,684	25,019	3.35%	
Nationwide Mut Ins Co	595,692		2.51%	571,540	(8,460)	-1.48%	
North Amer Specialty Ins Co	561,601		2.37%	817,129	(145,494)	-17.81%	
Arch Ins Co	524,975		2.22%	502,163	2,276	0.45%	
Federal Ins Co	456,955		1.93%	265,817	(48,527)	-18.26%	
The Cincinnati Ins Co	427,333		1.80%	370,626	(40,564)	-10.94%	
Argonaut Ins Co	401,905		1.70%	430,901	41,833	9.71%	
Lexon Ins Co	386,474		1.63%	288,007	99,956	34.71%	
US Specialty Ins Co	362,129		1.53%	279,567	81,747	29.24%	
American Contractors Ind Co	355,287		1.50%	365,283	5,858	1.60%	
Ohio Cas Ins Co	350,180		1.48%	403,753	45,028	11.15%	

**2018 Business****Surety (continued)**

United Fire & Cas Co	334,164	1.41%	279,797	7,592	2.71%
Merchants Bonding Co a Mut	327,620	1.38%	310,884	2,952	0.95%
ALL OTHERS (117)	5,094,019	21.49%	4,965,496	(235,109)	-2206.12%
TOTALS	23,700,278	100.00%	23,708,829	507,870	2.14%

**Burglary and Theft**

Company Name	Direct Premiums Written	Market Share	Direct Premiums Earned	Direct Losses Incurred	Loss Ratio
Travelers Cas & Surety Co Of Amer	301,966	34.28%	269,995	402,293	149.00%
The Cincinnati Ins Co	122,869	13.95%	104,897	0	0.00%
Hiscox Ins Co Inc	77,812	8.83%	42,140	(1,380)	-3.27%
Federal Ins Co	41,173	4.67%	36,233	(33,808)	-93.31%
Zurich Amer Ins Co	40,179	4.56%	43,680	(1,000)	-2.29%
Ace Amer Ins Co	24,523	2.78%	15,746	(2,198)	-13.96%
Western Comm Ins Co	24,160	2.74%	24,788	4,000	16.14%
National Union Fire Ins Co Of Pitts	22,348	2.54%	74,235	0	0.00%
Nationwide Mut Ins Co	18,295	2.08%	17,397	168	0.97%
The Cincinnati Ind Co	18,075	2.05%	14,666	0	0.00%
Penn Millers Ins Co	15,385	1.75%	15,292	(856)	-5.60%
Hanover Ins Co	13,272	1.51%	24,910	164	0.66%
Continental Cas Co	12,229	1.39%	8,644	1,858	21.49%
Employers Mut Cas Co	8,674	0.98%	10,768	1,020	9.47%
Atlantic Specialty Ins Co	8,627	0.98%	11,703	(286)	-2.44%
Philadelphia Ind Ins Co	8,035	0.91%	7,743	50	0.65%
Federated Mut Ins Co	8,032	0.91%	8,810	(1,266)	-14.37%
United Fire & Cas Co	7,851	0.89%	4,736	44	0.93%
Twin City Fire Ins Co Co	7,721	0.88%	5,980	(178)	-2.98%
American Guar & Liab Ins	7,544	0.86%	3,789	51	1.35%
ALL OTHERS (73)	92,007	10.45%	122,874	2,620	-1.97%
TOTALS	880,777	100.00%	869,026	371,296	42.73%

**2018 Business****Boiler and Machinery**

Company Name	Direct Premiums Written	Market Share	Direct Premiums Earned	Direct Losses Incurred	Loss Ratio
Factory Mut Ins Co	2,630,039	33.68%	2,507,624	3,207,904	127.93%
Affiliated Fm Ins Co	411,482	5.27%	370,552	0	0.00%
Hartford Steam Boil Inspec & Ins Co	385,546	4.94%	379,256	96,781	25.52%
Travelers Prop Cas Co Of Amer	344,093	4.41%	331,307	7,563	2.28%
Mutual Of Enumclaw Ins Co	339,541	4.35%	329,537	71,620	21.73%
The Cincinnati Ins Co	261,992	3.36%	270,177	127,805	47.30%
Employers Mut Cas Co	208,015	2.66%	188,203	31,654	16.82%
American Home Assur Co	206,206	2.64%	203,128	962	0.47%
Emcasco Ins Co	192,221	2.46%	204,467	40,043	19.58%
Amco Ins Co	166,636	2.13%	173,731	74,537	42.90%
Western Comm Ins Co	166,151	2.13%	168,012	8,814	5.25%
Zurich Amer Ins Co	165,404	2.12%	140,167	13,228	9.44%
XL Ins Amer Inc	160,278	2.05%	159,296	(12,786)	-8.03%
Liberty Mut Fire Ins Co	144,003	1.84%	127,289	(55,000)	-43.21%
Continental Western Ins Co	141,881	1.82%	185,094	43,197	23.34%
Oregon Mut Ins Co	132,436	1.70%	129,792	82,828	63.82%
Federal Ins Co	114,239	1.46%	96,141	(31,606)	-32.87%
Acuity A Mut Ins Co	111,354	1.43%	106,438	352,253	330.95%
Penn Millers Ins Co	98,970	1.27%	82,838	(4,086)	-4.93%
American Guar & Liab Ins	91,486	1.17%	99,230	6,137	6.18%
ALL OTHERS (116)	1,335,906	17.11%	1,334,287	260,112	-3913.62%
TOTALS	7,807,879	100.00%	7,586,566	4,321,960	56.97%

**Credit**

Company Name	Direct Premiums Written	Market Share	Direct Premiums Earned	Direct Losses Incurred	Loss Ratio
Great Amer Assur Co	709,299	21.38%	619,944	89,713	14.47%
Arch Ins Co	596,380	17.97%	349,649	330,727	94.59%
Ohio Ind Co	335,469	10.11%	401,559	218,751	54.48%
Great Amer Ins Co	320,835	9.67%	307,798	216,180	70.23%
Euler Hermes N Amer Ins Co	315,366	9.50%	299,901	60,885	20.30%
Old Republic Ins Co	282,810	8.52%	390,383	313,583	80.33%
American Natl Prop & Cas Co	195,145	5.88%	186,036	36,936	19.85%

**2018 Business****Credit (continued)**

Atradius Trade Credit Ins Co	129,110	3.89%	343,698	5,914	1.72%
Atlantic Specialty Ins Co	90,552	2.73%	95,994	(5,139)	-5.35%
First Colonial Ins Co	72,704	2.19%	157,856	60,230	38.16%
Securian Cas Co	63,026	1.90%	26,485	746	2.82%
Triton Ins Co	60,079	1.81%	41,415	29,130	70.34%
Coface N Amer Ins Co	48,798	1.47%	52,578	142,203	270.46%
American Security Ins Co	45,960	1.39%	45,960	(20)	-0.04%
Ace Amer Ins Co	41,971	1.26%	39,531	15,303	38.71%
American Bankers Ins Co Of FL	37,749	1.14%	37,749	(1,115)	-2.95%
Clear Spring Prop & Cas Co	2,989	0.09%	2,989	0	0.00%
Wesco Ins Co	2,020	0.06%	2,020	100	4.95%
Great Amer Ins Co of NY	0	0.00%	0	(1)	0.00%
Virginia Surety Co Inc	0	0.00%	116	0	0.00%
ALL OTHERS (4)	-31,990	-0.96%	72,284	(15,490)	-32036.11%
TOTALS	3,318,272	100.00%	3,473,945	1,498,636	43.14%

**Warranty**

Company Name	Direct Premiums Written	Market Share	Direct Premiums Earned	Direct Losses Incurred	Loss Ratio
Heritage Ind Co	2,092,300	32.45%	174,894	93,541	53.48%
Universal Underwriters Ins Co	1,710,392	26.53%	1,697,785	921,394	54.27%
American Bankers Ins Co Of FL	763,154	11.84%	916,089	208,758	22.79%
Wesco Ins Co	731,768	11.35%	600,464	155,438	25.89%
Dealers Assur Co	638,650	9.91%	161,881	115,189	71.16%
National Cas Co	146,064	2.27%	54,118	65,166	120.41%
American Mercury Ins Co	96,474	1.50%	84,428	26,195	31.03%
Lyndon Southern Ins Co	70,250	1.09%	20,317	(200)	-0.98%
MIC Prop & Cas Ins Corp	65,345	1.01%	57,357	19,987	34.85%
Old Republic Ins Co	49,077	0.76%	319,638	97,251	30.43%
Courtesy Ins Co	38,540	0.60%	36,549	27,713	75.82%
Continental Cas Co	34,793	0.54%	31,434	12,719	40.46%
Starr Ind & Liab Co	6,927	0.11%	15,627	(4,380)	-28.03%
Technology Ins Co Inc	1,664	0.03%	2,445	2,411	98.61%
Great Amer Ins Co of NY	1,573	0.02%	1,448	(2)	-0.14%

**2018 Business****Warranty (continued)**

Chicago Ins Co	0	0.00%	0	(12)	0.00%
Associated Ind Corp	0	0.00%	0	36	0.00%
Greenwich Ins Co	0	0.00%	2,213	(2,884)	-130.32%
Firemans Fund Ins Co	0	0.00%	0	(1,387)	0.00%
American Automobile Ins Co	0	0.00%	0	(2)	0.00%
ALL OTHERS (6)	-	0.00%	14	3,074	-100.00%
TOTALS	6,446,971	100.00%	4,176,701	1,740,005	41.66%

**Aggregate Write-ins for Other Lines of Business**

Company Name	Direct Premiums Written	Market Share	Direct Premiums Earned	Direct Losses Incurred	Loss Ratio
Midwest Employers Cas Co	590,007	25.65%	580,395	(693,533)	-119.49%
Courtesy Ins Co	510,174	22.18%	622,156	249,932	40.17%
Independence Amer Ins Co	448,596	19.50%	444,884	274,289	61.65%
Triton Ins Co	235,063	10.22%	160,475	24,971	15.56%
American Road Ins Co	185,446	8.06%	185,446	(253)	-0.14%
Central States Ind Co Of Omaha	135,422	5.89%	135,454	22,366	16.51%
Excess Share Ins Corp	71,030	3.09%	71,030	0	0.00%
Esurance Prop & Cas Ins Co	60,625	2.64%	60,625	0	0.00%
Gem State Ins Co	19,100	0.83%	19,100	0	0.00%
Allstate Vehicle & Prop Ins Co	15,461	0.67%	14,307	0	0.00%
Allstate Prop & Cas Ins Co	11,952	0.52%	12,506	0	0.00%
Ace Amer Ins Co	8,667	0.38%	8,667	1,681	19.40%
Allstate Ind Co	8,334	0.36%	8,771	0	0.00%
Greenwich Ins Co	8,225	0.36%	8,993	909	10.11%
Transamerica Cas Ins Co	6,067	0.26%	5,565	374	6.72%
Allstate Ins Co	4,869	0.21%	5,057	0	0.00%
Westport Ins Corp	3,612	0.16%	3,617	0	0.00%
Centurion Cas Co	3,208	0.14%	3,208	(2,000)	-62.34%
Esurance Ins Co	2,850	0.12%	2,850	0	0.00%
American Bankers Ins Co Of FL	1,999	0.09%	2,259	(52)	-2.30%
ALL OTHERS (7)	(30,543)	-1.33%	62,899	18,088	-12612.95%
TOTALS	2,300,164	100.00%	2,418,264	(103,228)	-4.27%

**2018 Business****Accident and Health—Life, Health and Managed Care Companies**

Company Name	Direct Premiums Written	Market Share	Direct Premiums Earned	Direct Losses Incurred	Loss Ratio
Blue Cross of ID Hlth Serv Inc	1,248,348,654	31.24%	1,247,378,707	1,050,153,385	100.00%
Regence Blueshield Of ID Inc	438,405,943	10.97%	439,590,358	340,474,981	100.00%
SelectHealth Inc	396,876,564	9.93%	396,999,564	332,613,955	100.00%
Blue Cross of ID Care Plus Inc	351,999,992	8.81%	350,170,091	298,214,377	100.00%
UnitedHealthcare Ins Co	327,084,250	8.19%	330,326,406	243,897,908	100.00%
Montana Hlth Cooperative	152,374,097	3.81%	152,374,097	127,309,025	100.00%
Pacificsource Comm Hlth Plans	146,145,993	3.66%	146,644,736	125,356,434	100.00%
Aetna Life Ins Co	68,538,966	1.72%	68,729,349	34,248,122	0.00%
Pacificsource Hlth Plans	66,700,499	1.67%	66,700,499	54,744,819	100.00%
Humana Ins Co	60,225,565	1.51%	60,225,226	41,591,217	100.00%
Delta Dental Plan of ID Inc	58,535,109	1.46%	58,535,109	46,611,465	100.00%
MCNA Ins Co	54,901,502	1.37%	0	47,565,841	0.00%
Cigna Hlth & Life Ins Co	44,120,265	1.10%	44,006,032	38,355,793	100.00%
United Hlthcare of UT Inc	43,285,232	1.08%	43,115,828	37,421,854	100.00%
Arcadian Hlth Plan Inc	33,659,185	0.84%	33,659,185	25,470,967	100.00%
American Family Life Assur Co of Col	32,461,598	0.81%	32,652,421	16,019,067	0.00%
Continental Life Ins Co Brentwood	24,317,983	0.61%	24,275,867	18,400,951	100.00%
Molina Hlthcare of UT Inc DBA Amfam	20,066,200	0.50%	19,841,924	17,525,517	100.00%
Mutual Of Omaha Ins Co	19,648,454	0.49%	19,738,586	13,767,811	100.00%
Metropolitan Life Ins Co	18,590,301	0.47%	18,028,374	17,707,273	100.00%
ALL OTHERS (304)	389,495,120	9.75%	390,798,693	277,913,711	25200.00%
TOTALS	3,995,781,472	100.00%	3,943,791,052	3,205,364,473	81.28%

**Title**

Company Name	Direct Premiums Written	Market Share	Direct Premiums Earned	Direct Losses Incurred	Loss Ratio
Old Republic Natl Title Ins Co	33,454,464	27.18%	33,120,482	369,158	1.11%
First Amer Title Ins Co	22,544,710	18.32%	22,397,857	780,085	3.48%
Westcor Land Title Ins Co	17,141,894	13.93%	17,573,143	119,606	0.68%
Stewart Title Guar Co	11,982,843	9.74%	11,788,964	(140,022)	-1.19%
Title Resources Guar Co	11,966,576	9.72%	11,598,898	155,396	1.34%
Chicago Title Ins Co	10,278,524	8.35%	10,354,785	202,111	1.95%
Commonwealth Land Title Ins Co	10,044,294	8.16%	10,002,808	1,094,398	10.94%



**2018 Business****Title (continued)**

Fidelity Natl Title Ins Co	5,106,004	4.15%	5,338,911	138,544	2.59%
National Title Ins of NY Inc	205,565	0.17%	213,458	0	0.00%
WFG Natl Title Ins Co	178,686	0.15%	195,340	0	0.00%
North Amer Title Ins Co	176,477	0.14%	168,772	0	0.00%
Investors Title Ins. Co	0	0.00%	5	0	0.00%
TOTALS	115,066,649	100.00%	113,779,826	2,371,843	18.69%

**Credit Life**

Company Name	Direct Premiums Written	Market Share	Direct Losses Incurred	Loss Ratio	
CMIFG Life Ins Co	2,328,348	53.91%	921,101	32.59%	
Minnesota Life Ins Co	761,638	17.63%	404,517	60.25%	
American Hlth & Life Ins Co	661,641	15.32%	196,345	46.15%	
American Natl Ins Co	337,469	7.81%	76,634	17.87%	
Merit Life Ins Co	45,939	1.06%	126,766	55.80%	
Central States H & L Co Of Omaha	42,755	0.99%	1,491	1.06%	
American Bankers Life Assur Co Of FL	33,109	0.77%	17,379	44.85%	
Securian Life Ins Co	31,508	0.73%	39,012	124.36%	
American Republic Ins Co	31,100	0.72%	(454)	-1.45%	
Protective Life Ins Co	16,626	0.38%	(43)	-0.23%	
Life Of The South Ins Co	13,111	0.30%	9,730	16.15%	
Pavonia Life Ins Co of MI	11,553	0.27%	(1,279)	-9.05%	
General Fidelity Life Ins Co	1,069	0.02%	0	0.00%	
American Gen Life Ins Co	1,005	0.02%	(197)	-303.08%	
Centurion Life Ins Co	911	0.02%	(67)	-7.35%	
Plateau Ins Co	790	0.02%	29	10.90%	
Transamerica Life Ins Co	674	0.02%	56,773	143.65%	
Individual Assur Co Life Hlth & Acc	0	0.00%	2,443	213.36%	
Puritan Life Ins Co of Amer	0	0.00%	0	0.00%	
Guarantee Trust Life Ins Co	0	0.00%	(160)	-5.74%	
ALL OTHERS (2)	0	0.00%	(9)	-10.55%	
TOTALS	4,319,246	100.00%	1,850,011	37.27%	

**2018 Business**

<b>Group Life and Annuity - Group Life</b>						
<b>Company Name</b>	<b>Direct Premiums Written</b>	<b>Direct Annuity Consideration</b>	<b>Direct Claims and Benefits Paid</b>	<b>Group Life Market Share</b>	<b>Group Annuity Market Share</b>	
Standard Ins Co	17,603,883	39,860	42,063,564	14.05%	0.01%	
Metropolitan Life Ins Co	16,282,123	31,341,143	53,086,184	13.00%	8.89%	
Prudential Ins Co Of Amer	13,573,345	211,994,961	152,326,715	10.84%	60.14%	
Great Western Ins Co	9,340,296	-	6,405,271	7.46%	3.18%	
Principal Life Ins Co	8,633,083	-	16,757,143	6.89%	0.00%	
New York Life Ins Co	7,352,140	325,020	32,175,865	5.87%	0.09%	
Hartford Life & Accident Ins Co	6,703,009	-	4,576,297	5.35%	-	
Life Ins Co Of N Amer	4,732,738	-	3,939,195	3.78%	-	
Lincoln Natl Life Ins Co	4,428,504	2,534,973	80,420,377	3.54%	0.72%	
Unum Life Ins Co Of Amer	4,324,737	-	1,763,521	3.45%	-	
United Heritage Life Ins Co	4,015,118	896,192	9,522,157	3.21%	0.25%	
LifeMap Assur Co	3,736,158	-	2,754,373	2.98%	-	
National Guardian Life Ins Co	2,798,608	161,011	1,100,024	2.23%	5.00%	
Massachusetts Mut Life Ins Co	2,553,164	3,827,690	36,361,954	2.04%	1.09%	
Securian Life Ins Co	2,251,336	187,015	2,661,572	1.80%	0.05%	
Metropolitan Tower Life Ins Co	1,490,660	(0)	2,040,954	1.19%	0.00%	
Liberty Life Assur Co Of Boston	1,411,144	-	3,780,410	1.13%	0.00%	
CMFG Life Ins Co	1,234,311	-	18,615,554	0.99%	0.00%	
Minnesota Life Ins Co	1,213,574	612,843	10,892,557	0.97%	0.17%	
AAA Life Ins Co	996,508	-	597,516	0.80%	0.00%	
ALL OTHERS (288)	11,586,818	2,447,554	1,574,700,102	9.20%	0.69%	
TOTALS	125,264,749	352,508,155	2,056,541,305	100.00%	100.00%	
<b>Group Life and Annuity - Group Annuity</b>						
<b>Company Name</b>	<b>Direct Premiums Written</b>	<b>Direct Annuity Consideration</b>	<b>Direct Claims and Benefits Paid</b>	<b>Group Life Market Share Premiums</b>	<b>Group Annuity Market Share Considerations</b>	
Prudential Ins Co Of Amer	13,573,345	211,994,961	152,326,715	10.84%	60.14%	
Metropolitan Life Ins Co	16,282,123	31,341,143	53,086,184	13.00%	8.89%	
Teachers Ins & Ann Assoc Of Amer	0	25,358,951	44,448,107	0.00%	7.19%	
Voya Retirement Ins & Ann Co	11,647	21,206,294	60,568,255	0.01%	6.02%	
American United Life Ins Co	10,171	13,723,079	24,784,852	0.01%	3.89%	
<b>Group Life and Annuity - Group Annuity (continued)</b>						

**2018 Business**

Company Name	Direct Premiums Written	Direct Annuity Consideration	Direct Claims and Benefits Paid	Group Life Market Share Premiums	Group Annuity Market Share Considerations
Great W Life & Ann Ins Co	341,710	11,202,858	24,964,959	27.00%	3.18%
Variable Ann Life Ins Co	-	8,070,460	21,469,037	-	2.29%
Athene Ann & Life Co	0	5,910,033	20,999,449	0.00%	1.68%
Massachusetts Mut Life Ins Co	2,553,164	3,827,690	36,361,954	2.04%	1.09%
Sentry Life Ins Co	6,170	3,322,420	1,755,315	0.00%	0.94%
AXA Equitable Life Ins Co	442	3,222,042	38,810,116	0.00%	0.91%
Lincoln Natl Life Ins Co	4,428,504	2,534,973	80,420,377	3.54%	0.72%
United Of Omaha Life Ins Co	990,971	1,983,053	7,456,701	0.79%	0.56%
Ameritas Life Ins Corp	444	1,739,983	10,150,400	0.00%	0.49%
Protective Life Ins Co	188,885	1,102,300	16,550,471	0.15%	0.31%
Banner Life Ins Co	0	1,095,476	7,550,771	0.00%	0.31%
United Heritage Life Ins Co	4,015,118	896,192	9,522,157	3.12%	0.25%
Minnesota Life Ins Co	1,213,574	612,843	10,892,557	0.97%	0.17%
Jackson Natl Life Ins Co	35,463	500,000	92,755,286	0.03%	0.14%
Delaware Life Ins Co	-	415,850	9,178,663	0.00%	0.12%
ALL OTHERS (133)	10,590,310	2,447,554	1,332,488,979	8.45%	0.69%
TOTALS	125,264,749	352,508,155	2,056,541,305	100.00%	100.00%

**Industrial Life**

Company Name	Direct Premiums Written	Direct Annuity Consideration	Direct Claims and Benefits Paid	Market Share Premiums
Union Security Ins Co	279	3,060	1,420,300	51.48%
Lincoln Life & Ann Co of NY	79	10,652	453,814	14.58%
Western & Southern Life Ins Co	61	-	61,702	11.25%
Transamerica Premier Life Ins Co	41	2,857,353	8,879,953	7.56%
Athene Annuity & Life Assur Co	22	41,069,685	20,999,449	4.06%
Liberty Natl Life Ins Co	21	12,394	170,183	3.87%
American Natl Ins Co	21	6,297,465	9,787,632	3.87%
The Cincinnati Life Ins Co	12	153,047	1,900,277	2.21%
National Guardian Life Ins Co	6	166,011	1,100,024	1.11%
TOTALS	542	50,569,667	44,773,334	100.00%

**2018 Business**

<b>Ordinary Life and Annuity - Life Premiums</b>						
<b>Company Name</b>	<b>Direct Premiums Written</b>	<b>Direct Annuity Consideration</b>	<b>Direct Claims and Benefits Paid</b>	<b>In Force on 12/31/2018</b>	<b>Market Share Premiums</b>	<b>Market Share Considerations</b>
Northwestern Mut Life Ins Co	67,963,262	19,436,925	76,265,255	12,166,380,255	11.41%	1.62%
Massachusetts Mut Life Ins Co	24,153,729	15,219,024	36,361,954	2,393,061,467	4.05%	1.27%
New York Life Ins Co	24,096,684	1,561,027	32,175,865	3,833,743,449	4.05%	0.13%
State Farm Life Ins Co	19,211,377	4,969,094	20,239,665	4,466,264,347	3.23%	0.41%
Standard Ins Co	18,760,513	3,058,313	42,063,564	12,408,344,675	3.15%	0.25%
Farm Bureau Life Ins Co	18,490,877	12,652,729	21,744,453	3,974,757,688	3.10%	1.05%
Metropolitan Life Ins Co	18,288,478	31,506,146	53,086,184	9,353,793,685	3.07%	2.63%
Lincoln Natl Life Ins Co	17,851,182	56,030,125	80,420,377	4,319,659,908	3.00%	4.67%
Pacific Life Ins Co	17,249,712	38,096,469	41,032,385	1,195,583,129	2.90%	3.17%
Prudential Ins Co Of Amer	16,363,346	212,271,929	152,326,715	9,089,083,648	2.75%	17.69%
Minnesota Life Ins Co	11,512,059	6,618,639	10,892,557	1,417,661,301	1.93%	0.55%
Principal Life Ins Co	10,773,360	15,135,749	16,757,143	2,306,036,285	1.81%	1.26%
Pruco Life Ins Co	10,734,713	26,628,679	41,727,166	2,653,081,423	1.80%	2.22%
Protective Life Ins Co	10,142,209	4,729,634	16,550,471	4,008,022,820	1.70%	0.39%
John Hancock Life Ins Co USA	9,426,255	688,022	93,096,388	1,534,152,401	1.58%	0.06%
Great Western Ins Co	9,409,784	174,578	6,405,271	75,298,095	1.58%	0.01%
American Gen Life Ins Co	8,985,858	39,694,750	49,378,039	3,448,346,466	1.51%	3.31%
United Of Omaha Life Ins Co	8,765,222	2,799,544	7,456,701	1,329,549,434	1.47%	0.23%
Farmers New World Life Ins Co	8,716,091	240,978	8,941,885	2,463,096,750	1.46%	0.02%
Midland Natl Life Ins Co	8,659,997	11,102,708	17,084,899	1,054,776,497	1.45%	0.93%
ALL OTHERS (326)	247,790,426	696,827,122	1,204,891,378	61,304,951,527	43.00%	58.11%
TOTALS	595,682,206	1,199,927,712	2,056,541,305	146,724,187,016	100.00%	100.00%
<b>Ordinary Life and Annuity - Annuity Considerations</b>						
<b>Company Name</b>	<b>Direct Premiums Written</b>	<b>Direct Annuity Consideration</b>	<b>Direct Claims and Benefits Paid</b>	<b>In Force on 12/31/2018</b>	<b>Market Share Premiums</b>	<b>Market Share Considerations</b>
Prudential Ins Co Of Amer	16,363,346	212,271,929	152,326,715	9,089,083,648	2.75%	17.69%
Allianz Life Ins Co Of N Amer	3,422,846	77,228,537	52,796,000	224,061,904	0.57%	6.44%
Lincoln Natl Life Ins Co	17,851,182	56,030,125	80,420,377	4,319,659,908	3.00%	4.67%
Jackson Natl Life Ins Co	3,631,609	52,038,579	92,755,286	886,083,573	0.61%	4.34%
New York Life Ins & Ann Corp	3,401,684	50,101,299	45,206,056	334,800,587	0.57%	4.18%

**2018 Business**

<b>Ordinary Life and Annuity - Annuity Considerations (continued)</b>						
<b>Company Name</b>	<b>Direct Premiums Written</b>	<b>Direct Annuity Consideration</b>	<b>Direct Claims and Benefits Paid</b>	<b>In Force on 12/31/2018</b>	<b>Market Share Premiums</b>	<b>Market Share Considerations</b>
Athene Ann & Life Co	451,292	41,069,685	20,999,449	52,286,157	0.08%	3.42%
Teachers Ins & Ann Assoc Of Amer	597,118	39,947,880	44,448,107	29,431,668	0.10%	3.33%
American Gen Life Ins Co	8,985,858	39,694,750	49,378,039	3,448,346,466	1.51%	3.31%
Pacific Life Ins Co	17,249,712	38,096,469	41,032,385	1,195,583,129	2.90%	3.17%
Forethought Life Ins Co	491,111	34,656,563	10,322,635	16,687,866	0.08%	2.89%
American United Life Ins Co	7,756,212	34,079,574	24,784,852	1,711,928,258	1.30%	2.84%
Metropolitan Life Ins Co	18,288,478	31,506,146	53,086,184	9,353,793,685	3.07%	2.63%
Symetra Life Ins Co	4,840,874	30,570,745	20,828,945	872,026,788	0.81%	2.55%
American Equity Invest Life Ins Co	704	29,320,249	20,603,247	8,000	0.00%	2.44%
Pruco Life Ins Co	10,734,713	26,628,679	41,727,166	2,653,081,423	1.80%	2.22%
Delaware Life Ins Co	69,114	26,006,436	9,178,663	9,937,623	0.01%	2.17%
Great Amer Life Ins Co	138,255	24,190,982	13,984,369	43,194,948	0.02%	2.02%
Voya Retirement Ins & Ann Co	126,781	21,224,503	60,568,255	10,698,956	0.02%	1.77%
AXA Equitable Life Ins Co	3,462,261	20,274,022	38,810,116	814,019,458	0.58%	1.69%
Northwestern Mut Life Ins Co	67,963,262	19,436,925	76,265,255	12,166,380,255	11.41%	1.62%
ALL OTHERS (326)	409,855,794	295,553,635	1,107,019,204	99,493,092,716	68.80%	24.63%
TOTALS	595,682,206	1,199,927,712	2,056,541,305	146,724,187,016	100.00%	100.00%

# Summary of Financial Condition as of December 31, 2018

LIFE AND DISABILITY INSURERS						
Company Name	State of Domicile	Admitted Assets	Capital & Surplus	Net Gain From Operations	Premium/Annuity Considerations	Incurred Benefits
4 EVER LIFE INS CO	IL	181,986,256	81,412,301	3,981,209	69,822,419	58,536,018
5 STAR LIFE INS CO	NE	302,153,187	28,056,784	(345,101)	129,960,989	112,140,082
AAA LIFE INS CO	MI	678,164,784	172,457,421	18,269,180	120,321,421	79,148,097
ABILITY INS CO	NE	740,476,444	23,253,682	(4,326,006)	52,045,301	72,427,280
ACCORDIA LIFE & ANN CO	IA	9,098,672,031	765,617,186	14,454,029	329,784,452	499,397,316
ACE LIFE INS CO	CT	54,849,095	7,503,881	(2,887,216)	3,115,779	5,576,719
AETNA HLTH & LIFE INS CO	CT	185,176,815	106,541,254	(28,370,826)	374,039,449	312,902,224
AETNA LIFE INS CO	CT	20,230,650,349	3,697,148,894	1,918,438,826	19,837,649,241	16,253,019,930
ALL SAVERS INS CO	IN	733,387,978	579,710,263	57,651,242	493,841,890	411,273,052
ALLIANZ LIFE INS CO OF N AMER	MN	142,036,406,172	6,575,512,009	1,259,157,926	11,925,213,073	16,736,227,460
ALLSTATE ASSUR CO	IL	693,289,833	140,977,378	(46,005,146)	166,498,857	79,948,529
ALLSTATE LIFE INS CO	IL	30,130,108,630	3,471,176,461	360,584,703	958,398,965	1,643,832,863
AMALGAMATED LIFE INS CO	NY	146,540,258	66,765,219	4,933,566	96,514,830	79,411,400
AMERICAN AMICABLE LIFE INS CO OF TX	TX	313,099,895	63,146,180	2,465,949	51,558,264	31,056,460
AMERICAN BANKERS LIFE ASSUR CO OF FL	FL	338,433,124	47,899,772	23,824,999	95,120,910	13,225,110
AMERICAN EQUITY INVEST LIFE INS CO	IA	53,705,158,340	3,251,880,895	228,485,215	3,520,848,692	5,689,757,567
AMERICAN FAMILY LIFE ASSUR CO OF COL	NE	14,043,135,832	2,599,640,187	1,399,044,696	8,431,590,114	5,158,787,499
AMERICAN FAMILY LIFE INS CO	WI	5,274,056,468	646,854,082	78,175,380	369,322,399	360,834,032
AMERICAN FARMERS & RANCHERS LIFE INS	OK	30,463,730	2,335,881	97,628	2,194,450	2,793,788
AMERICAN FIDELITY ASSUR CO	OK	6,101,209,972	505,225,949	92,440,188	1,091,656,948	723,828,987
AMERICAN FIDELITY LIFE INS CO	FL	401,311,513	68,560,651	3,621,087	10,192,249	17,842,495
AMERICAN GEN LIFE INS CO	TX	176,784,737,643	6,350,254,621	906,475,781	(10,118,306,843)	12,978,402,825
AMERICAN HERITAGE LIFE INS CO	FL	2,003,066,083	323,869,272	81,709,580	952,518,112	522,256,896
AMERICAN HLTH & LIFE INS CO	TX	1,038,099,942	128,540,083	33,303,816	377,611,479	254,287,368
AMERICAN HOME LIFE INS CO	KS	264,376,194	21,839,629	311,268	25,122,836	24,235,978
AMERICAN INCOME LIFE INS CO	IN	4,156,790,188	342,970,610	191,362,663	800,679,560	436,150,804
AMERICAN LIFE & SECURITY CORP	NE	22,262,902	20,979,285	(4,507,170)	1,519,290	1,427,139
AMERICAN MATURITY LIFE INS CO	CT	61,610,861	48,914,915	722,253	76,676	230,213
AMERICAN MEMORIAL LIFE INS CO	SD	3,339,117,718	147,350,203	38,136,981	562,095,793	485,127,720
AMERICAN NATL INS CO	TX	20,467,545,782	3,162,807,536	18,587,244	1,949,886,451	2,202,745,608
AMERICAN NATL LIFE INS CO OF TX	TX	127,657,525	32,974,404	(1,499,717)	39,194,254	37,367,936
AMERICAN PUBLIC LIFE INS CO	OK	100,821,581	35,195,524	5,152,523	96,564,499	54,229,792
AMERICAN REPUBLIC INS CO	IA	1,057,032,659	481,824,499	25,717,974	675,924,240	572,123,863
AMERICAN UNITED LIFE INS CO	IN	27,997,639,150	1,052,563,342	44,102,354	3,902,362,608	4,377,527,631

# Summary of Financial Condition as of December 31, 2018

LIFE AND DISABILITY INSURERS (continued)						
Company Name	State of Domicile	Admitted Assets	Capital & Surplus	Net Gain From Operations	Premium/Annuity Considerations	Incurred Benefits
AMERICO FIN LIFE & ANN INS CO	TX	4,570,254,245	466,984,112	57,486,108	551,791,104	503,372,540
AMERITAS LIFE INS CORP	NE	21,734,848,912	1,510,626,192	52,791,273	2,781,653,173	3,232,132,555
AMICA LIFE INS CO	RI	1,322,423,896	328,262,245	7,826,758	69,796,272	79,269,810
ANNUITY INVESTORS LIFE INS CO	OH	3,133,029,039	312,674,395	36,344,903	195,369,601	308,389,181
ANTHEM LIFE INS CO	IN	732,294,224	148,949,287	21,917,710	430,760,923	316,174,835
ASSURTY LIFE INS CO	NE	2,626,828,877	337,548,214	8,799,389	198,736,175	187,534,398
ATHENE ANN & LIFE ASSUR CO OF NY	NY	3,148,068,361	282,094,911	9,351,892	20,661,185	36,609,679
ATHENE ANN & LIFE CO	IA	57,996,952,203	1,234,163,823	152,694,163	1,272,542,499	2,608,550,128
ATHENE ANNUITY & LIFE ASSUR CO	DE	21,930,113,565	1,544,060,989	32,894,574	4,544,539,834	7,988,632,232
AURORA NATL LIFE ASSUR CO	CA	3,067,159,420	147,213,517	11,436,899	501,756	(69,740,490)
AUTO OWNERS LIFE INS CO	MI	3,997,128,892	489,406,236	25,756,133	(32,499,158)	(100,025,634)
AXA CORP SOLUTIONS LIFE REINS CO	DE	264,638,933	163,430,404	12,589,642	2,912,968	8,542,692
AXA EQUITABLE LIFE & ANN CO	CO	480,728,900	19,262,276	(6,343,739)	(2,209,254)	23,298,098
AXA EQUITABLE LIFE INS CO	NY	190,005,188,151	7,575,102,531	2,876,723,181	12,667,792,233	16,684,059,515
BALTIMORE LIFE INS CO	MD	1,296,486,442	84,174,749	1,721,736	119,601,182	131,769,756
BANKERS FIDELITY LIFE INS CO	GA	152,452,524	34,214,049	(5,479,253)	118,979,639	92,682,861
BANKERS LIFE & CAS CO	IL	15,514,556,186	1,110,243,531	(340,111,231)	2,556,389,781	(333,181,014)
BANKERS LIFE INS CO	NC	397,403,227	32,579,203	(13,934,269)	267,922,351	279,151,715
BANNER LIFE INS CO	MD	4,385,538,166	735,852,199	(511,586,457)	1,298,308,817	1,677,211,320
BENEFICIAL LIFE INS CO	UT	2,132,394,387	184,896,198	22,331,829	28,243,967	115,345,203
BERKLEY LIFE & HLTH INS CO	IA	324,157,136	166,611,391	16,505,276	267,991,106	220,217,793
BERKSHIRE HATHAWAY LIFE INS CO NE	NE	18,411,682,604	5,414,170,357	135,727,907	2,548,995,494	2,916,176,404
BERKSHIRE LIFE INS CO OF AMER	MA	3,927,638,422	192,658,737	7,635,377	131,398,614	121,357,203
BEST LIFE & HLTH INS CO	TX	23,570,821	17,768,527	1,454,418	42,793,531	27,994,204
BOSTON MUT LIFE INS CO	MA	1,465,056,984	219,084,351	12,967,668	202,300,731	159,353,965
BRIGHTHOUSE LIFE INS CO	DE	163,589,475,417	6,730,827,460	798,757,208	6,127,862,840	17,403,185,182
CAPITOL LIFE INS CO	TX	301,618,398	29,575,922	3,218,102	23,461,389	32,597,500
CENTRAL SECURITY LIFE INS CO	TX	86,975,176	5,661,358	881,698	1,948,197	3,298,975
CENTRAL STATES H & L CO OF OMAHA	NE	383,803,282	137,112,511	(2,072,857)	111,291,070	58,876,742
CENTRE LIFE INS CO	MA	1,680,204,409	93,912,814	678,679	1,322,682	896,522
CENTURION LIFE INS CO	IA	515,187,334	311,307,696	33,831,889	2,114,643	5,267,783
CHESAPEAKE LIFE INS CO	OK	197,675,396	121,280,696	29,037,502	213,447,172	63,721,406
CHRISTIAN FIDELITY LIFE INS CO	TX	58,171,722	27,232,057	8,735,403	26,921,355	16,538,667
CHURCH LIFE INS CORP	NY	301,046,112	51,613,053	(12,415,061)	44,854,157	60,545,220

# Summary of Financial Condition as of December 31, 2018

LIFE AND DISABILITY INSURERS (continued)						
Company Name	State of Domicile	Admitted Assets	Capital & Surplus	Net Gain From Operations	Premium/Annuity Considerations	Incurred Benefits
CICA LIFE INS CO OF AMER	CO	159,404,940	47,273,758	21,716,504	(722,462,317)	(721,272,732)
CIGNA HLTH & LIFE INS CO	CT	10,489,167,862	4,801,136,999	2,245,287,524	16,629,769,242	13,393,210,987
CLEAR SPRING LIFE INS CO	TX	236,385,119	59,425,222	4,939,937	13,700	4,081,503
CM LIFE INS CO	CT	8,312,670,613	1,637,317,539	86,377,787	330,683,668	617,732,685
CMFG LIFE INS CO	IA	18,292,077,077	2,254,819,879	123,778,105	3,474,205,588	2,831,984,956
COLONIAL LIFE & ACCIDENT INS CO	SC	3,421,890,386	527,998,058	203,755,021	1,589,622,617	820,271,965
COLONIAL PENN LIFE INS CO	PA	869,945,088	92,429,653	(21,716,882)	378,991,130	259,042,558
COLORADO BANKERS LIFE INS CO	NC	2,677,070,509	197,813,528	(47,915,631)	1,333,935,404	1,362,233,538
COLUMBIAN LIFE INS CO	IL	340,685,738	32,327,657	(4,263,841)	58,762,048	54,134,355
COLUMBIAN MUT LIFE INS CO	NY	1,454,252,724	95,917,973	3,648,058	179,664,775	154,109,691
COLUMBUS LIFE INS CO	OH	4,100,170,506	282,263,471	(57,688,971)	325,577,743	460,932,853
COMBINED INS CO OF AMER	IL	2,364,178,485	174,364,143	(158,830,749)	646,473,983	467,869,656
COMMERCIAL TRAVELERS LIFE INS CO	NY	32,536,839	13,955,069	(170,337)	4,051,729	2,442,186
COMMONWEALTH ANN & LIFE INS CO	MA	19,255,382,010	2,788,001,665	(70,565,587)	1,372,615,538	1,490,372,975
COMPANION LIFE INS CO	SC	395,683,633	228,147,613	18,750,422	279,849,739	181,924,627
CONNECTICUT GEN LIFE INS CO	CT	19,056,658,134	5,494,483,147	1,277,499,401	333,740,482	648,383,715
CONSTITUTION LIFE INS CO	TX	390,724,157	39,558,263	5,156,163	42,494,400	23,282,930
CONTINENTAL AMER INS CO	NE	665,078,572	157,343,024	7,162,332	587,577,643	278,475,119
CONTINENTAL GEN INS CO	TX	4,206,872,123	255,508,041	357,035,020	126,200,928	1,031,873
CONTINENTAL LIFE INS CO BRENTWOOD	TN	366,652,960	204,045,030	(13,426,137)	508,458,475	393,398,154
CORVESTA LIFE INS CO	AZ	8,828,237	7,810,779	(388,206)	4,539	3,152
COUNTRY INVESTORS LIFE ASSUR CO	IL	303,604,181	199,174,266	5,703,837	-	(2,493,637)
COUNTRY LIFE INS CO	IL	9,656,258,475	1,207,561,213	50,896,158	603,697,104	742,057,445
CSI LIFE INS CO	NE	24,284,962	17,883,378	970,758	1,826,396	603,520
DEARBORN NATL LIFE INS CO	IL	1,676,469,017	453,024,531	24,904,081	461,977,041	371,977,007
DELAWARE AMER LIFE INS CO	DE	116,978,115	65,128,263	12,539,383	92,951,107	49,790,998
DELAWARE LIFE INS CO	DE	36,852,571,054	1,555,284,604	209,355,017	(10,314,070,624)	3,545,450,745
DESERET MUT INS CO	UT	31,140,312	7,163,234	9,226	8,615,212	8,448,273
DIRECT GEN LIFE INS CO	SC	33,095,099	23,084,994	7,788,139	10,138,548	828,447
ELCO MUT LIFE & ANN	IL	878,436,703	68,312,656	10,252,883	256,195,176	259,692,637
ELIPS LIFE INS CO	MO	40,512,201	34,280,663	(5,752,987)	84,623	(34,296)
EMC NATL LIFE CO	IA	909,548,506	115,621,866	3,872,168	54,355,761	69,345,887
EMPLOYERS REASSUR CORP	KS	15,739,313,902	966,645,337	(1,511,028,784)	407,307,143	2,411,333,071
EQUITABLE LIFE & CAS INS CO	UT	485,293,645	57,736,635	(4,557,328)	100,286,945	95,708,534



# Summary of Financial Condition as of December 31, 2018

LIFE AND DISABILITY INSURERS (continued)						
Company Name	State of Domicile	Admitted Assets	Capital & Surplus	Net Gain From Operations	Premium/Annuity Considerations	Incurred Benefits
EQUITABLE NATL LIFE INS CO INC	UT	10,263,763	8,431,698	359,413	217,998	138,824
EQUITRUST LIFE INS CO	IL	18,595,267,003	839,961,304	215,844,394	1,556,592,605	2,366,116,175
EVERENCE INS CO	IN	20,736,078	14,637,677	206,110	-	(77,200)
FAMILY HERITAGE LIFE INS CO OF AMER	OH	1,196,815,928	125,441,833	32,522,928	170,048,872	58,513,984
FAMILY LIFE INS CO	TX	146,751,670	28,400,082	1,582,869	25,614,903	19,752,902
FAMILY SERV LIFE INS CO	TX	295,856,923	35,238,329	2,537,861	7,882	10,220,999
FARM BUREAU LIFE INS CO	IA	9,120,814,132	637,204,585	100,818,889	641,792,787	814,168,543
FARMERS NEW WORLD LIFE INS CO	WA	5,046,709,903	448,160,595	120,891,213	540,052,219	453,095,307
FEDERAL LIFE INS CO	IL	247,837,847	24,863,912	(2,389,675)	20,673,807	24,408,912
FEDERATED LIFE INS CO	MN	2,007,383,563	425,452,830	43,760,660	198,998,332	182,609,828
FIDELITY & GUAR LIFE INS CO	IA	24,714,470,071	1,545,178,342	(99,279,563)	(1,613,187,368)	(1,785,656,965)
FIDELITY INVESTMENTS LIFE INS CO	UT	27,887,631,950	957,526,696	92,417,945	1,400,414,940	1,813,610,904
FIDELITY LIFE ASSN A LEGAL RESERVE L	IL	407,036,326	121,866,378	2,452,000	61,546,690	35,578,290
FIDELITY SECURITY LIFE INS CO	MO	999,351,818	242,347,916	29,643,192	119,400,865	96,232,092
FINANCIAL AMER LIFE INS CO	KS	3,655,277	2,014,005	(342,187)	(134,738)	(368,973)
FINANCIAL ASSUR LIFE INS CO	TX	6,083,549	6,012,156	272,051	-	(480,648)
FIRST ALLAMERICA FIN LIFE INS CO	MA	3,264,605,579	224,026,259	3,553,219	23,482,580	105,593,759
FIRST HLTH LIFE & HLTH INS CO	TX	363,187,710	181,295,061	41,933,982	552,597,271	350,421,971
FIRST PENN PACIFIC LIFE INS CO	IN	1,442,407,620	179,902,890	5,785,449	126,612,230	182,114,506
FORESTERS LIFE INS ANN CO	NY	2,468,154,758	67,820,064	7,615,799	278,009,630	300,672,222
FORETHOUGHT LIFE INS CO	IN	31,172,858,857	1,688,640,591	(13,456,501)	4,820,380,714	5,074,070,863
FUNERAL DIRECTORS LIFE INS CO	TX	1,409,755,376	130,008,197	14,246,326	231,867,769	233,927,662
GARDEN STATE LIFE INS CO	TX	136,296,781	81,447,548	9,157,114	21,944,664	13,967,143
GENERAL FIDELITY LIFE INS CO	SC	21,912,594	15,742,675	(245,470)	193,198	300,643
GENERAL RE LIFE CORP	CT	4,058,974,849	972,401,187	164,552,524	1,335,856,802	1,030,831,824
GENWORTH INS CO	NC	11,021,953	9,441,921	(9,518,058)	-	-
GENWORTH LIFE & ANN INS CO	VA	21,184,052,001	1,153,904,560	(192,328,016)	6,369,245	1,503,770,745
GENWORTH LIFE INS CO	DE	39,995,411,439	1,871,008,029	(619,214,948)	2,287,798,233	4,341,495,268
GERBER LIFE INS CO	NY	3,992,206,218	311,726,529	(178,061)	745,062,181	650,675,900
GLOBE LIFE & ACCIDENT INS CO	NE	4,726,224,520	371,798,459	101,956,608	713,381,343	562,029,812
GOLDEN RULE INS CO	IN	522,610,328	242,034,145	130,044,428	1,264,008,561	827,106,292
GOVERNMENT PERSONNEL MUT LIFE INS CO	TX	820,201,055	114,750,887	311,255	46,082,466	53,207,311
GPM HLTH & LIFE INS CO	WA	144,454,789	14,264,621	247,743	6,892,017	9,576,792
GREAT AMER LIFE INS CO	OH	35,802,365,635	2,701,392,471	816,660,391	5,216,367,413	5,329,810,215

# Summary of Financial Condition as of December 31, 2018

LIFE AND DISABILITY INSURERS (continued)						
Company Name	State of Domicile	Admitted Assets	Capital & Surplus	Net Gain From Operations	Premium/Annuity Considerations	Incurred Benefits
GREAT SOUTHERN LIFE INS CO	TX	212,872,446	53,517,519	2,373,285	189,468	197,315
GREAT W LIFE & ANN INS CO	CO	55,785,510,539	1,326,919,259	304,924,664	7,592,608,697	7,474,281,927
GREAT WESTERN INS CO	UT	1,394,248,427	23,416,835	(4,241,303)	(9,731,184)	(32,256,898)
GREENHOUSE LIFE INS CO	AZ	10,169,389	9,935,086	(368,291)	-	-
GUARANTEE TRUST LIFE INS CO	IL	638,857,858	92,270,763	19,371,579	229,609,315	128,808,953
GUARDIAN INS & ANN CO INC	DE	13,308,149,198	455,313,103	153,570,962	2,154,013,301	1,527,367,301
GUARDIAN LIFE INS CO OF AMER	NY	58,488,696,709	7,171,753,434	482,265,876	8,387,469,774	7,083,402,456
GUGGENHEIM LIFE & ANN CO	DE	13,820,077,395	698,844,799	115,796,237	680,596,219	1,524,349,204
HARTFORD LIFE & ACCIDENT INS CO	CT	12,909,480,177	2,407,424,034	379,494,259	4,495,641,132	3,397,226,970
HCC LIFE INS CO	IN	1,096,984,253	561,548,979	121,363,577	1,365,756,125	1,073,091,380
HEALTH NET LIFE INS CO	CA	704,655,879	363,007,528	(53,077,962)	752,617,525	674,772,965
HERITAGE LIFE INS CO	AZ	3,930,768,864	1,007,116,728	99,837,773	35,230,353	278,760,392
HML LIFE INS CO	PA	677,752,378	391,317,572	56,101,532	421,890,364	285,734,251
HOMESTEADERS LIFE CO	IA	3,068,848,808	207,001,403	16,927,147	492,161,698	488,350,731
HORACE MANN LIFE INS CO	IL	9,285,650,441	466,102,994	45,948,727	551,947,020	716,191,828
IA AMER LIFE INS CO	TX	159,667,918	62,399,604	1,253,362	16,222,089	8,254,656
IDEALIFE INS CO	CT	21,679,552	15,281,109	(121,337)	1,392,612	1,936,325
ILLINOIS MUT LIFE INS CO	IL	1,460,459,597	240,106,993	14,622,499	101,453,241	99,355,775
INDEPENDENCE LIFE & ANN CO	DE	3,169,858,479	163,396,064	4,151,669	(412,987)	4,230,864
INDIVIDUAL ASSUR CO LIFE HLTH & ACC	OK	28,201,223	9,736,822	1,444,018	7,864,084	5,093,363
INDUSTRIAL ALLIANCE INS & FIN SERV I	TX	260,994,791	70,299,363	12,377,354	43,021,136	23,046,406
INTEGRITY LIFE INS CO	OH	9,415,089,815	1,131,266,704	32,705,686	660,977,532	1,018,564,506
INVESTORS LIFE INS CO N AMER	TX	569,009,301	56,501,652	337,444	(79,749)	6,665,731
JACKSON NATL LIFE INS CO	MI	224,874,557,552	4,788,440,264	904,580,395	22,986,427,137	27,608,097,746
JEFFERSON NATL LIFE INS CO	TX	6,172,234,811	42,661,108	7,244,745	1,145,796,368	500,636,572
JOHN ALDEN LIFE INS CO	WI	208,762,375	17,915,532	1,306,932	103,950	(5,013,092)
JOHN HANCOCK LIFE & HLTH INS CO	MA	13,819,768,728	992,792,345	157,962,732	690,312,434	202,091,215
JOHN HANCOCK LIFE INS CO USA	MI	219,955,898,663	8,869,304,577	693,591,999	5,815,598,737	9,931,544,767
KANSAS CITY LIFE INS CO	MO	3,333,231,050	278,157,179	11,529,024	286,894,273	339,727,631
LAFAYETTE LIFE INS CO	OH	5,493,453,598	334,385,295	15,523,050	575,556,544	607,634,887
LANDCAR LIFE INS CO	UT	26,366,139	21,803,556	213,617	(662)	(241,216)
LANDMARK LIFE INS CO	TX	46,122,291	5,157,578	355,361	7,760,989	5,813,685
LANGHORNE REINS AZ LTD	AZ	9,127,629	7,824,657	(221,844)	(383,816)	(320,501)
LIBERTY BANKERS LIFE INS CO	OK	1,846,871,192	231,702,145	11,704,419	315,930,272	337,606,513

# Summary of Financial Condition as of December 31, 2018

NAIC Data Current as of July 1, 2019

LIFE AND DISABILITY INSURERS (continued)						
Company Name	State of Domicile	Admitted Assets	Capital & Surplus	Net Gain From Operations	Premium/Annuity Considerations	Incurred Benefits
LIBERTY LIFE ASSUR CO OF BOSTON	NH	4,021,918,133	530,981,343	22,565,753	(14,181,301,750)	(14,113,107,029)
LIBERTY NATL LIFE INS CO	NE	7,793,015,959	570,064,335	112,523,267	982,454,085	802,099,851
LIFE INS CO OF N AMER	PA	8,667,896,616	1,776,176,436	336,874,531	3,730,746,563	2,787,368,486
LIFE INS CO OF THE SOUTHWEST	TX	19,775,618,821	1,241,105,142	(186,329,222)	2,103,390,724	2,238,740,245
LIFE OF THE SOUTH INS CO	GA	111,032,562	22,753,673	2,353,017	65,205,868	18,395,984
LIFECARE ASSUR CO	AZ	2,544,591,666	61,851,887	(2,099,049)	170,420,280	260,527,531
LIFEMAP ASSUR CO	OR	94,178,729	48,040,554	(876,645)	80,068,950	51,273,245
LIFESECURE INS CO	MI	415,984,325	46,895,683	921,325	81,479,691	63,302,973
LIFESHIELD NATL INS CO	OK	92,361,403	30,605,964	3,424,963	64,491,188	34,733,729
LIFEWISE ASSUR CO	WA	194,730,985	153,586,440	25,418,582	146,327,231	99,872,400
LINCOLN BENEFIT LIFE CO	NE	10,462,537,824	379,929,800	24,498,724	80,113,264	218,084,428
LINCOLN HERITAGE LIFE INS CO	IL	1,033,901,401	89,577,851	3,718,786	348,697,444	223,150,413
LINCOLN LIFE & ANN CO OF NY	NY	14,482,181,537	1,117,567,550	85,324,568	738,557,577	1,175,738,347
LINCOLN NATL LIFE INS CO	IN	238,248,101,003	8,079,708,255	807,429,792	25,384,269,784	28,483,445,089
LOMBARD INTL LIFE ASSUR CO	PA	6,783,881,834	26,167,882	(1,427,780)	767,263,563	503,894,639
LONDON LIFE REINS CO	PA	154,312,824	63,167,135	4,637,889	(55,620,737)	(46,760,432)
LONGEVITY INS CO	TX	7,713,154	7,682,154	(73,906)	-	-
LOYAL AMER LIFE INS CO	OH	338,740,173	116,841,299	8,526,369	345,271,196	250,643,860
LUMICO LIFE INS CO	MO	60,296,600	46,147,282	(140,423)	5,525,265	206,376
MADISON NATL LIFE INS CO INC	WI	337,362,165	196,030,562	16,132,429	93,853,067	44,174,176
MANHATTAN LIFE INS CO	NY	633,256,286	59,045,642	12,268,490	79,767,607	86,916,216
MANHATTAN NATL LIFE INS CO	OH	149,753,967	8,946,404	(1,309,268)	5,708,053	9,023,587
MANHATTAN LIFE ASSUR CO OF AMER	AR	700,471,670	153,672,332	19,327,250	251,437,415	135,758,687
MASSACHUSETTS MUT LIFE INS CO	MA	243,646,846,820	15,609,786,669	222,909,126	22,905,684,993	30,353,646,896
MEDAMERICA INS CO	PA	1,199,752,871	31,006,240	(133,822,445)	57,273,947	222,843,153
MEDICO CORP LIFE INS CO	IA	73,543,285	24,957,295	295,894	-	-
MEDICO INS CO	IA	83,686,334	37,724,605	7,086,443	477,094	647,762
MEDICO LIFE & HLTH INS CO	IA	15,962,717	14,026,057	492,478	-	-
MEMBERS LIFE INS CO	IA	164,738,816	39,447,251	569,705	-	-
MERIT LIFE INS CO	IN	351,435,724	94,100,563	53,892,437	(20,506,514)	(55,465,324)
METROPOLITAN LIFE INS CO	NY	378,079,610,239	11,098,079,737	3,943,528,118	31,708,568,774	45,060,362,655
METROPOLITAN TOWER LIFE INS CO	NE	20,617,233,327	1,549,435,985	52,903,154	1,868,568,853	1,538,248,350
MID WEST NATL LIFE INS CO OF TN	TX	62,484,887	28,858,671	3,221,804	6,365,932	783,514
MIDLAND NATL LIFE INS CO	IA	57,914,703,373	3,571,208,222	484,582,633	3,681,072,435	4,783,204,349

# Summary of Financial Condition as of December 31, 2018

LIFE AND DISABILITY INSURERS (continued)						
Company Name	State of Domicile	Admitted Assets	Capital & Surplus	Net Gain From Operations	Premium/Annuity Considerations	Incurred Benefits
MIDWESTERN UNITED LIFE INS CO	IN	231,588,020	128,171,139	3,849,609	2,755,278	5,927,522
MINNESOTA LIFE INS CO	MN	46,519,385,471	2,848,967,204	(111,693,824)	7,546,637,453	7,400,812,969
MML BAY STATE LIFE INS CO	CT	4,859,690,475	309,931,856	18,225,870	870,930	50,906,977
MONEY LIFE INS CO	NY	7,062,672,327	421,795,998	45,729,856	217,150,388	363,909,416
MONEY LIFE INS CO OF AMER	AZ	3,704,847,203	222,446,844	(90,438,484)	591,379,983	410,610,307
MUNICH AMER REASSUR CO	GA	8,138,174,730	638,558,604	44,264,760	1,111,439,870	1,067,824,422
MUNICH RE US LIFE CORP	GA	10,544,418	8,083,022	(341,337)	-	252,507
MUTUAL OF AMER LIFE INS CO	NY	20,380,808,715	927,204,824	7,936,870	2,597,344,813	2,658,799,401
MUTUAL OF OMAHA INS CO	NE	8,084,019,676	3,172,717,886	(163,453,042)	3,282,629,595	2,682,578,631
MUTUAL TRUST LIFE INS CO A PAN AMER	IL	2,043,985,429	152,900,829	8,338,378	176,480,649	199,036,448
NASSAU LIFE & ANN CO	CT	35,267,900	10,556,261	296,669	5,731,257	5,465,177
NASSAU LIFE INS CO	NY	11,959,770,917	514,911,565	95,225,611	245,989,419	483,186,167
NATIONAL BENEFIT LIFE INS CO	NY	566,860,895	153,948,497	21,551,031	91,240,014	51,418,703
NATIONAL FARMERS UNION LIFE INS CO	TX	191,053,817	48,307,611	2,237,762	5,713,563	7,743,439
NATIONAL GUARDIAN LIFE INS CO	WI	4,080,043,173	333,240,116	28,895,491	653,890,708	555,639,728
NATIONAL HLTH INS CO	TX	59,431,223	18,851,269	1,127,498	13,235,459	1,076,368
NATIONAL LIFE INS CO	VT	9,502,838,569	2,131,106,783	(7,827,301)	373,053,914	385,419,346
NATIONAL TEACHERS ASSOC LIFE INS CO	TX	583,645,502	138,713,876	28,417,783	130,152,788	61,158,052
NATIONAL WESTERN LIFE INS CO	CO	10,991,032,897	1,419,026,622	30,651,152	687,924,316	923,759,688
NATIONWIDE LIFE & ANN INS CO	OH	25,929,226,729	1,467,710,410	137,688,085	6,338,469,630	5,819,774,480
NATIONWIDE LIFE INS CO	OH	139,341,303,302	6,845,086,772	946,128,232	9,827,966,018	14,696,730,292
NATL FOUNDATION LIFE INS CO	TX	53,806,198	32,951,609	10,733,355	78,587,047	36,269,629
NEW ENGLAND LIFE INS CO	MA	8,500,669,704	213,136,615	131,121,996	132,322,034	439,388,366
NEW YORK LIFE INS & ANN CORP	DE	153,457,660,670	8,586,110,493	274,633,855	12,235,244,056	19,431,994,093
NEW YORK LIFE INS CO	NY	180,036,224,377	21,006,470,366	1,285,072,423	17,084,340,532	15,960,050,818
NIPPON LIFE INS CO OF AMER	IA	224,132,994	143,305,502	4,330,130	350,022,468	276,696,341
NORTH AMER CO LIFE & HLTH INS	IA	27,330,486,090	1,431,173,046	130,025,457	2,686,469,812	3,251,404,991
NORTHWESTERN LONG TERM CARE INS CO	WI	240,434,860	141,768,711	2,853,243	-	345,645
NORTHWESTERN MUT LIFE INS CO	WI	272,167,485,182	22,134,150,851	759,379,645	17,822,949,051	19,515,025,943
NYLIFE INS CO OF AZ	AZ	176,583,174	113,429,352	2,899,065	13,673,636	11,844,949
OCCIDENTAL LIFE INS CO OF NC	TX	253,148,080	27,704,953	4,804,032	34,353,436	22,601,862
OHIO NATL LIFE ASSUR CORP	OH	4,054,307,593	290,426,659	36,039,093	152,081,842	213,669,068
OHIO NATL LIFE INS CO	OH	29,084,434,907	1,019,073,090	(27,643,680)	1,420,843,815	4,133,504,116
OHIO STATE LIFE INS CO	TX	14,717,396	10,377,133	117,728	-	-

# Summary of Financial Condition as of December 31, 2018

NAIC Data Current as of July 1, 2019

LIFE AND DISABILITY INSURERS (continued)						
Company Name	State of Domicile	Admitted Assets	Capital & Surplus	Net Gain From Operations	Premium/Annuity Considerations	Incurred Benefits
OLD AMER INS CO	MO	268,672,484	21,603,905	(204,241)	90,094,467	59,788,306
OLD REPUBLIC LIFE INS CO	IL	109,020,833	33,561,566	824,512	14,303,813	7,431,295
OLD UNITED LIFE INS CO	AZ	88,785,807	52,507,475	7,488,376	5,581,666	(5,832,314)
OMAHA INS CO	NE	98,911,912	49,280,204	(6,740,953)	65,522,568	55,955,604
OPTUM INS OF OH INC	OH	356,229,281	68,741,250	35,233,096	-	-
OXFORD LIFE INS CO	AZ	2,213,860,515	203,722,867	11,463,141	391,734,038	436,698,979
PACIFIC GUARDIAN LIFE INS CO LTD	HI	556,933,472	94,028,964	4,459,815	77,734,635	68,326,397
PACIFIC LIFE & ANN CO	AZ	7,132,788,310	550,409,079	59,697,910	544,881,810	768,487,555
PACIFIC LIFE INS CO	NE	128,996,848,875	9,691,434,433	927,465,508	12,254,201,453	15,644,979,656
PACIFICARE LIFE & HLTH INS CO	IN	187,485,432	182,389,864	4,317,872	12,808,867	9,158,365
PAN AMER ASSUR CO	LA	25,960,646	19,442,822	570,322	36,528	403,229
PAN AMER LIFE INS CO	LA	1,205,217,282	243,564,025	15,586,144	217,081,640	155,064,152
PARK AVENUE LIFE INS CO	DE	233,790,033	50,430,486	6,394,638	1,632,582	7,817,802
PARKER CENTENNIAL ASSUR CO	WI	94,889,875	47,092,063	1,750,361	4,816,662	6,856,954
PARTNERRE LIFE REINS CO OF AMER	AR	72,147,838	32,192,831	(3,109,797)	8,570,245	10,214,822
PAUL REVERE LIFE INS CO	MA	3,410,167,467	191,128,165	72,376,419	93,192,090	(82,927,926)
PAVONIA LIFE INS CO OF MI	MI	1,101,463,298	73,756,261	73,251,530	45,264,153	(10,763,077)
PENN INS & ANN CO	DE	6,110,090,574	472,586,121	36,033,651	758,766,861	747,627,015
PENN MUT LIFE INS CO	PA	21,048,510,298	1,853,575,962	49,034,537	988,770,517	1,965,244,276
PHILADELPHIA AMER LIFE INS CO	TX	303,304,506	44,317,712	8,999,806	190,283,109	128,927,219
PHL VARIABLE INS CO	CT	5,914,125,314	117,825,994	(104,492,943)	379,161,871	665,086,718
PHYSICIANS LIFE INS CO	NE	1,678,227,389	158,617,784	7,295,118	268,833,032	257,952,544
PHYSICIANS MUT INS CO	NE	2,356,292,930	993,361,574	51,961,252	463,459,329	345,089,393
PIONEER AMER INS CO	TX	85,223,381	36,328,731	(3,345,909)	18,097,413	8,900,780
PIONEER MUT LIFE INS CO	ND	509,566,120	46,897,320	9,086,971	14,216,958	22,556,915
PIONEER SECURITY LIFE INS CO	TX	95,786,618	62,467,633	(3,221,445)	12,043,538	6,310,702
PLATEAU INS CO	TN	27,920,133	15,377,735	681,328	16,621,085	5,891,569
PRIMERICA LIFE INS CO	TN	1,595,493,613	674,164,634	547,891,757	339,103,514	57,751,039
PRINCIPAL LIFE INS CO	IA	184,622,621,175	5,319,590,403	1,085,733,809	9,702,895,989	10,865,918,005
PRINCIPAL NATL LIFE INS CO	IA	387,198,812	205,183,276	(3,572,765)	7,200	1,038
PROFESSIONAL INS CO	TX	111,246,526	50,226,084	5,208,409	19,171,692	11,653,278
PROTECTIVE LIFE INS CO	TN	57,811,786,043	4,340,273,086	312,470,988	12,612,382,613	14,561,813,147
PROVIDENT AMER LIFE & HLTH INS CO	OH	9,230,214	8,159,910	1,430,141	6,265,479	4,094,551
PROVIDENT LIFE & ACCIDENT INS CO	TN	7,993,979,040	607,261,362	205,914,014	771,018,073	411,987,279

# Summary of Financial Condition as of December 31, 2018

LIFE AND DISABILITY INSURERS (continued)						
Company Name	State of Domicile	Admitted Assets	Capital & Surplus	Net Gain From Operations	Premium/Annuity Considerations	Incurred Benefits
PROVIDENT LIFE & CAS INS CO	TN	736,033,668	131,177,838	6,741,305	94,826,177	90,034,666
PRUCO LIFE INS CO	AZ	113,272,680,509	1,460,896,160	152,036,581	1,521,841,851	1,308,436,446
PRUDENTIAL ANN LIFE ASSUR CORP	AZ	54,107,393,642	6,396,110,055	(255,249,567)	7,075,657,189	14,751,686,828
PRUDENTIAL INS CO OF AMER	NJ	271,164,345,897	10,694,835,634	1,403,638,501	30,479,244,612	33,439,857,925
PRUDENTIAL RETIREMENT INS & ANN CO	CT	69,883,151,732	1,082,291,738	165,946,680	1,082,421,769	1,722,598,874
PURITAN LIFE INS CO OF AMER	TX	133,199,833	21,558,157	1,266,038	25,271,982	25,617,263
PYRAMID LIFE INS CO	KS	74,219,530	16,951,505	2,065,024	12,499,385	11,104,532
RELIABLE LIFE INS CO	MO	20,624,744	11,745,791	535,844	-	-
RELIANCE STANDARD LIFE INS CO	IL	13,875,026,234	1,278,268,046	227,729,922	3,160,470,730	3,108,996,635
RELIASTAR LIFE INS CO	MN	20,238,546,937	1,632,936,205	100,015,876	1,122,540,104	2,442,093,100
RELIASTAR LIFE INS CO OF NY	NY	2,815,164,151	278,748,733	11,956,437	138,316,844	298,460,171
RESERVE NATL INS CO	OK	136,009,747	30,903,714	(9,705,591)	162,642,237	97,754,957
RESOURCE LIFE INS CO	IL	6,936,037	6,731,148	27,804	-	-
RG&A REINS CO	MO	36,983,454,567	2,078,654,217	653,851,641	4,488,051,086	4,672,865,346
RIVERSOURCE LIFE INS CO	MN	98,013,761,182	3,280,143,785	1,686,062,543	5,242,314,216	8,211,853,608
RX LIFE INS CO	AZ	9,509,732	9,184,974	200,141	-	-
S USA LIFE INS CO INC	AZ	28,707,572	17,219,985	(6,877,984)	7,736,106	4,926,927
SAGICOR LIFE INS CO	TX	1,582,991,918	91,005,662	(4,257,655)	388,824,839	383,233,211
SCOR GLOBAL LIFE AMER REINS CO	DE	1,037,448,865	207,987,722	(53,127,504)	196,570,234	228,287,572
SCOR GLOBAL LIFE RE INS CO OF DE	DE	473,305,871	127,057,088	37,721,469	103,687,328	62,695,190
SCOR GLOBAL LIFE USA REINS CO	DE	764,554,946	264,389,502	14,254,348	249,310,587	188,830,371
SECURIAN LIFE INS CO	MN	1,094,945,262	360,808,919	6,726,360	445,067,871	417,673,355
SECURITY BENEFIT LIFE INS CO	KS	33,538,590,276	2,398,079,268	266,005,046	1,985,949,169	3,887,433,352
SECURITY LIFE OF DENVER INS CO	CO	15,351,716,963	965,376,985	(65,207,297)	1,578,406,073	960,957,970
SECURITY MUT LIFE INS CO OF NY	NY	2,767,386,250	164,926,312	8,179,988	205,477,391	232,581,003
SECURITY NATL LIFE INS CO	UT	666,689,763	47,184,064	1,632,859	85,501,201	70,977,755
SENIOR HLTH INS CO OF PA	PA	2,186,058,273	(466,872,975)	(324,096,336)	1,237,392,658	1,781,438,788
SENIOR LIFE INS CO	GA	63,823,676	12,473,099	(1,464,520)	25,397,433	13,905,636
SENTINEL SECURITY LIFE INS CO	UT	1,255,168,665	39,592,391	2,204,256	50,109,731	51,447,159
SENTRY LIFE INS CO	WI	7,018,893,337	295,821,481	35,219,870	795,700,821	511,298,325
SETTLERS LIFE INS CO	WI	426,385,366	46,493,121	3,112,657	54,147,206	45,201,758
SHELTERPOINT INS CO	FL	9,091,511	8,011,205	(294,756)	-	-
STANDARD INS CO	OR	23,862,641,971	1,293,980,588	198,658,812	4,459,061,208	4,394,155,361
STANDARD LIFE & ACCIDENT INS CO	TX	516,923,233	291,890,384	8,538,437	107,554,916	76,149,506

# Summary of Financial Condition as of December 31, 2018

LIFE AND DISABILITY INSURERS (continued)						
Company Name	State of Domicile	Admitted Assets	Capital & Surplus	Net Gain From Operations	Premium/Annuity Considerations	Incurred Benefits
STANDARD SECURITY LIFE INS CO OF NY	NY	129,108,313	70,792,428	8,290,671	89,006,342	49,298,192
STARMOUNT LIFE INS CO	ME	94,040,314	45,329,752	(9,492,443)	209,895,083	145,194,024
STATE FARM HLTH INS CO	IL	8,367,508	8,335,006	36,444	-	-
STATE FARM LIFE INS CO	IL	74,990,697,979	11,523,988,517	640,888,471	5,118,641,897	5,503,867,176
STATE LIFE INS CO	IN	8,490,203,483	495,955,701	48,029,924	705,345,305	984,770,524
STATE MUT INS CO	GA	189,540,770	26,252,745	(15,068,445)	25,488,991	18,751,438
STERLING INVESTORS LIFE INS CO	IN	78,463,330	10,201,837	360,848	29,897,109	28,649,471
STERLING LIFE INS CO	IL	33,531,322	14,487,333	7,959,288	61,010,555	44,137,285
SUN LIFE & HLTH INS CO	MI	930,626,132	105,429,113	7,902,061	116,941,195	103,257,952
SUNSET LIFE INS CO OF AMER	MO	304,737,377	24,691,435	1,902,750	8,172,614	16,316,875
SURETY LIFE INS CO	NE	19,651,380	18,181,213	(368,582)	-	-
SWISS RE LIFE & HLTH AMER INC	MO	15,932,402,449	2,035,793,653	(1,164,848,923)	6,288,492,348	5,734,626,798
SYMETRA LIFE INS CO	IA	37,859,874,158	2,126,566,314	(115,511,849)	268,701,769	4,793,453,847
SYMETRA NATL LIFE INS CO	IA	18,878,429	11,638,845	545,599	1,908,906	1,178,568
TALCOTT RESOLUTION LIFE & ANN INS CO	CT	32,808,756,472	1,160,838,596	180,703,273	(1,618,469,704)	2,469,344,886
TALCOTT RESOLUTION LIFE INS CO	CT	86,253,285,678	3,712,663,061	119,083,006	(5,343,534,485)	6,568,439,198
TEACHERS INS & ANN ASSOC OF AMER	NY	303,286,268,584	38,126,303,728	2,109,658,871	15,033,997,308	22,815,752,111
TEXAS LIFE INS CO	TX	1,232,237,025	94,986,894	38,701,725	262,995,434	186,617,666
THE CINCINNATI LIFE INS CO	OH	4,532,898,674	190,576,097	3,726,865	293,313,933	355,809,541
THE SAVINGS BANK MUT LIFE INS CO OF	MA	3,066,541,946	201,799,168	40,046,882	128,144,483	154,722,305
THRIVENT LIFE INS CO	WI	3,720,699,089	159,055,219	3,073,667	135,499,132	357,433,457
TIAA CREF LIFE INS CO	NY	13,267,151,764	500,883,927	(15,451,054)	689,020,513	600,107,695
TIER ONE INS CO	OK	10,041,296	10,021,050	56,843	-	-
TIME INS CO II	PR	19,549,942	2,557,963	3,963,546	408,870	(5,884,414)
TOWN & COUNTRY LIFE INS CO	UT	7,874,376	5,113,762	440,123	5,024,964	3,481,813
TRANS WORLD ASSUR CO	CA	343,714,740	86,255,579	3,249,042	12,251,002	15,748,826
TRANSAMERICA ADVISORS LIFE INS CO	AR	7,204,454,331	499,139,172	(42,535,679)	5,952,574	856,841,701
TRANSAMERICA FINANCIAL LIFE INS CO	NY	29,480,572,252	1,090,509,819	231,815,464	5,742,737,780	8,847,366,254
TRANSAMERICA LIFE INS CO	IA	117,015,549,929	5,778,293,905	(652,200,053)	11,321,615,054	17,921,024,260
TRANSAMERICA PREMIER LIFE INS CO	IA	47,636,506,272	1,965,159,703	608,229,569	3,512,197,132	3,497,362,661
TRUSTMARK INS CO	IL	1,585,483,585	335,010,918	9,981,493	366,487,328	199,619,369
TRUSTMARK LIFE INS CO	IL	319,928,815	175,478,984	21,150,707	124,594,380	82,108,089
UBS LIFE INS CO USA	CA	42,773,415	41,312,268	765,447	(9,308)	15,714,837
UNICARE LIFE & HLTH INS CO	IN	310,602,066	60,547,105	(7,352,480)	353,866,453	364,832,426

# Summary of Financial Condition as of December 31, 2018

LIFE AND DISABILITY INSURERS (continued)						
Company Name	State of Domicile	Admitted Assets	Capital & Surplus	Net Gain From Operations	Premium/Annuity Considerations	Incurred Benefits
UNIFIED LIFE INS CO	TX	225,391,536	24,181,671	197,343	47,776,835	38,306,664
UNIMERICA INS CO	WI	436,717,249	230,701,544	62,523,073	431,827,304	321,638,722
UNION FIDELITY LIFE INS CO	KS	20,505,164,925	667,802,400	(293,894,288)	253,515,778	1,837,253,110
UNION LABOR LIFE INS CO	MD	3,892,636,743	108,664,515	13,433,279	150,205,515	118,905,208
UNION SECURITY INS CO	KS	2,448,409,076	126,265,999	90,335,607	3,760,668	31,915,626
UNITED AMER INS CO	NE	743,262,139	158,322,923	30,331,568	488,490,164	338,975,930
UNITED BENEFIT LIFE INS CO	OH	3,116,228	3,070,832	148,600	-	-
UNITED FIDELITY LIFE INS CO	TX	755,873,413	488,280,005	25,179,316	6,014,979	11,519,637
UNITED HERITAGE LIFE INS CO	ID	603,803,146	67,268,221	6,688,500	84,010,289	85,848,442
UNITED HOME LIFE INS CO	IN	97,560,770	19,910,986	(94,635)	22,013,368	12,129,482
UNITED INS CO OF AMER	IL	3,906,884,033	450,902,505	135,311,301	361,963,190	250,942,400
UNITED LIFE INS CO	IA	1,514,371,934	142,786,095	2,821,123	178,215,343	207,168,833
UNITED NATL LIFE INS CO OF AMER	IL	33,966,649	9,288,972	3,122,684	18,873,215	6,885,563
UNITED OF OMAHA LIFE INS CO	NE	23,038,776,282	1,639,369,793	71,392,580	3,263,556,099	2,706,902,345
UNITED SECURITY ASSUR CO OF PA	PA	36,893,093	11,491,068	(219,215)	7,917,682	4,781,433
UNITED STATES LIFE INS CO IN THE CIT	NY	28,200,279,236	1,278,050,221	(204,805,497)	(3,594,161,383)	1,934,433,501
UNITED WORLD LIFE INS CO	NE	128,505,594	44,554,598	2,841,324	1,184,468	1,883,278
UNITEDHEALTHCARE INS CO	CT	20,752,474,121	8,128,231,949	3,098,754,232	54,441,961,742	43,411,773,793
UNITEDHEALTHCARE LIFE INS CO	WI	241,185,823	158,891,567	15,598,830	471,735,982	387,255,242
UNITY FINANCIAL LIFE INS CO	OH	301,723,881	15,941,504	1,454,119	43,059,302	40,685,250
UNIVERSAL GUAR LIFE INS CO	OH	346,198,716	60,024,931	(2,265,427)	5,265,114	12,058,469
UNUM INS CO	ME	62,799,760	46,916,759	1,211,940	4,791,895	2,655,615
UNUM LIFE INS CO OF AMER	ME	22,022,436,783	1,834,224,311	492,029,216	3,616,222,449	1,768,625,430
US BR GREAT WEST LIFE ASSUR CO	MI	73,126,093	25,389,972	1,445,859	2,583,009	3,214,997
US BR SUN LIFE ASSUR CO OF CANADA	MI	18,836,114,465	1,323,854,609	388,948,591	3,434,045,724	2,661,652,451
US BUSINESS OF CANADA LIFE ASSUR CO	MI	4,538,021,309	187,259,733	29,353,366	146,118,728	103,283,096
US FINANCIAL LIFE INS CO	OH	538,195,151	65,730,797	(5,893,247)	32,660,573	66,691,045
USAA LIFE INS CO	TX	25,393,938,915	2,537,326,583	253,551,308	1,816,407,418	2,480,536,149
USABLE LIFE	AR	514,687,174	273,795,262	141,037,418	572,568,845	384,798,822
VANTIS LIFE INS CO	CT	523,817,290	63,650,619	(6,070,940)	120,666,671	124,809,618
VARIABLE ANN LIFE INS CO	TX	78,453,699,858	2,689,563,666	695,817,910	4,844,380,752	7,625,747,514
VOYA INS & ANN CO	IA	50,810,613,347	2,221,194,277	(258,251,792)	(18,517,704,965)	716,528,210
VOYA RETIREMENT INS & ANN CO	CT	100,327,002,300	2,000,020,992	396,442,228	12,253,618,144	14,940,378,990
WASHINGTON NATL INS CO	IN	5,466,050,868	365,762,471	57,054,609	703,278,808	628,507,119



# Summary of Financial Condition as of December 31, 2018

LIFE AND DISABILITY INSURERS (continued)						
Company Name	State of Domicile	Admitted Assets	Capital & Surplus	Net Gain From Operations	Premium/Annuity Considerations	Incurred Benefits
WEST COAST LIFE INS CO	NE	5,336,538,489	411,900,343	64,849,288	(26,339,222)	124,813,975
WESTERN & SOUTHERN LIFE INS CO	OH	10,112,634,028	4,937,056,176	210,044,021	237,053,859	341,626,316
WESTERN SOUTHERN LIFE ASSUR CO	OH	13,029,414,400	939,798,581	(13,427,258)	1,420,102,216	1,719,647,333
WESTERN UNITED LIFE ASSUR CO	WA	1,223,083,843	79,415,171	5,206,397	157,691,101	191,094,557
WILCAC LIFE INS CO	IL	2,289,231,864	120,455,496	15,772,097	(5,645,648)	34,998,015
WILCO LIFE INS CO	IN	2,794,927,177	161,398,774	39,768,536	100,778,608	186,225,493
WILLIAM PENN LIFE INS CO OF NY	NY	1,194,077,648	102,826,973	(216,240,571)	(316,880,173)	278,578,808
WILTON REASSUR CO	MN	18,607,314,265	950,182,077	247,900,388	3,849,612,501	3,985,063,073
WILTON REASSUR LIFE CO OF NY	NY	875,349,753	100,047,419	8,927,626	12,182,084	36,327,806
ZURICH AMER LIFE INS CO	IL	14,048,160,152	126,049,402	(55,582,771)	(88,869,358)	151,473,355

## Summary of Financial Condition as of December 31, 2018

PROPERTY AND CASUALTY INSURERS									
Company Name	State of Domicile	Admitted Assets	Capital & Surplus	Net Income	Net Premiums Written	Net Losses and LAE	Other Expenses	Net Loss and LAE Ratio	Net Other Expense Ratio
@HOME INS CO	NJ	9,996,865	9,917,711	14,186,769	-	-	11,793	0.000	0.000
21ST CENTURY ASSUR CO	DE	71,496,820	71,421,659	970,174	-	-	-	0.000	0.000
21ST CENTURY CAS CO	CA	12,625,194	12,615,775	163,213	-	-	-	0.000	0.000
21ST CENTURY CENTENNIAL INS CO	PA	612,732,619	612,436,995	4,693,248	-	-	-	0.000	0.000
21ST CENTURY IND INS CO	PA	70,865,437	70,865,437	1,584,497	-	-	-	0.000	0.000
21ST CENTURY INS CO	CA	1,027,495,304	1,021,699,826	27,450,155	-	-	-	0.000	0.000
21ST CENTURY INS CO OF THE SW	TX	7,031,393	7,031,393	109,875	-	-	-	0.000	0.000
21ST CENTURY N AMER INS CO	NY	605,555,342	582,160,255	8,985,384	-	(354,413)	-	0.000	0.000
21ST CENTURY PREMIER INS CO	PA	295,104,232	295,051,791	4,156,187	-	-	-	0.000	0.000
ACA FIN GUAR CORP	MD	231,006,352	55,751,979	(564,263)	2,891	9,712,408	8,604,491	151,833	134,513
ACADIA INS CO	IA	161,819,960	53,974,616	891,660	-	-	-	0.000	0.000
ACCEPTANCE CAS INS CO	NE	153,465,029	62,616,953	(4,022,178)	82,670,188	53,426,481	26,661,299	69,951	34,908
ACCIDENT FUND GEN INS CO	MI	250,959,238	108,214,611	533,375	-	-	-	0.000	0.000
ACCIDENT FUND INS CO OF AMER	MI	3,779,474,001	937,250,479	219,148,838	1,480,540,170	792,926,327	377,305,846	56,142	26,715
ACCIDENT FUND NATL INS CO	MI	186,690,728	83,219,799	(89,653)	-	-	-	0.000	0.000
ACCREDITED SURETY & CAS CO INC	FL	199,185,322	66,836,102	15,755,009	7,438,477	423,002	7,388,121	5,670	99,031
ACE AMER INS CO	PA	25,135,881,115	5,429,441,009	1,076,578,755	5,455,905,936	2,677,088,811	1,004,406,376	63,318	23,756
ACE FIRE UNDERWRITERS INS CO	PA	99,201,904	80,141,784	2,032,509	(3,475,167)	-	-	0.000	0.000
ACE PROP & CAS INS CO	PA	11,390,139,095	2,902,383,739	396,355,726	4,270,895,060	2,141,671,047	803,525,101	63,318	23,756
ACG INS CO	IL	524,483,126	148,869,384	17,382,581	112,430,581	62,841,970	28,413,957	59,984	27,122
ACSTAR INS CO	IL	50,609,790	22,781,229	2,371,503	824,408	(1,499,710)	1,102,894	-164,626	121,066
ACUTY A MUT INS CO	WI	4,088,425,914	1,869,271,983	189,203,291	1,467,712,991	861,624,241	460,894,824	60,777	32,510
ADM INS CO	AZ	22,217,170	23,421,936	277,551	-	-	338,983	0.000	0.000
ADMIRAL IND CO	DE	63,714,203	43,623,016	1,382,915	-	-	-	0.000	0.000
ADVANTAGE WORKERS COMP INS CO	IN	513,083,829	220,260,399	8,346,397	70,124,194	46,229,874	23,327,761	65,800	33,203
AEGIS SECURITY INS CO	PA	175,562,426	62,668,421	6,698,252	135,593,739	67,840,888	68,738,795	55,389	56,122
AETNA INS CO OF CT	CT	16,597,319	16,279,036	395,750	-	(46,332)	35,837	0.000	0.000
AFFILIATED FM INS CO	RI	3,520,740,945	1,666,732,871	90,914,973	447,352,094	434,169,387	125,039,880	100,355	28,902
AGCS MARINE INS CO	IL	336,125,828	163,484,674	2,624,513	-	-	-	0.000	0.000
AGRI GEN INS CO	IA	111,526,756	110,777,262	1,811,360	-	-	-	0.000	0.000
AIG ASSUR CO	IL	36,042,787	35,113,507	759,563	-	-	-	0.000	0.000
AIG PROP CAS CO	PA	273,317,462	243,630,445	3,285,643	-	-	-	0.000	0.000
AIOI NISSAY DOWA INS CO OF AMER	NY	144,100,305	66,929,551	2,543,604	25,432,746	16,343,115	7,378,319	65,393	29,522
AIOI INS CO	NY	80,046,472	74,249,333	829,616	-	-	-	0.000	0.000
ALAMANCE INS CO	IL	467,162,791	359,815,569	21,871,628	34,912,236	15,512,275	16,350,540	47,719	50,297
ALASKA NATL INS CO	AK	1,031,711,732	501,383,693	65,859,889	216,049,156	110,081,371	64,275,661	49,407	28,848
ALEA NORTH AMERICA INS CO	NY	162,444,260	50,347,622	(3,086,720)	3,064	919,823	3,786,086	30020,333	122914,034
ALL AMER INS CO	OH	312,194,249	159,801,436	2,143,990	112,800,256	79,288,718	35,403,500	72,455	32,352
ALLEGHENY CAS CO	NJ	34,219,669	23,652,027	762,917	30,238,445	3,915	29,622,067	0.000	97,900
ALLIANCE INS CO INC	KS	25,652,694	12,038,715	283,874	17,258,727	10,908,224	5,710,126	65,574	34,326
ALLIANZ GLOBAL RISKS US INS CO	IL	7,970,851,520	1,929,028,091	18,148,574	2,356,911,496	1,686,620,160	859,591,241	77,724	39,612
ALLIANZ REINS AMER INC	CA	3,407,104,892	621,374,916	19,460,473	(425,599,813)	(506,502,501)	75,729,096	108,460	-16,216
ALLIED INS CO OF AMER	OH	93,330,612	14,587,049	394,585	-	-	-	0.000	0.000
ALLIED PROP & CAS INS CO	IA	396,076,847	59,569,107	(338,315)	-	-	-	0.000	0.000
ALLIED WORLD INS CO	NH	1,917,181,302	851,363,370	(18,245,260)	659,957,772	323,058,935	160,847,056	73,842	36,765
ALLIED WORLD NATL ASSUR CO	NH	440,917,428	148,800,358	(8,333,842)	146,657,282	71,790,875	35,743,790	73,842	36,765
ALLIED WORLD SPECIALTY INS CO	DE	900,158,285	341,512,608	(21,693,559)	366,643,207	179,477,185	89,339,475	73,842	36,765

## Summary of Financial Condition as of December 31, 2018

PROPERTY AND CASUALTY INSURERS (continued)									
Company Name	State of Domicile	Admitted Assets	Capital & Surplus	Net Income	Net Premiums Written	Net Losses and LAE	Other Expenses	Net Loss and LAE Ratio	Net Other Expense Ratio
ALLAMERICA FIN ALLIANCE INS CO	NH	19,526,674	19,499,314	428,763	-	-	-	0.000	0.000
ALLAMERICA FIN BENEFIT INS CO	MI	50,361,565	50,342,101	1,046,266	-	-	-	0.000	0.000
ALLSTATE FIRE & CAS INS CO	IL	249,317,090	239,849,890	4,183,287	-	-	-	0.000	0.000
ALLSTATE IND CO	IL	119,319,590	103,257,337	1,684,289	-	-	-	0.000	0.000
ALLSTATE INS CO	IL	48,167,388,931	16,864,097,548	2,732,639,484	30,919,863,330	20,729,009,617	8,066,471,962	68.218	26.546
ALLSTATE NORTHBROOK IND CO	IL	55,778,558	55,306,804	971,463	-	-	-	0.000	0.000
ALLSTATE PROP & CAS INS CO	IL	218,768,372	201,388,193	2,976,727	-	-	-	0.000	0.000
ALLSTATE VEHICLE & PROP INS CO	IL	59,436,436	47,797,631	979,151	-	-	-	0.000	0.000
ALPHA PROP & CAS INS CO	WI	31,438,098	13,838,439	464,916	-	-	-	0.000	0.000
ALPS PROP & CAS INS CO	MT	126,799,825	41,641,627	4,066,440	32,776,720	20,391,383	10,818,818	63.090	33.473
ALTERRA AMER INS CO	DE	21,211,994	10,158,615	6,588,800	9,829,802	5,129,023	6,374,266	23.011	28.598
AMBAC ASSUR CORP	WI	3,027,394,444	1,152,346,366	57,012,396	11,707,584	(88,441,950)	92,375,707	-78.822	82.328
AMICO INS CO	IA	868,319,575	201,356,718	3,325,130	-	-	-	0.000	0.000
AMERICAN AGRI BUSINESS INS CO	TX	680,223,475	33,149,908	4,181,762	-	-	-	0.000	0.000
AMERICAN ALT INS CORP	DE	630,405,032	214,342,412	44,563,531	-	-	-	0.000	0.000
AMERICAN AUTOMOBILE INS CO	MO	140,631,197	79,857,554	1,329,763	-	-	(57,855,973)	0.000	0.000
AMERICAN BANKERS INS CO OF FL	FL	2,386,604,824	637,150,651	169,157,732	1,197,403,100	544,648,103	485,538,108	49.581	39.648
AMERICAN CAS CO OF READING PA	PA	132,096,400	132,085,123	2,285,883	-	-	-	0.000	0.000
AMERICAN COMMERCE INS CO	OH	375,318,683	107,002,523	(3,012,473)	247,077,616	175,341,309	64,768,313	77.527	28.637
AMERICAN COMPENSATION INS CO	MIN	77,025,378	55,492,046	794,917	-	-	-	0.000	0.000
AMERICAN CONTRACTORS IND CO	CA	367,896,181	126,459,602	11,210,899	17,546,571	4,630,028	10,582,491	26.117	59.693
AMERICAN ECONOMY INS CO	IN	70,152,813	69,330,548	1,561,339	-	-	-	0.000	0.000
AMERICAN EMPIRE INS CO	OH	22,407,691	21,349,677	394,799	-	-	-	0.000	0.000
AMERICAN EQUITY SPECIALTY INS CO	CT	80,623,876	26,747,853	2,343,704	24,061,088	16,327,688	6,912,224	69.353	29.360
AMERICAN FAMILY HOME INS CO	FL	374,141,728	147,646,443	(12,635,234)	158,254,572	99,006,772	76,381,044	61.999	47.831
AMERICAN FAMILY INS CO	WI	56,441,521	25,313,332	1,056,597	-	-	-	0.000	0.000
AMERICAN FAMILY MUT INS CO SI	WI	17,182,309,884	6,335,531,729	771,232,197	8,997,548,410	6,578,642,229	2,526,014,084	75.666	29.054
AMERICAN FARMERS & RANCHERS MUT INS	OK	178,379,768	81,168,181	8,667,314	132,281,155	85,043,197	38,249,203	65.660	29.531
AMERICAN FIRE & CAS CO	NH	42,420,395	41,299,368	579,015	-	-	-	0.000	0.000
AMERICAN GLAR & LIAB INS	NY	259,287,734	185,557,615	5,159,212	-	-	-	0.000	0.000
AMERICAN HALLMARK INS CO OF TX	TX	408,343,549	138,859,119	14,264,890	123,703,107	86,144,030	31,606,665	69.774	25.600
AMERICAN HOME ASSUR CO	NY	24,665,924,238	5,921,540,054	(278,552,065)	4,984,969,289	4,260,567,776	1,858,136,077	85.064	37.098
AMERICAN INS CO	OH	144,170,224	68,365,117	979,713	-	-	-	0.000	0.000
AMERICAN INTERSTATE INS CO	NE	1,224,750,064	383,575,253	70,856,806	275,420,151	164,944,581	63,722,434	58.526	22.610
AMERICAN MERCURY INS CO	OK	386,343,041	167,760,932	10,357,161	185,087,580	122,011,301	48,647,369	69.999	27.910
AMERICAN MINING INS CO	IA	40,725,199	26,765,296	679,610	-	-	-	0.000	0.000
AMERICAN MODERN HOME INS CO	OH	977,414,694	360,426,420	(21,124,199)	278,410,820	174,178,579	134,375,341	61.999	47.831
AMERICAN MODERN PROP & CAS INS CO	OH	71,396,441	32,299,022	431,761	2,930,641	1,833,459	1,414,477	61.999	47.831
AMERICAN MODERN SELECT INS CO	OH	188,875,858	58,646,829	(428,123)	29,306,402	18,334,387	14,144,774	61.999	47.831
AMERICAN MUT SHARE INS CORP	OH	265,830,560	246,212,543	(31,499)	174,924	(1,511,716)	6,732,639	-864.323	3849.004
AMERICAN NATL GEN INS CO	MO	114,999,979	62,536,963	(2,263,079)	46,818,708	40,845,237	10,675,803	90.504	23.655
AMERICAN NATL PROP & CAS CO	MO	1,464,139,922	639,495,701	15,891,747	697,880,165	505,981,049	194,544,437	76.336	29.351
AMERICAN PET INS CO	NY	108,700,491	56,248,537	11,020,632	257,620,188	183,482,135	49,762,813	74.098	20.096
AMERICAN RELIABLE INS CO	AZ	273,099,233	73,943,852	(11,621,169)	117,085,579	60,861,842	42,792,959	73.339	51.566
AMERICAN ROAD INS CO	MI	794,020,230	323,781,803	56,421,219	169,587,587	107,813,437	6,510,597	63.709	3.847
AMERICAN SECURITY INS CO	DE	1,430,838,378	534,816,501	16,130,624	871,378,035	436,136,206	518,916,265	50.799	60.441
AMERICAN SELECT INS CO	OH	266,173,628	119,504,841	5,796,930	91,697,402	65,416,969	33,695,825	71.136	36.642

## Summary of Financial Condition as of December 31, 2018

PROPERTY AND CASUALTY INSURERS (continued)									
Company Name	State of Domicile	Admitted Assets	Capital & Surplus	Net Income	Net Premiums Written	Net Losses and LAE	Other Expenses	Net Loss and LAE Ratio	Net Other Expense Ratio
AMERICAN SENTINEL INS CO	PA	28,650,073	12,432,315	1,149,164	10,088,079	8,747,615	4,325,550	64.659	31.973
AMERICAN SERV INS CO INC	IL	157,413,038	27,276,059	(992,317)	83,131,624	72,374,452	21,131,182	80.111	23.390
AMERICAN SOUTHERN HOME INS CO	FL	12,427,544	43,087,055	(1,927,504)	23,445,122	14,667,670	11,315,819	61.999	47.831
AMERICAN STANDARD INS CO OF WI	WI	442,796,261	351,118,932	3,412,888	-	-	-	0.000	0.000
AMERICAN STATES INS CO	IN	144,681,331	135,193,486	2,732,641	-	-	-	0.000	0.000
AMERICAN STATES PREFERRED INS CO	IN	23,779,762	22,584,228	428,572	-	-	-	0.000	0.000
AMERICAN STRATEGIC INS CORP	TX	1,577,046,376	636,126,716	(47,465,084)	1,062,554,850	657,930,955	329,575,618	72.378	36.256
AMERICAN SUMMIT INS CO	TX	35,066,388	17,907,954	(1,303,688)	25,243,947	18,794,371	9,419,167	73.107	36.639
AMERICAN SURETY CO	IN	12,385,819	10,053,120	856,230	8,738,498	38,211	9,128,080	0.403	96.316
AMERICAN WEST INS CO	ND	23,153,853	13,888,695	1,238,014	18,091,005	10,684,019	4,083,049	66.547	25.432
AMERICAN ZURICH INS CO	IL	307,664,721	241,697,131	7,218,809	-	-	-	0.000	0.000
AMERSURE INS CO	MI	929,585,517	243,264,306	4,351,263	245,819,438	174,121,618	73,740,284	71.310	30.200
AMERSURE MUT INS CO	MI	2,489,254,436	984,141,278	40,507,254	548,996,745	388,871,582	164,686,570	71.310	30.200
AMERSURE PARTNERS INS CO	MI	97,423,201	23,718,846	(43,285)	24,581,944	17,412,168	7,374,042	71.310	30.200
AMEX ASSUR CO	IL	237,793,810	192,191,358	69,379,635	185,628,872	82,352,647	21,854,017	44.161	11.719
AMGUARD INS CO	PA	1,067,021,203	187,435,902	26,573,722	241,662,841	136,383,724	56,709,848	61.113	25.411
AMICA MUT INS CO	RI	5,429,814,359	2,598,276,654	134,769,206	2,374,259,459	1,705,570,117	570,823,326	73.294	24.530
AMITRUST INS CO OF KS INC	KS	108,834,988	66,651,300	1,866,550	-	-	-	0.000	0.000
ARCH INS CO	MO	123,241,584	35,406,798	5,599,276	-	3,646,363	(9,705,365)	-5209946971.429	13864807428.571
ARCH INS CO	MO	3,712,838,060	912,692,543	(99,763,387)	2,111,246,430	1,198,470,172	624,618,988	70.796	36.897
ARCH MORTGAGE ASSUR CO	WI	6,291,094	5,884,053	359,456	39,773	(19,991)	94,128	-50.789	239.140
ARCH MORTGAGE GUAR CO	WI	49,899,023	47,697,188	(1,480,527)	176,528	39,702	2,169,965	19.343	1057.216
ARCH MORTGAGE INS CO	WI	1,997,502,077	308,849,063	60,255,638	309,854,369	24,631,345	65,610,890	6.963	18.548
ARCH REINS CO	DE	1,787,288,273	1,232,469,900	(13,553,358)	170,883,003	(66,819,666)	164,895,591	-90.583	223.538
ARGONAUT GREAT CENTRAL INS CO	IL	46,274,529	27,883,061	635,697	-	-	(4,103)	0.000	0.000
ARGONAUT INS CO	IL	1,917,141,678	895,678,018	43,909,306	364,342,180	202,903,714	124,861,406	61.383	37.773
ARGONAUT MIDWEST INS CO	IL	22,886,029	18,074,495	344,432	-	-	-	0.000	0.000
ARIZONA AUTOMOBILE INS CO	AZ	42,499,055	9,510,980	299,240	11,957,719	7,458,347	3,433,994	65.918	30.350
ARMED FORCES INS EXCH	KS	131,053,825	58,668,421	(6,994,023)	67,456,028	54,405,592	25,904,423	80.084	38.131
ARROWOOD IND CO	DE	1,077,107,452	173,154,483	(8,833,755)	(384,835)	21,953,681	35,126,557	5374.486	8599.341
ASCOT INS CO	CO	104,549,518	102,544,121	(2,943,486)	-	-	3,213,021	0.000	0.000
ASHMERE INS CO	FL	9,565,649	3,350,774	(3,573,149)	1,584,075	6,093,715	5,398,976	77.913	69.030
ASPEN AMER INS CO	TX	1,041,337,748	545,312,392	(20,626,979)	340,494,805	263,578,223	68,753,842	85.714	22.358
ASSOCIATED IND CORP	CA	103,174,955	91,872,863	1,415,941	-	-	-	0.000	0.000
ASSOCIATED LOGGERS EXCH	ID	38,471,729	13,791,984	(580,438)	12,699,018	10,954,408	2,653,061	86.732	21.006
ASSURED GUAR CORP	MD	3,081,481,592	1,792,960,572	(4,926,763)	217,636,987	15,269,552	62,510,666	18.849	77.165
ASSURED GUAR MUNICIPAL CORP	NY	5,512,471,268	2,533,492,090	172,207,496	187,680,616	44,606,847	95,228,109	28.469	60.777
ATAIN INS CO	TX	84,467,031	51,475,406	2,296,724	10,032,178	7,897,788	3,153,529	70.041	27.967
ATLANTA INTL INS CO	NY	86,799,312	28,901,183	1,257,100	22,772,672	20,405,216	2,810,777	86.199	11.874
ATLANTIC SPECIALTY INS CO	NY	2,401,978,359	619,195,168	57,314,283	1,062,657,495	712,757,560	436,706,481	65.676	40.239
ATRIADUS TRADE CREDIT INS CO	MD	127,808,574	76,078,356	10,466,581	23,940,027	7,709,193	6,272,331	33.622	27.355
AUSTIN MUT INS CO	MN	67,249,998	54,195,327	4,781,542	-	-	(3,873,829)	0.000	0.000
AUTO OWNERS INS CO	MI	15,962,587,948	11,017,599,973	500,008,172	3,918,284,064	2,335,251,851	1,171,320,242	62.249	31.223
AUTOMOBILE INS CO OF HARTFORD CT	CT	1,047,629,330	304,378,687	26,447,917	329,689,896	223,689,537	94,697,792	69.653	29.360
AVEMCO INS CO	MD	88,446,504	58,839,319	4,076,165	24,524,499	11,974,507	9,073,716	49.439	37.462
AXA ART INS CORP	NY	12,358,098	12,182,098	(758,419)	-	-	568,913	0.000	0.000
AXA INS CO	NY	251,752,558	141,199,721	9,136,036	55,634,438	18,793,332	34,177,913	34.415	62.587

## Summary of Financial Condition as of December 31, 2018

PROPERTY AND CASUALTY INSURERS (continued)									
Company Name	State of Domicile	Admitted Assets	Capital & Surplus	Net Income	Net Premiums Written	Net Losses and LAE	Other Expenses	Net Loss and LAE Ratio	Net Other Expense Ratio
AXIS INS CO	IL	1,802,769,502	558,992,207	62,293,357	752,097,732	434,375,257	298,697,651	58.127	39.971
AXIS REINS CO	NY	3,852,211,280	967,046,223	21,986,147	1,125,142,499	746,606,758	376,551,413	69.876	35.242
AXIS SPECIALTY INS CO	CT	41,418,834	142,808,598	(35,386,423)	257,496,405	164,939	32,456,347	0.000	0.000
BADGER MUT INS CO	WI	185,379,888	70,033,807	1,016,707	91,420,008	63,682,167	26,715,784	72.441	30.390
BALBOA INS CO	CA	55,591,293	53,014,765	(73,258)	(20,488)	1,516,170	845,575	-7400.225	-4127.140
BANKERS INS CO	FL	139,541,382	73,032,170	1,549,571	37,364,615	15,614,359	24,154,024	39.558	61.193
BANKERS STANDARD INS CO	PA	392,566,346	199,823,913	13,067,218	(52,127,624)	-	-	0.000	0.000
BGS INS CO	OH	336,649,851	141,914,818	11,252,821	97,584,438	55,984,999	33,227,089	58.100	34.482
BEAZLEY INS CO INC	CT	597,225,158	172,913,496	(34,333,381)	392,758,649	156,790,385	144,814,576	60.311	55.704
BEDIVERE INS CO	PA	220,354,077	99,707,391	(6,880,607)	223,177	3,342,515	4,306,494	1154.622	1487.614
BENCHMARK INS CO	KS	425,965,654	112,752,280	13,087,249	68,703,779	36,797,095	11,499,954	58.817	18.382
BERKLEY INS CO	DE	18,700,265,930	5,587,929,931	1,099,953,276	5,722,538,361	3,420,431,757	1,910,011,271	60.026	33.519
BERKLEY NATL INS CO	IA	158,074,526	52,977,614	1,209,709	-	-	-	0.000	0.000
BERKLEY REGIONAL INS CO	IA	811,656,667	757,943,691	19,464,448	-	-	-	0.000	0.000
BERKSHIRE HATHAWAY ASSUR CORP	NY	2,214,681,992	1,908,771,600	120,696,184	252,713	(3,996,983)	682,734	-9.528	1.627
BERKSHIRE HATHAWAY DIRECT INS CO	NE	145,583,715	130,954,563	(846,408)	1,733,054	1,267,230	2,219,024	107.258	187.818
BERKSHIRE HATHAWAY HOMESTATE INS CO	NE	2,879,947,794	1,495,309,355	171,542,581	603,289,740	384,148,917	123,888,170	69.688	22.474
BERKSHIRE HATHAWAY SPECIALTY INS CO	NE	4,755,964,739	3,480,397,780	125,361,030	484,477,063	346,566,384	133,858,371	76.716	29.631
BITCO GEN INS CORP	IL	974,286,039	266,686,079	11,371,964	328,271,438	242,267,396	93,516,768	74.541	28.773
BITCO NATL INS CO	IL	361,762,214	142,317,193	15,673,333	31,577,863	15,355,044	10,225,369	48.725	32.447
BLACKBOARD INS CO	DE	67,245,124	40,300,647	(18,692,906)	4,690,205	4,394,354	22,910,994	107.405	559.981
BLUESHORE INS CO	TX	76,423,761	21,865,061	2,708,570	2,187,858	471,297	490,403	8.177	8.508
BOND SAFEGUARD INS CO	SD	90,027,518	41,551,019	762,783	19,740,282	23,141,498	15,167,569	58.346	38.241
BOSTON IND CO INC	SD	28,825,843	25,646,219	39,680	1,941,634	118,096	1,772,126	6.729	100.974
BRISTOL W INS CO	OH	153,640,575	45,278,524	613,488	-	158,857	-	0.000	0.000
BROTHERHOOD MUT INS CO	IN	699,714,268	240,585,114	(14,119,085)	416,972,476	304,913,540	129,108,626	77.426	32.784
BUILD AMER MUT ASSUR CO	NY	526,304,188	413,734,349	(34,557,025)	7,306,441	-	38,561,191	0.000	2380.454
CALIFORNIA CAPITAL INS CO	CA	618,252,956	209,143,659	(45,898,295)	232,400,277	196,407,143	85,544,781	87.555	38.134
CALIFORNIA CAS GEN INS CO OF OR	OR	108,947,137	13,700,685	(5,423,055)	45,036,067	38,834,566	11,782,823	88.270	26.782
CALIFORNIA CAS IND EXCH	CA	539,142,804	191,624,474	(26,381,062)	262,710,393	226,537,294	68,733,142	88.270	26.782
CALIFORNIA CASINS CO	OR	79,045,691	41,844,072	(3,394,822)	30,024,045	25,889,377	7,835,215	88.270	26.782
CALIFORNIA INS CO	CA	1,094,728,581	558,491,034	45,644,247	262,839,588	161,006,244	60,549,430	61.255	23.036
CAMICO MUT INS CO	CA	94,109,155	42,644,278	2,120,594	30,380,350	19,429,320	11,184,430	61.052	35.145
CAMPMEY CAS & IND CO INC	NH	20,274,470	20,252,091	447,380	-	-	-	0.000	0.000
CANAL INS CO	SC	817,825,482	439,725,430	36,644,545	249,429,074	164,706,085	78,422,076	70.513	33.574
CAPITOL IND CORP	WI	632,913,825	268,403,079	5,750,244	214,199,829	111,965,908	89,779,930	55.184	44.249
CAROLINA CASINS CO	IA	192,862,230	107,527,250	3,225,050	-	-	-	0.000	0.000
CASUALTY UNDERWRITERS INS CO	UT	5,396,692	4,467,765	33,128	2,076,995	1,428,583	460,444	69.400	22.400
CATERPILLAR INS CO	MO	858,206,401	353,512,359	9,076,292	268,769,070	154,587,138	29,765,420	78.486	15.112
CATLIN IND CO	DE	101,102,837	61,507,342	(816,168)	6,699,394	6,965,740	1,942,223	85.254	23.771
CEMINS CO	IL	46,690,566	11,535,737	238,702	24,994,036	20,176,326	6,247,871	77.713	24.065
CENSTAT CAS CO	NE	26,700,482	19,661,766	1,435,955	1,871,378	662,524	386,660	31.098	18.150
CENTRAL MUT INS CO	OH	1,643,017,165	808,624,984	88,891,993	592,201,341	416,265,772	185,868,376	72.455	32.352
CENTRAL STATES IND CO OF OMAHA	NE	521,054,871	464,658,428	24,310,497	9,584,768	347,532	9,895,378	2.956	83.602
CENTRE INS CO	DE	47,898,470	20,716,342	134,829	-	68,165	304,546	0.000	0.000
CENTURION CAS CO	IA	46,061,888	46,055,488	6,549,348	9,537,563	433,420	1,612,050	4.544	16.902
CENTURY IND CO	PA	505,482,897	25,000,000	(41,741,669)	-	209,333,420	650,197	0.000	0.000

## Summary of Financial Condition as of December 31, 2018

PROPERTY AND CASUALTY INSURERS (continued)									
Company Name	State of Domicile	Admitted Assets	Capital & Surplus	Net Income	Net Premiums Written	Net Losses and LAE	Other Expenses	Net Loss and LAE Ratio	Net Other Expense Ratio
CENTURY NATL INS CO	CA	96,975,826	31,477,050	1,579,569	-	-	(167,944)	0.000	0.000
CGB INS CO	IN	552,899,467	185,844,654	14,081,504	-	-	1,068,685	0.000	0.000
CHARTER OAK FIRE INS CO	CT	942,774,617	228,732,759	25,370,236	305,575,809	207,361,832	87,785,544	69,353	29,360
CHEROKEE INS CO	MI	551,598,375	186,347,916	18,035,116	195,413,727	175,732,464	16,732,824	89,613	8,533
CHICAGO INS CO	IL	76,835,868	66,325,646	(61,902)	-	-	-	0.000	0.000
CHUBB IND INS CO	NY	281,997,586	176,202,323	4,717,960	(14,564,073)	-	-	0.000	0.000
CHUBB NATL INS CO	IN	270,623,670	176,647,210	6,017,002	(14,564,074)	-	-	0.000	0.000
CHURCH MUT INS CO	WI	1,831,626,025	619,857,648	(85,211,082)	772,190,829	645,328,474	246,947,140	85,963	32,895
CIM INS CORP	MI	17,812,009	17,676,921	171,792	-	-	-	0.000	0.000
CIMARRON INS CO INC	AZ	15,143,705	12,488,763	(1,175,329)	2,121,091	158,885	1,462,681	100,233	922,734
CITIZENS INS CO OF AMER	MI	1,622,184,027	703,260,085	110,354,774	842,133,864	498,530,042	227,470,907	62,130	28,349
CITY NATL INS CO	TX	22,940,795	13,236,532	1,113,697	9,146,904	4,028,742	4,028,742	48,378	38,698
CIVIL SERV EMPLOYEES INS CO	CA	250,540,185	94,655,861	(16,526,790)	111,490,612	88,042,373	40,631,414	80,978	37,371
CLARENDON NATL INS CO	IL	922,275,936	223,105,303	(15,096,709)	730,824	(2,708,405)	25,739,229	-104,623	954,277
CLEAR BLUE INS CO	IL	82,408,494	48,324,502	2,681,018	-	-	(2,160,048)	0.000	0.000
CLEAR SPRING PROP & CAS CO	TX	97,505,411	52,204,201	(420,993)	22,195,662	12,884,234	11,935,721	58,194	53,910
CLERMONT INS CO	IA	29,085,903	23,962,027	734,023	-	-	-	0.000	0.000
COFACE N AMER INS CO	MA	148,546,487	48,056,307	3,318,462	50,351,863	20,795,409	25,187,344	43,140	52,251
COLUSEUM REINS CO	DE	269,770,654	190,471,832	64,083,668	(3,155)	119,592	3,643,181	-379,555	-115,473,249
COLONIAL AMER CAS & SURETY CO	IL	23,861,110	22,855,569	688,085	-	-	-	0.000	0.000
COLONIAL SURETY CO	PA	68,020,322	46,242,850	5,555,882	12,222,596	(28,960)	5,052,571	-0.280	48,871
COLONY SPECIALTY INS CO	OH	66,937,228	24,056,711	1,331,962	-	-	(17,157)	0.000	-85,784,959,920
COLORADO CAS INS CO	NH	25,699,902	25,191,191	557,326	-	-	-	0.000	0.000
COLUMBIA INS CO	NE	24,010,720,018	19,222,053,716	899,374,031	617,946,651	546,934,921	116,262,310	92,563	19,676
COLUMBIA MUT INS CO	MO	377,437,290	179,151,474	12,159,425	139,810,148	96,218,449	46,495,164	66,783	32,271
COMMERCE & INDUSTRY INS CO	NY	447,118,589	421,347,151	(933,023)	-	-	21,617,072	0.000	0.000
COMMERCIAL CAS INS CO	IN	104,519,427	63,317,196	882,826	37,572	6,845	5,876	84,205	72,289
COMMONWEALTH INS CO OF AMER	DE	9,174,218	8,770,275	(354,928)	-	-	495,293	0.000	0.000
COMPWEST INS CO	CA	232,416,122	142,487,052	4,863,400	15,274,740	8,696,511	3,386,375	59,366	23,117
CONSTITUTION INS CO	NY	25,589,004	24,989,718	1,236,801	336,354	(1,664,237)	1,376,272	-260,676	215,571
CONSUMERS INS USA INC	TN	82,547,983	24,828,946	552,375	23,151,937	15,574,461	7,433,026	68,243	32,657
CONTINENTAL CAS CO	IL	42,862,391,498	10,411,342,353	1,383,460,713	6,171,234,370	4,815,617,456	1,940,990,050	81,200	32,729
CONTINENTAL HERITAGE INS CO	FL	32,991,088	25,691,310	538,529	7,860,527	1,129,812	6,127,538	15,169	82,267
CONTINENTAL IND CO	IA	262,146,319	99,200,406	(1,679,111)	95,379,999	44,456,176	29,183,596	63,843	41,910
CONTINENTAL INS CO	PA	1,793,387,767	1,600,063,136	49,635,274	-	-	(4,174,256)	0.000	0.000
CONTINENTAL WESTERN INS CO	IA	192,906,245	96,697,014	2,464,238	-	-	-	0.000	0.000
CONTRACTORS BONDING & INS CO	IL	220,198,735	114,132,997	9,957,393	71,838,104	30,318,002	33,762,209	42,693	47,543
COPIC INS CO	CO	554,872,373	285,213,741	16,736,978	83,311,677	47,651,585	16,717,631	58,135	20,396
COREPOINTE INS CO	DE	16,746,271	14,124,160	318,930	51,351	(159,110)	179,953	-416,638	471,215
COUNTRY CAS INS CO	IL	89,745,091	70,728,145	(206,320)	-	-	-	0.000	0.000
COUNTRY MUT INS CO	IL	5,018,273,876	2,628,526,256	144,852,797	2,398,600,971	1,686,566,822	675,078,311	71,567	28,646
COUNTRY PREF INS CO	IL	281,204,673	74,027,164	1,457,711	-	-	-	0.000	0.000
COURTESY INS CO	FL	962,162,146	426,413,156	51,557,597	228,049,448	150,915,362	13,047,472	79,625	6,884
CRESTBROOK INS CO	OH	147,977,299	46,529,422	(416,892)	-	-	-	0.000	0.000
CRUM & FORSTER IND CO	DE	55,929,047	20,127,631	3,244,711	19,802,934	12,404,185	6,963,312	63,258	35,511
CSAA FIRE & CAS INS CO	IN	114,750,751	47,533,795	906,508	19,849,988	15,167,114	5,394,988	78,831	27,988
CSAA GEN INS CO	IN	352,538,437	143,286,234	1,873,310	119,099,880	91,002,660	32,309,894	78,831	27,988

# Summary of Financial Condition as of December 31, 2018

PROPERTY AND CASUALTY INSURERS (continued)									
Company Name	State of Domicile	Admitted Assets	Capital & Surplus	Net Income	Net Premiums Written	Net Losses and LAE	Other Expenses	Net Loss and LAE Ratio	Net Other Expense Ratio
CSE SAFEGUARD INS CO	CA	109,460,358	34,660,398	(7,907,036)	55,661,730	43,955,186	20,285,248	80.978	37.371
CUMIS INS SOCIETY INC	IA	2,050,041,038	942,354,612	123,858,652	920,432,005	580,775,989	266,279,343	65.325	29.951
CYPRESS INS CO	CA	1,865,743,248	576,090,925	85,881,203	416,137,977	263,227,676	81,614,670	60.483	18.753
DAIRYLAND INS CO	WI	1,422,403,541	470,631,045	22,477,854	400,396,896	291,892,127	115,804,544	74.919	29.723
DAKOTA FIRE INS CO	ND	240,432,489	66,050,243	1,921,154	110,613,827	72,075,537	36,302,894	67.143	33.818
DAKOTA TRUCK UNDERWRITERS	SD	137,621,170	53,667,861	6,861,252	42,928,494	26,159,290	9,822,147	62.602	23.506
DANIELSON NATL INS CO	CA	4,253,409	4,101,544	{101,621}	3,758	{35,569}	249,946	-662.856	4657.958
DEALERS ASSUR CO	OH	133,667,403	74,723,403	9,968,471	15,792,659	812,698	4,162,115	6.923	35.454
DENTIST'S INS CO	CA	346,560,465	165,222,104	8,099,641	84,099,562	60,375,117	24,466,718	73.630	29.838
DEPOSITORS INS CO	IA	269,765,574	38,244,559	140,788	-	-	-	0.000	0.000
DEVELOPERS SURETY & IND CO	CA	676,140,008	115,392,658	(6,700,089)	249,301,223	187,090,016	78,895,578	73.820	31.130
DIAMOND STATE INS CO	IN	104,033,056	28,680,740	(6,515,861)	50,940,685	29,213,288	20,540,622	73.338	51.566
DIRECT NATL INS CO	AR	7,296,810	4,773,093	(223,295)	-	-	-	0.000	0.000
DISCOVER PROP & CAS INS CO	CT	138,228,376	62,447,486	3,618,767	33,685,522	22,858,769	9,677,125	69.353	29.360
DOCTORS CO AN INTERINSECH	CA	4,130,318,182	2,014,940,627	38,915,481	620,395,036	531,486,867	157,103,164	85.677	25.326
DORINCO REINS CO	MI	1,568,339,959	604,049,978	48,627,371	216,459,888	141,389,670	45,521,408	66.330	21.355
EAGLE W INS CO	CA	116,615,778	21,140,107	{12,877,192}	60,957,450	51,516,627	22,437,975	87.555	38.134
EASTERN ATLANTIC INS CO	PA	75,266,005	34,242,055	1,970,981	24,794,786	11,798,746	8,780,815	56.404	41.976
EAST GUARD INS CO	PA	207,914,879	57,670,338	7,486,098	69,046,527	38,995,011	16,037,597	61.157	25.152
ECONOMY FIRE & CAS CO	IL	503,899,956	371,643,691	20,351,411	-	-	-	0.000	0.000
ECONOMY PREFERRED INS CO	IL	76,972,130	21,702,938	510,623	-	-	-	0.000	0.000
ECONOMY PREMIER ASSUR CO	IL	75,897,562	45,057,466	1,786,008	-	-	-	0.000	0.000
ELECTRIC INS CO	MA	1,308,443,355	404,551,293	28,720,008	291,046,642	215,535,055	66,336,006	76.100	23.400
EMC PROP & CAS INS CO	IA	71,024,291	68,260,597	2,321,823	-	-	-	0.000	0.000
EMCASCO INS CO	IA	508,061,231	146,079,819	3,557,114	229,736,407	149,695,344	75,388,320	67.143	33.818
EMPIRE FIRE & MARINE INS CO	IL	58,590,636	38,621,994	903,536	-	-	-	0.000	0.000
EMPLOYERS ASSUR CO	FL	879,784,979	197,511,640	24,315,540	277,251,246	117,388,691	68,054,956	53.520	31.027
EMPLOYERS COMPENSATION INS CO	CA	951,753,416	342,564,950	57,208,230	103,236,388	78,259,125	45,661,051	53.520	31.227
EMPLOYERS FIRE INS CO	PA	11,751,916	11,682,745	189,149	-	-	70,000	0.000	0.000
EMPLOYERS INS CO OF NV	NV	548,646,335	197,805,762	34,432,423	50,107,125	39,129,564	21,396,213	53.520	29.265
EMPLOYERS INS CO OF WAUSAU	WI	6,383,404,331	1,655,986,333	167,452,441	2,546,477,535	1,740,259,149	736,214,619	69.998	29.613
EMPLOYERS MUT CAS CO	IA	3,456,848,590	1,433,741,719	65,170,086	1,220,942,329	788,893,267	391,030,958	66.531	32.977
EMPLOYERS PREFERRED INS CO	FL	1,388,280,697	190,052,548	43,334,328	312,247,670	156,518,256	90,834,390	53.520	31.060
ENCOMPASS IND CO	IL	28,225,993	26,247,328	424,736	-	-	-	0.000	0.000
ENDURANCE AMER INS CO	DE	2,152,782,533	546,899,772	(7,129,285)	560,568,266	374,653,337	107,071,410	81.576	23.313
ENDURANCE ASSUR CORP	DE	2,731,240,015	1,108,737,719	(2,012,122)	1,027,335,389	427,933,452	321,996,118	57.794	43.487
ENDURANCE RISK SOLUTIONS ASSUR CO	DE	398,557,011	132,237,946	(3,962,559)	211,595,195	141,378,618	40,404,306	81.576	23.313
ENJUNCLAW PROP & CAS INS CO	OR	8,276,391	8,188,682	131,633	-	-	-	0.000	0.000
EQUITY INS CO	TX	93,338,761	30,689,562	555,491	56,711,108	50,787,505	16,854,495	86.195	28.605
ESSENT GUAR INC	PA	2,128,452,727	872,105,340	379,118,711	501,312,656	8,998,871	107,435,618	1.807	22.583
ESSENTIA INS CO	MO	78,260,038	31,451,208	325,824	-	-	37,222	0.000	0.000
ESURANCE INS CO	WI	193,967,421	166,369,275	2,694,741	-	-	-	0.000	0.000
ESURANCE INS CO OF NJ	WI	16,550,019	12,094,134	125,774	-	-	-	0.000	0.000
ESURANCE PROP & CAS INS CO	WI	104,448,699	42,385,410	668,113	-	-	-	0.000	0.000
EULER HERMES N AMER INS CO	MD	508,850,089	178,421,907	24,072,039	119,615,972	53,698,797	39,331,747	51.806	37.945
EVEREST DENALI INS CO	DE	52,765,808	26,770,810	1,406,652	-	-	(1,360,005)	0.000	0.000
EVEREST NATL INS CO	DE	775,787,591	183,764,196	34,240,511	-	-	(34,041,269)	0.000	0.000

## Summary of Financial Condition as of December 31, 2018

PROPERTY AND CASUALTY INSURERS (continued)									
Company Name	State of Domicile	Admitted Assets	Capital & Surplus	Net Income	Net Premiums Written	Net Losses and LAE	Other Expenses	Net Loss and LAE Ratio	Net Other Expense Ratio
EVEREST PREMIER INS CO	DE	73,408,678	27,151,252	1,843,421	-	-	(1,972,923)	0.000	0.000
EVEREST REINS CO	DE	11,819,170,986	3,650,594,097	(1,317,950,976)	5,052,258,834	4,780,119,886	1,548,424,997	98.462	31.895
EVERGREEN NATL IND CO	OH	48,969,674	34,428,167	3,451,042	12,232,678	404,311	8,389,206	3.559	73.422
EVERSPAN FIN GUAR CORP	WI	240,060,360	239,133,419	4,603,989	109,496	-	350,622	0.000	986.473
EXCESS SHARE INS CORP	OH	55,162,975	22,488,733	710,593	1,968,445	60,000	1,798,112	3.048	91.347
EXECUTIVE RISK IND INC	DE	5,520,870,779	1,584,260,674	254,574,830	2,206,510,441	1,070,835,523	401,762,550	63.318	23.756
EXPLORER INS CO	CA	444,445,123	157,961,575	20,793,173	149,087,411	96,810,395	36,279,397	64.759	24.268
FACTORY MUT INS CO	RI	18,464,022,450	11,241,266,523	(1,76,795,414)	3,112,138,748	3,286,915,902	896,119,142	111.312	30.347
FAIR AMER INS & REINS CO	NY	229,732,427	199,444,832	5,495,140	7,784,897	5,571,068	545,137	72.332	7.078
FALLS LAKE NATL INS CO	OH	405,957,041	94,031,484	720,630	9,556,709	6,812,335	1,861,960	74.285	20.304
FARM BUREAU MUT INS CO OF ID	ID	486,790,732	230,942,054	(20,897,990)	223,689,596	173,175,752	68,114,809	82.293	32.368
FARMERS ALLIANCE MUT INS CO	KS	322,262,695	183,929,781	8,660,947	151,013,862	95,446,953	49,963,602	65.574	34.326
FARMERS INS CO OF ID	ID	190,903,985	72,597,660	1,899,440	103,781,534	69,919,356	34,406,234	67.922	33.423
FARMERS INS EXCH	CA	17,016,311,531	4,096,344,283	(70,475,902)	7,160,925,814	4,843,752,657	2,374,031,944	68.194	33.423
FARMERS MUT HAIL INS CO OF IA	IA	781,163,404	436,792,355	(1,442,492)	492,212,970	410,317,218	87,703,137	83.985	17.951
FARMERS UNION MUT INS CO	MT	69,908,325	39,821,241	2,647,739	25,799,467	13,966,503	8,710,608	56.847	35.454
FARMINGTON CAS CO	CT	1,076,887,888	286,233,908	28,904,597	356,105,092	241,650,014	102,301,269	69.353	29.360
FARMLAND MUT INS CO	IA	531,082,362	162,873,626	(136,415)	181,333,214	138,016,917	59,476,003	75.136	32.379
FEDERAL INS CO	IN	15,689,631,358	4,789,841,853	2,866,769,457	4,035,681,223	2,677,088,809	1,004,406,375	63.318	23.756
FEDERATED MUT INS CO	MIN	6,185,790,013	3,453,824,648	157,937,485	1,331,696,999	866,835,876	398,652,718	69.292	31.867
FEDERATED RURAL ELECTRIC INS EXCH	KS	573,188,763	209,152,698	157,937,485	127,244,315	102,893,031	19,746,919	81.478	15.637
FEDERATED SERV INS CO	MIN	438,027,072	257,434,542	14,323,984	88,779,800	57,789,067	26,576,861	69.292	31.867
FIDELITY & DEPOSIT CO OF MD	IL	349,290,478	273,709,716	6,080,604	-	-	-	0.000	0.000
FIDELITY & GUAR INS CO	IA	19,638,201	18,144,728	390,918	-	-	-	0.000	0.000
FIDELITY & GUAR INS UNDERWRITERS INC	WI	156,887,256	88,920,970	3,100,699	24,061,088	16,327,888	6,912,224	69.353	29.360
FINANCIAL AMER PROP & CAS INS CO	TX	9,455,024	8,080,638	(53,441)	(685,731)	74,620	561,146	13.501	101.526
FINANCIAL CAS & SURETY INC	TX	22,502,348	13,232,417	137,367	14,627,389	3,217,890	11,238,118	21.999	76.829
FINANCIAL IND CO	IL	120,591,016	20,060,244	568,758	-	-	-	0.000	0.000
FINANCIAL PACIFIC INS CO	CA	260,562,625	101,760,351	3,886,437	84,933,137	58,584,110	28,284,767	70.587	34.080
FIRE INS EXCH	CA	2,875,921,471	829,745,762	29,796,715	1,037,815,335	701,858,714	344,062,560	68.181	33.423
FIREMAN'S FUND INS CO	CA	1,943,918,202	1,313,283,859	33,871,980	-	-	-	0.000	0.000
FIREMENS INS CO OF WASHINGTON DC	DE	93,348,527	33,953,217	822,695	-	-	-	0.000	0.000
FIRST AMER PROP & CAS INS CO	CA	90,620,105	34,554,163	(2,312,234)	50,938,848	38,652,833	19,888,476	73.889	38.019
FIRST COLONIAL INS CO	FL	289,760,365	128,016,329	(5,990,150)	22,698,414	36,643,034	15,765,753	95.072	40.905
FIRST DAKOTA IND CO	SD	57,389,704	18,005,840	2,528,017	19,286,715	11,752,725	4,412,849	62.602	23.506
FIRST FIN INS CO	IL	545,691,683	430,483,244	25,488,774	26,184,176	11,772,225	12,101,984	48.285	49.637
FIRST LIBERTY INS CORP	IL	22,754,537	22,669,606	962,195	-	-	-	0.000	0.000
FIRST NATL INS CO OF AMER	NH	59,400,669	58,492,543	1,014,272	-	-	-	0.000	0.000
FIRST NONPROFIT INS CO	DE	18,007,932	15,024,771	(857,117)	-	-	-	0.000	0.000
FIRST COMP INS CO	NE	211,283,129	73,404,121	25,694,911	40,841,438	13,152,858	14,216,266	31.761	34.329
FLORIST'S MUT INS CO	IL	133,813,806	27,646,634	861,561	22,879,823	16,679,551	6,617,403	74.919	29.723
FMH AG RISK INS CO	IA	122,322,065	113,365,319	2,261,645	-	-	-	0.000	0.000
FOREMOST INS CO GRAND RAPIDS MI	MI	2,393,673,774	1,203,335,408	49,517,120	-	946,583	-	0.000	0.000
FOREMOST PROP & CAS INS CO	MI	59,824,154	18,644,398	323,269	-	-	(152,533)	0.000	0.000
FOREMOST SIGNATURE INS CO	MI	46,185,570	20,519,242	248,061	-	-	(44,115)	0.000	0.000
FORTRESS INS CO	IL	141,663,475	67,519,964	6,305,228	21,801,356	9,614,587	7,733,017	44.206	35.555
FRANK WINSTON CRUM INS CO	FL	129,011,167	23,385,432	3,662,863	18,094,729	10,186,775	5,721,468	54.245	30.467



# Summary of Financial Condition as of December 31, 2018

PROPERTY AND CASUALTY INSURERS (continued)									
Company Name	State of Domicile	Admitted Assets	Capital & Surplus	Net Income	Net Premiums Written	Net Losses and LAE	Other Expenses	Net Loss and LAE Ratio	Net Other Expense Ratio
FRANKENMUTH MUT INS CO	MI	1,440,140,514	640,900,969	39,183,069	541,461,659	326,744,897	172,006,079	63.070	33.202
FREEDOM SPECIALTY INS CO	OH	69,546,041	22,910,306	842,995	-	-	-	0.000	0.000
FRONTLINE INS UNLIMITED CO	IL	40,039,493	26,003,179	(1,307,123)	11,006,669	6,641,367	6,998,336	59.082	62.258
GARRISON PROP & CAS INS CO	TX	2,588,112,337	908,817,790	76,699,902	1,930,968,758	1,581,209,872	244,405,663	84.324	13.034
GATEWAY INS CO	MO	67,285,186	10,235,452	(496,225)	33,252,648	28,936,796	8,453,450	80.075	23.393
GEICO ADVANTAGE INS CO	NE	3,138,555,486	1,530,612,706	(78,456,579)	1,621,490,296	1,330,868,428	322,023,563	86.505	20.931
GEICO CAS CO	MD	3,932,362,388	1,230,297,989	54,932,667	2,475,879,513	1,969,744,175	377,277,675	81.777	15.663
GEICO CHOICE INS CO	NE	1,280,282,050	513,787,405	29,709,296	806,210,268	606,719,661	131,443,733	78.061	16.912
GEICO GEN INS CO	MD	209,546,307	169,923,156	3,091,763	-	-	-	0.000	0.000
GEICO IND CO	MD	10,106,132,518	6,028,866,198	357,326,525	3,011,746,115	2,301,564,195	347,589,955	77.573	11.715
GEICO MARINE INS CO	MD	161,896,961	70,530,712	(4,855,862)	68,270,116	54,861,652	18,370,243	85.972	28.787
GEICO SECURE INS CO	NE	714,234,007	368,718,674	19,746,607	336,603,568	244,425,138	55,848,112	74.483	17.018
GEM STATE INS CO	ID	10,500,854	6,553,868	(2,016,883)	4,417,752	5,943,558	1,337,692	140.676	31.661
GENERAL CAS CO OF WI	WI	889,334,986	254,502,454	11,724,395	431,039,384	273,771,882	128,159,724	67.423	31.563
GENERAL INS CO OF AMER	NH	111,630,411	108,880,833	1,419,259	-	-	-	0.000	0.000
GENERAL REINS CORP	DE	16,067,172,424	10,550,144,378	507,856,800	1,346,410,652	921,854,562	415,969,164	78.581	35.458
GENERAL SECURITY NATL INS CO	NY	489,098,553	109,885,459	(6,854,177)	98,949,385	70,341,087	38,701,080	75.138	41.340
GENERAL STAR NATL INS CO	DE	231,162,607	182,954,240	4,952,544	12,963,499	5,988,577	5,240,414	49.167	43.024
GENERALI US BRANCH	NY	71,411,155	35,302,407	1,983,933	712,060	2,839,738	(2,410,706)	493.535	-418.971
GENESIS INS CO	DE	178,514,521	114,174,441	(5,243,612)	9,712,225	17,578,912	3,198,563	175.692	31.968
GENWORTH FINANCIAL ASSUR CORP	NC	9,973,284	9,895,440	1,171,840	-	(9,194)	129,638	0.000	0.000
GENWORTH MORTGAGE INS CORP	NC	3,573,525,957	1,380,560,328	608,613,539	684,995,071	37,789,906	172,858,733	5.660	25.892
GENWORTH MORTGAGE INS CORP OF NC	NC	485,272,955	224,764,667	86,215,670	78,333,578	(1,537,159)	243,315	-1.957	0.310
GEOVERA INS CO	CA	110,201,880	26,288,564	4,520,800	37,322,789	20,140,936	12,149,749	54.272	32.739
GLOBAL REINS CORP OF AMER	NY	204,686,129	76,531,422	279,698	6,257	(17,692)	5,883,285	-282.597	99709.105
GOVERNMENT EMPLOYEES INS CO	MD	32,565,318,014	19,766,072,091	1,635,314,474	8,392,530,172	6,643,625,309	856,437,066	80.501	10.378
GRANITE RE INC	OK	102,782,773	41,965,215	1,826,136	29,593,267	137,819,825	47,497,756	81.445	28.069
GRANITE STATE INS CO	IL	39,902,983	34,874,908	1,039,955	-	19,263,020	8,858,953	69.292	31.867
GRANWEST PROP & CAS	WA	24,667,581	21,318,363	466,958	-	-	-	0.000	0.000
GRAY INS CO	LA	318,800,242	128,217,600	5,201,791	89,177,162	57,696,124	30,319,713	65.535	34.439
GREAT AMER ALLIANCE INS CO	OH	29,546,869	28,494,315	572,464	-	-	-	0.000	0.000
GREAT AMER ASSUR CO	OH	18,802,963	18,793,458	295,033	-	-	-	0.000	0.000
GREAT AMER INS CO	OH	8,026,095,036	1,905,916,933	282,078,214	2,983,908,371	1,733,305,710	969,534,542	60.735	33.972
GREAT AMER INS CO OF NY	NY	102,371,796	100,246,261	1,157,837	-	-	-	0.000	0.000
GREAT AMER SECURITY INS CO	OH	15,748,413	15,743,784	230,254	-	-	-	0.000	0.000
GREAT AMER SPIRIT INS CO	OH	17,340,911	17,333,960	255,230	-	-	-	0.000	0.000
GREAT DIVIDE INS CO	ND	280,509,283	70,218,336	1,950,540	-	-	-	0.000	0.000
GREAT MIDWEST INS CO	TX	220,482,268	129,188,842	3,519,588	67,363,514	51,571,405	20,182,652	74.565	29.181
GREAT NORTHERN INS CO	IN	613,059,822	384,987,448	33,594,819	(116,460,775)	-	-	0.000	0.000
GREAT NORTHWEST INS CO	MIN	20,178,441	8,132,516	501,773	-	(25,000)	462,823	0.000	0.000
GREAT WEST CAS CO	NE	2,196,963,270	613,032,625	76,524,511	953,278,494	670,916,658	216,616,046	72.571	23.431
GREATER NY MUT INS CO	NY	1,122,183,819	519,254,872	15,101,288	304,149,790	190,136,979	88,757,252	68.168	31.821
GREENWICH INS CO	DE	1,462,748,129	433,508,484	(10,677,107)	392,450,951	293,749,220	119,670,741	77.031	31.382
GREYSTONE INS CO	CT	1,286,009,663	523,837,467	71,940,736	228,970,399	119,277,717	57,685,582	52.940	25.603
GUARANTEED CO OF N AMER USA	MI	249,549,181	199,922,202	17,610,104	63,692,683	7,561,264	36,282,923	12.492	59.941
GUIDEONE AMER INS CO	IA	13,917,490	11,215,469	228,859	-	-	-	0.000	0.000

# Summary of Financial Condition as of December 31, 2018

PROPERTY AND CASUALTY INSURERS (continued)									
Company Name	State of Domicile	Admitted Assets	Capital & Surplus	Net Income	Net Premiums Written	Net Losses and LAE	Other Expenses	Net Loss and LAE Ratio	Net Other Expense Ratio
GUIDEONE ELITE INS CO	IA	29,921,159	25,996,775	516,449	-	-	-	0.000	0.000
GUIDEONE MUT INS CO	IA	1,027,262,646	353,956,838	(6,031,090)	281,384,026	158,084,763	116,836,381	57.891	42.786
GUIDEONE SPECIALTY MUT INS CO	IA	226,678,327	78,590,087	2,147,301	70,346,006	39,521,191	29,589,929	57.891	43.343
HALLMARK INS CO	AZ	291,558,450	102,607,102	10,495,712	116,426,447	81,076,734	29,747,450	69.774	25.600
HANOVER AMER INS CO	NH	29,452,089	29,451,129	797,408	-	-	-	0.000	0.000
HANOVER INS CO	NH	8,092,251,053	2,167,062,565	269,913,775	3,553,680,204	2,222,264,482	1,191,115,290	64.262	34.444
HARCO NATL INS CO	IL	524,557,314	154,554,418	(4,522,481)	211,227,762	136,530,193	68,023,713	69.964	34.858
HARLEYSVILLE INS CO	OH	149,368,464	28,642,800	664,041	-	-	-	0.000	0.000
HARTFORD ACCIDENT & IND CO	CT	11,860,205,540	2,852,506,120	585,558,809	3,403,451,051	2,217,942,131	1,074,933,752	64.932	31.469
HARTFORD CAS INS CO	IN	2,391,611,800	893,854,475	91,537,431	572,621,010	373,162,488	180,854,563	64.932	31.469
HARTFORD FIRE INS CO	CT	21,732,043,887	8,655,212,094	1,058,147,003	4,320,685,793	3,053,680,387	1,364,629,881	70.420	31.469
HARTFORD INS CO OF THE MIDWEST	IN	658,482,275	527,351,909	19,452,747	52,056,456	33,923,863	16,441,325	64.932	31.469
HARTFORD STEAM BOIL INSPEC & INS CO	CT	1,456,830,487	582,082,281	104,802,814	958,393,921	328,095,327	535,807,239	34.674	56.626
HARTFORD STEAM BOIL INSPEC INS CO CT	CT	15,618,383	13,016,789	(349,889)	-	-	451,679	0.000	0.000
HARTFORD UNDERWRITERS INS CO	CT	1,682,544,895	587,933,180	63,903,069	416,451,643	271,390,900	131,530,591	64.932	31.469
HDI GLOBAL INS CO	IL	479,771,317	153,763,323	(1,225,143)	120,202,147	38,347,850	(7,402,647)	91.091	-17.584
HERITAGE CASINS CO	KS	15,516,405	15,423,888	(82,932)	-	-	474,957	0.000	0.000
HERITAGE IND CO	CA	21,512,520	18,724,276	869,116	-	-	-	0.000	0.000
HIGHMARK CAS INS CO	PA	293,133,930	189,289,147	15,546,657	244,913,902	169,232,648	62,470,769	69.114	25.513
HISCOX INS CO INC	IL	577,623,458	178,288,905	(27,238,005)	349,224,878	119,604,432	127,886,260	54.754	58.545
HOMESITE INS CO	WI	171,651,407	88,706,099	741,490	-	-	(609,435)	0.000	0.000
HOMESITE INS CO OF THE MIDWEST	WI	350,178,250	103,422,492	425,236	-	-	(283,236)	0.000	0.000
HORACE MANN INS CO	IL	541,819,571	174,983,620	(9,735,084)	278,233,748	224,540,192	74,318,952	82.632	27.350
HORACE MANN PROP & CAS INS CO	IL	297,794,005	112,925,046	60,170	179,155,390	144,581,976	47,848,893	82.632	27.347
HOUSING AUTHORITY PROP A MUT CO	VT	190,069,542	124,207,070	5,700,069	52,381,754	30,811,439	15,287,091	60.359	29.937
HOUSING ENTERPRISE INS CO INC	VT	84,831,806	37,417,874	2,655,342	29,029,901	16,114,317	8,547,836	62.406	33.103
HUDSON INS CO	DE	1,363,032,602	441,493,145	25,288,532	250,650,710	182,606,148	29,010,855	80.797	12.836
IDaho COUNTIES RISK MGMT PROGRAM	ID	76,256,530	25,061,599	1,152,651	25,879,212	19,283,868	6,451,608	76.276	25.519
IDaho STATE INS FUND	ID	861,641,503	254,598,555	(2,420,270)	249,249,368	220,770,298	39,543,749	88.626	15.874
IDS PROP CAS INS CO	WI	1,798,130,662	789,281,373	8,881,119	1,058,063,120	919,932,055	181,556,240	88.253	17.417
ILLINOIS INS CO	IA	68,291,449	34,939,387	3,127,957	18,774,258	11,508,180	4,324,948	61.297	23.036
ILLINOIS NATL INS CO	IL	58,393,312	42,605,447	1,316,251	-	-	-	0.000	0.000
IMPERIUM INS CO	TX	407,957,041	181,302,460	(264,936)	138,974,653	89,845,907	46,592,441	74.319	38.540
INDEMNITY CO OF CA	CA	17,514,981	7,991,425	248,692	-	-	-	0.000	0.000
INDEMNITY INS CO OF NORTH AMER	PA	346,437,189	152,886,855	6,950,706	(34,751,743)	-	-	0.000	0.000
INDEPENDENCE AMER INS CO	DE	126,509,605	82,985,617	18,014,982	137,362,641	48,559,310	68,208,676	35.333	49.631
INDIANA LUMBERMENS MUT INS CO	IN	58,902,244	15,973,429	(734,153)	18,732,050	14,062,737	4,731,393	81.989	27.585
INFINITY INS CO	IN	933,743,420	209,061,484	131,442,153	702,786,674	959,929,496	320,655,466	72.463	24.206
INSURANCE CO OF N AMER	PA	357,319,881	343,139,165	4,683,830	(86,879,363)	-	-	0.000	0.000
INSURANCE CO OF THE STATE OF PA	IL	215,344,551	59,069,226	6,642,001	-	-	-	0.000	0.000
INSURANCE CO OF THE WEST	CA	2,788,143,883	1,109,346,497	114,899,648	829,919,922	538,910,858	200,892,424	64.759	24.141
INTEGON IND CORP	NC	207,250,259	30,042,271	133,800	-	-	22,992	0.000	0.000
INTEGON NATL INS CO	NC	4,183,411,803	1,020,045,960	15,973,939	1,986,913,591	1,512,391,978	712,587,774	77.921	36.714
INTERNATIONAL FIDELITY INS CO	NJ	228,149,623	95,875,210	7,455,249	102,703,790	16,106,575	75,836,338	16.100	75.600
INTREPID INS CO	IA	37,938,600	30,964,731	509,317	-	-	-	0.000	0.000
IRONSHORE IND INC	MN	235,373,110	88,422,956	3,041,708	-	-	(1,607,801)	0.000	0.000
ISWIE MUT INS CO	IL	1,352,720,540	697,958,088	6,455,183	126,108,861	94,715,898	53,403,553	68.328	38.525

# Summary of Financial Condition as of December 31, 2018

PROPERTY AND CASUALTY INSURERS (continued)										
Company Name	State of Domicile	Admitted Assets	Capital & Surplus	Net Income	Net Premiums Written	Net Losses and LAE	Other Expenses	Net Loss and LAE Ratio	Net Other Expense Ratio	
JEFFERSON INS CO	NY	521,743,992	364,908,390	(18,647,713)	612,601,852	187,759,823	389,604,466	34.293	71.159	
JEWELERS MUT INS CO	WI	463,994,140	295,178,407	34,997,695	216,619,397	91,544,271	86,872,179	44.456	42.187	
JMI SPECIALTY INS CO	WI	15,050,727	14,900,179	473,422	-	-	-	0.000	0.000	
KEMPER FINANCIAL IND CO	IL	21,613,445	21,584,661	566,104	-	-	-	0.000	0.000	
KEY RISK INS CO	IA	46,578,478	32,757,794	699,529	-	-	-	0.000	0.000	
KNIGHTBROOK INS CO	DE	144,065,580	72,474,510	10,234,019	36,166,254	13,914,620	14,325,478	41.298	42.517	
LAMORAK INS CO	PA	25,059,522	24,837,590	505,800	-	-	70,000	0.000	0.000	
LANCER INS CO	IL	717,181,343	214,776,743	6,257,448	279,457,780	194,441,779	78,889,141	74.023	30.033	
LANDCAR CAS CO	UT	49,204,476	18,273,217	2,430,224	14,310,446	7,758,445	906,341	73.351	8.569	
LEXINGTON NATL INS CORP	FL	66,733,732	19,751,394	1,623,943	14,107,542	614,649	12,542,101	4.344	88.632	
LEXON INS CO	TX	273,323,476	68,819,262	1,903,487	29,760,445	30,423,023	24,735,706	56.536	45.967	
LIBERTY INS CORP	IL	256,038,541	249,604,356	10,083,341	-	-	-	0.000	0.000	
LIBERTY INS UNDERWRITERS INC	IL	284,533,390	137,020,194	6,276,997	-	-	-	0.000	0.000	
LIBERTY MUT FIRE INS CO	WI	6,545,646,258	1,685,037,732	407,405,003	2,546,477,538	1,740,259,149	736,214,619	69.998	29.613	
LIBERTY MUT INS CO	MA	48,830,564,857	16,365,330,449	2,893,647,445	15,915,484,599	10,876,619,661	4,729,735,224	69.998	30.439	
LIBERTY NORTHWEST INS CORP	OR	59,073,341	51,820,902	15,464,651	-	-	-	0.000	0.000	
LMI GEN INS CO	IL	11,666,951	11,054,690	259,092	-	-	-	0.000	0.000	
LMI INS CORP	IL	124,502,525	119,059,191	2,621,719	-	-	-	0.000	0.000	
LMI PROP & CAS INS CO	IN	63,568,429	35,335,802	1,522,626	-	-	-	0.000	0.000	
LYNDON SOUTHERN INS CO	DE	237,184,751	61,166,781	7,184,308	131,314,079	62,263,062	49,103,799	52.946	41.756	
MAIDEN REINS N AMER INC	MO	1,312,928,398	353,428,245	(82,876,847)	560,209,831	512,320,473	166,793,118	83.603	27.218	
MAIDSTONE INS CO	NY	47,476,595	4,768,624	(9,558,523)	28,557,306	28,754,146	11,264,324	100.372	39.320	
MAIN STREET AMER PROTECTION INS CO	FL	23,659,506	23,561,662	482,985	-	-	-	0.000	0.000	
MANUFACTURERS ALLIANCE INS CO	PA	235,437,478	72,204,993	1,719,830	64,719,685	47,533,582	16,677,993	76.019	26.673	
MAPFRE INS CO	NJ	80,988,939	21,831,173	(618,311)	46,923,235	36,007,589	13,300,635	77.527	28.637	
MARKEL AMER INS CO	VA	838,216,849	181,444,058	287,422	398,214,837	218,447,968	132,837,412	63.454	38.586	
MARKEL INS CO	IL	2,465,082,039	1,192,400,696	98,776,603	596,761,387	306,826,233	219,900,629	51.815	37.136	
MASSACHUSETTS BAY INS CO	NH	65,793,902	65,774,057	1,626,379	-	-	-	0.000	0.000	
MAXIM CAS INS CO	CT	26,206,775	18,239,769	1,010,973	-	-	-	0.000	0.000	
MBIA INS CORP	NY	235,892,580	355,941,004	134,481,348	55,192,303	(36,111,501)	(11,030,726)	-27.611	-8.434	
MEDICAL INS EXCH OF CA	CA	397,170,529	170,491,408	1,025,584	46,420,909	39,728,198	9,572,226	82.472	19.871	
MEDICAL PROTECTIVE CO	IN	3,204,062,972	1,938,475,064	163,327,724	260,421,768	167,056,835	62,405,786	64.177	23.974	
MEDICUS INS CO	TX	11,325,959	8,434,931	881,670	-	-	(1,510,010)	0.000	0.000	
MEDMARC CAS INS CO	VT	261,996,481	171,832,219	27,263,704	33,332,151	18,911,540	11,309,276	56.564	33.826	
MEMIC IND CO	NH	604,479,538	160,245,935	7,877,731	211,714,808	163,440,138	51,636,367	76.751	24.248	
MENDOTA INS CO	MN	94,291,827	25,662,330	7,646,374	56,252,873	65,352,181	14,153,409	85.989	18.623	
MERASTAR INS CO	IL	42,080,503	7,816,038	1,018,270	-	-	-	0.000	0.000	
MERCHANTS BONDING CO A MUT	IA	226,033,865	134,741,525	14,514,863	100,399,337	7,905,651	67,335,519	8.016	71.913	
MERCHANTS NATL BONDING INC	IA	39,519,528	17,221,423	2,135,122	13,690,819	1,023,644	9,186,777	8.017	71.950	
MERITPLAN INS CO	CA	13,628,374	13,458,158	52,649	(892)	65,922	36,763	-7393.309	-4123.030	
METROMILE INS CO	DE	63,823,859	17,573,400	(2,517,768)	36,329,836	39,524,129	12,164,424	113.039	34.790	
METROPOLITAN CAS INS CO	RI	235,578,117	69,600,070	1,964,176	-	-	-	0.000	0.000	
METROPOLITAN DRT PROP & CAS INS CO	RI	176,721,486	46,655,832	1,393,791	-	-	-	0.000	0.000	
METROPOLITAN GEN INS CO	RI	43,346,235	37,682,665	1,147,555	-	-	-	0.000	0.000	
METROPOLITAN GRP PROP & CAS INS CO	RI	720,349,099	397,709,169	18,517,605	-	-	(1,101)	0.000	0.000	
METROPOLITAN PROP & CAS INS CO	RI	6,842,386,568	2,322,041,920	340,551,867	3,723,279,746	2,454,344,697	983,969,993	67.034	26.875	
MIGA INS CO INC	TX	332,595,786	109,160,883	23,828,406	337,603,091	209,573,508	94,784,514	64.284	29.074	

## Summary of Financial Condition as of December 31, 2018

PROPERTY AND CASUALTY INSURERS (continued)									
Company Name	State of Domicile	Admitted Assets	Capital & Surplus	Net Income	Net Premiums Written	Net Losses and LAE	Other Expenses	Net Loss and LAE Ratio	Net Other Expense Ratio
MIGIC ASSUR CORP GEN ACCOUNT	WI	51,341,548	49,756,897	1,219,718	2,065,719	17,374	223,651	0.941	12,112
MIGIC IND CORP	WI	151,894,576	96,943,652	4,237,027	4,804,121	(377,878)	964,976	-5.887	15,035
MIGIC GEN IN'S CORP	MI	60,265,397	30,898,014	349,330	-	-	1,157	0.000	0.000
MIC PROP & CAS IN'S CORP	MI	103,375,211	55,897,881	699,585	-	-	-	0.000	0.000
MICHIGAN MILLERS MUT IN'S CO	MI	187,077,869	68,283,300	5,451,422	71,074,304	38,182,271	28,214,773	57.168	42,244
MID CENTURY IN'S CO	CA	7,003,468,951	3,785,103,849	284,339,019	2,214,006,049	1,502,750,598	733,959,554	68.429	33,423
MID CONTINENT ASSUR CO	OH	21,071,732	21,068,396	455,085	-	-	-	0.000	0.000
MID CONTINENT CAS CO	OH	540,750,616	176,876,217	16,211,304	131,073,280	72,911,385	49,959,990	57.317	39,274
MIDDLESEX IN'S CO	WI	791,312,519	243,287,979	10,857,190	228,798,226	166,795,302	66,174,025	74.919	29,723
MIDVALE IND CO	WI	59,133,694	13,743,575	414,950	-	-	-	0.000	0.000
MIDWEST EMPLOYERS CAS CO	DE	153,322,994	108,265,223	3,886,367	-	-	-	0.000	0.000
MIDWEST FAMILY MUT IN'S CO	IA	292,448,456	97,603,370	10,699,830	147,228,311	90,330,892	36,413,964	64.827	26,133
MILBANK IN'S CO	IA	612,301,216	157,980,791	15,639,251	260,683,454	171,879,176	95,688,159	64.460	35,886
MILFORD CAS IN'S CO	DE	56,766,882	23,876,768	423,253	-	-	-	0.000	0.000
MINNESOTA LAWYERS MUT IN'S CO	MN	191,694,210	104,653,800	8,522,842	33,619,341	16,900,792	8,485,389	50.800	25,500
MITSUJI SUMITOMO IN'S CO OF AMER	NY	1,013,786,745	377,672,457	42,780,771	203,461,986	130,744,916	59,258,067	65.393	29,638
MITSUI SUMITOMO IN'S USA INC	NY	145,497,500	68,027,556	2,361,731	25,432,747	16,343,115	7,480,492	65.393	29,931
MIMIC IN'S INC	MN	637,697,619	360,612,341	38,679,044	101,516,440	77,189,236	26,530,339	79.221	27,229
MONTREY IN'S CO	CA	77,388,715	12,346,022	(8,732,783)	41,908,247	35,417,881	15,426,108	87.555	38,134
MORT GAGE GUAR IN'S CORP	WI	4,974,334,147	1,681,335,021	324,975,805	872,632,190	33,454,648	157,047,005	3.887	18,245
MOTORIST'S COMMERCIAL MUT IN'S CO	OH	459,876,707	150,615,156	17,488,239	101,210,654	76,389,011	32,975,532	68.243	29,459
MOTORIS IN'S CORP	MI	1,906,891,381	762,675,315	145,162,328	482,029,623	277,063,975	108,437,930	55.770	21,827
MOUNTAIN STATES IND CO	NM	17,682,884	12,876,349	1,866,584	-	1,515	(385,375)	0.000	0.000
MOUNTAIN VALLEY IND CO	NY	64,196,965	19,985,936	(1,005,295)	14,735,842	12,437,563	5,189,740	83.416	34,806
MUNICH REINS-AMER INC	DE	18,155,478,849	3,718,734,789	(451,164,800)	5,262,928,290	3,834,509,828	1,928,717,568	75.853	38,143
MUNICIPAL ASSUR COR	NY	735,763,050	320,928,874	54,614,908	879,215	(192,757)	17,406,152	-0.361	32,559
MUTUAL OF ENUMICLAW IN'S CO	OR	765,757,463	329,810,147	6,134,839	419,271,058	284,020,807	131,784,279	70.461	32,693
MUTUALAID EXCHANGE	KS	31,178,573	15,313,846	1,969,622	17,895,229	12,292,308	6,295,812	73.483	37,636
NATIONAL AMER IN'S CO	OK	245,170,522	74,370,286	8,119,523	106,531,536	53,711,352	38,601,283	53.699	38,593
NATIONAL AMER IN'S CO OF CA	CA	23,447,895	6,400,665	(234,651)	3,758	152,315	1,147,214	2838.578	21379.713
NATIONAL CAS CO	OH	453,690,258	142,974,711	1,814,871	-	-	-	0.000	0.000
NATIONAL CONTINENTAL IN'S CO	NY	170,712,036	80,631,324	20,988,091	12,581,424	12,661,067	19,909,419	104.501	164,328
NATIONAL FARMERS UNION PROP & CAS	WI	142,669,565	41,467,401	796,608	71,839,899	45,628,653	21,359,954	67.423	31,563
NATIONAL FIRE IN'S CO OF HARTFORD	IL	110,316,057	110,301,340	4,415,914	-	-	-	0.000	0.000
NATIONAL GEN ASSUR CO	MO	33,863,201	16,609,450	87,015	-	-	3,175	0.000	0.000
NATIONAL GEN IN'S CO	MO	58,156,519	24,937,120	630,461	-	-	732	0.000	0.000
NATIONAL GENERAL IN'S ONLINE INC	MO	27,463,903	11,789,110	134,690	-	-	11,455	0.000	0.000
NATIONAL IND CO	NE	228,201,644,363	122,471,086,688	101,391,310,652	27,955,586,091	22,345,033,923	4,213,227,010	82.564	15,568
NATIONAL IN'S ASSN	IN	13,955,479	13,946,451	202,144	-	-	-	0.000	0.000
NATIONAL IN'S CO OF WI IN'S	WI	13,399,718	11,799,142	(18,645)	17,610	85,856	296,457	487.554	1683.507
NATIONAL INTERSTATE IN'S CO	OH	1,283,039,372	265,517,535	66,586,198	325,153,100	194,896,256	93,112,129	60.761	29,029
NATIONAL LIAB & FIRE IN'S CO	CT	2,742,921,793	1,147,029,814	62,015,374	614,804,252	434,493,309	154,226,397	75.190	26,689
NATIONAL MORTGAGE IN'S CORP	WI	942,794,437	403,141,036	(20,362,918)	213,157,232	5,463,450	61,634,784	2.633	29,701
NATIONAL PUBLIC FINANCE GUAR CORP	NY	3,331,174,826	1,997,691,142	(27,288,930)	11,394,693	139,054,774	37,975,013	138.309	37,771
NATIONAL SPECIALTY IN'S CO	TX	104,294,719	55,395,262	4,277,827	36,587,614	16,114,567	12,890,448	48.378	38,698
NATIONAL SURETY CORP	IL	148,005,863	75,555,318	684,741	-	-	-	0.000	0.000
NATIONAL UNION FIRE IN'S CO OF PITTS	PA	24,190,644,436	5,519,689,263	(403,753,740)	4,949,779,526	4,123,302,136	1,882,170,675	83.254	38,003

# Summary of Financial Condition as of December 31, 2018

PROPERTY AND CASUALTY INSURERS (continued)									
Company Name	State of Domicile	Admitted Assets	Capital & Surplus	Net Income	Net Premiums Written	Net Losses and LAE	Other Expenses	Net Loss and LAE Ratio	Net Other Expense Ratio
NATIONWIDE AFFINITY CO OF AMER	OH	257,848,618	10,783,476	(1,294,993)	-	-	-	0.000	0.000
NATIONWIDE AGRIBUSINESS INS CO	IA	778,045,118	195,348,125	2,660,682	-	-	-	0.000	0.000
NATIONWIDE ASSUR CO	OH	96,220,310	34,521,165	(18,323)	-	-	-	0.000	0.000
NATIONWIDE GEN INS CO	OH	632,966,472	235,016,222	(1,938,226)	-	-	-	0.000	0.000
NATIONWIDE INS CO OF AMER	OH	424,517,500	158,448,905	2,259,453	-	-	-	0.000	0.000
NATIONWIDE WUT FIRE INS CO	OH	8,204,955,925	2,252,641,694	(43,720,328)	41,703,663,920	3,174,388,876	1,371,946,407	75.136	32.473
NATIONWIDE WUT INS CO	OH	34,671,786,094	12,058,873,857	(1,46,931,267)	13,055,991,398	9,937,217,289	4,282,265,140	75.136	32.737
NATIONWIDE PROP & CAS INS CO	OH	511,121,766	33,747,682	(4,529,423)	-	-	-	0.000	0.000
NAU COUNTRY INS CO	MI	1,015,390,807	294,655,661	21,233,530	553,167,213	351,340,388	164,471,647	67.423	31.563
NAVIGATORS INS CO	NY	3,326,510,625	1,005,080,520	71,286,122	1,092,303,919	649,711,697	333,685,564	65.818	33.804
NCMIC INS CO	IA	818,306,840	306,474,393	19,989,133	185,023,344	120,623,155	50,719,821	65.487	27.536
NETHERLANDS CO THE	NH	99,220,217	91,447,212	1,869,209	-	-	-	0.000	0.000
NEVADA GEN INS CO	NV	15,301,764	6,303,188	88,875	5,978,858	3,729,172	1,716,995	65.918	30.350
NEW ENGLAND INS CO	CT	19,208,931	16,300,824	(1,132,898)	486	1,839,000	3,211	378371.664	660.556
NEW ENGLAND REINS CORP	CT	27,154,000	24,475,382	(621,289)	486	1,839,000	3,211	378340.605	660.520
NEW HAMPSHIRE INS CO	IL	82,871,696	62,376,083	(7,802,419)	-	-	11,302,396	0.000	0.000
NEW YORK MARINE & GEN INS CO	NY	1,977,204,283	473,574,761	25,255,025	676,336,871	348,309,399	237,246,408	59.324	40.408
NGM INS CO	FL	2,521,159,594	550,003,196	(3,772,012)	1,278,920,252	1,262,960,266	383,610,963	99.148	30.115
NORCAL MUT INS CO	CA	1,529,139,243	742,342,447	46,662,355	328,443,291	246,890,260	88,050,262	75.653	26.981
NORGLARD INS CO	PA	1,304,595,812	266,473,609	38,790,994	345,232,632	195,114,457	80,187,978	61.201	25.152
NORTH AMER ELITE INS CO	NH	136,097,461	41,182,160	3,734,770	(21)	303,360	(4,124,897)	-3792000.000	51561212.500
NORTH AMER SPECIALTY INS CO	NH	529,896,026	334,251,118	5,657,876	43,766	1,768,010	(4,548,110)	3167.171	-8147.377
NORTH PACIFIC INS CO	OR	8,505,856	8,080,467	121,377	-	-	-	0.000	0.000
NORTH POINTE INS CO	PA	24,357,390	13,456,423	227,070	-	-	-	0.000	0.000
NORTH RIVER INS CO	NJ	1,046,058,430	282,267,020	16,205,684	435,664,561	272,892,081	153,250,068	63.258	35.524
NORTHLAND CAS CO	CT	112,569,436	37,310,040	3,186,066	33,685,522	22,858,769	9,677,125	69.353	29.360
NORTHLAND INS CO	CT	1,207,418,895	504,289,333	42,851,035	293,545,265	199,197,980	84,329,421	69.353	29.360
NOVA CAS CO	NY	95,985,945	91,115,786	710,438	-	-	-	0.000	0.000
NUTMEG INS CO	CT	479,389,399	290,463,709	32,498,367	72,879,038	47,493,408	23,017,854	64.932	31.469
OAK RIVER INS CO	NE	863,586,980	326,471,907	33,217,408	186,694,645	107,306,694	40,950,637	60.203	22.975
OAKWOOD INS CO	TN	66,717,141	40,502,208	(1,078,654)	-	2,200,001	1,086,947	29739.707	14693.397
OBI NATL INS CO	PA	13,430,093	13,388,515	139,827	-	-	-	0.000	0.000
OCCIDENTAL FIRE & CAS CO OF NC	NC	377,575,220	172,952,937	14,489,196	88,181,554	56,988,218	30,107,818	69.951	36.956
ODYSSEY REINS CO	CT	8,089,407,777	3,297,018,638	271,838,015	2,135,755,220	1,270,258,723	706,424,353	61.945	34.449
OHIO INS CO	OH	19,301,106	19,137,379	(689,645)	-	185,910	926,635	0.000	0.000
OHIO CAS INS CO	NH	6,496,561,337	1,830,406,639	179,390,883	2,546,477,537	1,740,259,149	736,214,619	69.998	29.613
OHIO IND CO	OH	167,021,107	46,702,586	11,272,449	123,540,508	63,021,882	44,772,330	53.554	38.047
OHIO SECURITY INS CO	NH	15,847,415	13,648,333	(1,375,047)	-	-	-	0.000	0.000
OLD REPUBLIC GEN INS CORP	IL	2,181,858,381	668,467,988	73,576,425	234,425,148	175,186,329	15,871,882	75.342	6.826
OLD REPUBLIC INS CO	PA	2,910,392,120	1,107,904,411	89,990,123	444,005,277	265,871,339	128,676,604	60.983	29.515
OLD REPUBLIC SECURITY ASSUR CO	IL	1,028,727,117	188,432,078	(3,587,121)	250,775,852	203,767,597	59,961,326	88.429	26.021
OLD REPUBLIC SURETY CO	WI	127,481,703	70,614,426	9,685,336	53,355,213	4,139,203	40,492,018	7.901	77.287
OLD UNITED CAS CO	KS	777,304,151	266,725,838	36,143,574	161,312,505	65,193,163	40,552,068	49.630	31.038
OREGON AUTOMOBILE INS CO	OR	8,432,143	8,006,236	100,047	-	-	-	0.000	0.000
OREGON MUT INS CO	OR	214,348,302	71,482,718	1,191,794	134,870,182	89,024,426	48,287,073	67.961	36.847
OWNERS INS CO	OH	4,387,900,280	1,809,350,890	27,174,782	1,853,013,371	1,313,927,660	507,219,992	75.298	29.068
PACIFIC COMPENSATION INS CO	CA	574,702,491	236,406,055	13,909,886	144,763,801	88,083,027	40,598,644	65.176	30.041

## Summary of Financial Condition as of December 31, 2018

PROPERTY AND CASUALTY INSURERS (continued)									
Company Name	State of Domicile	Admitted Assets	Capital & Surplus	Net Income	Net Premiums Written	Net Losses and LAE	Other Expenses	Net Loss and LAE Ratio	Net Other Expense Ratio
PACIFIC EMPLOYERS INS CO	PA	926,312,932	880,497,864	13,528,848	(309,290,550)	-	-	0.000	0.000
PACIFIC IND CO	WI	11,006,896,748	3,178,023,665	482,851,104	4,383,898,102	2,141,671,048	803,525,101	63.318	23.756
PACIFIC PIONEER INS CO	CA	16,977,278	9,096,556	(801,872)	3,840,582	5,273,993	612,314	120.691	14,012
PACIFIC SPECIALTY INS CO	CA	293,208,375	123,946,556	(9,235,526)	187,175,415	104,848,439	83,265,114	47.544	47.544
PACIFIC STAR INS CO	WI	16,808,594	10,424,382	135,518	3,040,768	1,965,781	1,065,000	65.355	35.408
PACO ASSUR CO INC	IL	60,827,043	31,332,075	2,728,937	8,202,475	5,785,810	2,026,931	63.754	22.335
PARTNERRE AMER INS CO	DE	380,921,304	108,293,060	404,076	272,513,664	245,317,506	26,160,716	89.861	9.583
PARTNERRE INS CO OF NY	NY	117,935,273	110,760,544	1,491,883	798,174	2,516,401	214,765	315.270	26.907
PEACHTREE CAS IN'S CO	FL	8,350,623	4,487,200	(2,358,068)	738,546	3,160,510	1,251,466	166.091	65.767
PEAK PROP & CAS IN'S CORP	WI	44,095,255	39,024,222	421,654	-	-	-	0.000	0.000
PEERLESS INS CO	IL	208,500,019	196,127,630	4,100,106	-	-	-	0.000	0.000
PEERLESS IN'S CO	NH	15,491,097,520	3,715,950,256	404,565,229	6,366,193,843	4,350,647,869	1,840,536,548	69.998	29.613
PEWCO MUT IN'S CO	WA	808,782,653	300,391,090	21,355,838	478,085,759	342,431,889	117,643,685	73.270	25.172
PENN AMER INS CO	PA	137,794,683	65,075,479	(5,559,158)	31,491,412	24,344,734	17,117,186	73.339	51.566
PENN MILLERS INS CO	PA	72,873,827	44,135,304	1,898,734	-	-	-	0.000	0.000
PENNSYLVANIA LUMBERMENS MUT IN'S	PA	495,745,574	120,041,351	2,009,460	163,582,277	128,537,681	44,082,290	81.922	28.095
PENNSYLVANIA MANUFACTURERS ASSOC IN'S	PA	1,068,321,990	325,235,308	13,953,979	194,159,055	142,600,749	50,033,979	76.019	26.673
PENNSYLVANIA MANUFACTURERS IND CO	PA	248,357,329	82,148,056	2,247,975	64,719,685	47,533,582	16,677,993	76.019	26.673
PENNSYLVANIA NATL MUT CAS IN'S CO	PA	1,298,287,644	580,159,670	20,167,305	359,721,241	247,147,509	112,485,146	70.410	32.046
PERMANENT GEN ASSUR CORP	WI	520,708,720	135,998,911	1,225,980	-	-	-	0.000	0.000
PETROLEUM CAS CO	TX	33,163,561	24,142,236	3,353,164	2,613,747	(1,093,933)	1,202,247	-42.529	46.740
PHARMACIST'S MUT IN'S CO	IA	333,161,716	137,507,996	7,930,943	122,883,141	72,881,633	39,874,884	62.467	34.177
PHILADELPHIA IND IN'S CO	PA	9,068,183,989	2,369,481,419	350,964,328	3,192,972,849	2,041,024,278	946,527,610	65.625	30.434
PHOENIX IN'S CO	CT	4,265,124,101	1,597,638,683	146,528,581	1,203,755,665	816,385,227	345,612,469	69.312	29.343
PHYSICIANS IN'S A MUT CO	WA	501,872,079	252,924,352	11,528,581	94,256,950	75,722,036	19,367,402	81.036	20.726
PIONEER SPECIALTY IN'S CO	IN	84,205,950	30,877,020	2,040,114	29,894,297	18,645,866	8,594,984	65.918	30.350
PLAN'S LIAB IN'S CO	OH	27,525,387	27,481,228	(4,966,013)	(59,396,677)	(51,208,370)	562,634	86.966	-0.956
PLATEAU CAS IN'S CO	TN	47,746,180	24,269,113	1,564,577	20,768,776	11,974,033	7,131,489	57.992	34.539
PLATTE RIVER IN'S CO	NE	155,859,602	49,668,454	2,365,334	45,899,963	23,953,499	19,320,184	55.093	44.437
PLAZA IN'S CO	IA	83,348,394	24,023,580	493,046	-	-	-	0.000	0.000
PMI IN'S CO	AZ	128,201,614	68,145,476	16,686,088	14,908,369	590,352	5,647,469	3.503	33.512
PMI MORTGAGE IN'S CO	AZ	818,685,727	(1,187,632,387)	214,825,252	88,463,027	(60,362,601)	11,147,465	-67.832	12.527
PODIATRY IN'S CO OF AMER	IL	294,256,831	105,027,663	7,467,792	66,077,949	52,334,886	13,773,580	85.330	22.457
PRAETORIAN IN'S CO	PA	476,779,497	219,371,204	16,936,824	172,415,754	109,908,755	51,263,890	67.423	31.563
PREFERRED PROFESSIONAL IN'S CO	NE	257,219,293	107,796,736	24,033,868	38,060,072	30,199,642	9,681,503	80.861	25.923
PREVISOR IN'S CO	CO	10,926,512	8,074,943	(822,663)	491,213	749,122	879,437	154.818	181.750
PROASSURANCE IND CO INC	AL	1,004,606,787	293,820,803	52,281,100	176,726,696	131,707,391	41,217,404	71.379	22.338
PRODUCERS AGRICULTURE IN'S CO	TX	554,212,368	61,925,169	892,063	-	(212)	532,874	0.000	0.000
PROFESSIONALS ADVOCATE IN'S CO	MD	141,923,201	118,670,615	7,980,616	3,155,032	527,254	1,031,281	13.119	26.157
PROGRESSIVE ADVANCED IN'S CO	OH	643,553,949	274,786,857	26,705,222	459,450,802	316,905,062	88,004,241	71.967	19.985
PROGRESSIVE CAS IN'S CO	OH	10,081,095,255	2,570,584,354	979,402,228	7,812,557,605	5,099,852,819	1,536,355,291	68.674	20.688
PROGRESSIVE CL ASSIC IN'S CO	WI	544,160,924	156,131,657	45,607,760	478,319,853	312,235,887	94,062,569	68.674	20.688
PROGRESSIVE DIRECT IN'S CO	OH	9,188,480,225	2,829,239,177	720,855,022	8,901,859,292	6,140,035,571	1,705,062,174	71.967	19.985
PROGRESSIVE MAX IN'S CO	OH	681,065,063	217,435,406	50,476,000	683,176,203	475,357,593	132,006,362	71.967	19.985
PROGRESSIVE NORTHERN IN'S CO	WI	2,180,121,207	624,573,578	209,004,033	1,913,279,414	1,248,943,548	376,230,275	68.674	20.688
PROGRESSIVE NORTHWESTERN IN'S CO	OH	2,135,113,494	625,903,892	219,652,222	1,913,279,414	1,248,943,548	376,230,275	68.674	20.688
PROGRESSIVE PREFERRED IN'S CO	OH	1,116,238,441	314,799,295	98,260,522	956,639,707	624,471,774	188,125,138	68.674	20.688

# Summary of Financial Condition as of December 31, 2018

PROPERTY AND CASUALTY INSURERS (continued)										
Company Name	State of Domicile	Admitted Assets	Capital & Surplus	Net Income	Net Premiums Written	Net Losses and LAE	Other Expenses	Net Loss and LAE Ratio	Net Other Expense Ratio	
PROGRESSIVE PREMIER INS CO OF IL	OH	392,277,490	102,535,099	14,786,912	229,725,401	158,452,531	44,002,121	71.967	19.985	
PROGRESSIVE SPECIALTY INS CO	OH	1,297,638,588	370,658,541	128,710,166	1,116,079,658	728,550,402	219,479,327	68.674	20.688	
PROGRESSIVE WEST INS CO	OH	153,416,946	37,166,850	3,282,918	33,642,999	22,612,466	7,208,883	69.079	22.022	
PROPERTY & CAS INS CO OF HARTFORD	IN	246,760,314	109,290,809	13,980,346	52,056,456	33,923,863	16,441,325	64.932	31.469	
PROSELECT INS CO	NE	180,431,698	70,304,465	9,389,647	-	-	-	0.000	0.000	
PROTECTIVE INS CO	IN	973,833,280	394,611,818	29,944,133	406,667,139	319,196,063	108,329,095	80.871	27.446	
PROTECTIVE PROP & CAS INS CO	MO	366,705,422	173,827,366	16,619,413	47,999,607	35,777,143	10,685,604	65.544	19.576	
PROVIDENCE WASHINGTON INS CO	RI	117,845,666	20,419,916	223,242	(37,896,881)	(36,107,511)	4,257,685	95.278	-11.235	
QBE INS CORP	PA	2,182,106,724	740,650,557	47,205,207	1,048,862,497	666,178,241	311,855,328	67.423	31.563	
QBE REINS CORP	PA	1,127,797,075	847,453,143	13,736,883	208,335,705	132,323,083	61,943,868	67.423	31.563	
QUALITAS INS CO	CA	88,697,766	23,670,285	607,943	46,085,820	26,249,523	14,792,592	65.899	37.137	
RADIAN GUAR INC	PA	4,059,597,933	814,112,176	501,930,930	872,706,439	91,048,667	268,066,050	10.279	30.265	
RADIAN MORTGAGE ASSUR INC	PA	8,698,570	8,681,161	(51,976)	-	-	163,820	0.000	0.000	
RADNOR SPECIALTY INS CO	NE	49,176,713	47,285,682	(1,294,136)	567,688	441,588	2,398,492	125.665	682.549	
RAMPART INS CO	NY	21,142,032	6,552,584	(1,386,252)	-	1,077,317	783,931	0.000	0.000	
RED SHIELD INS CO	WA	41,238,496	22,877,931	1,097,131	14,255,341	6,177,772	7,460,892	43.897	53.014	
REDWOOD FIRE & CAS INS CO	NE	1,911,865,500	655,166,678	85,675,335	489,037,822	286,125,208	97,151,963	61.592	20.913	
REGENT INS CO	WI	37,487,498	32,629,112	418,344	-	-	-	0.000	0.000	
REPUBLIC INS CO OF AMER	CA	2,178,364,892	411,897,640	152,336,872	807,839,860	473,347,596	202,418,612	58.408	24.977	
REPUBLIC IND CO OF CA	CA	27,340,716	25,918,338	482,876	-	-	-	0.000	0.000	
REPUBLIC MORT ASSUR CO	FL	21,525,326	9,267,140	801,575	1,044,682	472,020	299,085	43.821	27.767	
REPUBLIC MORTGAGE GUAR INS CORP	NC	122,901,324	20,533,723	7,149,898	10,772,125	4,819,134	2,116,734	43.311	19.024	
REPUBLIC MORTGAGE INS CO	NC	549,942,301	52,141,054	37,529,169	60,500,814	27,380,551	11,665,237	43.994	18.743	
REPWEST INS CO	AZ	351,948,593	216,762,579	23,960,114	50,055,694	7,964,593	31,449,459	16.005	63.197	
RESPONSE INS CO	IL	40,741,995	38,107,474	163,225	-	-	-	0.000	0.000	
RESPONSE WORLDWIDE INS CO	IL	12,281,486	12,234,718	420,211	-	-	-	0.000	0.000	
RIVERPORT INS CO	IA	78,955,219	40,815,927	1,116,201	-	-	-	0.000	0.000	
RLI INS CO	IL	1,845,401,038	829,775,120	124,685,450	500,401,977	247,940,109	201,091,030	51.984	42.162	
ROCHE SURETY & CAS CO INC	FL	24,538,415	10,057,686	161,399	2,551,090	-	2,326,029	0.000	89.337	
ROCKWOOD CASINS CO	PA	291,067,462	108,887,952	12,606,099	77,935,297	39,736,039	29,075,983	50.759	37.141	
RSUI IND CO	NH	3,665,978,613	1,603,818,238	151,032,010	713,549,741	455,847,251	197,904,943	65.954	28.634	
RURAL COMM INS CO	MN	1,916,911,487	259,444,079	5,591,379	-	-	-	0.000	0.000	
RVI AMER INS CO	CT	111,348,014	75,208,712	3,246,007	4,711,266	970,284	2,710,226	17.239	48.151	
SAFE CO INS CO OF AMER	NH	5,117,280,905	1,566,471,403	121,019,116	1,909,858,151	1,305,194,365	552,160,971	69.998	29.613	
SAFE CO INS CO OF IL	IL	201,125,783	190,919,564	2,000,390	-	-	-	0.000	0.000	
SAFE CO INS CO OF IN	IN	15,735,516	15,634,368	181,811	-	-	-	0.000	0.000	
SAFE CO NATL INS CO	NH	15,678,603	15,225,705	348,301	-	-	-	0.000	0.000	
SAFETY FIRST INS CO	IL	103,458,919	72,614,978	1,071,063	27,199,604	14,731,780	4,942,665	78.868	26.461	
SAFETY NATL CAS CORP	MO	8,027,724,260	2,366,907,089	286,981,927	1,015,895,567	781,148,015	262,314,301	82.335	27.649	
SAFEMAY INS CO	IL	595,463,856	345,828,400	35,821,152	227,492,365	173,546,047	49,920,486	75.771	21.796	
SAGAMORE INS CO	IN	191,463,465	135,725,128	5,590,723	35,805,316	27,060,353	7,582,505	74.637	20.914	
SAMSGING FIRE & MARINE INS CO LTD	NY	105,660,049	68,292,268	8,088,719	16,925,429	19,887,590	6,700,881	104.364	35.164	
SCOR REINS CO	NY	4,221,150,091	903,516,002	(145,245,549)	1,324,908,314	983,261,281	502,355,503	77.748	39.722	
SCOTTSDALE IND CO	OH	95,246,776	40,694,173	900,076	-	-	-	0.000	0.000	
SEAWAY INS CO	CA	24,866,357	13,218,258	2,475,582	7,102,011	(79,697)	4,249,433	-1.118	59.615	
SECURA INS A MUT CO	WI	1,247,877,213	461,488,614	49,584,393	559,877,916	317,430,811	179,393,890	58.997	33.342	
SECURA SUPREME INS CO	WI	153,923,356	71,269,362	6,290,756	62,208,648	35,270,102	19,251,158	58.997	32.202	

## Summary of Financial Condition as of December 31, 2018

PROPERTY AND CASUALTY INSURERS (continued)									
Company Name	State of Domicile	Admitted Assets	Capital & Surplus	Net Income	Net Premiums Written	Net Losses and LAE	Other Expenses	Net Loss and LAE Ratio	Net Other Expense Ratio
SECURIAN GAS CO	IN	376,102,676	133,062,436	13,544,361	282,280,070	147,460,565	101,095,522	57.924	39.712
SECURITY NAT'L INS CO	DE	1,165,538,450	135,175,114	5,112,575	249,301,222	187,733,597	78,895,578	74.074	31.130
SELECT INS CO	TX	80,967,200	80,822,119	2,112,086	-	-	-	0.000	0.000
SELECT MARKETS INS CO	IL	16,564,112	16,561,704	322,217	-	-	-	0.000	0.000
SELECTIVE INS CO OF NY	NY	466,388,577	114,185,224	11,981,046	176,000,053	104,807,738	58,310,955	61.458	34.193
SENECA INS CO INC	NY	185,641,209	145,511,988	2,314,884	-	-	-	0.000	0.000
SENTINEL INS CO LTD	CT	294,493,245	211,862,387	15,670,632	31,233,873	20,354,318	9,864,795	64.952	31.469
SENTRITY CAS CO	TX	219,763,193	50,758,484	2,892,923	23,882,319	10,279,702	926,952	70.543	6.361
SENTRITY CAS CO	WI	355,548,712	70,726,597	4,771,133	57,199,557	41,698,874	16,543,506	74.919	29.723
SENTRY INS A MUT CO	WI	8,669,418,968	5,416,786,128	237,604,036	1,235,510,421	900,695,704	357,339,736	74.919	29.723
SENTRY SELECT INS CO	WI	846,026,990	225,807,282	11,993,143	228,798,226	166,795,502	66,174,025	74.919	29.723
SEQUOIA IND CO	NV	7,712,547	7,448,023	72,050	-	-	-	0.000	0.000
SEQUOIA INS CO	CA	156,144,974	37,355,845	2,683,291	-	-	-	0.000	0.000
SERVICE AMER IND CO	OK	12,844,047	10,185,809	(1,059,771)	3,143,211	820,144	1,249,380	85.965	130.957
SERVICE INS CO	FL	63,483,950	41,945,781	(4,578,814)	15,957,243	16,432,816	5,158,408	72.759	39.471
SFM MUT INS CO	IN	650,111,848	164,867,418	16,908,961	177,208,920	128,172,169	39,035,744	72.682	22.136
SIRIUS AMER INS CO	NY	1,228,020,618	522,196,989	(9,910,736)	182,028,256	107,361,038	62,684,733	74.030	43.224
SOMPO JAPAN FIRE & MAR INS CO AMER	NY	104,940,312	73,062,810	(1,203,054)	-	398,229	1,541,736	0.000	0.000
SOMPO JAPAN INS CO OF AMER	NY	1,326,319,117	612,659,124	24,630,284	166,456,282	118,512,430	52,198,080	66.818	29.429
SOUTHERN INS CO	TX	40,158,551	32,429,600	2,971,103	1,214,245	(969,503)	281,103	-59.582	17.275
SOUTHWEST MARINE & GEN INS CO	AZ	292,644,667	66,733,167	3,003,712	42,271,055	21,855,878	15,052,452	59.560	41.020
SPARTA INS CO	CT	194,282,329	91,805,220	1,346,290	(401,806)	(873,400)	4,839,089	244.063	-135.237
SPINNAKER INS CO	IL	74,367,182	33,017,410	5,119,997	12,681,756	6,931,390	7,444,697	36.955	39.691
ST PAUL FIRE & MARINE INS CO	CT	19,476,302,837	5,704,568,360	644,507,065	6,052,107,096	4,111,776,403	1,742,549,981	69.399	29.411
ST PAUL GUARDIAN INS CO	CT	76,653,558	22,829,115	1,741,585	24,061,088	16,327,888	6,912,224	69.353	29.360
ST PAUL MERCURY INS CO	CT	329,755,736	115,086,988	8,243,653	96,244,349	65,310,803	27,648,980	69.353	29.360
ST PAUL PROTECTIVE INS CO	CT	531,475,285	218,714,109	13,126,186	139,654,306	94,700,673	40,091,025	69.303	29.339
STANDARD FIRE INS CO	CT	3,935,183,141	1,221,484,978	167,203,858	1,164,557,825	790,260,881	334,552,840	69.353	29.360
STANDARD GUAR INS CO	DE	300,583,669	130,087,329	5,537,412	184,385,533	94,371,185	106,677,202	51.186	57.861
STAR CAS INS CO	FL	36,598,267	9,160,267	3,773,745	12,928,962	10,097,954	(798,702)	77.709	-6.146
STAR INS CO	MI	1,806,736,389	579,588,015	63,222,640	530,557,199	336,294,680	188,730,244	63.638	35.714
STARNET INS CO	IA	243,541,478	116,022,409	2,608,375	-	-	-	0.000	0.000
STARR IND & LIAB CO	TX	5,332,385,591	2,023,899,943	27,574,907	1,282,598,659	1,003,855,303	227,376,787	87.211	19.754
STARSTONE NAT'L INS CO	DE	523,079,891	112,061,301	(22,021,895)	232,938,027	88,556,525	86,222,256	60.889	59.284
STATE AUTO PROP & CAS INS CO	IA	2,448,250,432	696,154,386	49,002,773	949,632,572	626,131,281	348,578,294	64.460	35.886
STATE AUTOMOBILE MUT INS CO	OH	2,295,424,837	765,930,369	12,287,614	642,399,356	423,601,257	236,884,125	64.466	36.050
STATE FARM FIRE & CAS CO	IL	41,009,727,920	18,882,521,347	1,698,693,868	16,904,665,276	11,415,143,297	4,418,070,922	68.805	26.630
STATE FARM GEN INS CO	IL	6,634,867,062	2,462,917,091	(719,371,054)	1,871,835,585	2,381,578,423	528,914,217	131.587	29.223
STATE FARM MUT AUTO INS CO	IL	159,865,233,167	100,793,656,707	6,349,664,361	43,219,212,768	31,514,966,886	10,384,525,188	72.571	23.913
STATE NAT'L INS CO INC	TX	542,004,667	394,377,770	6,942,972	64,028,324	28,201,191	22,558,283	48.378	38.698
STILLWATER INS CO	CA	402,824,764	171,092,857	9,185,934	261,254,522	204,394,082	87,023,434	78.701	33.508
STILLWATER PROP & CAS INS CO	NY	133,995,478	119,209,607	10,955,082	3,024,049	-	482,312	0.000	15.949
STONINGTON INS CO	PA	16,227,420	14,514,234	161,407	-	-	-	0.000	0.000
STRATFORD INS CO	NH	485,534,793	88,804,820	3,135,832	70,293,998	66,153,752	14,635,918	84.562	18.709
SU INS CO	WI	23,461,767	12,623,542	(22,299)	15,910,521	10,188,081	5,892,218	64.661	37.396
SUBILITY INS CO	OR	42,859,039	17,175,321	1,952,280	28,661,953	18,769,720	8,766,023	66.767	31.182
SUECIA INS CO	NY	42,117,404	24,075,459	3,549,957	-	188,209	100,591	0.000	0.000



## Summary of Financial Condition as of December 31, 2018

PROPERTY AND CASUALTY INSURERS (continued)									
Company Name	State of Domicile	Admitted Assets	Capital & Surplus	Net Income	Net Premiums Written	Net Losses and LAE	Other Expenses	Net Loss and LAE Ratio	Net Other Expense Ratio
SUN SURETY INS CO	SD	22,847,653	11,491,211	734,118	3,988,552	79,708	3,238,320	1.996	81.086
SURETEC INS CO	TX	258,255,515	107,278,893	12,008,792	73,680,093	11,348,316	48,076,815	15.570	65.961
SURETY BONDING CO OF AMER	SD	7,762,042	7,760,900	119,869	-	-	-	0.000	0.000
SWISS REINS AMER CORP	NY	14,509,415,645	3,312,367,842	(234,908,920)	4,988,908,033	2,746,264,646	1,677,511,010	68.616	41.913
THE INS CO	LA	66,975,573	6,620,941	(120,257,848)	(136,930,716)	(1,052,713)	38,788,418	-4.419	162.819
TDC NATL ASSUR CO	OR	351,525,072	102,484,113	10,981,344	21,218,992	9,801,342	3,359,207	68.027	24.013
TEACHERS INS CO	IL	360,966,928	143,089,870	(8,061,090)	221,229,761	178,536,838	59,092,289	49.610	17.003
TECHNOLOGY INS CO INC	DE	4,199,981,145	1,041,475,469	(68,522,896)	1,373,886,161	1,034,148,490	484,181,380	82.632	27.350
THE BAR PLAN MUT INS CO	MO	39,984,271	15,668,454	246,114	9,319,439	5,384,586	4,351,687	74.076	31.100
THE CINCINNATI CAS CO	OH	485,523,665	398,100,347	16,274,436	-	-	-	56.558	45.709
THE CINCINNATI IND CO	OH	135,609,648	102,118,279	5,125,141	-	-	-	0.000	0.000
THE CINCINNATI INS CO	OH	13,147,818,826	4,919,104,373	626,067,826	4,784,382,015	3,119,348,937	1,454,580,653	66.509	31.014
THE TRAVELERS CAS CO	CT	214,547,512	59,200,823	5,345,594	69,777,153	47,350,328	20,045,501	69.353	29.360
TIG INS CO	CA	2,193,577,009	528,573,767	(172,079,163)	(3,819)	173,102,275	73,500,596	-4532220.638	-1924416.749
TITAN IND CO	TX	137,639,952	130,104,690	103,757	-	-	-	0.000	0.000
TNUS INS CO	NY	64,435,279	59,181,733	1,251,928	-	(78,708)	-	0.000	0.000
TOKIO MARINE AMER INS CO	NY	1,432,184,407	510,246,418	23,446,629	276,584,272	180,189,584	103,986,865	66.070	38.129
TOYOTA MOTOR INS CO	IA	557,788,908	236,655,814	1,571,332	122,624,346	74,021,482	20,937,368	83.737	23.685
TRANS PACIFIC INS CO	NY	67,661,420	54,557,151	1,131,151	49	85,628	(252,253)	10839.078	-31930.799
TRANSAMERICA CAS INS CO	IA	158,418,276	121,832,274	(5,335,011)	27,402,746	40,201,646	19,854,660	89.059	43.984
TRANSATLANTIC REINS CO	NY	14,315,254,430	4,614,109,980	80,719,036	3,579,831,069	2,605,589,761	1,228,450,605	72.876	34.359
TRANSGUARD INS CO OF AMER INC	IL	418,825,395	193,497,683	7,548,455	204,838,312	132,378,945	66,658,294	69.951	35.223
TRANSPORT INS CO	OH	33,293,235	17,068,084	589,071	-	2,643,475	1,391,165	0.000	0.000
TRANSPORTATION INS CO	IL	73,088,272	73,051,151	1,896,706	-	-	-	0.000	0.000
TRAVCO INS CO	CT	225,471,641	66,551,162	4,766,721	64,964,936	44,084,786	18,663,052	69.353	29.360
TRAVELERS CAS & SURETY CO	CT	17,473,912,387	6,647,847,066	929,345,709	4,898,841,473	3,324,320,574	1,407,333,878	69.353	29.360
TRAVELERS CAS & SURETY CO OF AMER	CT	4,256,347,432	2,111,277,178	523,464,653	1,593,391,412	389,573,811	614,295,994	25.335	39.949
TRAVELERS CAS CO OF CT	CT	340,514,326	85,876,011	9,189,844	113,087,110	76,740,196	32,487,552	69.353	29.360
TRAVELERS CAS INS CO OF AMER	CT	2,027,549,104	552,653,815	57,327,228	656,867,683	445,746,317	188,704,383	69.353	29.360
TRAVELERS COMMERCIAL CAS CO	CT	339,040,900	89,910,922	8,818,837	113,087,110	76,740,196	32,487,552	69.353	29.360
TRAVELERS COMMERCIAL INS CO	CT	485,154,491	87,959,165	7,103,981	113,087,110	76,740,196	32,487,552	69.353	29.360
TRAVELERS CONSTITUTION STATE INS CO	CT	212,591,516	59,227,688	5,240,419	69,777,153	47,350,328	20,045,501	69.353	29.360
TRAVELERS HOME & MARINE INS CO	CT	372,880,459	105,102,491	5,785,752	64,964,936	44,084,786	18,663,052	69.353	29.360
TRAVELERS IND CO	CT	21,617,300,097	6,633,300,461	785,501,778	5,603,850,846	3,801,942,861	1,609,597,416	69.353	29.355
TRAVELERS IND CO OF AMER	CT	665,308,406	182,510,575	17,777,911	183,270,372	125,723,309	53,224,299	69.353	29.360
TRAVELERS IND CO OF CT	CT	1,121,615,497	332,786,599	28,920,979	329,636,896	223,689,537	94,697,792	69.353	29.360
TRAVELERS PROP CAS CO OF AMER	CT	856,750,250	437,448,291	15,869,207	86,619,914	58,779,721	24,894,077	69.353	29.360
TRAVELERS PROP CAS INS CO	CT	281,723,744	72,729,509	5,660,792	72,183,262	48,983,099	20,736,729	69.353	29.360
TRENWICK AMER REINS CORP	CT	49,338,247	28,755,527	(1,092,515)	4,124	1,144,747	35,218	27758.172	853.977
TRI STATE INS CO OF MN	IA	72,098,305	33,685,258	872,460	-	-	-	0.000	0.000
TRIANGLE INS CO INC	OK	94,752,824	38,089,721	1,733,914	38,985,442	25,292,644	11,014,303	69.093	30.088
TRINITY UNIVERSAL INS CO	TX	3,675,261,634	996,882,521	54,882,161	2,156,438,079	987,333,659	484,242,431	70.054	30.811
TRITON INS CO	TX	447,258,314	113,198,061	17,940,305	171,973,061	43,134,608	58,325,392	37.312	50.452
TRIUMPH CAS CO	OH	61,455,210	18,683,725	1,496,392	9,290,089	5,570,283	2,635,029	60.781	28.752
TRUCK INS EXCH	CA	2,151,852,417	667,533,194	19,435,220	1,072,409,180	725,297,597	355,531,319	68.185	33.423
TRUMBULL INS CO	CT	253,490,950	117,791,736	17,902,215	52,056,450	33,923,854	16,441,316	64.952	31.469

## Summary of Financial Condition as of December 31, 2018

PROPERTY AND CASUALTY INSURERS (continued)									
Company Name	State of Domicile	Admitted Assets	Capital & Surplus	Net Income	Net Premiums Written	Net Losses and LAE	Other Expenses	Net Loss and LAE Ratio	Net Other Expense Ratio
TWIN CITY FIRE INS CO CO	IN	698,596,434	275,546,277	28,766,772	156,169,367	101,771,388	49,323,972	64.932	31.469
UMIA INS INC	OR	234,681,716	99,377,652	3,729,348	50,213,878	47,859,538	7,866,739	95.591	15.713
UNIGARD IND CO	WI	10,071,761	7,566,509	63,587	-	-	-	-	0.000
UNIGARD INS CO	WI	396,521,818	96,814,814	4,285,611	215,519,693	136,885,945	64,079,862	67.423	31.563
UNION INS CO	IA	144,904,623	46,711,853	996,849	-	-	-	0.000	0.000
UNION INS CO OF PROVIDENCE	IA	48,399,075	46,779,937	1,647,788	-	-	-	0.000	0.000
UNITED GAS & SURETY INS CO	NE	21,536,658	14,970,877	(1,345,678)	6,824,174	338,267	4,344,630	10.623	136.439
UNITED FINANCIAL CAS CO	OH	4,113,922,509	927,493,141	272,098,662	2,771,450,632	1,790,188,082	521,365,622	69.483	20.236
UNITED FIRE & CAS CO	IA	2,020,197,240	774,257,466	211,200,571	679,465,100	468,672,876	225,378,147	70.587	33.944
UNITED GUAR CREDIT INS CO	NC	5,903,799	5,358,096	481,021	46,059	(180,855)	83,902	-364.929	169.297
UNITED GUAR RESIDENTIAL INS CO	NC	1,905,922,127	312,248,169	296,978,244	309,854,370	24,631,345	65,610,891	6.963	18.548
UNITED GUAR RESIDENTIAL INS CO OF NC	NC	38,188,065	21,903,447	19,646,296	13,286,293	(12,680,483)	1,711,071	-95.208	12.847
UNITED HERITAGE PROP & CAS CO	ID	43,832,782	16,313,636	1,142,304	26,251,715	18,870,045	8,281,460	71.160	31.230
UNITED SERV AUTOMOBILE ASSN	TX	36,922,905,416	27,600,683,807	78,823,810	8,021,614,564	6,891,761,156	1,041,331,982	87.844	13.273
UNITED STATES FIDELITY & GUAR CO	CT	3,368,469,858	984,206,451	92,226,461	1,061,093,950	720,051,751	304,830,169	69.353	29.360
UNITED STATES FIDELITY & GUAR CO	DE	4,085,827,970	1,317,641,374	79,985,967	1,505,023,041	942,718,097	535,148,230	63.258	35.909
UNITED STATES LIAB INS CO	PA	1,153,139,167	722,279,985	20,767,343	240,269,749	111,378,570	100,949,703	48.191	43.679
UNITED WI INS CO	WI	207,040,823	123,537,053	4,631,502	-	-	-	0.000	0.000
UNITRIN AUTO & HOME INS CO	NY	71,015,785	33,826,703	1,178,274	-	-	-	0.000	0.000
UNITRIN PREFERRED INS CO	NY	19,577,376	9,972,327	363,130	-	-	-	0.000	0.000
UNITRIN SAFEGUARD INS CO	WI	49,385,406	8,073,273	384,448	-	1	-	0.000	0.000
UNIVERSAL FIRE & CAS INS CO	IN	18,240,711	8,734,632	956,783	3,329,641	-	2,409,327	0.000	71.726
UNIVERSAL SURETY CO	NE	211,650,604	177,735,307	10,646,862	3,279,411	(2,408,036)	1,860,349	-79.427	61.336
UNIVERSAL SURETY OF AMER	SD	15,097,323	15,090,311	277,704	-	-	-	0.000	0.000
UNIVERSAL UNDERWRITERS INS CO	IL	336,989,451	331,043,866	9,424,006	-	-	-	0.000	0.000
UNIVERSAL UNDERWRITERS OF TX INS	IL	10,821,764	10,137,760	325,484	-	-	-	0.000	0.000
US SPECIALTY INS CO	TX	2,042,343,714	593,670,916	84,017,968	592,286,093	382,691,061	175,188,369	65.003	29.757
US UNDERWRITERS INS CO	ND	163,457,965	125,019,710	4,898,864	12,976,178	4,256,526	5,379,251	33.125	41.863
USAA CAS INS CO	TX	11,408,583,718	4,924,361,411	315,552,609	7,390,949,157	6,052,215,958	936,065,884	84.324	13.042
USAA GEN IND CO	TX	5,236,574,010	1,801,962,181	162,131,284	3,995,107,814	3,270,749,884	494,951,011	84.305	12.758
UTICA MUT INS CO	NY	2,622,038,443	957,275,544	75,540,606	872,983,610	528,943,630	290,285,897	62.672	34.395
VALLEY FORGE INS CO	PA	73,557,579	73,542,641	2,287,118	-	-	-	0.000	0.000
VANLINER INS CO	MO	478,167,948	138,499,994	17,568,696	120,771,152	72,326,873	34,091,430	60.708	28.615
VERLAN FIRE INS CO MD	NH	25,541,496	25,514,810	673,549	-	-	-	0.000	0.000
VICTORIA FIRE & CAS CO	OH	36,899,381	34,548,700	717,007	-	-	-	0.000	0.000
VIGILANT INS CO	NY	443,240,126	333,743,363	7,147,779	(14,564,074)	-	-	0.000	0.000
Viking INS CO OF WI	WI	508,404,884	171,267,166	5,187,229	114,399,113	83,397,748	33,087,013	74.919	29.723
VIRGINIA SURETY CO INC	IL	1,643,310,471	393,442,618	25,686,573	819,366,187	285,710,119	148,952,975	62.853	32.768
WARNER INS CO	IL	16,327,218	16,255,646	154,031	-	-	-	0.000	0.000
WASHINGTON INTL INS CO	NH	101,548,003	85,392,243	2,897,519	2,684	(1,078,310)	(41,208)	-21281.033	-813.262
WATFORD INS CO	NJ	34,328,599	17,087,758	(2,488,049)	4,472,511	1,593,808	3,785,983	62.770	154.938
WAUSAU BUSINESS INS CO	WI	133,037,557	29,942,444	1,141,846	-	-	-	0.000	0.000
WAUSAU UNDERWRITERS INS CO	WI	1,838,678,984	357,805,379	(33,629,122)	623,253,057	469,333,979	197,238,950	74.074	31.130
WEICO INS CO	DE	54,063,495	51,306,541	(75,323)	-	-	-	0.000	0.000
WEST AMER INS CO	IN	338,378,117	217,397,572	31,882,062	(192,425,217)	-	-	0.000	0.000
WESTCHESTER FIRE INS CO	PA	230,565,306	125,299,124	13,938,941	110,866,966	67,513,470	31,071,984	61.620	28.360
WESTERN AGRIC INS CO	IA	-	-	-	-	-	-	-	-

# Summary of Financial Condition as of December 31, 2018

PROPERTY AND CASUALTY INSURERS (continued)									
Company Name	State of Domicile	Admitted Assets	Capital & Surplus	Net Income	Net Premiums Written	Net Losses and LAE	Other Expenses	Net Loss and LAE Ratio	Net Other Expense Ratio
WESTERN COMM INS CO	ID	45,914,630	35,298,984	1,743,993	-	-	(711,626)	0.000	0.000
WESTERN GEN INS CO	CA	86,657,430	22,844,209	1,920,918	58,621,275	28,917,521	29,279,523	48.900	49.500
WESTERN NATL ASSUR CO	IN	73,755,666	31,578,759	2,226,651	29,894,296	18,645,869	8,584,985	65.918	30.350
WESTERN NATL MUT INS CO	IN	1,135,565,807	492,018,270	28,973,159	442,435,591	275,958,866	127,057,723	65.918	30.350
WESTERN PROFESSIONAL INS CO	WA	13,671,663	13,588,177	212,418	-	-	69,544	0.000	0.000
WESTERN PROTECTORS INS CO	OR	8,833,457	8,734,097	123,349	-	-	49,196	0.000	0.000
WESTERN SURETY CO	SD	2,083,835,493	1,541,567,347	167,552,217	397,028,039	50,018,567	209,677,415	13.060	54.746
WESTFIELD INS CO	OH	2,902,734,549	1,155,568,892	26,283,073	990,331,936	706,503,269	363,914,910	71.136	36.642
WESTFIELD NATL INS CO	OH	683,559,379	305,793,478	7,416,431	238,413,243	170,084,121	87,609,145	71.136	36.642
WESTPORT INS CORP	MO	5,450,072,572	1,634,089,918	(245,240,424)	2,292,865,405	1,236,494,139	759,016,999	74.410	45.676
WHITE PINE INS CO	MI	57,032,730	26,587,590	834,467	21,109,306	21,720,307	10,908,210	72.077	36.197
WILLIAMSBURG NATL INS CO	MI	30,801,078	29,551,737	1,179,762	-	-	-	0.000	0.000
WILSHIRE INS CO	NC	289,618,309	106,638,683	(2,071,216)	151,561,980	97,948,538	48,267,524	69.951	34.471
WINDHAVEN NATL INS CO	TX	42,613,271	6,901,668	1,523,143	13,495,561	3,538,750	(558,280)	72.558	-11.447
WORK FIRST GAS CO	DE	57,798,225	18,055,326	2,995,635	25,186,568	16,691,215	6,540,513	65.950	25.843
WORKERS COMP EXCH	ID	7,186,671	406,207	-	1,931,252	1,702,615	322,235	88.161	16.685
WRIGHT NATL FLOOD INS CO	TX	26,968,555	19,424,814	4,501,186	16,765	10,668,550	(16,082,846)	63635.848	-95931.083
WRM AMER IND CO INC	NY	14,393,771	13,943,510	(574,044)	-	(42,373)	808,298	0.000	0.000
X L INS CO OF NY	NY	273,389,125	64,337,071	(4,595,461)	98,112,743	73,437,305	29,917,685	77.031	31.382
XL INS AMER INC	DE	998,042,510	248,299,089	(12,330,461)	327,042,462	244,791,019	99,725,617	77.031	31.382
XL REINS AMER INC	NY	8,056,688,078	2,088,254,697	42,591,810	2,125,775,973	1,591,141,611	648,216,513	77.031	31.382
XL SPECIALTY INS CO	DE	1,152,033,896	300,347,886	(29,030,157)	196,225,472	146,874,611	59,835,370	77.031	31.382
YCI INC	OK	9,620,632	7,569,214	(1,188,177)	1,950,176	447,292	1,691,843	96.821	366.218
YOSEMITE INS CO	OK	106,288,506	38,352,858	20,413,425	2,834,209	30,155,767	(8,773,351)	64.766	-18.943
ZAILE IND CO	TX	43,811,961	23,196,807	6,757,186	3,479,095	1,236,541	5,949,840	13.588	65.380
ZENITH INS CO	CA	1,790,647,426	541,084,790	133,650,994	786,104,699	363,015,782	263,346,413	46.056	33.411
ZURICH AMER INS CO	NY	30,948,104,546	7,175,505,281	656,759,194	3,921,553,029	3,581,345,175	661,788,529	81.409	15.043
ZURICH AMER INS CO OF IL	IL	54,565,656	34,435,449	1,096,786	-	-	-	0.000	0.000

# Summary of Financial Condition as of December 31, 2018

MANAGED CARE ORGANIZATIONS								
Company Name	State of Domicile	Incorporated Date	Licensed Date	Total Assets	Liabilities	Capital and Surplus	Net Income	Direct Premiums Written In Idaho
ADVANTAGE DENTAL PLAN INC	OR	10/13/1994	7/17/2003	1,906,545	37,874	1,868,671	(44,973)	-
AETNA HEALTH OF UTAH, INC.	UT	7/1/1987	12/16/2004	78,182,608	40,040,138	38,142,470	4,764,477	5,595,541
ALPHA DENTAL PROGRAMS, INC.	TX	12/31/1985	6/4/2008	30,964,201	5,674,935	25,289,266	5,949,897	97,447
ARCADIAN HEALTH PLAN, INC	WA	4/6/2004	4/27/2017	834,259,468	322,774,745	511,484,723	59,729,263	33,659,185
BLUE CROSS OF ID CARE PLUS INC	ID	2/19/2013	2/21/2013	147,382,036	69,554,655	77,827,382	2,244,805	351,999,992
BRIDGESPAN HEALTH COMPANY	UT	8/10/1982	1/18/2013	42,867,042	5,582,009	37,285,033	9,106,258	978,761
HARMONY HEALTH PLAN INC	IL	8/18/1995	2/4/2016	595,185,923	392,012,945	203,172,978	88,798,601	-
HUMANA BENEFIT PLAN OF IL INC	IL	6/20/1994	4/12/2012	551,034,591	222,571,238	328,463,353	40,207,009	-
HUMANA HEALTH PLAN INC	KY	8/23/1982	3/1/2008	1,430,696,632	672,774,213	757,922,419	125,697,980	(76,223)
MICNA INSURANCE COMPANY	TX	5/4/2011	2/24/2016	184,113,991	62,407,558	121,706,432	17,441,902	54,901,502
MODA HEALTH PLAN, INC	OR	11/3/1988	1/24/2007	316,994,497	186,237,245	130,757,252	(229,092,210)	-
MOLINA HEALTHCARE OF UTAH, INC	UT	5/27/1994	3/31/2017	151,414,671	81,265,246	70,149,425	37,558,659	20,066,200
MONTANA HEALTH COOPERATIVE	MT	12/15/2010	6/13/2014	125,482,191	83,596,645	41,885,546	13,361,778	152,374,097
MOUNT CARMEL HEALTH PLAN OF IDAHO	ID	8/29/2018	11/29/2019	2,141,652	-	2,141,652	17,390	-
NORTHWEST DENTAL BENEFITS, LLC	ID	5/8/2017	8/16/2019	59,000	-	59,000	-	-
PACIFICSOURCE COMM HLTH PLANS	OR	12/12/2005	12/29/2014	127,914,945	41,495,629	86,419,316	(2,359,282)	146,145,993
PACIFICSOURCE HEALTH PLANS	OR	3/31/1993	5/19/2006	319,877,838	110,878,008	208,999,829	13,947,770	66,700,499
SELECTHEALTH INC	UT	12/27/1983	10/26/2012	1,123,037,490	583,083,252	539,954,238	141,798,321	396,876,564
UNITEDHEALTHCARE OF UTAH INC	UT	3/16/1984	3/29/2017	181,801,957	103,678,594	78,123,373	15,385,695	43,285,232
VSP VISION CARE INC	VA	4/26/1960	6/26/2014	49,258,856	26,586,576	22,672,280	11,945,026	12,122,864
WILLAMETTE DENTAL OF ID INC	ID	7/22/1998	9/11/1998	25,468,243	197,884	25,270,359	130,517	11,685,291
HOSPITAL PROFESSIONAL SERVICE CORPORATIONS								
Company Name	State of Domicile	Incorporated Date	Licensed Date	Total Assets	Liabilities	Capital and Surplus	Net Income	Direct Premiums Written In Idaho
DELTA DENTAL PLAN OF ID INC	ID	6/21/1971	2/21/1973	54,459,407	13,074,493	41,384,913	2,908,952	58,535,109

HOSPITAL TRUSTS				
Company Name	State of Domicile	Admitted Assets	Capital & Surplus	Premium/Annuity Considerations
None				

COUNTY MUTUAL FIRE COMPANY					
Company Name	State of Domicile	Incorporated Date	Licensed Date	Total Assets	Liabilities
NEZ PERCE FARMERS COUNTY MUTUAL FIRE INSURANCE COMPANY	ID	1/1/1904	1/7/1905	397,891	44,832
				353,009	(12,408)
					150,115

# Summary of Financial Condition as of December 31, 2018

FRATERNAL BENEFIT SOCIETIES							
Company Name	State of Domicile	Incorporated Date	Licensed Date	Total Assets	Liabilities	Surplus	Total Payments Received From Idaho Members
ASSURED LIFE ASSN	CO	1/20/1891	5/29/1901	58,707,927	45,661,470	11,578,693	211,430
CROATIAN FRATERNAL UNION OF AMER	PA	5/31/1897	8/13/1931	488,038,680	440,613,944	47,424,736	5,320,529
EVERENCE ASSN INC	IN	12/15/1964	10/19/1982	439,375,324	326,538,132	112,837,191	4,719,911
FIRST CATH SLOVAK LADIES ASSN USA	OH	10/20/1899	3/12/2008	963,986,858	860,358,141	103,628,715	113,850
INDEPENDENT ORDER OF FORESTERS US BR	NY	7/23/1881	7/14/1950	3,257,306,160	3,087,692,517	158,213,643	2,503,836
KNIGHTS OF COLUMBUS	CT	3/29/1882	1/1/1904	24,953,723,637	22,817,856,408	2,107,167,229	3,180,829
LUSO AMER LIFE INS SOCIETY	CA	7/1/1957	3/22/1991	110,791,357	104,519,549	6,271,808	63,496
MODERN WOODMEN OF AMER	IL	5/5/1884	5/29/1901	16,166,263,995	14,345,976,012	1,541,017,462	6,151,526
ORDER OF UNITED COMMERCIAL TRAVELERS	OH	10/4/1890	1/1/1906	16,738,974	7,545,738	9,188,236	2,993,106
ROYAL NEIGHBORS OF AMER	IL	3/21/1895	6/24/1901	1,008,232,632	814,598,632	99,771,128	784,957
SONS OF NORWAY	MN	10/28/1898	5/26/1941	361,209,898	347,637,108	13,572,790	613,442
THRIVENT FINANCIAL FOR LUTHERANS	WI	11/24/1902	12/1/1926	90,968,818,589	82,699,491,497	8,268,927,092	34,938,690
WOMANS LIFE INS SOCIETY	MI	4/6/1897	7/1/1901	205,850,846	185,810,234	20,040,616	1,342
WOODMEN WORLD LIFE INS SOC	NE	1/1/1891	12/6/1926	10,975,459,333	9,581,921,673	1,393,537,660	69,683

TITLE COMPANIES							
Company Name	State of Domicile	Incorporated Date	Licensed Date	Total Assets	Liabilities	Capital Paid Up	Net Income
AMERICAN GUAR TITLE INS CO	OK	7/2/1979	7/18/2005	38,735,559	9,822,778	2,000,000	26,912,761
CHICAGO TITLE INS CO	FL	8/30/1961	5/13/1996	1,763,948,741	792,436,836	2,000,000	969,511,905
COMMONWEALTH LAND TITLE INS CO	FL	3/31/1944	10/25/1972	633,447,495	272,683,475	2,000,000	358,764,020
FIDELITY NATL TITLE INS CO	FL	10/6/1961	11/29/1982	1,072,312,552	679,324,905	44,783,500	348,204,147
FIRST AMER TITLE GUAR CO	TX	9/2/1983	8/10/1982	35,851,587	13,223,198	2,010,000	20,618,389
FIRST AMER TITLE INS CO	NE	9/24/1968	10/28/1969	2,731,670,011	1,557,881,057	300,000,000	873,788,954
INVESTORS TITLE INS OF NY INC	NC	1/28/1972	3/3/1997	181,440,235	86,543,072	2,000,000	92,897,163
NATIONAL TITLE INS OF NY INC	NY	3/14/1929	4/13/2011	120,269,767	65,306,413	2,014,516	52,948,838
NORTH AMER TITLE INS CO	CA	9/18/1958	6/28/2013	138,848,340	56,461,591	2,700,000	79,686,749
OLD REPUBLIC NATL TITLE INS CO	FL	8/20/1907	12/8/1983	1,207,017,119	690,803,696	1,526,434	514,686,989
STEWART TITLE GUAR CO	TX	2/20/1908	4/16/1980	1,105,914,499	563,178,519	8,500,000	534,235,980
TITLE RESOURCES GUARANTY COMPANY	TX	3/8/1984	10/11/2016	87,016,715	54,538,102	2,000,000	30,478,613
WESTCOR LAND TITLE INS CO	SC	1/11/1993	1/12/2007	151,750,857	112,765,033	1,505,465	37,480,359
WFG NATL TITLE INS CO	SC	6/18/1974	5/19/2005	132,525,254	103,604,064	2,025,000	26,896,190

**Summary of Idaho Business**

<b>LIFE AND DISABILITY INSURERS</b>						
Company Name	Lines of Business	License Date	Incorporated Date	Direct Idaho Premiums Written	Direct Idaho Claims and Benefits	Complaint Count As Of 12/31/2018
4 EVER LIFE INS CO	02, 01	12/19/52	9/22/1949	90,720	17,999	
5 STAR LIFE INS CO	01, 02	12/1/87	5/24/1943	646,656	306,332	1
AAA LIFE INS CO	01, 02	8/26/70	6/5/1969	2,331,195	664,804	
ABILITY INS CO	01, 02	4/22/1970	10/6/1967	1,583,206	1,569,320	
ACCENDO INS CO	02, 01	6/17/1974	12/8/1955	-	(2,067)	
ACCORDIA LIFE & ANN CO	01, 02	8/25/1969	8/10/1967	2,457,202	2,056,848	1
ACE LIFE INS CO	01, 02	5/4/1966	7/9/1965	-	-	
ADVANTAGE DENTAL PLAN INC	02	7/17/2003	10/13/1994	-	-	
AETNA HLTH & LIFE INS CO	01, 02	8/14/1981	8/19/1971	8,071,105	5,641,744	2
AETNA HLTH INS CO	01, 02	8/29/1968	7/8/1938	-	-	
AETNA HLTH OF UTAH INC	02	12/16/2004	7/1/1987	5,595,541	2,764,581	
AETNA LIFE INS CO	02, 01, 21	5/18/1897	6/14/1853	68,709,541	37,722,444	8
ALL SAVERS INS CO	01, 02	7/31/1996	1/7/1986	171,842	139,261	
ALLIANZ LIFE INS CO OF N AMER	01, 21, 02	10/2/1980	8/13/1979	81,649,433	53,478,893	
ALLSTATE ASSUR CO	21, 01	12/19/1967	6/28/1967	1,097,793	258,643	
ALLSTATE LIFE INS CO	02, 01, 21	10/23/1957	3/6/1957	2,003,109	11,223,810	1
ALPHA DENTAL PROGRAMS INC	02	6/4/2008	12/31/1985	97,447	94,421	
AMALGAMATED LIFE INS CO	01, 02	12/12/2008	9/29/1943	69,438	94,712	
AMERICAN AMICABLE LIFE INS CO OF TX	02, 01	7/7/1987	9/22/1981	328,100	267,117	1
AMERICAN BANKERS LIFE ASSUR CO OF FL	01, 02	8/12/1952	2/6/1952	61,143	59,959	
AMERICAN EQUITY INVEST LIFE INS CO	01, 21	1/22/1982	12/19/1980	29,320,953	20,603,247	
AMERICAN FAMILY LIFE ASSUR CO OF COL	01, 02	5/20/1970	11/17/1955	33,179,996	16,347,613	
AMERICAN FAMILY LIFE INS CO	21, 01, 02	3/28/2001	11/21/1957	1,992,286	1,095,119	
AMERICAN FARMERS & RANCHERS LIFE INS	01	9/16/2005	12/30/1999	1,102	-	
AMERICAN FIDELITY ASSUR CO	01, 02, 21	11/15/1968	11/30/1960	12,672,478	8,738,421	
AMERICAN FIDELITY LIFE INS CO	01	10/21/1965	9/5/1956	17,384	35,042	
AMERICAN GEN LIFE INS CO	01, 02, 21	6/21/1961	4/11/1960	48,979,828	49,588,755	4
AMERICAN HERITAGE LIFE INS CO	01, 02	6/18/1962	9/11/1956	2,882,534	1,206,619	1
AMERICAN HLTH & LIFE INS CO	02, 01	9/13/1954	6/16/1954	1,429,861	397,063	
AMERICAN HOME LIFE INS CO	01	11/30/1970	5/3/1909	73,803	40,747	
AMERICAN INCOME LIFE INS CO	01, 02	8/9/1967	7/16/1954	6,528,336	813,054	4
AMERICAN LIFE & SECURITY CORP	01, 02	6/23/1987	9/15/1960	2,764	769	
AMERICAN MATURITY LIFE INS CO	01, 02, 21	6/3/1983	10/24/1972	-	-	
AMERICAN MEMORIAL LIFE INS CO	02, 01	6/28/1968	3/18/1959	465,018	689,812	
AMERICAN NATL INS CO	21, 02, 01	4/23/1934	3/1/1905	8,809,115	9,918,631	1
AMERICAN NATL LIFE INS CO OF TX	01, 02	4/1/1973	12/2/1954	79,480	44,708	

# Summary of Idaho Business

LIFE AND DISABILITY INSURERS (continued)							Complaint Count As Of 12/31/2018
Company Name	Lines of Business	License Date	Incorporated Date	Direct Idaho Premiums Written	Direct Idaho Claims and Benefits		
AMERICAN PUBLIC LIFE INS CO	01, 02	10/24/2005	11/28/1945	14,844	462		
AMERICAN REPUBLIC INS CO	01, 02, 21	8/12/1952	4/4/1929	488,582	252,972		
AMERICAN SPECIALTY HLTH INS CO	01, 02	11/1/1989	12/27/1972	-	-		
AMERICAN UNITED LIFE INS CO	02, 21, 01	7/8/1949	12/17/2000	41,854,618	24,785,449		
AMERICO FIN LIFE & ANN INS CO	01, 02	2/1/1957	7/1/1946	2,655,577	1,690,389		
AMERITAS LIFE INS CORP	01, 02, 21	11/13/1952	4/6/1887	16,966,003	14,308,978		
AMICA LIFE INS CO	01	3/1/1989	6/13/1968	186,162	16,998		
ANNUITY INVESTORS LIFE INS CO	02, 21, 01	1/20/1984	11/13/1981	442,476	802,691		
ANTHEM INS CO INC	5, 2, 4, 3	9/25/1992	5/22/1944	-	-		
ANTHEM LIFE INS CO	02, 01	10/18/1982	6/7/1956	16,672	72		
ARCADIAN HLTH PLAN INC	24	4/26/2017	4/6/2004	33,659,185	25,470,967		
ASSURITY LIFE INS CO	02, 01	11/24/1969	3/20/1964	672,064	749,271		
ATHENE ANN & LIFE ASSUR CO OF NY	21, 01, 02	7/28/1981	5/19/1965	38,019	64,692		
ATHENE ANN & LIFE CO	02, 01	4/2/1914	2/18/1896	41,522,976	20,999,449		
ATHENE ANNUITY & LIFE ASSUR CO	21, 02, 01	6/30/1917	6/28/1909	363,201	2,172,535		
AURORA NATL LIFE ASSUR CO	01, 02	6/23/1963	4/27/1961	77,040	733,907		
AUTO OWNERS LIFE INS CO	01, 02	9/6/2005	9/28/1965	746,360	83,760		
AXA CORP SOLUTIONS LIFE REINS CO	01	12/16/1981	5/20/1981	-	-		
AXA EQUITABLE LIFE & ANN CO	02, 21, 01	11/26/1985	1/18/1984	6,957	-		
AXA EQUITABLE LIFE INS CO	01, 02, 21	5/15/1896	7/26/1859	23,900,797	38,934,969		
BALTIMORE LIFE INS CO	01, 02	8/23/1991	3/27/1882	158,151	231,215		
BANKERS FIDELITY LIFE INS CO	01, 02	5/2/1997	6/13/1955	3,525,747	2,699,534		
BANKERS LIFE & CAS CO	01, 02	8/20/1952	4/6/1880	10,894,554	18,503,342		
BANKERS LIFE INS CO	02, 01	2/27/1996	4/24/1973	1,407,095	-		
BANKERS RESERVE LIFE INS CO OF WI	01, 02	4/25/2006	1/5/1961	-	-		
BANNER LIFE INS CO	21, 02, 01	5/27/1982	9/21/1981	7,140,360	7,550,771		
BENEFICIAL LIFE INS CO	02, 01	6/7/1905	5/10/1905	8,822,600	27,647,255		
BERKLEY LIFE & HLTH INS CO	02, 01	12/8/1964	11/19/1962	4,188,670	983,940		
BERKSHIRE HATHAWAY LIFE INS CO NE	01	1/26/1999	5/14/1993	-	-		
BERKSHIRE LIFE INS CO OF AMER	02, 01	8/25/1976	5/11/2001	1,871,367	900,391		
BEST LIFE & HLTH INS CO	01, 02	7/20/1981	11/28/1962	479,706	345,669		
BLUE CROSS OF ID CARE PLUS INC	02	2/21/2013	2/19/2013	351,999,992	296,751,790		
BLUE CROSS OF ID HLTH SERV INC	02	12/31/1977	1/1/1978	1,248,348,654	1,050,153,385		
BOSTON MUT LIFE INS CO	02, 01	10/2/1980	8/18/1891	134,701	105,099		
BRIDGESPAN HLTH CO	02	1/18/2013	8/10/1982	978,761	{2,998,548}		
BRIGHTHOUSE LIFE INS CO	02, 01, 21	6/25/1893	6/17/1863	13,109,512	51,281,664		

# Summary of Idaho Business

LIFE AND DISABILITY INSURERS (continued)						
Company Name	Lines of Business	License Date	Incorporated Date	Direct Idaho Premiums Written	Direct Idaho Claims and Benefits	Complaint Count As Of 12/31/2018
CAPITOL LIFE INS CO	21, 02, 01	6/13/1913	7/1/1905	-	127,035	
CARE IMPROVEMENT PLUS S CENTRAL INS	02	11/16/2017	1/13/2006	-	-	
CELTIC INS CO	01, 02	7/10/1957	5/3/1949	-	-	1
CENTRAL SECURITY LIFE INS CO	01, 02	11/8/1983	2/19/1955	538	9,812	
CENTRAL STATES H & L CO OF OMAHA	02, 01	4/1/1951	6/2/1932	79,022	37,915	
CENTRE LIFE INS CO	01, 02	8/16/1977	10/7/1926	19,781	214,969	
CENTURION LIFE INS CO	01, 02	8/25/1978	5/10/1956	3,378	19,740	
CHESAPEAKE LIFE INS CO	01, 02	12/29/1967	4/20/1956	1,619,372	734,732	1
CHRISTIAN FIDELITY LIFE INS CO	02, 01	8/1/1988	4/25/1935	1,664	-	
CHURCH LIFE INS CORP	01, 02	2/8/2005	6/24/1922	71,131	176,954	
CICA LIFE INS CO OF AMER	01, 02	8/1/1997	2/14/1968	56,310	101,395	
CIGNA HLTH & LIFE INS CO	21, 02, 01	6/24/1975	5/2/1963	44,120,265	38,355,793	
CLEAR SPRING LIFE INS CO	01,02	5/17/2018	1/30/2015	-	-	
CLOVER INS CO	01, 02	1/7/1981	10/25/1947	3,823	-	
CM LIFE INS CO	02, 21, 01	3/31/1982	4/25/1980	3,566,912	1,660,243	
CMFG LIFE INS CO	02, 21, 01	7/3/1956	5/20/1935	16,328,108	20,386,673	1
COLONIAL LIFE & ACCIDENT INS CO	02, 01	2/21/1963	4/18/1939	5,679,800	2,950,668	1
COLONIAL PENN LIFE INS CO	21, 01, 02	10/19/1967	12/3/1957	3,859,208	2,830,688	
COLORADO BANKERS LIFE INS CO	02, 01	10/28/1983	5/28/1974	1,594,659	56,471	
COLUMBIAN LIFE INS CO	01, 02	9/3/1999	3/18/1988	590,443	346,364	
COLUMBIAN MUT LIFE INS CO	01, 02	10/3/1990	11/1/1882	304,535	241,743	
COLUMBUS LIFE INS CO	02, 21, 01	9/12/1995	9/8/1986	965,535	1,535,732	
COMBINED INS CO OF AMER	01, 02	3/1/1948	10/11/1949	3,118,249	3,004,171	
COMMERCIAL TRAVELERS LIFE INS CO	02	8/13/1981	3/20/1883	1,003	-	
COMMONWEALTH ANN & LIFE INS CO	21, 01, 02	1/1/1975	12/30/2002	56,962	2,092,164	
COMPANION LIFE INS CO	02, 01	9/16/1981	6/29/1970	4,750,339	4,198,375	
COMPBENEFITS INS CO	01	9/8/1986	5/13/1959	126	-	
CONNECTICUT GEN LIFE INS CO	02, 01, 21	1/18/1946	6/22/1865	596,646	3,407,060	1
CONSTITUTION LIFE INS CO	02, 01	1/5/1949	6/11/1929	28,737	112,318	
CONTINENTAL AMER INS CO	02, 01	12/4/2002	11/25/1968	1,500,927	462,894	
CONTINENTAL GEN INS CO	02, 01	7/25/1974	5/24/1961	332,720	430,953	
CONTINENTAL LIFE INS CO BRENTWOOD	01, 02	10/26/1988	12/5/1983	24,366,713	18,438,823	1
CORVESTA LIFE INS CO	01, 02	10/18/1994	9/24/1965	-	-	
COUNTRY INVESTORS LIFE ASSUR CO	21, 01, 02	2/4/1999	10/13/1981	171,995	574,903	
COUNTRY LIFE INS CO	02, 01	11/8/1962	11/24/1928	678,747	340,798	
COVENTRY HLTH & LIFE INS CO	02	9/2/2011	4/24/1968	2,577	28	



# Summary of Idaho Business

LIFE AND DISABILITY INSURERS (continued)						
Company Name	Lines of Business	License Date	Incorporated Date	Direct Idaho Premiums Written	Direct Idaho Claims and Benefits	Complaint Count As Of 12/31/2018
CSI LIFE INS CO	01, 02	9/10/2004	11/21/1973	672	-	-
DEARBORN NATL LIFE INS CO	01, 23	8/28/1975	8/23/1966	115,507	39,672	-
DELAWARE AMER LIFE INS CO	02, 01	1/23/1978	11/4/1964	4,702	-	-
DELAWARE LIFE INS CO	01, 02, 21	4/17/1973	1/12/1970	26,075,551	9,178,663	-
DELTA DENTAL PLAN OF ID INC	02	2/21/1973	6/21/1971	58,535,109	46,611,465	3
DENTEGRA INS CO	01, 02	12/17/1980	7/27/1966	848,253	533,599	-
DESERET MUT INS CO	02	8/9/2004	12/31/1968	-	-	-
DIRECT GEN LIFE INS CO	02, 01	6/22/1983	11/17/1982	-	-	-
DSM USA INS CO INC	02, 01	9/20/1971	1/10/1910	-	-	-
EDUCATORS MUT INS ASSOC	02	10/24/2005	6/26/1935	563,970	258,272	-
ELCO MUT LIFE & ANN	01	7/13/1982	3/15/1946	459,251	671,562	-
ELIPS LIFE INS CO	02	12/30/1977	6/24/1975	1,460	-	-
EMC NATL LIFE CO	01, 02	10/18/1974	8/1/1962	367,983	100,102	-
EMPHEYS INS CO	01, 02	10/29/1996	3/13/1978	-	-	-
EMPLOYERS REASSUR CORP	01, 02	7/13/1987	8/20/1986	-	-	-
ENVISION INS CO	02	7/29/2008	2/8/2006	3,408,339	3,005,098	-
EQUITABLE LIFE & CAS INS CO	02, 01	5/20/1980	6/6/1935	3,758,193	1,369,667	-
EQUITABLE NATL LIFE INS CO INC	02	4/3/1997	6/24/1991	1,909	7	-
EQUITRUST LIFE INS CO	01, 21	8/11/1971	6/3/1966	6,130,445	4,895,067	1
EVERENCE INS CO	02, 01	8/12/1988	2/4/1987	-	-	-
FAMILY HERITAGE LIFE INS CO OF AMER	01, 02	2/14/2000	8/22/1989	1,213,763	210,229	-
FAMILY LIFE INS CO	01, 02, 21	7/9/1953	6/1/1949	1,232,931	852,023	-
FAMILY SERV LIFE INS CO	01	7/7/1988	5/4/1955	-	-	-
FARM BUREAU LIFE INS CO	21, 02, 01	7/3/1995	10/30/1944	31,250,846	21,812,480	2
FARMERS NEW WORLD LIFE INS CO	02, 21, 01	12/3/1912	2/21/1910	9,160,125	9,056,751	3
FEDERAL LIFE INS CO	02, 01	12/20/1971	9/8/1899	14,508	60,278	-
FEDERATED LIFE INS CO	01, 21, 02	8/5/1983	12/9/1958	1,304,251	387,025	-
FIDELITY & GUAR LIFE INS CO	01, 02, 21	6/15/1960	12/16/1959	4,128,733	7,711,254	-
FIDELITY INVESTMENTS LIFE INS CO	01, 21, 02	3/1/1984	5/13/1981	3,907,368	3,897,995	-
FIDELITY LIFE ASSN A LEGAL RESERVE L	02, 01	3/18/1975	2/24/1896	547,157	613,064	1
FIDELITY SECURITY LIFE INS CO	21, 02, 01	4/1/1977	1/17/1969	1,080,231	793,954	-
FINANCIAL AMER LIFE INS CO	01, 02	8/31/2004	6/1/1964	-	-	-
FINANCIAL ASSUR LIFE INS CO	01	12/20/1988	1/5/1912	-	-	-
FIRST ALLAMERICA FIN LIFE INS CO	01, 21, 02	8/3/1948	3/16/1844	14,366	43,389	-
FIRST CARE INC	02	3/1/2018	2/27/1996	-	-	-
FIRST HLTH LIFE & HLTH INS CO	01, 02	9/30/1980	12/29/1978	3,932,598	2,968,626	-

# Summary of Idaho Business

LIFE AND DISABILITY INSURERS (continued)						
Company Name	Lines of Business	License Date	Incorporated Date	Direct Idaho Premiums Written	Direct Idaho Claims and Benefits	Complaint Count As Of 12/31/2018
FIRST PENN PACIFIC LIFE INS CO	01, 02, 21	7/11/1980	6/19/1963	388,696	660,251	
FORESTERS LIFE INS ANN CO	21, 01, 02	6/15/2004	8/3/1962	36,455	58,509	
FORETHOUGHT LIFE INS CO	02, 01, 21	8/6/1982	2/14/1980	35,281,108	10,329,475	
FUNERAL DIRECTORS LIFE INS CO	02, 01	2/19/1997	2/27/1981	82	29,247	
GARDEN STATE LIFE INS CO	02, 01	6/25/1965	6/22/1956	72,646	250,000	
GENERAL FIDELITY LIFE INS CO	01, 02	12/31/1981	8/11/1980	1,069	-	
GENERAL RE LIFE CORP	02, 01	12/8/1987	6/1/1967	-	-	
GENWORTH LIFE & ANN INS CO	21, 02, 01	9/8/1982	3/21/1871	6,101,241	12,961,601	1
GENWORTH LIFE INS CO	01, 02	11/15/1956	9/28/1956	10,327,832	20,940,423	1
GERBER LIFE INS CO	02, 01	4/18/1969	12/22/1967	3,746,358	1,792,959	1
GLOBE LIFE & ACCIDENT INS CO	02, 01	12/31/1980	11/29/1979	2,332,116	1,580,805	2
GOLDEN RULE INS CO	02, 01	7/16/1982	6/17/1959	375,197	395,554	
GOVERNMENT PERSONNEL MUT LIFE INS CO	01, 02	10/29/2002	5/15/1934	337,710	258,613	
GPM HLTH & LIFE INS CO	02, 01	4/26/1966	2/5/1965	408,573	932,028	
GREAT AMER LIFE INS CO	01, 02, 21	3/31/1982	12/29/1961	24,336,882	13,987,769	1
GREAT SOUTHERN LIFE INS CO	02, 01	12/31/1979	3/1/1909	68,082	361	
GREAT W LIFE & ANN INS CO	02, 01, 21	10/6/1976	3/28/1907	14,867,407	25,148,205	
GREAT WESTERN INS CO	01	4/29/1987	4/23/1983	9,584,363	6,405,271	
GREENHOUSE LIFE INS CO	02	1/21/1998	2/28/1972	-	-	
GUARANTEE TRUST LIFE INS CO	02, 01	8/1/1961	5/16/1936	1,778,716	1,143,026	
GUARDIAN INS & ANN CO INC	01, 21	12/8/1987	3/2/1970	815,876	1,818,591	
GUARDIAN LIFE INS CO OF AMER	02, 21, 01,	5/20/1947	4/10/1860	6,044,992	5,725,770	
GUGGENHEIM LIFE & ANN CO	02, 01	10/30/1990	8/29/1985	9,430,246	946,374	
HARMONY HLTH PLAN INC	23	2/4/2016	8/18/1995	-	-	
HARTFORD LIFE & ACCIDENT INS CO	02, 01, 21	5/2/1968	2/14/1967	12,655,419	10,415,021	2
HCC LIFE INS CO	02, 01	5/7/1982	12/3/1980	4,564,447	3,405,109	
HCSC INS SERV CO	01, 02	6/20/1984	2/6/1958	-	-	
HEALTH CARE SERV CORP A MUT LEGAL RE	02	9/29/2005	10/1/1936	236,025	260,245	
HEALTH NET LIFE INS CO	21, 01, 02	7/25/1974	11/20/1986	-	-	
HERITAGE LIFE INS CO	02, 01	7/19/1965	7/26/1957	-	-	
HM HLTH INS CO	01, 02	7/31/1967	12/8/1954	-	-	
HM LIFE INS CO	02, 01	3/30/1982	5/11/1981	122,054	175,748	
HOMESTEADERS LIFE CO	01, 21	11/24/1986	1/5/1906	1,753,005	522,603	
HORACE MANN LIFE INS CO	01, 02, 21	5/9/1960	8/9/1949	973,586	2,107,339	
HUMANA BENEFIT PLAN OF IL INC	23	4/12/2012	6/20/1994	-	-	
HUMANA HLTH PLAN INC	23	3/1/2008	8/23/1982	(76,223)	264,769	

# Summary of Idaho Business

LIFE AND DISABILITY INSURERS (continued)						
Company Name	Lines of Business	License Date	Incorporated Date	Direct Idaho Premiums Written	Direct Idaho Claims and Benefits	Complaint Count As Of 12/31/2018
HUMANA INS CO	02, 01	8/6/1984	12/18/1968	60,225,565	41,591,217	1
HUMANADENTAL INS CO	01, 02	4/1/1977	1/1/1908	2,508,801	1,730,439	1
IA AMER LIFE INS CO	01, 02	6/30/1981	5/30/1980	9,247	28,454	
IDEALIFE INS CO	01, 02	12/12/1986	6/1/1981	3,401	22,813	
ILLINOIS MUT LIFE INS CO	01, 02	5/28/1981	7/9/1912	357,099	{608,215}	
INDEPENDENCE LIFE & ANN CO	01, 02, 21	7/13/1956	10/11/1945	-	-	
INDIVIDUAL ASSUR CO LIFE HLTH & ACC	01, 02	9/2/1981	10/18/1973	772,724	614,530	
INDUSTRIAL ALLIANCE INS & FIN SERV I	01, 02	3/11/2013	4/29/1967	71,470	133,992	
INTEGRITY LIFE INS CO	21, 01, 02	7/23/1982	5/3/1966	1,114,727	3,316,623	
INVESTORS LIFE INS CO N AMER	21, 02, 01	9/24/1968	6/18/1963	25,257	467,861	
JACKSON NATL LIFE INS CO	21, 02, 01	6/12/1981	6/19/1961	55,855,546	93,260,106	5
JEFFERSON NATL LIFE INS CO	01, 02, 21	9/20/1966	2/8/1937	4,996,042	1,820,070	
JOHN ALDEN LIFE INS CO	01, 02	8/6/1973	5/17/1973	104,172	198,345	
JOHN HANCOCK LIFE & HLTH INS CO	02, 21, 01	7/13/1982	5/27/1981	55,189	634,733	
JOHN HANCOCK LIFE INS CO USA	02, 01, 21	6/20/1956	8/20/1955	84,278,180	95,752,598	2
KAISER FOUND HLTH PLAN OF WA OPTIONS	23	8/17/1995	1/30/1990	5,149,203	3,441,790	2
KANSAS CITY LIFE INS CO	02, 01, 21	6/24/1913	5/1/1895	4,453,469	2,397,662	1
LAFAYETTE LIFE INS CO	01, 02	9/25/1973	12/26/1905	4,714,220	3,622,967	
LANDCAR LIFE INS CO	02, 01	5/2/1997	9/10/1980	-	11	
LANDMARK LIFE INS CO	01	5/18/2011	8/6/1964	3,991	5,000	
LANGHORNE REINS AZ LTD	02	2/1/2006	5/4/1964	{86}	-	
LIBERTY BANKERS LIFE INS CO	01, 02	7/23/1987	11/14/1957	453,921	484,870	1
LIBERTY LIFE ASSUR CO OF BOSTON	02, 01, 21	6/18/1965	9/17/1963	5,754,962	7,427,648	
LIBERTY NATL LIFE INS CO	02, 01, 21	1/15/1980	7/1/1929	611,058	172,663	
LIFE INS CO OF N AMER	01, 02	7/10/1957	9/21/1956	16,350,392	13,401,598	2
LIFE INS CO OF THE SOUTHWEST	21, 02, 01	4/27/1982	3/7/1955	3,848,899	4,064,723	
LIFE OF THE SOUTH INS CO	01, 02	9/14/2006	9/22/1981	43,735	19,144	
LIFECARE ASSUR CO	01, 23	5/9/2016	1/30/1980	-	-	
LIFEMAP ASSUR CO	02, 01	12/17/1987	9/22/1964	8,802,173	5,968,366	
LIFESecure INS CO	01, 02	3/1/1983	6/11/1954	228,113	79,005	
LIFESHIELD NATL INS CO	02, 01	3/3/1986	4/28/1982	13,247	-	
LIFEWISE ASSUR CO	02, 01	5/9/1991	9/11/1981	576	90,328	
LINCOLN BENEFIT LIFE CO	02, 01, 21	4/1/1973	10/18/1938	5,602,869	8,333,779	3
LINCOLN HERITAGE LIFE INS CO	01, 02	5/19/1975	8/15/1963	1,625,404	1,233,182	1
LINCOLN LIFE & ANN CO OF NY	01, 02	11/3/1977	10/27/1897	17,370	456,046	
LINCOLN NATL LIFE INS CO	02, 21, 01	9/1/1937	6/12/1905	77,603,468	83,053,897	3

# Summary of Idaho Business

LIFE AND DISABILITY INSURERS (continued)						
Company Name	Lines of Business	License Date	Incorporated Date	Direct Idaho Premiums Written	Direct Idaho Claims and Benefits	Complaint Count As Of 12/31/2018
LOMBARD INTL LIFE ASSUR CO	02, 21, 01	4/30/1996	1/29/1960	-	-	-
LONDON LIFE REINS CO	01, 02	7/18/1978	3/26/1969	-	-	-
LONGEVITY INS CO	02, 01	5/16/1968	1/8/1965	-	-	-
LOYAL AMER LIFE INS CO	02, 01	7/3/1972	5/18/1955	2,604,901	2,001,018	1
LUMICO LIFE INS CO	02, 01	12/27/1971	11/2/1965	95,647	373	-
MADISON NATL LIFE INS CO INC	02, 01	12/23/1987	10/17/1961	162,886	112,061	-
MANHATTAN LIFE INS CO	02, 01	8/24/1959	5/29/1850	892,048	1,421,951	-
MANHATTAN NATL LIFE INS CO	01, 02	8/21/1963	12/20/1956	19,992	-	-
MANHATTAN LIFE ASSUR CO OF AMER	01, 02	9/7/1966	10/22/1962	606,206	877,403	-
MASSACHUSETTS MUT LIFE INS CO	02, 01, 21	9/15/1949	5/15/1851	52,524,572	35,959,912	1
MCNA INS CO	23	2/24/2016	5/4/2011	54,901,502	47,565,841	-
MEDAMERICA INS CO	01, 02	8/19/1987	4/5/1966	468,802	128,079	-
MEDCO CONTAINMENT LIFE INS CO	01, 02	9/29/1981	8/30/1954	7,389,478	7,850,269	-
MEDICO CORP LIFE INS CO	02, 01	7/19/2006	3/16/1960	22,227	11,175	-
MEDICO INS CO	02, 01	9/5/1962	4/26/1930	2,381,415	1,773,772	-
MEDICO LIFE & HLTH INS CO	01, 02	9/3/1949	9/13/1935	362	495	1
MEMBERS HLTH INS CO	01, 02	4/18/1983	5/20/1982	-	-	-
MEMBERS LIFE INS CO	02, 21, 01	9/22/1978	2/27/1976	2,416,522	317,934	-
MERIT HLTH INS CO	02	3/24/2015	11/23/1992	607,594	619,212	-
MERIT LIFE INS CO	02, 01	12/8/1975	9/11/1957	(22,201)	213,427	-
METROPOLITAN LIFE INS CO	02, 01, 21	3/2/1915	3/24/1868	68,384,925	70,793,457	4
METROPOLITAN TOWER LIFE INS CO	21, 01, 02	10/5/1983	3/4/1982	2,191,278	2,095,430	-
MID WEST NATL LIFE INS CO OF TN	02, 01	7/5/1985	3/1/1965	133,236	75,621	-
MIDLAND NATL LIFE INS CO	01, 02, 21	4/2/1926	8/30/1906	19,762,705	17,085,220	1
MIDWESTERN UNITED LIFE INS CO	02, 01	6/22/1962	5/4/1948	27,458	17,406	-
MINNESOTA LIFE INS CO	21, 02, 01	10/7/1947	8/6/1880	24,641,400	12,416,279	-
MMI BAY STATE LIFE INS CO	21, 02, 01	7/20/1981	4/1/1935	61,102	56,392	-
MOLINA HLTHCARE OF UT INC DBA AMFAM	24	3/31/2017	5/27/1994	20,066,200	17,525,517	-
MONTANA HLTH COOPERATIVE	23	6/13/2014	12/15/2010	152,374,097	127,309,025	30
MONY LIFE INS CO	01, 02, 21	7/25/1893	4/12/1842	3,161,728	7,311,189	-
MONY LIFE INS CO OF AMER	21, 01, 02	4/15/1976	3/6/1969	2,431,251	2,978,488	1
MOUNT CARMEL HLTH PLAN OF ID INC	24	11/29/2018	8/29/2018	-	-	-
MUNICH AMER REASSUR CO	02, 01	6/4/1981	10/29/1959	-	-	-
MUNICH RE US LIFE CORP	01, 21	3/22/1991	1/25/1984	-	1,658	-
MUTUAL OF AMER LIFE INS CO	21, 01, 02	11/30/1982	1/3/1945	216,027	4,548,613	-
MUTUAL OF OMAHA INS CO	02, 01	4/1/1920	3/5/1909	19,648,454	13,767,811	1

# Summary of Idaho Business

LIFE AND DISABILITY INSURERS (continued)						
Company Name	Lines of Business	License Date	Incorporated Date	Direct Idaho Premiums Written	Direct Idaho Claims and Benefits	Complaint Count As Of 12/31/2018
MUTUAL TRUST LIFE INS CO A PAN AMER	21, 01, 02	12/15/1969	12/5/1904	925,854	672,672	
NASSAU LIFE & ANN CO	21, 24	8/6/1982	11/2/1981	17,852	100,000	
NASSAU LIFE INS CO	21, 24	4/22/1927	5/1/1851	361,922	1,250,345	
NATIONAL BENEFIT LIFE INS CO	01, 02	5/31/1968	6/18/1962	63,085	201,050	
NATIONAL FARMERS UNION LIFE INS CO	02, 01	7/1/1950	12/7/1937	33,685	65,833	
NATIONAL GUARDIAN LIFE INS CO	01, 02	11/3/1965	9/28/1909	3,631,303	1,549,926	
NATIONAL HLTH INS CO	01, 02	6/29/1981	8/30/1965	3,879,272	3,240,036	1
NATIONAL LIFE INS CO	02, 01, 21	5/31/1946	11/13/1848	240,370	824,181	
NATIONAL TEACHERS ASSOC LIFE INS CO	01, 02	6/8/1999	7/14/1938	24,253	66,857	
NATIONAL WESTERN LIFE INS CO	02, 01	10/16/1959	7/16/1956	1,595,795	7,537,671	
NATIONWIDE LIFE & ANN INS CO	21, 01, 02	3/12/1998	2/9/1981	31,698,540	8,683,639	1
NATIONWIDE LIFE INS CO	21, 02, 01	12/9/1955	3/21/1929	41,506,374	51,020,803	
NATL FOUNDATION LIFE INS CO	01, 02	12/30/1983	8/2/1983	39,018	8,466	
NEW ENGLAND LIFE INS CO	21, 01, 02	9/25/1981	9/12/1980	193,475	333,353	
NEW YORK LIFE INS & ANN CORP	01, 21, 02	7/21/1981	11/3/1980	53,502,983	45,206,056	1
NEW YORK LIFE INS CO	02, 01, 21	5/1/1896	5/21/1841	38,727,588	34,150,474	2
NIPPON LIFE INS CO OF AMER	02, 01	6/4/1981	8/23/1972	63,582	36,553	
NORTH AMER CO LIFE & HLTH INS	01, 02	7/9/1908	5/13/1886	21,736,664	11,435,413	
NORTHWEST DENTAL BENEFITS LLC	24	6/16/2018	5/8/2017	-	-	
NORTHWESTERN LONG TERM CARE INS CO	01, 02	9/20/1965	9/18/1953	4,953,838	796,191	
NORTHWESTERN MUT LIFE INS CO	01, 21, 02	5/1/1896	3/2/1857	96,488,811	81,276,405	2
NYLIFE INS CO OF AZ	21, 02, 01	3/15/1991	7/23/1987	118,395	7,206	
OCCIDENTAL LIFE INS CO OF NC	02, 01	7/27/1948	6/13/1906	129,780	111,793	
OHIO NATL LIFE ASSUR CORP	21, 02, 01	6/12/1980	6/26/1979	3,739,925	4,506,052	
OHIO NATL LIFE INS CO	02, 21, 01	5/11/1933	9/9/1909	11,717,548	18,206,279	
OHIO STATE LIFE INS CO	01, 02	5/7/1982	2/26/1906	34,492	25,000	
OLD AMER INS CO	02, 01	7/31/1969	12/11/1939	1,462,384	612,504	1
OLD REPUBLIC LIFE INS CO	02, 01	1/8/1948	4/17/1923	469,463	316,540	
OLD UNITED LIFE INS CO	01, 02	8/25/1995	11/15/1963	-	-	
OMAHA HLTH INS CO	01, 02	9/19/1979	2/21/1978	-	-	
OMAHA INS CO	02	9/19/1979	11/7/2006	231,014	231,515	
OPTUM INS OF OH INC	01, 02	10/16/1991	10/19/1948	728	-	
OXFORD LIFE INS CO	02, 01	12/20/1985	7/27/1965	2,319,992	1,684,997	
PACIFIC GUARDIAN LIFE INS CO LTD	01, 02	4/1/1973	8/3/1961	16,136	3,761	
PACIFIC LIFE & ANN CO	01, 21, 02	9/30/1990	9/20/1982	7,817	392,540	
PACIFIC LIFE INS CO	21, 02, 01	8/3/1936	1/2/1868	55,346,180	41,032,385	

**Summary of Idaho Business**

LIFE AND DISABILITY INSURERS (continued)						
Company Name	Lines of Business	License Date	Incorporated Date	Direct Idaho Premiums Written	Direct Idaho Claims and Benefits	Complaint Count As Of 12/31/2018
PACIFICARE LIFE & HLTH INS CO	01, 02	12/9/1991	3/1/1967	-	-	-
PACIFICSOURCE COMM HLTH PLANS	23	12/29/2014	12/12/2005	146,145,993	125,356,434	
PACIFICSOURCE HLTH PLANS	23	5/19/2006	3/31/1933	66,700,499	54,744,819	2
PAN AMER ASSUR CO	21, 01	10/17/2002	5/19/1981	16,736	2,959	
PAN AMER LIFE INS CO	02, 01	10/1/1996	3/28/1911	2,765,234	456,126	
PARK AVENUE LIFE INS CO	01, 02	1/10/1991	11/19/1964	335	-	
PARKER CENTENNIAL ASSUR CO	01, 02	9/9/1975	1/8/1973	-	5,270	
PARTNERRE LIFE REINS CO OF AMER	02, 01	10/4/1976	7/8/1964	-	-	
PAUL REVERE LIFE INS CO	01, 02	9/4/1930	6/10/1930	310,371	628,545	
PAVONIA LIFE INS CO OF MI	02, 01	8/16/1991	12/18/1980	95,232	[7,349]	
PENN INS & ANN CO	21, 02, 01	10/15/1981	7/3/1980	805,710	12,437	
PENN MUT LIFE INS CO	02, 01, 21	4/8/1902	2/24/1847	5,344,285	2,768,899	
PENNSYLVANIA LIFE INS CO	01, 02	5/27/1954	1/12/1948	225,025	324,651	
PHILADELPHIA AMER LIFE INS CO	01, 02	3/1/1978	1/6/1978	121,395	18,403	
PHL VARIABLE INS CO	02, 01, 21	6/7/1983	7/15/1981	2,715,792	2,250,912	
PHYSICIANS LIFE INS CO	02, 01	11/30/1970	1/15/1970	865,140	964,369	
PHYSICIANS MUT INS CO	02	8/2/1965	2/10/1902	1,086,956	635,996	
PIONEER AMER INS CO	02, 01	12/18/1958	4/23/1946	144,654	94,575	
PIONEER MUT LIFE INS CO	01, 02	1/20/1948	1/1/2002	220,367	399,958	1
PIONEER SECURITY LIFE INS CO	02, 01	4/14/1982	1/12/1955	22,421	6,993	
PLATEAU INS CO	02, 01	9/29/2017	7/15/1983	1,222	20	
PRIMERICA LIFE INS CO	02, 01	2/12/1952	9/19/1927	8,021,044	2,876,176	1
PRINCIPAL LIFE INS CO	01, 02, 21	8/13/1901	6/24/1879	35,406,621	23,145,664	2
PRINCIPAL NATL LIFE INS CO	02, 01, 21	10/2/1972	11/6/1967	2,994,956	208,147	
PROFESSIONAL INS CO	01, 02	8/31/1995	11/12/1936	3,019	85	
PROTECTIVE LIFE INS CO	01, 21, 02	1/27/1971	7/24/1907	14,885,905	16,567,719	2
PROVIDENT AMER LIFE & HLTH INS CO	01, 02	8/19/1987	4/6/1949	34,070	14,674	
PROVIDENT LIFE & ACCIDENT INS CO	02, 01	1/1/1928	5/24/1887	2,098,206	1,870,359	
PROVIDENT LIFE & CAS INS CO	02, 01	11/26/1985	10/17/1951	21,880	-	
PRUCO LIFE INS CO	01, 02, 21	5/17/1976	12/23/1971	37,363,392	41,727,166	
PRUDENTIAL ANN LIFE ASSUR CORP	02, 01, 21	4/5/1977	5/21/1969	1,028,608	32,374,922	
PRUDENTIAL INS CO OF AMER	01, 02, 21	1/1/1902	4/3/1873	306,515,775	156,094,998	2
PRUDENTIAL RETIREMENT INS & ANN CO	21, 02, 01	12/16/1987	1/14/1981	18,744	5,900,675	
PURITAN LIFE INS CO OF AMER	01, 02	9/15/1980	6/2/1958	226,038	1,611,768	
PYRAMID LIFE INS CO	01, 02	11/5/1959	5/26/1913	7,984	26	
REGENCO BLUESHIELD OF ID INC	02	2/23/1946	2/23/1946	438,405,943	340,474,981	23

# Summary of Idaho Business

LIFE AND DISABILITY INSURERS (continued)						
Company Name	Lines of Business	License Date	Incorporated Date	Direct Idaho Premiums Written	Direct Idaho Claims and Benefits	Complaint Count As Of 12/31/2018
RELIABLE LIFE INS CO	02, 01	12/4/1970	12/29/1911	-	-	-
RELIANCE STANDARD LIFE INS CO	01, 02	7/20/1966	4/2/1907	7,374,155	7,968,282	-
RELIASTAR LIFE INS CO	02, 01, 21	4/30/1901	9/15/1885	8,435,301	10,578,287	1
RELIASTAR LIFE INS CO OF NY	21, 01, 02	5/6/1949	6/11/1917	23,328	149,280	-
RENAISSANCE LIFE & HLTH INS CO OF AM	01, 02	8/25/1953	4/29/1953	257,802	188,942	-
RESERVE NATL INS CO	02, 01	9/25/1978	9/19/1956	141,823	71,358	-
RESOURCE LIFE INS CO	01, 02	1/14/1971	10/14/1963	-	-	-
RG&A REINS CO	01, 02	8/11/1982	8/3/1981	-	-	-
RIVERSOURCE LIFE INS CO	01, 02, 21	11/19/1959	8/7/1957	13,527,228	40,168,435	-
RX LIFE INS CO	01, 02	12/17/2001	5/21/1979	13,389	-	-
S USA LIFE INS CO INC	01	3/20/1997	3/8/1995	61,088	5,000	-
SAGICOR LIFE INS CO	01, 02	8/31/1977	4/5/1954	4,838,235	1,857,850	-
SCOR GLOBAL LIFE RE INS CO OF DE	01, 02	8/30/1985	4/7/1977	-	-	-
SCOR GLOBAL LIFE USA REINS CO	01, 02	6/27/1983	7/13/1982	-	-	-
SECURIAN LIFE INS CO	01, 02	10/20/1982	12/11/1981	2,670,686	2,830,596	1
SECURITY BENEFIT LIFE INS CO	01, 02, 21	1/2/1950	2/22/1892	9,978,187	18,151,441	1
SECURITY LIFE OF DENVER INS CO	02, 21, 01	2/11/1960	8/13/1929	4,208,334	9,785,534	-
SECURITY MUTL LIFE INS CO OF NY	02, 01	10/19/1983	11/6/1886	109,583	4,885	-
SECURITY NATL LIFE INS CO	01, 02	12/4/1970	1/31/1967	41,790	79,394	-
SELECTHEALTH BENEFIT ASSUR CO INC	02	5/23/2014	5/8/1992	1,354,090	2,119,327	-
SELECTHEALTH INC	02	10/26/2012	12/27/1983	396,876,564	332,613,955	15
SENIOR HLTH INS CO OF PA	21, 02, 01	12/12/1986	7/5/1887	125,260	595,602	-
SENIOR LIFE INS CO	01	1/9/2007	12/22/1970	39,302	9,422	-
SENTINEL SECURITY LIFE INS CO	01, 02	5/31/1960	5/12/1948	1,470,688	793,828	-
SENTRY LIFE INS CO	02, 01	12/14/1960	10/23/1958	3,399,475	1,758,692	-
SETTLERS LIFE INS CO	01, 02	7/27/1983	5/25/1982	49,815	3,111	-
SHELTERPOINT INS CO	02, 01	10/16/1991	4/16/1979	-	-	-
SIERRA HLTH & LIFE INS CO INC	01, 02	9/18/1942	8/16/1906	-	-	-
SILVERSCRIPT INS CO	02	1/9/2007	5/11/2005	14,908,536	11,514,708	1
STANDARD INS CO	01, 02, 21	9/27/1920	2/24/1906	58,682,326	56,276,338	2
STANDARD LIFE & ACCIDENT INS CO	02, 01	1/26/1979	2/26/1976	509,142	616,787	-
STANDARD SECURITY LIFE INS CO OF NY	01, 02	6/15/1960	6/28/1957	78,471	15,247	-
STARMOUNT LIFE INS CO	01, 02	4/8/2008	8/24/1983	443,616	382,876	-
STATE FARM HLTH INS CO	01	7/26/1982	2/25/1982	-	-	-
STATE FARM LIFE INS CO	01, 21	10/2/1952	1/16/1929	24,180,472	20,239,665	-
STATE LIFE INS CO	02, 01	2/1/1982	12/30/2004	4,377,908	2,296,809	1

**Summary of Idaho Business**

LIFE AND DISABILITY INSURERS (continued)						
Company Name	Lines of Business	License Date	Incorporated Date	Direct Idaho Premiums Written	Direct Idaho Claims and Benefits	Complaint Count As Of 12/31/2018
STATE MUT INS CO	01, 02	5/20/1993	2/14/1894	338,244	136,963	1
	01, 02	11/30/1982	7/14/1978	69,696	49,663	
	02, 01	1/5/1978	1/7/1958	3,979,939	2,991,923	1
SUN LIFE & HLTH INS CO	01, 02	11/24/1976	1/31/1973	75,599	740,576	
	02, 01	12/27/1938	5/12/1937	206,564	980,414	
	01, 02	7/6/1945	3/31/1936	160,369	787,843	
SWISS RE LIFE & HLTH AMER INC	02, 01	9/20/1983	6/29/1967	-	27,600	
	21, 02, 01	6/21/1957	1/23/1957	37,775,721	21,205,230	1
	01, 02	7/28/1980	9/4/1979	3,104	-	
SYMPHONIX HLTH INS INC	02, 01	8/23/1983	3/29/1974	2,961,853	2,863,298	
	01, 02, 21	3/3/1971	1/9/1956	4,330,983	21,364,370	
	01, 02, 21	7/24/1978	2/16/1978	5,574,870	21,294,303	1
TEACHERS INS & ANN ASSOC OF AMER	01, 02, 21	9/1/1972	3/4/1918	40,591,650	44,469,570	
	01	1/8/1991	1/9/1901	1,411,751	260,094	
	02, 01	9/14/1988	7/2/1987	1,301,700	1,900,277	
THE SAVINGS BANK MUT LIFE INS CO OF	01	3/1/2011	3/31/1991	666,905	735,670	
	02, 01, 21	8/24/1983	4/20/1982	321,192	1,662,829	
	02, 01, 21	12/28/1999	11/20/1996	1,506,546	400,976	
TIER ONE INS CO	01, 02	1/4/1982	6/11/1981	-	-	
	01, 02	10/1/1956	2/11/1910	144,077	66,741	1
	02, 01	9/26/1984	4/13/1955	1,955	1,384	
TRANS WORLD ASSUR CO	01	12/19/1977	10/3/1962	37,887	14,343	
	02, 21, 01	6/27/1988	1/27/1986	-	1,767,234	1
	01, 21, 02	10/3/1995	10/3/1947	3,345,331	9,404,669	
TRANSAMERICA FINANCIAL LIFE INS CO	01, 02, 21	5/11/1971	4/19/1961	46,611,550	38,921,740	2
	02, 21, 01	10/26/1985	3/5/1858	17,847,215	16,440,843	
	02	3/1/2013	5/24/1979	-	-	
TRUSTMARK INS CO	02, 01	5/7/1924	1/18/1913	200,560	82,632	
	01, 02	8/1/1951	1/25/1925	1,143,477	1,420,309	
	01, 02, 21	11/18/1959	8/14/1956	-	-	
UNICARE LIFE & HLTH INS CO	01, 02	7/21/1981	6/11/1971	-	314,173	
	01, 02	12/21/2001	5/11/2001	254,666	213,256	
	01, 02	10/21/2002	12/1/1980	1,984	11,989	
UNION FIDELITY LIFE INS CO	02, 01	12/20/1948	9/2/1925	219,143	229,188	
	01, 21, 02	6/11/1973	10/26/1925	632,340	356,854	
	01, 21, 02	1/1/1963	3/26/1910	1,027,673	2,052,465	



# Summary of Idaho Business

LIFE AND DISABILITY INSURERS (continued)						
Company Name	Lines of Business	License Date	Incorporated Date	Direct Idaho Premiums Written	Direct Idaho Claims and Benefits	Complaint Count As Of 12/31/2018
UNITED AMER INS CO	02, 01	2/26/1982	8/14/1981	1,326,667	1,175,073	
UNITED BENEFIT LIFE INS CO	01, 02	6/14/1984	6/26/1957	-	-	
UNITED CONCORDIA INS CO	02, 01	12/6/1991	10/20/1975	128,039	118,117	
UNITED FIDELITY LIFE INS CO	02, 01	8/31/1978	9/1/1977	24,258	220,525	
UNITED HERITAGE LIFE INS CO	01, 02	12/30/1948	7/7/1934	13,736,726	12,563,155	
UNITEDHLTHCARE OF UT INC	24	3/29/2017	3/16/1984	43,285,232	37,421,854	
UNITED HOME LIFE INS CO	02, 01	11/15/1956	11/23/1948	126,002	15,095	
UNITED INS CO OF AMER	01, 02	10/27/1950	10/15/1927	2,210	-	
UNITED LIFE INS CO	02, 01	8/4/1987	5/8/1962	161,238	32,665	
UNITED NATL LIFE INS CO OF AMER	01, 02	11/25/1992	12/14/1960	23,055	34,123	
UNITED OF OMAHA LIFE INS CO	01, 02, 21	3/4/1927	8/9/1926	24,414,874	15,101,542	
UNITED SECURITY ASSUR CO OF PA	02, 01	8/18/2009	10/22/1982	3,200	-	
UNITED STATES LIFE INS CO IN THE CIT	01, 02	11/17/1961	2/25/1850	(511,062)	861,520	
UNITED WORLD LIFE INS CO	01, 02	8/10/1970	1/28/1970	2,553,111	1,932,650	
UNITEDHEALTHCARE INS CO	02, 01	11/30/1972	3/24/1972	327,253,678	244,145,908	3
UNITEDHEALTHCARE LIFE INS CO	01, 02	4/16/1991	12/10/1982	-	-	
UNITY FINANCIAL LIFE INS CO	01	7/24/1996	5/6/1964	2,501	12,132	
UNIVERSAL GUAR LIFE INS CO	02, 01	6/16/1993	11/15/1966	4,491	10,000	
UNUM INS CO	02, 01	9/23/1968	8/6/1965	59,190	36,110	
UNUM LIFE INS CO OF AMER	01, 02, 21	6/18/1970	8/24/1966	13,466,278	7,771,154	
US BR GREAT WEST LIFE ASSUR CO	01, 02	11/26/1974	8/28/1891	14,876	7,299	1
US BR SUN LIFE ASSUR CO OF CANADA	02, 01, 21	7/23/1926	3/18/1865	4,675,970	6,504,237	
US BUSINESS OF CANADA LIFE ASSUR CO	02, 01	12/9/1955	4/25/1849	149,383	701,285	
US FINANCIAL LIFE INS CO	01	10/22/2002	9/30/1974	346,192	466,343	
US HLTH & LIFE INS CO INC	02, 01	5/16/1988	1/11/1982	-	-	
USAA LIFE INS CO	01, 02, 21	9/14/1966	6/26/1963	11,834,981	15,341,014	
USABLE LIFE	01, 02	11/8/1996	4/20/1978	323,001	75,685	
VANTIS LIFE INS CO	01, 02	7/12/2005	6/20/1963	416,413	629,848	
VARIABLE ANN LIFE INS CO	01, 21	12/19/1969	8/21/1968	17,831,938	21,469,037	
VISION SERV PLAN INS CO	02	11/15/1991	6/1/1987	-	-	
VOYA INS & ANN CO	01, 02, 21	5/25/1973	1/2/1973	1,739,018	29,950,485	
VOYA RETIREMENT INS & ANN CO	01, 02, 21	11/17/1976	1/13/1976	21,351,284	60,568,255	
VSP VISION CARE INC	24	6/26/2014	4/26/1960	12,122,864	7,591,541	
WASHINGTON NATL INS CO	21, 01, 02	11/20/1923	5/26/1923	5,147,642	6,744,794	1
WELLCARE HLTH INS OF AZ INC	02, 01	3/19/1991	11/15/1972	-	-	
WELLCARE HLTH INS OF KY INC	02, 01	7/19/1983	3/27/1962	-	-	

## Summary of Idaho Business

LIFE AND DISABILITY INSURERS (continued)						
Company Name	Lines of Business	License Date	Incorporated Date	Direct Idaho Premiums Written	Direct Idaho Claims and Benefits	Complaint Count As Of 12/31/2018
WELLCARE PRESCRIPTION INS INC	02	12/6/2006	3/24/2005	4,465,701	3,154,862	
WEST COAST LIFE INS CO	01, 02	1/1/1916	2/8/1915	2,518,338	3,152,480	1
WESTERN & SOUTHERN LIFE INS CO	01, 02	8/16/1957	2/23/1888	57,641	61,702	
WESTERN SOUTHERN LIFE ASSUR CO	01, 02, 21	1/6/1982	12/1/1980	5,516,939	3,160,351	
WESTERN UNITED LIFE ASSUR CO	02, 01	10/5/2009	1/2/1975	11,753,520	10,320,946	
WILCAC LIFE INS CO	02, 01	7/9/1952	4/26/1911	32,004	313,682	
WILCO LIFE INS CO	02, 01	10/2/1964	1/30/1962	417,061	1,428,649	1
WILLAMETTE DENTAL OF ID INC	02	9/11/1998	7/22/1998	11,685,291	10,539,273	
WILLIAM PENN LIFE INS CO OF NY	01	8/2/2002	9/12/1962	28,506	-	
WILTON REASSUR CO	01, 02	7/28/1987	12/4/1900	-	-	
WILTON REASSUR LIFE CO OF NY	01, 02, 21	7/31/1958	3/24/1955	18,139	281	
WMI MUT INS CO	01, 02	12/17/1996	7/1/1987	775,255	723,442	
ZURICH AMER LIFE INS CO	21, 02, 01	8/17/1981	1/6/1947	3,807,545	404,395	

### Lines of Business Code

- 01 - LIFE
- 02 - DISABILITY - EXCLUDING MANAGED CARE
- 21 - VARIABLE
- 23 - DISABILITY - INCLUDING MANAGED CARE
- 24 - MANAGED CARE ONLY

# Summary of Idaho Business

PROPERTY AND CASUALTY INSURERS						
Company Name	Lines of Business	License Date	Incorporated Date	Idaho Premiums Written	Losses Incurred	Complaint Count As Of 12/31/2018
@HOME INS CO	3, 4, 6	10/16/1981	12/13/1951	-	-	-
21ST CENTURY ASSUR CO	4, 3, 2, 5	8/6/2009	9/21/1989	-	-	-
21ST CENTURY CAS CO	3, 5	7/30/2009	9/8/1987	-	-	-
21ST CENTURY CENTENNIAL INS CO	2, 4, 5, 3	11/17/1981	7/7/1977	(12,861)	(167,889)	-
21ST CENTURY IND INS CO	2, 3, 4, 7, 5	1/1/1981	11/10/1980	-	974	-
21ST CENTURY INS CO	3, 4, 5	3/16/2001	11/1/1967	-	-	-
21ST CENTURY N AMER INS CO	3, 4, 7, 5	9/30/1985	9/19/1985	(265)	(54,413)	1
21ST CENTURY PREMIER INS CO	5, 4, 3, 7, 2	7/3/1919	2/6/1866	443	105	-
ACA FIN GUAR CORP	7	3/16/1988	6/25/1986	-	-	-
ACADIA INS CO	2, 4, 7, 3, 6	11/6/2008	4/2/1992	-	-	-
ACCEPTANCE CAS INS CO	3, 7, 5, 4	7/10/1951	7/2/1920	-	-	-
ACCIDENT FUND GEN INS CO	6	5/1/2009	6/20/2005	79,384	(2,983)	-
ACCIDENT FUND INS CO OF AMER	6	10/1/2002	11/10/1994	258,464	(254,207)	-
ACCIDENT FUND NATL INS CO	6	5/1/2009	6/20/2005	224,669	8,677	-
ACCREDITED SURETY & CAS CO INC	5, 7	7/16/1997	7/6/1971	52,388	(518)	1
ACE AMER INS CO	2, 4, 3, 6, 7	4/25/1968	11/1/1945	8,869,200	3,022,348	1
ACE FIRE UNDERWRITERS INS CO	6, 4, 3, 2, 7	8/29/1968	1/24/1941	196,570	4,591	-
ACE PROP & CAS INS CO	3, 6, 7, 4, 2	12/18/1884	6/5/1819	32,839,014	14,134,491	-
ACIG INS CO	6, 7, 3, 4	10/23/1995	1/25/1985	59,670	8,862	-
ACSTAR INS CO	2, 4, 5, 7, 3	7/2/1973	11/23/1970	2,629	662	-
ACUITY A MUT INS CO	6, 3, 7, 4	5/27/1981	8/11/1925	17,889,350	13,876,690	2
ADM INS CO	7, 3, 4, 5	12/9/1997	6/17/1986	-	-	-
ADMIRAL IND CO	7, 3, 4, 5	5/24/2001	4/6/1992	-	-	-
ADVANTAGE WORKERS COMP INS CO	6, 7	12/4/1984	9/4/1981	15,279,163	8,730,769	-
AEGIS SECURITY INS CO	2, 3, 5, 7, 4	3/3/1986	5/25/1977	6,094	-	-
AFFILIATED FM INS CO	4, 5, 7, 3	6/2/1965	5/6/1949	3,369,336	923,396	-
AGCS MARINE INS CO	4, 3, 5	10/5/1982	10/31/1961	1,009,626	287,184	-
AGRI GEN INS CO	3, 5, 4	10/25/1990	6/7/1983	714,907	450,122	-
AIG ASSUR CO	3, 6, 4	1/23/1992	9/26/1946	(15,819)	(169,829)	-
AIG PROP CAS CO	4, 2, 6, 7, 3	8/21/1952	5/17/1871	7,137,333	2,057,735	-
AIOI NISSAY DOWA INS CO OF AMER	7, 3, 6, 4	4/1/2013	1/11/1994	-	-	-
AIU INS CO	3, 7, 4, 6	4/1/1962	12/1/1913	3,327	(2,118)	-
ALAMANCE INS CO	7, 3, 4, 6	12/1/2007	11/30/1998	-	-	-

# Summary of Idaho Business

PROPERTY AND CASUALTY INSURERS (continued)						
Company Name	Lines of Business	License Date	Incorporated Date	Idaho Premiums Written	Losses Incurred	Complaint Count As Of 12/31/2018
ALASKA NATL INS CO	3, 6, 7, 4	3/22/1991	4/30/1979	10,997,775	4,161,237	
ALEA NORTH AMERICA INS CO	2, 6, 7, 4, 3	8/27/1984	6/30/1932	-	7,314	
ALL AMER INS CO	3, 4, 6, 7	5/9/2016	4/12/1961	55,690	127,169	
ALLEGHENY CAS CO	7	12/19/1995	12/31/2015	151,075	(876)	
ALLIANCE INS CO INC	3, 4, 7, 5	3/27/1975	12/31/1959	548,035	589,942	
ALLIANZ GLOBAL RISKS US INS CO	3, 6, 7, 4	12/31/1977	9/16/1977	1,754,185	(370,607)	
ALLIANZ REINS AMER INC	2, 3, 4, 5, 7	1/14/1982	5/25/1956	-	-	
ALLIED INS CO OF AMER	7, 4, 3, 6	12/1/2013	2/16/2005	1,063,431	1,012,321	
ALLIED PROP & CAS INS CO	3, 5, 7, 4	11/3/1989	4/29/1983	2,884,310	1,712,227	1
ALLIED WORLD INS CO	7, 5, 3, 4	1/3/1995	8/18/1986	207,555	(25,245)	
ALLIED WORLD NATL ASSUR CO	5, 3, 7, 4	9/13/2007	9/12/1996	974,358	(7,255)	
ALLIED WORLD SPECIALTY INS CO	7, 4, 5, 3	10/30/1981	1/14/1972	953,697	369,614	
ALLMERICA FIN ALLIANCE INS CO	6, 7, 4, 3	10/13/1995	4/26/1995	15,326	648	
ALLMERICA FIN BENEFIT INS CO	6, 3, 7, 4	6/4/1984	12/28/2000	196,756	(4,181)	1
ALLSTATE FIRE & CAS INS CO	7, 3, 4, 5	5/27/1981	9/6/1972	63,074,479	34,539,360	11
ALLSTATE IND CO	3, 4, 7, 6	11/2/1961	7/7/1960	15,427,325	12,328,760	3
ALLSTATE INS CO	2, 7, 6, 4, 3	5/9/1947	3/21/1931	13,004,804	10,182,333	8
ALLSTATE NORTHBROOK IND CO	2, 4, 6, 7, 3	8/12/1981	12/20/1978	-	-	
ALLSTATE PROP & CAS INS CO	7, 3, 4, 5	6/15/2001	2/14/1985	12,200,705	10,842,866	6
ALLSTATE VEHICLE & PROP INS CO	4, 5, 7, 3	9/2/1982	8/20/1979	15,040,361	16,442,180	7
ALPHA PROP & CAS INS CO	5, 4, 3	10/23/1995	12/19/1979	5,449,757	2,788,388	9
ALPS PROP & CAS INS CO	5	9/30/2013	9/22/1986	2,755,891	511,565	
ALTERRA AMER INS CO	3, 4, 7, 2, 5	4/1/1962	12/18/1919	-	(43,945)	
AMBAC ASSUR CORP	7	2/19/1971	2/25/1970	-	-	
AMCO INS CO	3, 4, 6, 7	7/7/1965	12/31/1958	8,218,543	9,070,659	1
AMERICAN AGRI BUSINESS INS CO	3, 5	12/5/2000	5/20/1948	6,854,843	2,898,760	
AMERICAN ALT INS CORP	6, 7, 3, 4, 2	7/31/1998	4/26/1923	4,244,002	1,108,452	
AMERICAN AUTOMOBILE INS CO	2, 7, 3, 6, 4	10/24/1924	12/14/1911	530,842	1,408,689	
AMERICAN BANKERS INS CO OF FL	2, 3, 4, 7, 5	11/21/1950	10/29/1947	11,981,085	4,195,881	1
AMERICAN CAS CO OF READING PA	2, 4, 3, 7, 6	10/20/1939	7/31/1902	2,518,603	3,299,512	
AMERICAN COMMERCE INS CO	2, 5, 4, 3	6/19/1957	9/18/1946	6,293,712	4,644,081	3
AMERICAN COMPENSATION INS CO	6	3/1/2008	12/6/1991	284,788	170,976	
AMERICAN CONTRACTORS IND CO	7	2/23/1999	9/25/1990	355,287	5,858	1
AMERICAN ECONOMY INS CO	2, 6, 7, 4, 3	10/20/1965	10/19/1959	762,483	605,216	

# Summary of Idaho Business

PROPERTY AND CASUALTY INSURERS (continued)						
Company Name	Lines of Business	License Date	Incorporated Date	Idaho Premiums Written	Losses Incurred	Complaint Count As Of 12/31/2018
AMERICAN EMPIRE INS CO	3, 4, 5, 7	8/26/1981	11/26/1979	-	-	-
AMERICAN EQUITY SPECIALTY INS CO	3, 4, 5	7/21/1999	1/29/1997	-	(69)	-
AMERICAN FAMILY HOME INS CO	3, 7, 4, 6	9/6/1983	1/28/1965	93,693	34,959	-
AMERICAN FAMILY INS CO	3, 6, 4	12/1/2014	11/21/1995	18,926,455	15,100,320	3
AMERICAN FAMILY MUT INS CO SI	6, 7, 3, 4, 2	4/5/2001	5/18/1927	24,803,131	20,285,053	4
AMERICAN FARMERS & RANCHERS MUT INS	3, 5	5/3/2005	1/1/1982	-	-	-
AMERICAN FIRE & CAS CO	3, 4, 6, 7	5/27/1981	1/1/1906	3,896,361	2,933,624	-
AMERICAN GUAR & LIAB INS	4, 7, 3, 6	12/12/1939	7/17/1939	1,991,153	5,158,766	-
AMERICAN HALLMARK INS CO OF TX	7, 3, 4, 5	6/20/2005	2/17/1982	6,473,366	(8,750,063)	-
AMERICAN HOME ASSUR CO	3, 4, 2, 7, 6	4/1/1962	2/7/1899	1,889,797	2,289,430	-
AMERICAN INS CO	6, 7, 4, 2, 3	4/30/1901	2/20/1846	796,722	762,899	-
AMERICAN INTERSTATE INS CO	7, 3, 4, 6	1/6/1997	12/21/1973	32,562	-	-
AMERICAN MERCURY INS CO	4, 7, 3, 5	10/11/1977	11/30/1962	96,474	26,195	-
AMERICAN MINING INS CO	6, 3, 4	1/1/2009	2/7/1984	455,024	89,240	-
AMERICAN MODERN HOME INS CO	6, 2, 3, 7, 4	1/27/1975	1/25/1965	988,860	773,967	1
AMERICAN MODERN PROP & CAS INS CO	4, 5, 3	10/21/2014	5/12/1982	1,912,401	1,581,073	-
AMERICAN MODERN SELECT INS CO	3, 4, 5	5/20/2005	8/15/1980	465,038	254,759	-
AMERICAN MUT SHARE INS CORP	99	3/1/1984	5/7/1974	-	-	-
AMERICAN NATL GEN INS CO	4, 3, 2, 5	6/25/1984	12/30/1980	91,763	47,293	-
AMERICAN NATL PROP & CAS CO	6, 3, 4, 2	11/7/1979	10/1/1973	8,856,817	7,742,915	2
AMERICAN PET INS CO	4	4/12/2012	12/7/2000	579,130	225,063	-
AMERICAN RELIABLE INS CO	3, 4, 5, 2, 7	8/18/1958	7/17/1952	2,933,825	1,541,868	2
AMERICAN ROAD INS CO	5, 3, 7, 4	10/11/1962	12/28/1959	253,012	4,111	-
AMERICAN SECURITY INS CO	2, 3, 5, 4	12/30/1983	8/12/1938	562,700	63,406	1
AMERICAN SELECT INS CO	3, 6, 4	3/1/2013	8/21/1959	-	-	-
AMERICAN SENTINEL INS CO	4, 3, 2, 6	2/23/2004	5/16/1956	3,944	7,400	-
AMERICAN SERV INS CO INC	7, 3, 4, 5	11/18/2004	3/11/1983	250,110	113,191	-
AMERICAN SOUTHERN HOME INS CO	5, 7, 3, 4	9/16/2005	7/29/1982	198	(10,436)	-
AMERICAN STANDARD INS CO OF WI	5, 3	4/5/2001	4/5/1961	334,223	101,604	-
AMERICAN STATES INS CO	2, 3, 7, 4, 6	11/26/1965	7/15/1929	3,368,919	1,462,789	-
AMERICAN STATES PREFERRED INS CO	4, 5, 3	8/18/1981	7/26/1979	1,484,967	605,581	-
AMERICAN STRATEGIC INS CORP	3, 5	5/23/2018	8/18/1997	-	-	-
AMERICAN SUMMIT INS CO	3, 7, 5	5/19/1966	12/15/1955	-	-	-

**Summary of Idaho Business**

PROPERTY AND CASUALTY INSURERS (continued)						
Company Name	Lines of Business	License Date	Incorporated Date	Idaho Premiums Written	Losses Incurred	Complaint Count As Of 12/31/2018
AMERICAN SURETY CO	7	3/18/1997	3/9/1964	44,222	12	1
AMERICAN WEST INS CO	4, 7, 5, 3	6/29/1995	12/27/1990	-	-	-
AMERICAN ZURICH INS CO	7, 4, 3, 6	10/26/1982	8/19/1981	3,966,728	(956,694)	-
AMERISURE INS CO	7, 3, 4, 6	3/1/2012	5/21/1968	22,490	5,304	-
AMERISURE MUT INS CO	3, 4, 6, 7	9/1/1950	9/12/1912	484,083	488,685	-
AMERISURE PARTNERS INS CO	3, 7, 6, 4	3/1/2012	3/22/2000	23,160	11,823	-
AMEX ASSUR CO	3, 4, 6, 7, 2	9/26/1980	1/30/1973	549,806	215,609	-
AMGUARD INS CO	6, 4, 3	1/1/2004	6/10/1982	596,815	159,934	-
AMICA MUT INS CO	3, 4, 5	1/1/1973	3/1/1907	3,569,125	2,631,000	-
AMTRUST INS CO OF KS INC	3, 4, 7, 6	8/13/1992	1/10/1972	4,332,025	1,455,647	-
ARCH IND INS CO	4, 7, 3, 6	12/15/1969	7/23/1969	-	-	-
ARCH INS CO	3, 4, 6, 2, 7	4/15/1988	12/15/1971	9,659,325	4,889,152	-
ARCH MORTGAGE ASSUR CO	9	7/28/2000	3/3/1969	-	-	-
ARCH MORTGAGE GUAR CO	9	4/26/1968	12/21/1966	2,534	-	-
ARCH MORTGAGE INS CO	9	10/23/1981	12/30/1980	6,792,168	44,279	-
ARCH REINS CO	6, 7, 3, 4, 2	1/1/2004	7/20/1995	-	-	-
ARGONAUT INS CO	3, 2, 4, 6, 7	10/17/1957	5/21/1957	1,470,452	304,053	-
ARGONAUT MIDWEST INS CO	6, 7, 4, 3	11/17/1980	3/19/1962	80,177	102,700	-
ARIZONA AUTOMOBILE INS CO	5	10/21/2009	2/25/2003	-	-	-
ARMED FORCES INS EXCH	5, 4, 3	9/9/1986	8/1/1982	154,677	(95,628)	-
ARROWOOD IND CO	4, 2, 7, 6, 3	3/31/1980	9/30/1910	-	(164,917)	-
ASCOT INS CO	2, 3, 4, 6, 7	11/26/1968	5/17/1968	-	6,517	-
ASHMERE INS CO	2, 5, 7, 4, 3	1/29/1992	10/6/1981	-	-	-
ASPEN AMER INS CO	2, 7, 3, 4, 6	5/12/1999	11/13/1990	2,235,620	899,379	-
ASSOCIATED IND CORP	4, 6, 3, 7, 2	1/2/1930	12/21/1922	24,652	193,604	-
ASSOCIATED LOGGERS EXCH	10	7/24/1979	7/24/1979	11,253,474	5,351,522	-
ASSURED GUAR CORP	7, 5	11/5/2001	10/25/1985	-	-	-
ASSURED GUAR MUNICIPAL CORP	7	6/27/1988	3/16/1984	-	-	-
ATAIN INS CO	3, 5, 4	3/1/2008	4/16/1987	4,400	-	-
ATLANTA INTL INS CO	4, 7, 3, 6	8/24/1950	1/1/1929	-	-	-
ATLANTIC SPECIALTY INS CO	7, 3, 4, 2, 6	3/1/2005	6/27/1986	1,872,173	(241,165)	-
ATRADIUS TRADE CREDIT INS CO	5	10/5/1998	1/14/1993	129,110	5,914	-
AUSTIN MUT INS CO	3, 4, 5	10/15/1999	6/11/1896	2,785,862	3,911,128	1

# Summary of Idaho Business

PROPERTY AND CASUALTY INSURERS (continued)						
Company Name	Lines of Business	License Date	Incorporated Date	Idaho Premiums Written	Losses Incurred	Complaint Count As Of 12/31/2018
AUTO OWNERS INS CO	2, 4, 7, 3, 6	12/1/2005	7/1/1916	48,454,745	36,297,119	7
AUTOMOBILE INS CO OF HARTFORD CT	2, 3, 4, 7, 6	4/16/1970	6/25/1965	1,777,676	1,705,429	1
AVEMCO INS CO	2, 4, 5, 7, 3	4/24/1964	3/14/1960	248,428	60,608	
AXA ART INS CORP	3, 4, 5	3/20/1991	9/17/1986	-	-	
AXA INS CO	3, 7, 4, 6	1/1/1991	11/23/1990	212,891	(2,782)	
AXIS INS CO	2, 6, 7, 4, 3	1/11/1982	9/25/1979	1,550,877	341,412	2
AXIS REINS CO	3, 4, 5, 7	11/5/1992	7/25/1991	2,613	(38,985)	
AXIS SPECIALTY INS CO	2	3/25/2010	1/12/1983	-	(3,176)	
BADGER MUT INS CO	4, 3, 5, 7	5/12/2008	6/6/1891	1,032,812	306,589	
BALBOA INS CO	3, 5, 4, 7, 2	8/25/1955	2/6/1948	(4)	36	
BANKERS INS CO	7, 5, 4, 3	9/8/1995	5/11/1976	97,416	(38)	
BANKERS STANDARD INS CO	2, 3, 7, 6, 4	8/30/1972	5/15/1962	2,165,116	460,111	
BCS INS CO	2, 7, 5, 4, 3	4/22/1970	12/5/1950	1,941,391	55,579	2
BEAZLEY INS CO INC	4, 2, 7, 5, 3	10/28/1981	8/29/1978	823,844	97,812	
BEDIVERE INS CO	6, 7, 4, 3	9/14/1956	6/1/1956	-	(33,186)	
BENCHMARK INS CO	7, 3, 2, 4, 6	8/25/1966	5/5/1964	2,186,001	1,355,881	
BERKLEY INS CO	7, 4, 2, 3, 6	7/13/1982	12/18/1975	2,143,235	487,834	
BERKLEY NATL INS CO	2, 7, 4, 3, 6	6/1/2008	9/30/1980	878,010	969,320	
BERKLEY REGIONAL INS CO	7, 2, 6, 3, 4	4/29/1988	12/17/1985	699,826	1,383,926	
BERKSHIRE HATHAWAY SPECIALTY INS CO	2, 7, 5, 4, 3	8/28/1962	2/10/1866	454,992	1802,58	
BERKSHIRE HATHAWAY ASSUR CORP	7	4/4/2008	12/21/2007	-	-	
BERKSHIRE HATHAWAY DIRECT INS CO	2, 3, 7, 6, 4	7/9/1975	3/25/1970	43,226	11,247	
BERKSHIRE HATHAWAY HOMESTATE INS CO	6, 7, 3, 4	11/25/1996	1/9/1970	2,416,133	742,407	
BERKSHIRE HATHAWAY SPECIALTY INS CO	2, 7, 5, 4, 3	8/28/1962	2/10/1866	1,220,068	438,184	
BITCO GEN INS CORP	3, 7, 4, 6	9/24/1963	7/23/1928	2,543,998	1,383,152	
BITCO NATL INS CO	3, 4, 7, 6	9/20/1963	10/1/1942	20,747	(11,251)	
BLACKBOARD INS CO	3, 4, 5, 7	11/26/1974	6/1/1973	-	-	
BLUESHORE INS CO	5	6/29/1987	6/19/1986	-	-	
BOND SAFEGUARD INS CO	7	11/28/2006	6/15/1971	375	24,394	
BOSTON IND CO INC	7	9/17/2013	2/10/1971	1,506	-	
BRISTOL W INS CO	3, 7, 5, 4, 2	12/16/1968	2/9/1968	4,462,168	1,820,789	1
BROTHERHOOD MUT INS CO	6, 2, 7, 3, 4	4/1/1999	8/20/1935	1,965,410	1,838,042	
BUILD AMER MUT ASSUR CO	7	3/15/2013	3/16/2012	-	-	

# Summary of Idaho Business

PROPERTY AND CASUALTY INSURERS (continued)						
Company Name	Lines of Business	License Date	Incorporated Date	Idaho Premiums Written	Losses Incurred	Complaint Count As Of 12/31/2018
CALIFORNIA CAPITAL INS CO	5, 3, 4	6/26/1981	5/25/1898	-	-	-
CALIFORNIA CAS GEN INS CO OF OR	4, 5, 3	7/18/1987	9/26/1977	2,713,126	1,976,453	
CALIFORNIA CAS IND EXCH	5, 4, 3	1/2/1962	1/1/1914	2,663	(97)	
CALIFORNIA CAS INS CO	3, 5, 4	10/5/1987	10/20/1967	4,710	(2)	
CALIFORNIA INS CO	2, 3, 4, 7, 6	6/16/1982	2/1/1965	3,159,570	229,304	
CAMICO MUT INS CO	5	12/1/1995	3/4/1986	292,931	6,856	
CAMPMED CAS & IND CO INC	4, 5, 7, 3	6/20/2012	1/1/2011	-	-	
CANAL INS CO	4, 3, 5	6/4/1958	2/27/1939	707,702	159,846	
CAPITOL IND CORP	7, 2, 4, 3, 6	5/2/1973	9/23/1959	500,692	201,284	
CAROLINA CAS INS CO	6, 4, 3, 7, 2	5/4/1966	4/18/1951	205,200	74,292	
CASUALTY UNDERWRITERS INS CO	3, 5	12/30/1992	5/30/1986	859,353	942,677	
CATERPILLAR INS CO	6, 7, 3, 4	11/21/2000	2/7/1963	4,230,703	1,961,705	
CATLIN IND CO	2, 5, 4, 3	7/12/2011	6/6/1928	64,626	56,018	
CATLIN INS CO	5, 4, 7, 3, 2	3/5/2009	4/19/1913	399,574	(68,216)	
CEM INS CO	7, 3, 4, 5	11/20/2003	12/15/1982	-	-	
CENSTAT CAS CO	5	5/26/2009	5/31/2002	(164)	-	
CENTRAL MUT INS CO		11/1/2016	4/17/1876	870,504	225,384	
CENTRAL STATES IND CO OF OMAHA	2, 3, 5, 4	10/28/1983	5/20/1977	1,220,685	642,130	
CENTRE INS CO	3, 4, 7, 6, 2	7/28/1981	10/31/1969	-	-	
CENTURION CAS CO	2, 3, 4, 5, 7	7/21/1989	2/9/1983	3,208	(2,000)	
CENTURY IND CO	2, 6, 7, 4, 3	8/25/1969	7/2/1963	-	22,263	
CENTURY NATL INS CO	5, 4, 3	12/20/1980	6/23/1955	320,262	263,979	1
CGB INS CO	3, 4, 5	4/3/2018	8/24/2001	1,750,993	156,212	
CHARTER OAK FIRE INS CO	4, 6, 2, 7, 3	4/29/1936	4/29/1931	9,920,983	3,287,837	
CHEROKEE INS CO	7, 5, 4, 3	10/23/1973	7/26/1946	-	-	
CHICAGO INS CO	3, 4, 5	9/1/1964	7/2/1956	-	23,960	
CHUBB IND INS CO	7, 3, 4, 6	1/23/1997	11/3/1922	164,766	1,489	
CHUBB NATL INS CO	4, 3, 7, 2, 6	1/23/1997	3/23/1993	66,324	11,712	
CHURCH MUT INS CO	3, 7, 6, 4	5/13/1971	3/4/1897	2,531,927	1,323,929	
CIM INS CORP	4, 5, 7, 3	4/1/1966	10/23/1998	-	-	
CIMARRON INS CO INC	3, 4, 5	9/25/1953	3/21/1947	-	-	
CITIZENS INS CO OF AMER	6, 3, 4	10/1/2011	5/29/1974	174,138	(47,380)	
CITY NATL INS CO	6, 7, 3, 4	4/24/2001	2/2/1961	-	-	



# Summary of Idaho Business

PROPERTY AND CASUALTY INSURERS (continued)						
Company Name	Lines of Business	License Date	Incorporated Date	Idaho Premiums Written	Losses Incurred	Complaint Count As Of 12/31/2018
CIVIL SERV EMPLOYEES INS CO	3, 4, 5	9/10/1957	11/25/1949	-	-	-
CLARENDON NATL INS CO	3, 2, 4, 6, 7	10/18/1952	7/21/1941	-	80,135	-
CLEAR BLUE INS CO	2, 7, 3, 4, 5	10/10/1996	1/28/1987	97,826	38,164	-
CLEAR SPRING PROP & CAS CO	2, 3, 4, 6, 7	12/17/1987	7/26/1986	2,994	(29,686)	-
CLERMONT INS CO	7, 3, 4, 5	12/23/1998	1/1/1977	-	-	-
COFACE N AMER INS CO	5, 7, 3, 4	12/17/2008	10/7/1974	48,798	142,203	-
COLISEUM REINS CO	2, 4, 7, 5, 3	10/5/1987	1/9/1978	-	-	-
COLONIAL AMER CAS & SURETY CO	5, 7, 3, 4	10/15/1996	5/24/1977	80,569	2,257	-
COLONIAL SURETY CO	5, 7	11/22/2002	3/19/1930	26,801	(665)	-
COLONY SPECIALTY INS CO	3, 4, 5	3/2/2000	12/20/1978	-	(20,615)	-
COLORADO CAS INS CO	3, 4, 5	8/12/1994	4/24/1980	-	103,300	-
COLUMBIA INS CO	5, 3, 4, 7	9/6/1973	1/28/1970	-	-	-
COLUMBIA MUT INS CO	3, 7, 4, 5	10/29/1991	6/3/1940	-	-	-
COMMERCE & INDUSTRY INS CO	3, 4, 6, 7	7/19/1965	12/6/1957	324,298	(647,874)	-
COMMERCIAL CAS INS CO	6	1/1/1996	3/21/1986	2,317	492	-
COMMONWEALTH INS CO OF AMER	3, 4, 5	9/24/2001	10/14/1994	-	-	-
COMPWEST INS CO	6	7/1/2007	4/28/2004	286,859	99,253	-
CONSUMERS INS USA INC	3, 4, 5	11/19/2009	7/27/1994	-	-	-
CONTINENTAL CAS CO	6, 7, 3, 2, 4	6/30/1948	11/29/1897	17,919,120	(1,555,303)	-
CONTINENTAL HERITAGE INS CO	7	11/26/1985	3/11/1980	55,040	216	-
CONTINENTAL IND CO	5, 4, 3	10/27/1992	12/9/1986	-	-	-
CONTINENTAL INS CO	4, 6, 7, 3, 2	12/31/1977	1/7/1853	1,870,923	589,794	-
CONTINENTAL WESTERN INS CO	6, 3, 4, 7	12/4/1970	7/1/1907	7,481,484	3,625,831	1
CONTRACTORS BONDING & INS CO	7, 3, 5, 4	4/2/1984	9/24/1979	878,757	746,176	-
COPIC INS CO	5	12/31/2001	4/11/1984	-	-	-
COREPOINTE INS CO	3, 4, 7, 5	6/27/1968	12/29/1964	2,869	7,921	-
COUNTRY CAS INS CO	7, 3, 4, 5	1/29/1999	1/23/1964	189,734	164,700	-
COUNTRY MUT INS CO	7, 3, 4, 5	1/29/1999	10/26/1925	2,132,183	1,023,929	-
COUNTRY PREF INS CO	3, 4, 7, 6	10/19/1967	5/19/1953	1,378,613	792,939	-
COURTESY INS CO	7, 3, 4	8/18/1998	12/21/1987	548,714	277,645	-
CRESTBROOK INS CO	5, 4, 3, 7	1/8/2014	7/9/1985	887,491	315,045	-
CRUM & FORSTER IND CO	4, 3, 6, 7	12/29/2003	12/2/1987	95,296	12,283	1
CSAA FIRE & CAS INS CO	3, 4, 5	5/20/2004	10/10/1997	4,285,223	3,067,722	2

# Summary of Idaho Business

PROPERTY AND CASUALTY INSURERS (continued)						
Company Name	Lines of Business	License Date	Incorporated Date	Idaho Premiums Written	Losses Incurred	Complaint Count As Of 12/31/2018
CSCAA GEN INS CO	3, 5	8/7/2002	6/25/1987	1,065,066	750,325	
CSE SAFEGUARD INS CO	5, 7, 4, 3	3/1/1988	4/20/1984	-	-	
CUMIS INS SOCIETY INC	4, 2, 3, 7, 5	1/25/1963	5/25/1960	6,190,986	2,589,290	
CYPRESS INS CO	6	7/1/1997	10/17/1962	62	7,630	
DAIRYLAND INS CO	2, 7, 3, 4, 5	9/3/1965	1/8/1953	385,320	166,901	
DAKOTA FIRE INS CO	3, 4, 5, 7	8/17/1992	8/23/1957	347,927	(266,129)	
DAKOTA TRUCK UNDERWRITERS	6, 7, 3	11/1/2010	11/20/1989	67,464	11,238	
DANIELSON NATL INS CO	5, 7, 3	6/15/1979	10/28/1974	-	-	
DEALERS ASSUR CO	3, 5	11/16/2001	8/2/1935	644,495	115,229	
DENTISTS INS CO	3, 5	11/22/2002	11/1/1979	365,153	35,000	
DEPOSITORS INS CO	4, 3, 6	12/18/1987	8/24/1983	8,281,415	8,172,311	1
DEVELOPERS SURETY & IND CO	5, 4, 3, 7	8/12/1988	10/10/1936	941,445	29,853	
DIAMOND STATE INS CO	3, 4, 5, 7	8/14/1991	2/20/1981	44,172	(16,431)	
DIRECT NATL INS CO	5	9/14/1959	10/31/2000	-	-	
DISCOVER PROP & CAS INS CO	2, 3, 4, 6, 7	8/13/1981	12/20/1978	-	(46,144)	
DOCTORS CO AN INTERINS EXCH	4, 2, 5, 3	9/28/1989	4/15/1976	3,811,324	5,487,654	
DORINCO REINS CO	4, 5, 7, 3	8/16/1991	3/8/1977	54,016	-	
EAGLE W INS CO	5, 3, 4	10/19/2006	10/14/1960	-	-	
EASTERN ATLANTIC INS CO	3, 5, 7, 4	3/1/2014	8/12/1985	107,351	326,313	
EASTGUARD INS CO	6	1/1/2004	2/23/1827	55,359	35,997	
ECONOMY FIRE & CAS CO	4, 2, 7, 5, 3	7/8/1988	1/30/1935	53,014	52,139	
ECONOMY PREFERRED INS CO	2, 5, 7, 3, 4	7/8/1988	5/29/1979	-	-	
ECONOMY PREMIER ASSUR CO	4, 5, 3	7/8/1988	12/15/1980	-	-	
ELECTRIC INS CO	7, 3, 4, 6, 2	11/7/1972	4/21/1966	197,619	125,085	
EMC PROP & CAS INS CO	3, 4, 6	7/18/2018	6/16/1953	-	-	
EMCASCO INS CO	3, 4, 7, 5	5/31/2013	12/9/1958	3,199,793	1,345,675	1
EMPIRE FIRE & MARINE INS CO	7, 3, 2, 5, 4	12/19/1957	3/16/1954	1,043,795	70,709	
EMPLOYERS ASSUR CO	6	3/1/2011	11/14/1979	1,937,755	542,969	
EMPLOYERS COMPENSATION INS CO	6	7/3/2003	5/16/2002	576,227	1,330,400	
EMPLOYERS FIRE INS CO	3, 6, 4, 7, 2	5/18/1944	1/21/1921	-	(53,909)	
EMPLOYERS INS CO OF NV	6	6/1/2008	12/1/1999	-	-	
EMPLOYERS INS CO OF WAUSAU	2, 3, 6, 7, 4	5/24/1940	8/21/1911	2,152,618	(4,785,566)	
EMPLOYERS MUT CAS CO	4, 6, 3, 7	12/16/1941	4/24/1911	12,858,089	6,348,916	

# Summary of Idaho Business

PROPERTY AND CASUALTY INSURERS (continued)						
Company Name	Lines of Business	License Date	Incorporated Date	Idaho Premiums Written	Losses Incurred	Complaint Count As Of 12/31/2018
EMPLOYERS PREFERRED INS CO	6	10/1/2010	1/1/1982	1,250,530	1,043,818	
ENCOMPASS IND CO	7, 3, 4, 5	12/5/2002	1/25/1984	24,488	1,778	
ENDURANCE AMER INS CO	7, 3, 4, 5	11/10/1997	3/21/1996	2,387,758	245,175	
ENDURANCE ASSUR CORP	7, 3, 2, 6, 4	1/30/2008	9/5/2002	126,841	9,697	
ENDURANCE RISK SOLUTIONS ASSUR CO	3, 7, 5, 4	12/14/1987	6/6/1986	-	(1,678)	
ENUMCLAW PROP & CAS INS CO	7, 3, 4, 5	10/30/2003	11/27/2001	12,245,157	13,342,899	
EQUITY INS CO	3, 4, 5	1/28/2005	1/1/1965	-	-	
ESSENT GUAR INC	9	2/2/2010	11/14/2008	5,400,219	124,049	
ESSENTIA INS CO	4, 5, 3	11/30/1982	4/27/1979	1,987,528	354,687	
ESURANCE INS CO	5, 3, 4	9/8/2014	12/1/1933	512,467	720,132	
ESURANCE INS CO OF NJ	4, 6, 7, 3	5/23/1940	10/22/1919	-	-	
ESURANCE PROP & CAS INS CO	3, 5, 4	11/20/2012	10/22/1987	4,895,504	2,774,958	
EULER HERMES N AMER INS CO	5, 7	11/30/2006	4/28/1893	315,366	60,885	
EVEREST DENALI INS CO	6, 4, 3	11/7/2017	6/7/2016	414,054	17,447	
EVEREST NATL INS CO	3, 2, 6, 4, 7	12/17/1987	11/12/1985	3,333,271	1,167,259	
EVEREST PREMIER INS CO	6, 4, 3	11/7/2017	6/7/2016	22,736	2,067	
EVEREST REINS CO	7, 4, 3, 2, 6	9/15/1976	6/13/1973	360,059	24,785	1
EVERGREEN NATL IND CO	3, 5, 7, 4	10/3/1983	12/30/1939	3,834	581	
EVERSPAN FIN GUAR CORP	7	9/4/1969	1/11/1968	-	-	
EXCESS SHARE INS CORP	5	12/13/1995	8/17/1993	71,030	-	
EXECUTIVE RISK IND INC	3, 4, 6, 2, 7	2/7/1995	9/23/1977	55,957	(62,723)	
EXPLORER INS CO	3, 6, 7, 4	5/31/1991	12/8/1981	-	(20,748)	
FACTORY MUT INS CO	3, 7, 5, 4	6/30/1968	10/31/1835	10,667,216	2,903,521	
FAIR AMER INS & REINS CO	3, 2, 4, 7, 5	10/9/1979	9/8/1985	13,733	7,712	
FALLS LAKE NATL INS CO	4, 6, 3, 2	9/29/1980	2/6/1974	40,720	(119,931)	
FARM BUREAU MUT INS CO OF ID	6, 7, 4, 3, 2	5/1/1947	4/27/1947	196,369,484	154,760,048	18
FARMERS ALLIANCE MUT INS CO	4, 7, 3, 5	10/30/1974	7/20/1888	6,960,507	2,887,054	
FARMERS INS CO OF ID	2, 7, 6, 3, 4	12/10/1969	10/29/1969	89,783,567	51,914,943	15
FARMERS INS EXCH	2, 4, 6, 7, 3	1/1/1930	3/28/1928	29,064,135	18,621,947	6
FARMERS MUT HAIL INS CO OF IA	4, 3, 5	6/19/1958	3/4/1893	685,335	80,724	
FARMERS UNION MUT INS CO	3, 4, 5	3/20/2007	12/4/1959	-	-	
FARMINGTON CAS CO	3, 4, 6, 7, 2	7/8/1983	8/24/1982	-	(6,840)	
FEDERAL INS CO	2, 3, 4, 7, 6	3/28/1940	2/15/1901	11,495,214	1,708,865	

PROPERTY AND CASUALTY INSURERS (continued)						
Company Name	Lines of Business	License Date	Incorporated Date	Idaho Premiums Written	Losses Incurred	Complaint Count As Of 12/31/2018
FEDERATED MUT INS CO	3, 6, 7, 4, 2	4/1/1921	8/1/1904	10,456,804	5,717,716	
FEDERATED RURAL ELECTRIC INS EXCH	3, 4, 6, 7, 2	12/10/1979	5/14/1957	1,795,102	8,157,704	
FEDERATED SERV INS CO	7, 3, 6, 4	10/22/1974	6/6/1972	1,354,718	506,097	
FIDELITY & DEPOSIT CO OF MD	4, 5, 7, 3	12/24/1981	10/14/1980	2,203,700	14,552	
FIDELITY & GUAR INS CO	7, 6, 4, 3	3/19/1979	3/1/1977	-	(21,120)	
FIDELITY & GUAR INS UNDERWRITERS INC	4, 7, 6, 3	11/17/1955	7/6/1951	-	4,191	
FINANCIAL AMER PROP & CAS INS CO	2, 3, 7, 4, 6	10/6/1972	3/14/1961	(47,768)	222,589	
FINANCIAL CAS & SURETY INC	7	10/21/2004	12/20/1989	96,776	4,107	1
FINANCIAL IND CO	5, 3, 7	11/22/1961	12/19/1945	10,485	299	
FINANCIAL PACIFIC INS CO	7, 4, 5, 3	6/19/1996	7/22/1986	-	(96)	
FIRE INS EXCH	3, 4, 5, 7	6/20/1943	11/10/1942	154,455	61,617	
FIREMANS FUND INS CO	2, 7, 4, 6, 3	9/19/2018	9/9/1864	1,947,446	5,782,011	
FIREMENS INS CO OF WASHINGTON DC	7, 3, 6, 4	3/1/2007	3/3/1837	1,462,904	3,462,382	
FIRST AMER PROP & CAS INS CO	4, 5, 3	3/19/1991	10/17/1977	175	-	
FIRST COLONIAL INS CO	4, 5	4/23/1998	2/17/1987	72,704	60,244	
FIRST DAKOTA IND CO	6, 7	11/1/2010	9/28/1995	74,660	(4,226)	
FIRST FIN INS CO	4, 6, 3, 7	9/9/1977	4/29/1970	-	-	
FIRST LIBERTY INS CORP	2, 4, 6, 7, 3	5/23/1991	6/16/1989	471,227	89,638	
FIRST NATL INS CO OF AMER	3, 4, 6, 7	11/20/1928	10/10/1928	523,266	176,414	
FIRST NONPROFIT INS CO	3, 7, 4, 6	11/1/2009	1/1/1978	1,776	-	
FIRSTCOMP INS CO	5	8/3/1992	12/17/1986	-	-	
FLORISTS MUT INS CO	3, 4, 6, 7	10/3/1988	6/1/1887	140,888	(6,101)	
FMH AG RISK INS CO	5, 2, 3	12/6/1991	2/8/1979	10,029,331	2,645,252	
FOREMOST INS CO GRAND RAPIDS MI	2, 7, 4, 3, 6	9/2/1957	5/20/1952	14,784,786	7,942,428	
FOREMOST PROP & CAS INS CO	3, 4, 7, 6	7/2/1992	4/27/1984	817,849	263,263	
FOREMOST SIGNATURE INS CO	3, 6, 4	3/1/2012	9/7/1982	293,829	154,183	
FORTRESS INS CO	5	8/20/2002	5/22/1997	7,546	161	
FRANK WINSTON CRUM INS CO	6	11/1/2013	1/23/2003	31,806	-	
FRANKENMUTH MUT INS CO	5, 4, 7, 3	6/7/1999	9/15/1921	-	-	
FREEDOM SPECIALTY INS CO	4, 5, 3, 7	12/10/1959	5/21/1929	130,744	32,126	
FRONTLINE INS UNLIMITED CO	5, 4, 3	7/8/1996	1/7/1994	-	-	
GARRISON PROP & CAS INS CO	3, 4, 5	10/25/2004	12/1/1900	11,901,093	7,009,954	2
GATEWAY INS CO	3, 5, 4	7/21/1997	5/21/1986	482,897	163,611	

# Summary of Idaho Business

PROPERTY AND CASUALTY INSURERS (continued)						
Company Name	Lines of Business	License Date	Incorporated Date	Idaho Premiums Written	Losses Incurred	Complaint Count As Of 12/31/2018
GEICO ADVANTAGE INS CO	5, 3	7/30/2012	6/13/2011	42,358,099	31,673,258	8
GEICO CAS CO	5, 4, 3	4/24/1984	8/31/1982	88,338	(12,118)	1
GEICO CHOICE INS CO	5, 3	7/30/2012	6/13/2011	27,828,153	18,587,849	4
GEICO GEN INS CO	3, 4, 7, 5	12/31/1978	5/15/1934	17,656,811	10,143,032	4
GEICO IND CO	5, 3	8/4/1961	3/22/1961	10,003,702	4,874,250	1
GEICO MARINE INS CO	4	12/23/2008	11/1/1989	576,131	222,373	
GEICO SECURE INS CO	5, 3	7/30/2012	6/13/2011	10,977,570	6,473,248	1
GEM STATE INS CO	3, 5, 4	1/1/1910	3/10/1910	5,765,160	7,172,364	3
GENERAL CAS CO OF WI	4, 6, 7, 3	1/6/1993	5/12/1925	2,612,426	(1,221,241)	
GENERAL INS CO OF AMER	3, 6, 7, 4	6/9/1923	3/20/1923	578,875	(460,057)	
GENERAL REINS CORP	4, 5, 7, 3, 2	4/1/1971	10/8/1970	133,951	56,559	
GENERAL SECURITY NATL INS CO	4, 7, 3, 5	11/19/1984	5/15/1980	143,385	130,331	
GENERAL STAR NATL INS CO	3, 4, 5, 7	12/18/1922	9/10/1864	21,931	(1,000)	
GENERALI US BRANCH	2, 5, 7, 4, 3	11/30/1990	12/26/1831	657,891	246,646	
GENESIS INS CO	7, 2, 6, 4, 3	12/30/1987	4/6/1976	104,516	91,000	
GENWORTH FINANCIAL ASSUR CORP	5	11/9/2007	6/12/1992	-	-	
GENWORTH MORTGAGE INS CORP	9	4/7/1981	5/12/1980	3,186,876	137,806	
GENWORTH MORTGAGE INS CORP OF NC	9	10/15/1981	2/20/1961	-	-	
GEOVERA INS CO	3, 5	4/19/2005	3/24/1997	-	-	
GLOBAL REINS CORP OF AMER	7, 5, 4, 3	8/28/1984	8/7/1940	-	-	
GOVERNMENT EMPLOYEES INS CO	4, 3, 5, 7	8/22/1955	11/30/1937	6,855,248	4,164,376	
GRANGE INS ASSN	7, 3, 5, 4	5/22/1953	8/6/1931	12,142,232	8,899,624	2
GRANITE RE INC	3, 7, 5	3/13/2009	11/13/1986	41,690	1,621	
GRANITE STATE INS CO	2, 6, 7, 4, 3	2/10/1928	6/26/1874	1,174,936	77,430	
GRANWEST PROP & CAS	5, 3, 4	11/5/1959	4/2/1959	-	(562)	
GRAY INS CO	7, 3, 4, 6	12/14/1999	11/18/1977	11,458	-	
GREAT AMER ALLIANCE INS CO	4, 6, 7, 3	10/6/1948	9/11/1945	692,657	187,873	
GREAT AMER ASSUR CO	3, 4, 7, 6	5/11/1973	3/23/1905	2,102,044	153,542	
GREAT AMER INS CO	2, 4, 3, 7, 6	9/30/1976	3/7/1872	5,233,453	2,145,045	1
GREAT AMER INS CO OF NY	3, 4, 7, 6	4/1/1948	8/22/1947	587,423	538,952	
GREAT AMER SECURITY INS CO	3, 7, 6, 4	3/18/1991	7/1/1987	-	-	
GREAT AMER SPIRIT INS CO	7, 3, 6, 4	9/17/1991	4/5/1988	47,369	(7,129)	
GREAT DIVIDE INS CO	2, 7, 4, 6, 3	9/26/1994	4/29/1986	281,486	42,914	

# Summary of Idaho Business

PROPERTY AND CASUALTY INSURERS (continued)						
Company Name	Lines of Business	License Date	Incorporated Date	Idaho Premiums Written	Losses Incurred	Complaint Count As Of 12/31/2018
GREAT MIDWEST INS CO	2, 4, 3, 7, 6	9/1/1999	10/5/1985	456,388	857,561	
GREAT NORTHERN INS CO	4, 7, 3, 6	9/4/1969	6/26/1952	1,495,846	214,552	
GREAT NORTHWEST INS CO	5, 3, 4	12/8/2006	9/15/1986	31,581	77,434	
GREAT WEST CAS CO	3, 6, 4, 7	1/14/1965	3/22/1956	25,125,676	17,874,709	1
GREATER NY MUT INS CO	4, 7, 3, 6	12/24/1963	8/29/1927	-	-	
GREENWICH INS CO	2, 3, 6, 4, 7	8/25/1955	2/18/1946	756,367	124,089	
GREYSTONE INS CO	2, 3, 4, 6, 7	7/16/1996	10/19/1993	-	-	
GUARANTEE CO OF N AMER USA	7	10/1/1999	1/23/1990	252,863	3,849	
GUIDEONE AMER INS CO	5, 4, 7, 3	12/23/1999	4/8/1983	-	-	
GUIDEONE ELITE INS CO	7, 4, 5, 3	6/16/1988	7/19/1983	282,218	(1,002,077)	
GUIDEONE MUT INS CO	3, 2, 6, 7, 4	7/21/1954	12/26/1946	2,303,475	2,904,077	
GUIDEONE SPECIALTY MUT INS CO	5, 3, 7, 4	11/6/1958	7/10/1948	24,042	(83)	
HALLMARK INS CO	5, 7, 4, 3	7/24/1992	6/20/1988	348,226	495,065	
HANOVER AMER INS CO	4, 7, 3, 6	7/5/1996	6/8/1989	178,511	150,084	
HANOVER INS CO	3, 2, 7, 6, 4	1/1/1973	10/5/1972	1,740,382	612,348	
HARCO NATL INS CO	3, 6, 7, 4	12/1/1994	11/17/1954	1,008,639	915,759	
HARLEYSVILLE INS CO	3, 4, 7, 5	8/18/1987	6/9/1930	82,019	232,156	
HARTFORD ACCIDENT & IND CO	3, 4, 7, 2, 6	7/18/1919	8/12/1913	1,225,868	407,443	
HARTFORD CAS INS CO	2, 4, 6, 7, 3	7/1/1987	3/5/1987	1,930,556	255,858	1
HARTFORD FIRE INS CO	2, 4, 7, 6, 3	7/29/1919	5/10/1810	4,174,419	254,745	
HARTFORD INS CO OF THE MIDWEST	3, 6, 7, 4	12/8/1983	9/11/1979	4,973,900	2,166,324	
HARTFORD STEAM BOIL INSP&C & INS CO	4, 3, 5	1/13/1906	6/30/1866	385,846	96,480	
HARTFORD STEAM BOIL INSP&C INS CO CT	3, 4, 5	6/11/2002	7/22/1988	-	-	
HARTFORD UNDERWRITERS INS CO	3, 4, 7, 6	7/1/1988	12/23/1987	800,374	1,038,401	
HDI GLOBAL INS CO	6, 3, 7, 4	11/6/2008	3/2/2007	1,287,411	482,017	
HERITAGE CAS INS CO	5, 7, 4, 3, 2	1/16/1984	6/4/1974	-	-	
HERITAGE IND CO	5, 3, 4, 2	8/18/1981	1/25/1979	2,092,300	93,541	
HIGHMARK CAS INS CO	5	10/14/1997	6/22/1977	-	-	
HISCOX INS CO INC	5, 4, 3, 7, 2	10/17/1985	11/26/1952	1,132,322	185,221	
HOMESITE INS CO	2, 4, 7, 5, 3	9/12/1988	4/3/1985	1,578,636	1,430,323	1
HOMESITE INS CO OF THE MIDWEST	2, 4, 3, 5, 7	8/28/20015	10/9/1969	1,926,852	661,221	
HORACE MANN INS CO	3, 4, 7, 5	12/16/1978	9/23/1963	2,278,410	1,676,573	
HORACE MANN PROP & CAS INS CO	5, 3	5/26/1988	3/25/1965	743,418	476,362	1

# Summary of Idaho Business

PROPERTY AND CASUALTY INSURERS (continued)						
Company Name	Lines of Business	License Date	Incorporated Date	Idaho Premiums Written	Losses Incurred	Complaint Count As Of 12/31/2018
HOUSING AUTHORITY PROP A MUT CO	7, 3, 4, 5	12/20/2005	3/20/1987	-	-	-
HOUSING ENTERPRISE INS CO INC	7, 3, 4, 5	9/23/2009	8/15/2000	-	{117,622}	-
HUDSON INS CO	3, 4, 7, 6, 2	10/15/1991	1/16/1918	1,536,557	923,875	-
IDAHO COUNTIES RISK MGMT PROGRAM	3, 5	2/1/1986	11/29/1985	32,043,580	15,948,683	1
IDAHO STATE INS FUND	10	1/1/1918	12/31/1917	253,185,428	190,588,197	2
IDS PROP CAS INS CO	2, 3, 4, 5	8/4/2004	12/6/1972	1,901,905	1,131,939	1
ILLINOIS INS CO	2, 7, 6	10/16/1995	10/21/1988	-	-	-
ILLINOIS NATL INS CO	3, 6, 7, 4	6/12/1992	10/5/1933	33,386	{1,081,446}	-
IMPERIUM INS CO	3, 4, 7, 2, 6	12/20/1991	11/18/1977	151,337	29,078	-
INDEMNITY CO OF CA	7	7/14/1995	10/5/1967	132,587	{2,137}	-
INDEMNITY INS CO OF NORTH AMER	7, 6, 4, 3	12/27/1984	9/26/1977	2,897,815	1,132,587	-
INDEPENDENCE AMER INS CO	3, 2, 5, 4	5/8/2001	2/26/1973	703,459	292,716	-
INDIANA LUMBERMENS MUT INS CO	3, 4, 6, 7	10/24/1980	4/1/1897	-	9,454	-
INFINITY INS CO	3, 5	11/17/1981	8/28/1978	17,677	{1,085}	1
INSURANCE CO OF N AMER	2, 7, 6, 4, 3	8/7/1956	4/14/1794	7,216	{2,919}	-
INSURANCE CO OF THE STATE OF PA	6, 3, 4, 7, 2	4/13/1918	4/18/1794	2,495,422	2,005,756	1
INSURANCE CO OF THE WEST	3, 6, 7, 4	8/16/1988	3/1/1972	270,084	26,848	-
INTEGON IND CORP	3, 5, 7, 4	9/28/1979	12/16/1946	-	-	-
INTEGON NATL INS CO	3, 7, 5, 4	12/31/1988	12/16/1987	1,005,960	613,413	-
INTERNATIONAL FIDELITY INS CO	7	9/19/1975	12/27/1904	274,911	3,667	-
INTREPID INS CO	4, 7, 3, 5	6/8/2005	8/19/1997	53,654	9,267	-
IRONSHORE IND INC	2, 4, 7, 3, 5	10/22/1974	8/1/1919	366,503	{63,298}	-
ISMIE MUT INS CO	5	8/24/2018	3/18/1976	-	-	-
JEFFERSON INS CO	5, 3, 4	11/13/1956	3/15/1950	3,771,586	979,627	-
JEWELERS MUT INS CO	3, 5, 7, 4	7/28/1972	3/12/1913	322,378	465,898	-
JIM SPECIALTY INS CO	3, 4, 5, 7	6/25/2018	1/3/2017	-	-	-
KEMPER FINANCIAL IND CO	4, 3, 7, 5	12/8/1999	6/20/1980	-	-	-
KEY RISK INS CO	6, 3, 4, 7	3/1/2011	12/10/1997	378,937	10,710	-
KNIGHTBROOK INS CO	4, 3, 5	5/18/2011	12/17/1934	583	6,943	-
LAMORAK INS CO	7, 2, 3, 6, 4	3/31/1971	3/10/1971	-	1,775	-
LANCER INS CO	3, 6, 4, 7	11/13/1956	4/27/1945	1,167,990	44,354	1
LANDCAR CAS CO	5	5/2/1997	10/3/1989	744,919	111,878	-
LEXINGTON NATL INS CORP	7	9/30/2003	10/23/1989	17,471	-	-

# Summary of Idaho Business

PROPERTY AND CASUALTY INSURERS (continued)						
Company Name	Lines of Business	License Date	Incorporated Date	Idaho Premiums Written	Losses Incurred	Complaint Count As Of 12/31/2018
LEXON INS CO	7, 6	9/24/1999	3/16/1984	387,002	99,956	
LIBERTY INS CORP	3, 4, 6, 7	12/15/1988	10/21/1988	12,334,908	11,097,722	5
LIBERTY INS UNDERWRITERS INC	2, 3, 7, 5, 4	8/13/1981	11/17/1978	23,381,449	14,678,599	
LIBERTY MUT FIRE INS CO	3, 6, 4, 7	4/1/1936	10/31/1908	10,491,538	3,920,009	6
LIBERTY MUT INS CO	7, 2, 4, 6, 3	8/28/1935	1/1/1912	4,741,961	661,205	3
LIBERTY NORTHWEST INS CORP	7, 6, 4, 3	10/28/1983	1/21/1983	6,220,711	(7,159,931)	
LM GEN INS CO	5, 3, 7, 4, 2	8/13/1981	11/17/1978	20,868,399	13,745,538	5
LM INS CORP	3, 4, 7, 6, 2	5/23/1991	6/16/1989	3,428,288	1,791,349	2
LM PROP & CAS INS CO	2, 3, 4, 7, 5	10/20/1975	1/2/1975	-	(139)	
LYNDON SOUTHERN INS CO	4, 3, 7, 2, 5	7/5/2005	9/16/1996	466,187	6,967	
MAIDSTONE INS CO	3, 5	3/22/2006	5/11/1988	-	4	
MAIN STREET AMER PROTECTION INS CO	3, 4, 5	4/8/2018	6/28/2007	3,605	-	
MANUFACTURERS ALLIANCE INS CO	4, 7, 2, 6, 3	5/1/2002	1/11/1979	328,159	164,589	
MAPFRE INS CO	5, 7, 4, 3	1/16/1992	2/21/1985	-	-	
MARKEL AMER INS CO	4, 5, 7, 3	11/26/1991	10/15/1986	1,390,827	200,543	
MARKEL INS CO	2, 3, 6, 7, 4	11/1/1984	11/26/1980	934,414	441,336	
MASSACHUSETTS BAY INS CO	7, 3, 6, 4	10/1/2011	12/20/1994	289,047	(527,515)	
MAXUM CAS INS CO	7, 3, 4, 5	6/30/2005	11/25/1996	21,396	143,273	
MBIA INS CORP	7	6/9/1972	3/23/1967	-	-	
MEDICAL INS EXCH OF CA	2, 5	9/1/1976	7/11/1975	5,977,418	3,213,003	
MEDICAL PROTECTIVE CO	5	12/6/1994	12/2/1909	1,818,669	(252,962)	
MEDICUS INS CO	5	3/6/2012	9/28/2006	-	-	
MEDMARC CAS INS CO	4, 7, 5	12/31/1979	7/26/1950	50,363	34,616	
MEMIC IND CO	6	7/1/2006	2/24/2000	3,885	23,220	
MENDOTA INS CO	3, 4, 5	3/31/1995	5/1/1989	-	-	
MERASTAR INS CO	5, 4, 3	8/18/1981	8/14/1974	446	-	
MERCHANTS BONDING CO A MUT	5, 7	6/16/1988	12/31/1933	350,546	3,426	
MERCHANTS NATL BONDING INC	5, 7	9/25/2012	4/15/2003	166,268	238	
MERITPLAN INS CO	3, 7, 5, 4	11/12/1982	12/10/1952	-	(847)	
METROMILE INS CO	5, 3, 4, 2	10/27/1978	7/26/1971	-	-	
METROPOLITAN CAS INS CO	4, 5, 3	1/9/1986	10/7/1981	-	-	
METROPOLITAN DRT PROP & CAS INS CO	5, 7, 4, 3, 2	5/2/1968	5/24/1949	336,797	203,428	
METROPOLITAN GEN INS CO	3, 4, 5	1/9/1986	6/30/1980	7,570	10,045	



# Summary of Idaho Business

PROPERTY AND CASUALTY INSURERS (continued)						
Company Name	Lines of Business	License Date	Incorporated Date	Idaho Premiums Written	Losses Incurred	Complaint Count As Of 12/31/2018
METROPOLITAN GRP PROP & CAS INS CO	3, 5	10/7/1980	12/10/1976	7,249,214	5,211,054	1
METROPOLITAN PROP & CAS INS CO	4, 2, 7, 5, 3	4/16/1973	8/31/1972	15,871,557	17,088,788	5
MGA INS CO INC	5, 7, 4, 3	5/16/1988	5/22/1981	-	-	
MGIC ASSUR CORP GEN ACCOUNT	7, 5	10/17/1988	9/27/1937	-	-	
MGIC IND CORP	9	1/3/2001	11/15/1956	213,645	(5,552)	
MIC GEN INS CORP	4, 5, 7, 3, 2	7/13/1982	8/14/1980	(3,589)	(993)	
MIC PROP & CAS INS CORP	4, 6, 7, 3	7/13/1982	4/30/1980	275,028	110,005	
MICHIGAN MILLERS MUT INS CO	3, 4, 6, 7	4/1/1914	10/24/1881	-	-	
MID CENTURY INS CO	2, 3, 4, 6, 7	12/21/1954	12/3/1949	4,362,064	3,307,315	
MID CONTINENT ASSUR CO	3, 4, 5	3/1/2006	8/13/1992	2,962	-	
MID CONTINENT CAS CO	5, 3, 4	3/1/2006	2/26/1947	427,203	(81,762)	
MIDDLESEX INS CO	4, 3, 6, 7	9/1/2010	3/3/1826	10,388	9,573	
MIDVALE IND CO	2, 3, 4, 6, 7	11/3/1975	11/17/1970	218,039	68,700	
MIDWEST EMPLOYERS CAS CO	6, 7	9/25/1989	3/21/1986	1,320,910	(448,114)	
MIDWEST FAMILY MUT INS CO	6, 4, 7, 3	6/1/2011	4/15/1891	2,313,251	1,171,011	
MILBANK INS CO	7, 3, 4, 5	12/1/1982	10/21/1982	-	(60)	
MILFORD CAS INS CO	7, 3, 6, 4	11/1/2007	9/28/1973	3,011,384	1,945,824	
MINNESOTA LAWYERS MUT INS CO	5	9/24/2003	5/28/1981	-	-	
MITSUMI SUMITOMO INS CO OF AMER	7, 3, 4, 6	9/28/2001	3/29/2001	533,083	36,973	
MITSUMI SUMITOMO INS USA INC	3, 7, 4, 6	12/31/1988	1/28/1988	548,287	43,011	
MMIC INS INC	5	8/8/2013	10/10/1980	-	-	
MONTEREY INS CO	3, 4, 5	10/19/2006	7/7/1987	-	-	
MORTGAGE GUAR INS CORP	9	12/26/1979	2/20/1979	7,697,806	(269,502)	
MOTORISTS COMMERCIAL MUT INS CO	7, 2, 4, 6, 3	9/23/1927	5/25/1899	315	(17,668)	
MOTORS INS CORP	5, 7, 3, 4	3/2/1940	10/23/1998	781,468	101,360	
MOUNTAIN STATES IND CO	3, 6, 7, 4	6/1/2012	10/5/1994	-	-	
MOUNTAIN VALLEY IND CO	7, 6, 3, 4	8/1/2009	2/2/1995	-	-	
MUNICH REINS AMER INC	6, 3, 4, 7, 2	1/1/1978	3/15/1917	-	-	
MUNICIPAL ASSUR COR	5, 7	10/11/2013	8/21/2008	-	-	
MUTUAL OF ENUMCLAW INS CO	3, 4, 5, 7	6/19/1952	2/17/1898	32,250,132	22,225,540	1
MUTUALAID EXCHANGE	3, 4, 5	3/1/2018	10/22/1957	-	-	
NATIONAL AMER INS CO	4, 7, 6, 3	12/23/1969	4/11/1919	80,426	5,063	
NATIONAL AMER INS CO OF CA	4, 6, 3	6/16/1987	10/10/1966	-	186	

# Summary of Idaho Business

PROPERTY AND CASUALTY INSURERS (continued)						
Company Name	Lines of Business	License Date	Incorporated Date	Idaho Premiums Written	Losses Incurred	Complaint Count As Of 12/31/2018
NATIONAL CAS CO	6, 2, 4, 7, 3	6/24/1908	12/19/1904	4,855,469	2,413,468	
NATIONAL CONTINENTAL INS CO	3, 5, 4	12/23/1958	12/24/1897	31,151	90,419	
NATIONAL FARMERS UNION PROP & CAS	3, 4, 7, 6, 2	10/27/1986	12/5/1984	522,041	269,057	
NATIONAL FIRE INS CO OF HARTFORD	2, 7, 6, 3, 4	5/1/1893	6/4/1869	976,368	562,129	
NATIONAL GEN ASSUR CO	5, 4, 3	1/2/1996	6/2/1983	2,354,358	1,244,946	1
NATIONAL GEN INS CO	5, 3	8/18/1969	11/2/1966	38,132	-	1
NATIONAL GENERAL INS ONLINE INC	3, 4, 5	2/23/2004	4/6/2000	-	-	
NATIONAL IND CO	4, 6, 3, 7, 2	5/17/1949	4/26/1940	1,645,703	453,736	1
NATIONAL INS ASSN	5	4/8/1988	11/15/1972	-	-	
NATIONAL INS CO OF WI INS	2	3/22/1996	7/30/1895	-	-	
NATIONAL INTERSTATE INS CO	3, 6, 4	10/27/1992	2/10/1989	5,342,448	6,138,393	
NATIONAL LIAB & FIRE INS CO	3, 6, 4, 7	1/23/1990	4/23/1957	1,046,424	54,187	
NATIONAL MORTGAGE INS CORP	9	3/11/2013	6/30/2009	3,220,262	(4,614)	
NATIONAL PUBLIC FINANCE GUAR CORP	7	2/3/1972	12/28/1959	-	-	
NATIONAL SPECIALTY INS CO	7, 3, 4, 6	8/3/2004	11/30/1960	57,281	-	
NATIONAL SURETY CORP	6, 7, 3, 4, 2	5/5/1972	9/3/1970	1,061,992	(1,206,659)	
NATIONAL UNION FIRE INS CO OF PITTS	3, 4, 7, 6, 2	5/5/1904	2/14/1901	15,152,494	69,821	1
NATIONWIDE AFFINITY CO OF AMER	2, 3, 4, 7, 6	10/3/1946	5/2/1924	3,142,512	4,804,131	1
NATIONWIDE AGRIBUSINESS INS CO	4, 6, 7, 3	10/23/1990	12/10/1973	8,302,044	3,951,948	1
NATIONWIDE ASSUR CO	5	10/24/1955	2/13/1942	-	-	
NATIONWIDE GEN INS CO	3, 5	10/1/1997	8/22/1957	-	-	
NATIONWIDE INS CO OF AMER	5, 4, 3	4/1/1961	6/30/1960	6,451,646	4,395,208	1
NATIONWIDE MUT FIRE INS CO	6, 7, 3, 4	10/11/1955	12/27/1933	-	(2,513)	
NATIONWIDE MUT INS CO	3, 6, 7, 4	10/11/1955	12/6/1925	5,223,757	3,432,897	
NATIONWIDE PROP & CAS INS CO	7, 3, 4, 6	12/30/1987	11/9/1979	-	(71)	
NAU COUNTRY INS CO	3, 5, 4	11/30/2005	12/31/1985	18,254,054	5,322,605	
NAVIGATORS INS CO	4, 5, 7, 3	3/7/1994	7/16/1981	1,423,090	219,093	
NCMIC INS CO	4, 3, 5	4/7/1977	1/1/1946	473,577	486,873	
NETHERLANDS INS CO THE	3, 7, 5, 4	12/9/1980	12/12/1978	-	29,915	
NEVADA GEN INS CO	3, 5	3/1/2012	12/28/1993	-	-	
NEW ENGLAND INS CO	7, 5, 4, 3	7/1/1990	8/25/1989	-	-	
NEW ENGLAND REINS CORP	7, 4, 3, 5	6/7/1983	12/29/1981	-	-	
NEW HAMPSHIRE INS CO	2, 3, 4, 6, 7	12/15/1919	7/7/1869	4,311,971	138,797	

# Summary of Idaho Business

PROPERTY AND CASUALTY INSURERS (continued)						
Company Name	Lines of Business	License Date	Incorporated Date	Idaho Premiums Written	Losses Incurred	Complaint Count As Of 12/31/2018
NEW YORK MARINE & GEN INS CO	7, 3, 4, 6	12/30/1987	3/22/1972	519,903	109,317	
NGM INS CO	7, 3, 6, 4	1/28/2004	3/28/1923	11,032	493	
NORCAL MUT INS CO	5	9/29/2016	9/18/1975	-	-	
NORGUARD INS CO	6	1/1/2004	8/12/1987	566,057	208,914	
NORTH AMER ELITE INS CO	7, 3, 4, 2, 6	10/19/2001	12/28/1987	425,172	115,999	
NORTH AMER SPECIALTY INS CO	3, 4, 7, 6, 2	10/23/1984	11/23/1973	1,082,309	6,572	
NORTH PACIFIC INS CO	5, 7, 3, 4	6/29/1964	6/26/1958	10,554,572	4,222,031	
NORTH POINTE INS CO	3, 4, 5	10/20/2004	10/13/1986	-	(5,480)	
NORTH RIVER INS CO	4, 6, 7, 3, 2	9/30/1972	6/12/1972	281,808	36,043	
NORTHLAND CAS CO	4, 5, 3, 7	11/15/1959	5/18/1959	-	(114)	
NORTHLAND INS CO	4, 5, 7, 3	6/15/1960	1/16/1948	4,399,195	3,570,375	
NOVA CAS CO	7, 4, 6, 3	4/15/1988	9/13/1979	1,638,493	827,306	
NUTMEG INS CO	4, 7, 3, 6	7/1/2011	11/19/1980	-	-	
OAK RIVER INS CO	6	1/1/2014	3/4/1993	25,520	581	
OAKWOOD INS CO	3, 7, 5, 4	1/1/1975	9/23/1974	-	-	
OBI NATL INS CO	6	8/1/2013	7/28/2011	426	(43,359)	
OCCIDENTAL FIRE & CAS CO OF NC	3, 6, 7, 2, 4	5/29/1962	10/31/1961	22,294	(36,468)	
ODYSSEY REINS CO	3, 7, 4, 6, 2	11/6/1987	9/10/1986	-	-	
OHIC INS CO	7, 3, 4, 2, 5	8/6/1982	2/9/1978	-	-	
OHIO CAS INS CO	4, 6, 7, 2, 3	9/20/1947	11/6/1919	7,614,846	2,040,612	
OHIO IND CO	4, 5, 7	10/20/1986	2/11/1956	367,290	214,603	
OHIO SECURITY INS CO	3, 4, 6, 7	9/23/1970	11/1/1950	21,665,183	11,126,179	
OLD REPUBLIC GEN INS CORP	3, 4, 7, 6, 2	11/16/1962	9/7/1960	746,035	30,745	
OLD REPUBLIC INS CO	2, 6, 7, 4, 3	1/15/1955	4/11/1935	5,179,277	4,113,417	1
OLD REPUBLIC SECURITY ASSUR CO	4, 5, 7, 3, 2	11/14/1977	7/26/1977	-	-	
OLD REPUBLIC SURETY CO	7	5/16/1990	12/28/1981	313,095	(44,999)	
OLD UNITED CAS CO	5, 3, 2	12/29/1992	5/20/1988	-	-	
OREGON AUTOMOBILE INS CO	7, 3, 5, 4	5/22/1963	12/28/1925	393,022	154,579	
OREGON MUT INS CO	7, 4, 5, 3	10/28/1925	12/29/1894	21,281,282	16,120,578	4
OWNERS INS CO	6, 2, 7, 3, 4	12/1/2005	5/13/1975	13,123,634	8,231,732	4
PACIFIC COMPENSATION INS CO	6	8/1/2008	1/31/2002	-	-	
PACIFIC EMPLOYERS INS CO	3, 4, 7, 2, 6	12/1/1942	7/17/1923	42,639	244,621	
PACIFIC IND CO	3, 6, 4, 7, 2	11/24/1927	1/16/1926	1,045,123	261,721	

# Summary of Idaho Business

PROPERTY AND CASUALTY INSURERS (continued)						
Company Name	Lines of Business	License Date	Incorporated Date	Idaho Premiums Written	Losses Incurred	Complaint Count As Of 12/31/2018
PACIFIC PIONEER INS CO	5, 7, 3, 4	5/27/1981	8/21/1978	-	-	-
PACIFIC SPECIALTY INS CO	5, 4, 3	4/1/1997	4/18/1988	-	10,605	-
PACIFIC STAR INS CO	5, 7, 4, 3	4/5/1991	8/3/1987	-	-	-
PACO ASSUR CO INC	5	5/21/2008	12/21/1994	65,363	189,014	-
PARTNERRE AMER INS CO	3, 5, 4, 2	6/4/1981	8/15/1919	-	(6,014)	-
PARTNERRE INS CO OF NY	5, 7, 4, 3	6/15/1989	9/8/1989	-	-	-
PEACHTREE CAS INS CO	3, 5	1/18/2005	11/29/1983	-	-	-
PEAK PROP & CAS INS CORP	3, 4, 5	3/16/1988	8/16/1985	-	-	-
PEERLESS IND INS CO	7, 3, 4, 6	12/31/2002	4/30/2002	-	-	-
PEERLESS INS CO	3, 4, 5, 7	8/21/1943	3/7/1901	-	-	-
PEMCO MUT INS CO	3, 4, 5, 7	8/27/2009	10/6/1948	-	-	-
PENN AMER INS CO	4, 5, 3	1/8/1996	12/23/1975	-	(401)	-
PENN MILLERS INS CO	7, 3, 4, 6	6/1/2005	1/10/1887	3,085,002	664,768	-
PENNSYLVANIA LUMBERMENS MUT INS	7, 3, 4, 5	1/2/2007	2/26/1895	899,712	84,269	-
PENNSYLVANIA MANUFACTURERS ASSOC INS	4, 6, 3, 7	7/14/1977	7/6/1964	1,249,590	562,187	-
PENNSYLVANIA MANUFACTURERS IND CO	6, 7, 3, 4, 2	5/1/2002	7/6/1982	111,366	38,915	-
PENNSYLVANIA NATL MUT CAS INS CO	3, 4, 6, 7, 2	9/3/1974	1/6/1919	325	-	-
PERMANENT GEN ASSUR CORP	3, 4, 5, 7	12/20/1991	9/28/1994	3,311,954	2,085,713	-
PETROLEUM CAS CO	6, 4, 3	9/30/1969	10/8/1925	-	-	-
PHARMACISTS MUT INS CO	7, 3, 4, 6	12/21/2001	10/16/1909	728,042	277,280	-
PHILADELPHIA IND INS CO	3, 4, 2, 7, 5	8/2/1989	2/4/1927	11,275,821	2,589,143	-
PHOENIX INS CO	2, 7, 6, 4, 3	7/1/1880	6/1/1850	3,944,656	1,369,718	-
PHYSICIANS INS A MUT CO	3, 4, 5	12/1/1994	12/22/1981	2,518,603	(111,711)	-
PIONEER SPECIALTY INS CO	3, 6, 4, 7	10/1/2011	8/17/1981	1,260,109	1,188,979	-
PLANS LIAB INS CO	7, 5	3/8/2007	5/15/1986	-	-	-
PLATEAU CAS INS CO		9/29/2017	12/28/1995	27,937	7,248	-
PLATTE RIVER INS CO	3, 4, 6, 7	8/13/1981	1/6/1972	95,886	10,879	-
PLAZA INS CO	3, 4, 7, 5	12/24/1986	7/20/1972	36,019	145,331	1
PMI INS CO	9	7/31/1996	11/2/1994	-	-	-
PMI MORTGAGE INS CO	9	7/9/1974	11/10/1972	342,743	(327,273)	-
PODIATRY INS CO OF AMER	5	1/1/2004	5/23/1980	336,927	68,152	-
PRAETORIAN INS CO	2, 3, 6, 7, 4	10/4/1982	7/20/1979	1,167,520	999,151	-
PREFERRED PROFESSIONAL INS CO	3, 4, 6	10/9/1991	6/30/1976	92,416	10,663	-

# Summary of Idaho Business

PROPERTY AND CASUALTY INSURERS (continued)						
Company Name	Lines of Business	License Date	Incorporated Date	Idaho Premiums Written	Losses Incurred	Complaint Count As Of 12/31/2018
PREVISOR INS CO	4, 7, 5, 3	11/28/2007	1/22/1946	-	-	-
PROASSURANCE IND CO INC	2, 5	6/19/1996	10/1/1976	8,961	4,096	-
PRODUCERS AGRICULTURE INS CO	3, 5	4/6/1989	3/31/1977	2,138,327	3,020,326	-
PROFESSIONALS ADVOCATE INS CO	7, 3, 5	3/30/2000	12/27/1985	-	-	-
PROGRESSIVE ADVANCED INS CO	3, 4, 5	11/19/2007	6/5/1930	-	-	-
PROGRESSIVE CAS INS CO	7, 5, 4, 3	8/22/1969	11/19/1956	-	(1,019)	1
PROGRESSIVE CLASSIC INS CO	5, 4, 3, 7	9/12/1988	9/30/1983	-	-	-
PROGRESSIVE DIRECT INS CO	5, 4, 3	4/26/1996	9/29/1986	47,004,905	24,139,216	4
PROGRESSIVE MAX INS CO	5, 4, 3	3/1/2007	3/12/1937	-	-	-
PROGRESSIVE NORTHERN INS CO	4, 5, 3	3/19/1987	8/19/1980	486,800	116,689	-
PROGRESSIVE NORTHWESTERN INS CO	4, 5, 3	9/19/1988	9/24/1982	58,033,557	32,104,473	14
PROGRESSIVE PREFERRED INS CO	3, 5, 4	3/11/1985	9/24/1979	-	-	-
PROGRESSIVE PREMIER INS CO OF IL	3, 4, 5	12/16/2003	9/13/1992	-	-	-
PROGRESSIVE SPECIALTY INS CO	5, 7, 3	11/20/1981	8/4/1975	-	-	-
PROGRESSIVE WEST INS CO	3, 7, 5, 4	9/25/1981	7/23/1970	-	-	-
PROPERTY & CAS INS CO OF HARTFORD	3, 7, 6, 4	10/20/1995	5/4/1989	4,497,112	3,634,647	1
PROSELECT INS CO	5	4/24/2014	5/30/1856	988,993	1,733,343	-
PROTECTIVE INS CO	6, 7, 4, 3, 2	12/12/1967	12/21/1954	557,205	371,558	-
PROTECTIVE PROP & CAS INS CO	4, 5, 3, 7	9/19/1979	5/30/1978	203,624	58,306	-
PROVIDENCE WASHINGTON INS CO	6, 4, 7, 3	6/8/1898	1/5/1799	-	(78)	-
QBE INS CORP	7, 2, 4, 5, 3	6/14/1984	5/22/1980	3,942,589	4,450,162	-
QBE REINS CORP	5, 7, 4, 3	6/29/1979	2/25/1964	-	-	-
QUALITAS INS CO	5, 7, 4, 3	10/21/1991	11/10/1982	-	(492)	-
RADIAN GUAR INC	9	5/20/1980	9/23/1976	11,864,589	131,330	-
RADIAN MORTGAGE ASSUR INC	9	11/23/1981	6/18/1974	-	-	-
RADNOR SPECIALTY INS CO	5, 4, 3, 7	9/27/2017	11/19/2014	11,055	3,255	-
RAMPART INS CO	6, 4, 3, 7	12/22/1992	9/13/1979	-	-	-
RED SHIELD INS CO	4, 5, 3, 7	8/12/1988	2/9/1979	907,184	279,259	-
REDWOOD FIRE & CAS INS CO	4, 6, 3, 7	2/10/1983	1/27/1970	3,143,321	915,601	-
REGENT INS CO	3, 4, 7, 6	10/27/1992	1/22/1963	1,067,738	8,252,059	-
REPUBLIC IND CO OF AMER	4, 3, 2, 6, 7	4/10/1995	12/5/1972	192,347	184,481	-
REPUBLIC IND CO OF CA	2, 7, 6, 4, 3	4/10/1995	10/13/1982	99,933	102,117	-
REPUBLIC MORT ASSUR CO	9	5/20/2003	12/16/1974	-	-	-

# Summary of Idaho Business

PROPERTY AND CASUALTY INSURERS (continued)						
Company Name	Lines of Business	License Date	Incorporated Date	Idaho Premiums Written	Losses Incurred	Complaint Count As Of 12/31/2018
REPUBLIC MORTGAGE GUAR INS CORP	9	11/26/2002	3/13/1973	-	-	
REPUBLIC MORTGAGE INS CO	9	11/1/1984	12/7/1972	180,241	(193,962)	
REPWEST INS CO	3, 4, 6, 7, 2	6/29/1981	2/28/1973	301,314	41,570	1
RESPONSE INS CO	5	12/23/1985	5/26/1983	-	-	
RESPONSE WORLDWIDE INS CO	5	12/31/1979	9/27/1979	-	3	
RIVERPORT INS CO	7, 3, 4, 6	9/1/2006	12/22/1989	107,700	(336,924)	
RLI INS CO	6, 3, 2, 7, 4	4/20/1972	6/4/1959	872,449	207,210	
ROCHE SURETY & CAS CO INC	7	12/7/2005	3/27/1981	72,828	-	
ROCKWOOD CAS INS CO	7, 3, 4, 6	4/1/2007	9/13/1990	9,353	(4,812)	
RSUI IND CO	3, 4, 5	5/7/1980	6/16/1977	1,849,573	313,171	
RURAL COMM INS CO	3, 5	1/19/1983	4/3/1980	7,982,519	2,818,091	
RVI AMER INS CO	3, 4, 2, 7	1/1/1909	7/18/1883	-	-	
SAFECO INS CO OF AMER	6, 7, 3, 4	9/17/1953	9/2/1953	10,574,348	8,246,120	3
SAFECO INS CO OF IL	3, 4, 6	7/31/1984	8/29/1980	120,429,752	67,484,458	20
SAFECO INS CO OF IN	3, 4, 5	4/5/1972	3/25/1971	-	-	
SAFECO NATL INS CO	5	1/5/1991	9/11/1972	-	(33)	
SAFETY FIRST INS CO	7, 6	9/1/2007	5/22/2001	-	(6,822)	
SAFETY NATL CAS CORP	3, 4, 2, 6, 7	9/15/1987	11/28/1942	1,594,686	475,415	
SAFEWAY INS CO	5	3/21/2008	8/28/1962	-	-	
SAGAMORE INS CO	7, 3, 4, 2, 6	2/4/2002	12/15/1981	73,852	37,060	
SAMSUNG FIRE & MARINE INS CO LTD	4, 3, 6, 7	11/1/2011	1/26/1952	1,937	261	
SCOR REINS CO	7, 2, 3, 6, 4	9/30/1985	11/8/1984	-	-	
SCOTTSDALE IND CO	4, 5, 3	12/29/1992	11/14/1984	859,185	226,489	
SEAVIEW INS CO	7	12/16/2015	6/18/1993	-	-	
SECURA INS A MUT CO	7, 3, 4, 6	11/1/2007	3/1/1900	-	-	
SECURA SUPREME INS CO	7, 4, 6, 3	11/1/2007	11/30/1995	-	-	
SECURIAN CAS CO	3, 5	6/13/2007	1/18/1994	3,016,013	1,081,317	
SECURITY NATL INS CO	6, 4, 7, 3	11/3/1992	7/7/1924	779,363	318,092	1
SELECT INS CO	3, 5, 7, 4	8/29/1968	3/31/1955	-	(34)	
SELECT MARKETS INS CO	2, 3, 7, 6, 4	3/12/1964	6/14/1963	-	(3,465)	
SELECTIVE INS CO OF NY	3, 4, 7, 6	5/31/1983	1/1/1985	257,713	91,944	
SENECA INS CO INC	4, 3, 7, 6	7/1/1978	3/29/1978	159,113	12,846	
SENTINEL INS CO LTD	3, 7, 4, 6	2/4/2004	7/6/1999	10,118,864	7,400,637	1

# Summary of Idaho Business

PROPERTY AND CASUALTY INSURERS (continued)						
Company Name	Lines of Business	License Date	Incorporated Date	Idaho Premiums Written	Losses Incurred	Complaint Count As Of 12/31/2018
SENTRITY CAS CO	4, 5, 7	8/27/2010	1/10/2007	-	285	
SENTRY CAS CO	7, 3, 4, 2, 6	9/21/2004	7/23/1973	789,488	640,880	
SENTRY INS A MUT CO	6, 7, 4, 3, 2	1/7/1927	12/19/1913	2,339,003	673,200	
SENTRY SELECT INS CO	2, 3, 6, 7, 4	11/3/1982	8/1/1929	4,505,598	3,728,159	
SEQUOIA IND CO	7, 3, 4, 6	2/1/2009	2/2/2004	-	-	
SEQUOIA INS CO	3, 4, 6, 7	9/14/2004	4/10/1946	-	19,267	
SERVICE AMER IND CO	3, 5, 7, 9	11/1/1989	10/3/1980	-	-	
SERVICE INS CO	7, 3, 4, 5	2/5/2004	12/16/1977	-	-	
SFM MUT INS CO	6	12/17/2018	11/1/1983	-	-	
SIRIUS AMER INS CO	2, 5, 4, 7, 3	12/8/1987	9/13/1979	470,346	488,005	
SOMPO JAPAN FIRE & MAR INS CO AMER	3, 2, 6, 4, 7	1/1/2017	12/21/2001	42,311	661	
SOMPO JAPAN INS CO OF AMER	3, 7, 6, 4	12/13/1982	8/9/1962	264,465	(15,690)	
SOUTHERN INS CO	3, 4, 5	11/15/1960	12/2/1947	(5,690)	6,379	
SOUTHWEST MARINE & GEN INS CO	7	10/10/2008	7/26/2005	186,052	33,738	
SPARTA INS CO	4, 6, 3, 7, 2	9/9/1926	2/10/1923	-	(68,323)	
SPINNAKER INS CO	2, 3, 5, 4	9/11/1995	7/28/1986	59,502	(1,951)	
ST PAUL FIRE & MARINE INS CO	2, 7, 6, 4, 3	5/2/1928	4/20/1925	42,005	(63,089)	
ST PAUL GUARDIAN INS CO	4, 6, 7, 3, 2	6/9/1972	4/6/1970	-	(14,147)	
ST PAUL MERCURY INS CO	6, 3, 4, 7, 2	11/14/1967	8/27/1964	-	(89,107)	
ST PAUL PROTECTIVE INS CO	6, 7, 4, 3, 2	5/9/1947	12/30/1931	-	(3,095)	
STANDARD FIRE INS CO	4, 6, 7, 3, 2	12/14/1912	7/6/1905	18,386,917	8,825,232	2
STANDARD GUAR INS CO	3, 4, 5, 2	12/30/1983	8/29/1960	1,824,945	479,872	
STAR CAS INS CO	5	11/5/2015	8/20/1987	-	-	
STAR INS CO	3, 4, 6, 7, 2	10/7/1988	8/26/1985	302,051	20,996	
STARNET INS CO	6, 7, 3, 4, 2	3/20/2000	6/11/1998	621,265	705,835	
STARR IND & LIAB CO	6, 4, 3, 7, 2	6/30/1980	4/15/1919	6,458,588	30,704,037	1
STARSTONE NATL INS CO	4, 7, 6, 3	7/1/1947	11/6/1944	749,262	264,915	
STATE AUTO PROP & CAS INS CO	6, 4, 7, 3	3/1/2012	1/25/1950	-	-	
STATE AUTOMOBILE MUT INS CO	3, 6, 4, 7	2/1/2006	8/15/1921	-	(418)	
STATE FARM FIRE & CAS CO	6, 7, 4, 3	8/29/1952	6/12/1935	88,468,073	79,434,694	15
STATE FARM GEN INS CO	5, 4, 3, 7	10/24/1962	4/3/1962	-	(190)	1
STATE FARM MUT AUTO INS CO	2, 4, 5	4/1/1929	3/29/1922	142,232,183	76,123,569	11
STATE NATL INS CO INC	4, 3, 6	12/19/1994	8/1/1984	3,575,212	1,808,861	1

# Summary of Idaho Business

PROPERTY AND CASUALTY INSURERS (continued)						
Company Name	Lines of Business	License Date	Incorporated Date	Idaho Premiums Written	Losses Incurred	Complaint Count As Of 12/31/2018
STILLWATER INS CO	5, 4, 7, 3	4/22/2008	4/26/1990	14,875	-	-
STILLWATER PROP & CAS INS CO	3, 4, 5, 7	6/14/1988	6/7/1971	767,811	627,460	-
STONINGTON INS CO	6, 4, 7, 3	4/8/1988	2/2/1938	9,597	3,356	-
STRAITFORD INS CO	3, 5, 4	8/22/1988	12/28/1981	38,922	(17,645)	-
SU INS CO	4	4/23/2018	3/7/2005	-	-	-
SUBLINEITY INS CO	3, 5, 7	1/25/1991	11/10/1897	3,984,254	3,430,584	1
SUN SURETY INS CO	7	11/1/2001	4/20/1998	196,776	-	-
SURETEC INS CO	7	7/22/2008	6/19/1998	58,639	1,360	-
SURETY BONDING CO OF AMER	7, 5	12/23/1999	2/27/1992	-	-	-
SWISS REINS AMER CORP	3, 4, 5, 7, 2	11/18/1960	7/26/1940	-	-	-
SYNCORA GUAR INC	7	11/5/1992	7/25/1991	-	-	-
T H E INS CO	6, 7, 3, 4	4/23/1996	4/10/1969	1,062,978	(57,060)	-
TDC NATL ASSUR CO	5	6/14/2001	9/5/1989	-	-	-
TEACHERS INS CO	4, 5, 7, 2, 3	4/16/1973	3/2/1971	106,140	22,228	-
TECHNOLOGY INS CO INC	3, 7, 6, 4, 2	3/4/1996	6/14/1991	3,215,509	4,957,888	-
THE BAR PLAN MUT INS CO	7	3/25/2004	11/21/1985	-	-	-
THE CINCINNATI CAS CO	7, 3, 4, 6	1/1/1998	12/27/1972	3,732,953	985,324	-
THE CINCINNATI IND CO	6, 4, 3, 7	1/1/1998	5/19/1988	6,086,230	4,603,552	-
THE CINCINNATI INS CO	3, 7, 6, 4	5/4/1984	8/2/1950	36,462,930	23,652,792	2
THE TRAVELERS CAS CO	3, 4, 7, 6	9/6/1983	12/10/1982	-	(168)	-
TIG INS CO	4, 6, 2, 3, 7	7/6/1932	3/8/1911	-	(898,973)	-
TNUS INS CO	7, 3, 4, 5	7/1/2004	2/11/2004	3,235	4,576	-
TOKIO MARINE AMER INS CO	3, 6, 4, 2, 7	8/1/2012	8/13/1998	305,547	(330,510)	-
TOYOTA MOTOR INS CO	4, 7, 3, 5	12/10/1952	9/3/1909	1,317,341	555,946	-
TRANS PACIFIC INS CO	4, 6, 7, 3	6/24/1983	1/21/1982	224,917	(79,224)	-
TRANSAMERICA CAS INS CO	3, 2, 4, 7, 5	7/25/1974	11/15/1957	50,164	140,845	1
TRANSATLANTIC REINS CO	6, 2, 4, 3	3/22/1978	10/29/1952	-	-	-
TRANSGUARD INS CO OF AMER INC	7, 3, 4, 6	1/12/1988	6/18/1987	325,371	(84,472)	-
TRANSPORT INS CO	3, 7, 6, 4	12/21/1976	5/25/1976	-	-	-
TRANSPORTATION INS CO	4, 6, 2, 7, 3	7/10/1951	2/11/1938	1,085,908	592,040	-
TRAVCO INS CO	3, 4, 5	10/10/1995	7/24/1991	2,030,378	215,446	-
TRAVELERS CAS & SURETY CO	6, 7, 2, 4, 3	1/1/1965	5/1/1883	1,187,721	890,767	1
TRAVELERS CAS & SURETY CO OF AMER	2, 4, 6, 7, 3	8/16/1988	7/18/1974	7,680,096	1,711,075	-



# Summary of Idaho Business

PROPERTY AND CASUALTY INSURERS (continued)						
Company Name	Lines of Business	License Date	Incorporated Date	Idaho Premiums Written	Losses Incurred	Complaint Count As Of 12/31/2018
TRAVELERS CAS CO OF CT	3, 4, 7, 6	2/11/1991	1/3/1990	-	(249)	
TRAVELERS CAS INS CO OF AMER	6, 3, 4, 7	4/12/1978	8/12/1971	4,091,598	7,157,619	
TRAVELERS COMMERCIAL CAS CO	4, 7, 2, 6, 3	12/17/1984	5/20/1981	-	-	1
TRAVELERS COMMERCIAL INS CO	3, 7, 6, 4	2/11/1991	1/3/1990	873,826	568,622	
TRAVELERS CONSTITUTION STATE INS CO	3, 4, 7, 6	9/6/1983	12/10/1982	-	(37)	
TRAVELERS HOME & MARINE INS CO	4, 5, 3	10/10/1995	7/24/1991	13,561,880	8,767,936	3
TRAVELERS IND CO	6, 3, 2, 7, 4	8/11/1923	3/25/1903	7,271,836	2,478,781	
TRAVELERS IND CO OF AMER	6, 7, 3, 4	5/13/1968	1/2/1946	3,889,833	3,489,888	
TRAVELERS IND CO OF CT	2, 4, 6, 3, 7	12/28/1966	5/1/1859	2,090,961	2,299,126	
TRAVELERS PROP CAS CO OF AMER	3, 6, 7, 4	4/1/1973	7/29/1971	21,881,131	10,843,094	1
TRAVELERS PROP CAS INS CO	3, 5, 4	3/21/1991	1/3/1990	-	-	
TRI STATE INS CO OF MN	2, 6, 7, 4, 3	3/1/2008	4/1/1974	126,239	8,358	
TRIANGLE INS CO INC	4, 3, 7, 5	11/3/2015	1/3/1992	-	-	
TRINITY UNIVERSAL INS CO	4, 7, 6, 3	9/9/1992	1/26/1926	2,501,788	3,351,200	1
TRITON INS CO	2, 7, 5, 4, 3	12/23/1985	3/25/1982	295,142	54,100	
TRIUMPH CAS CO	3, 4, 7, 6	1/1/2015	10/20/1981	1,146,635	245,197	
TRUCK INS EXCH	3, 4, 6, 7, 2	4/1/1935	2/5/1935	9,532,916	4,401,490	
TRUMBULL INS CO	7, 6, 3, 4	11/8/1995	10/10/1986	2,225,622	1,357,255	
TWIN CITY FIRE INS CO CO	2, 3, 4, 6, 7	7/1/1987	3/5/1987	5,321,867	(77,643)	
UMIA INS INC	5	1/3/1991	11/22/1978	2,192,928	736,398	
UNIGARD IND CO	3, 4, 6, 7	5/31/1991	11/8/1972	-	(10,390)	
UNIGARD INS CO	2, 3, 7, 6, 4	12/23/1960	9/29/1960	3,579,623	2,975,926	
UNION INS CO	6, 4, 3, 7	7/13/1982	3/21/1973	2,176,092	2,686,655	
UNION INS CO OF PROVIDENCE	3, 4, 6, 7	7/18/2018	5/15/1863	-	-	
UNITED CAS & SURETY INS CO	7	5/22/2017	5/21/1993	5,781	109	
UNITED FINANCIAL CAS CO	4, 5, 3	6/27/1995	6/13/1984	22,136,847	9,561,974	1
UNITED FIRE & CAS CO	3, 4, 7, 5	10/29/1980	1/2/1946	3,634,333	1,606,246	
UNITED GUAR CREDIT INS CO	5	8/6/1982	6/9/1981	-	-	
UNITED GUAR RESIDENTIAL INS CO	9	11/9/1964	11/27/1963	2,567,498	(25,606)	
UNITED GUAR RESIDENTIAL INS CO OF NC	5	5/14/1980	4/5/1963	-	-	
UNITED HERITAGE PROP & CAS CO	3, 5	4/21/1908	4/1/1908	18,953,109	13,849,032	4
UNITED SERV AUTOMOBILE ASSN	4, 3, 5	10/31/1962	6/20/1922	34,777,559	26,043,857	4
UNITED STATES FIDELITY & GUAR CO	6, 2, 3, 4, 7	6/20/1899	3/19/1896	175	(32,462)	

# Summary of Idaho Business

PROPERTY AND CASUALTY INSURERS (continued)						
Company Name	Lines of Business	License Date	Incorporated Date	Idaho Premiums Written	Losses Incurred	Complaint Count As Of 12/31/2018
UNITED STATES FIRE INS CO	7, 3, 4, 2, 6	12/29/2003	4/1/1824	5,757,471	4,302,548	
UNITED STATES LIAB INS CO	7, 5, 4, 3	2/5/1965	4/12/1867	1,993,561	417,414	
UNITED WI INS CO	6, 2	4/16/1991	9/11/1957	54,991	76,832	
UNITRIN AUTO & HOME INS CO	7, 3, 4, 5	12/31/1996	10/15/1996	-	-	
UNITRIN PREFERRED INS CO	7, 3, 4, 5	12/8/1999	9/28/1942	-	-	
UNITRIN SAFEGUARD INS CO	5, 4, 3	3/21/1991	1/25/1982	1,001,306	482,363	1
UNIVERSAL FIRE & CAS INS CO	7	11/4/2005	2/4/1976	60,665	-	
UNIVERSAL SURETY CO	7	6/4/1981	5/1/1947	-	-	
UNIVERSAL SURETY OF AMER	7, 5	5/13/1997	5/14/1984	27,799	(371)	
UNIVERSAL UNDERWRITERS INS CO	2, 6, 7, 3, 4	11/30/1982	1/25/1982	2,086,912	1,303,836	
UNIVERSAL UNDERWRITERS OF TX INS	5, 7, 3, 4	5/24/2006	8/28/1981	-	(43,719)	
US SPECIALTY INS CO	4, 6, 7, 3, 2	4/15/1988	10/28/1986	1,104,881	341,922	
US UNDERWRITERS INS CO	3, 4, 5, 7	9/20/2013	10/22/1992	2,810	1,044	
USAA CAS INS CO	3, 4, 5	12/31/1990	7/16/1990	27,812,532	22,434,533	5
USAA GEN IND CO	4, 3, 5	12/24/1974	6/23/1972	21,707,145	15,406,373	4
UTICA MUT INS CO	4, 6, 7, 3	12/29/1959	2/13/1914	327,019	(72,554)	
VALLEY FORGE INS CO	4, 6, 2, 7, 3	9/2/1957	4/28/1944	1,333,015	340,456	
VANLINER INS CO	3, 4, 6	9/24/1968	4/16/1953	445,932	181,328	
VERLAN FIRE INS CO MD	3, 4, 5	9/27/2010	1/1/2009	891,101	38,083	
VICTORIA FIRE & CAS CO	5, 3	7/1/1996	7/11/1983	-	-	
VIGILANT INS CO	4, 6, 3, 7, 2	9/9/1953	7/17/1939	6,150,832	2,736,681	
VIKING INS CO OF WI	3, 5, 2	10/11/1977	8/10/1971	18,376,115	9,857,764	7
VIRGINIA SURETY CO INC	4, 6, 7, 3, 2	6/30/1982	1/7/1982	1,285,302	569,308	
WARNER INS CO	5	11/28/1986	6/28/1985	-	-	
WASHINGTON INTL INS CO	3, 2, 6, 4, 7	1/17/1991	2/3/1976	19,855	2,275	
WATFORD INS CO	5	1/10/2008	6/4/1987	-	-	
WAUSAU BUSINESS INS CO	3, 7, 6, 4	11/2/1992	12/27/1907	-	20,548	
WAUSAU UNDERWRITERS INS CO	2, 3, 4, 7, 6	12/31/1979	9/27/1979	22	622,132	
WESCO INS CO	4, 3, 2, 7, 6	8/16/1988	12/12/1962	1,837,560	524,490	
WEST AMER INS CO	3, 6, 7, 4	1/18/1996	9/6/1991	6,508,430	1,605,764	
WESTCHESTER FIRE INS CO	4, 6, 7, 3	4/1/1973	5/27/1971	878,331	630,993	
WESTERN AGRIC INS CO	3, 7, 5, 4	8/22/1980	10/15/1971	11,116	29,073	
WESTERN COMM INS CO	3, 4, 6, 7, 2	8/18/1980	4/4/1980	36,229,401	24,721,390	3

# Summary of Idaho Business

PROPERTY AND CASUALTY INSURERS (continued)						
Company Name	Lines of Business	License Date	Incorporated Date	Idaho Premiums Written	Losses Incurred	Complaint Count As Of 12/31/2018
WESTERN GEN INS CO	3, 5	9/8/2004	8/11/1971	-	-	-
WESTERN NATL ASSUR CO	2, 3, 6, 7, 4	10/15/1957	6/28/1957	1,466,100	2,168,179	-
WESTERN NATL MUT INS CO	6, 7, 4, 3	6/15/2011	5/6/1915	4,014,905	2,104,064	-
WESTERN PROFESSIONAL INS CO	4, 3, 5	6/15/2001	5/8/1998	-	-	-
WESTERN PROTECTORS INS CO	5, 3	12/6/1994	5/27/1987	-	(9,208)	-
WESTERN SURETY CO	7, 5	8/27/1958	7/16/1900	2,142,571	133,914	1
WESTFIELD INS CO	6, 7, 3, 4	4/24/1969	7/12/1929	230,878	10,152	-
WESTFIELD NATL INS CO	6, 3, 4	3/1/2013	4/11/1968	62	(212)	-
WESTPORT INS CORP	3, 7, 4, 2, 6	9/30/1981	3/13/1981	2,164,483	1,049,573	-
WHITE PINE INS CO	3, 4, 5	8/30/2013	7/9/1969	12,919	(23,194)	-
WILLIAMSBURG NATL INS CO	6, 3, 7, 4	5/1/1998	9/18/1986	-	(56)	-
WILSHIRE INS CO	4, 5, 7, 3, 2	7/7/1987	9/6/1985	1,024,549	1,848,315	-
WINDHAVEN NATL INS CO	5	7/24/1991	11/30/1989	-	-	-
WORK FIRST CAS CO	6, 4, 3	9/15/1987	2/19/1936	647	31,081	-
WORKERS COMP EXCH	6	1/1/1919	1/1/1919	2,074,884	1,573,786	-
WRIGHT NATL FLOOD INS CO	3	7/12/2011	11/7/2002	355,952	11,651	-
WRM AMER IND CO INC	7, 3, 4, 5	6/7/1996	7/26/1991	-	-	-
X L INS CO OF NY	6, 7, 4, 3	7/1/2012	9/23/1994	-	-	-
XL INS AMER INC	3, 6, 7, 4	10/21/1966	11/10/1945	2,541,719	255,253	-
XL REINS AMER INC	7, 5, 3, 4, 2	7/25/1938	5/6/1929	-	-	-
XL SPECIALTY INS CO	4, 6, 7, 3	10/19/1995	11/14/1979	5,694,018	543,592	-
YCI INC	5, 4, 3, 7	6/27/2000	11/13/1979	-	-	-
YOSEMITE INS CO	5, 4, 3, 7	1/10/1967	1/16/1964	(39,384)	6,024	-
ZALE IND CO	3, 4, 2, 5	1/18/2006	6/27/1973	-	-	-
ZENITH INS CO	3, 4, 7, 6	6/1/1983	3/2/1949	55,906	(32,909)	-
ZURICH AMER INS CO	6, 2, 7, 3, 4	12/31/1998	6/3/1998	11,236,453	6,851,587	-
ZURICH AMER INS CO OF IL	4, 6, 7, 3	6/27/1985	10/11/1973	258,507	(314)	-

## Lines of Business Code

02 - DISABILITY	07 - SURETY
03 - PROPERTY	09 - MORTGAGE GUARANTY
04 - MARINE & TRANSPORTATION	10 - WORKERS' COMPENSATION ONLY
05 - CASUALTY - EXCLUDING WORKERS' COMPENSATION	99 - SHARE & DEPOSIT
06 - CASUALTY - INCLUDING WORKERS' COMPENSATION	